

 LORENZOLINE

## 84T/TH

High Insulated Window & Door System  
Yüksek Yalıtımlı Pencere Ve Kapı Sistemi

# INDEX

## İndeks

|   |           |
|---|-----------|
| Technical Information   Teknik Bilgiler | 1 - 7     |
| Profile Index   Profil İndeks           | 8 - 11    |
| Profiles   Profiller                    | 12 - 39   |
| Details   Detaylar                      | 40 - 89   |
| Glazing Tables   Cam Tabloları          | 90 - 93   |
| Accessories   Aksesuarlar               | 94 - 117  |
| Cutting Size   Kesim Ölçüleri           | 118 - 127 |
| Assembly Details   Montaj Detayları     | 128 - 161 |

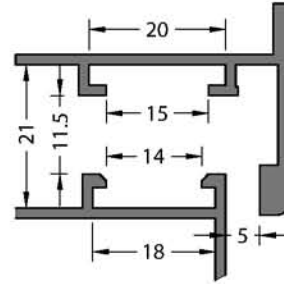
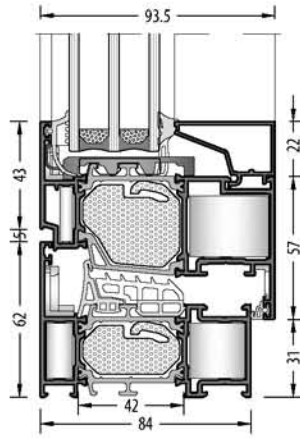
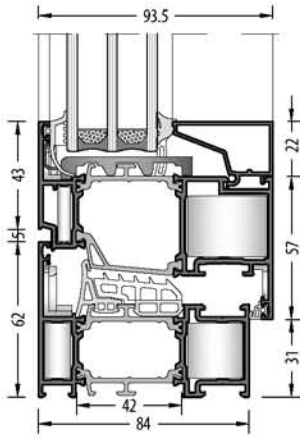
TECHNICAL INFORMATION  
TEKNİK BİLGİLER

## system properties / sistem bilgisi



- Superior performance thanks to thermal insulation filling material,
- Various opening options in doors and windows,
- Safe air and water drainage system,
- Joint options for mullions with extruded joints and screw methods.
- Different shapes and with different static values, aesthetic and stable solutions with mullion profiles,

- Isı yalıtım dolgu malzemesi sayesinde üstün performans,
- Kapı ve pencerelerde farklı açılım seçenekleri,
- Güvenli hava ve su tahliyesi,
- Farklı statik değerlere sahip ve farklı formlara sahip orta kayıt profilleri ile estetik ve stabil çözümler,


 Euro Grove Section 1  
Avrupa Kanal 1

## Technical Properties / Teknik Özellikler

|                                   |            |
|-----------------------------------|------------|
| FRAME DEPTH   KASA DERİNLİĞİ      | 84 mm      |
| SASH DEPTH   KANAT DERİNLİĞİ      | 93.5 mm    |
| WALL THICKNESS   ET KALINLIĞI     | 1.8 mm     |
| GLASS THICKNESS   CAM KALINLIĞI   | 28 - 68 mm |
| THERMAL INSULATION   ISI BARIYERİ | 42 mm      |

## Opening Opportunities / Açılım Seçenekleri

|   | WINDOW / PENCERE | DOOR / KAPI |
|---|------------------|-------------|
| INSIDE OPENING   İÇE AÇILIR             | ✓                | ✓           |
| OUTSIDE OPENING   DIŞA AÇILIR           | ✓                | ✓           |
| BOTTOM HUNG   VASİSTAS                  | ✓                | -           |
| TILT & TURN OPENING   ÇİFT EKSEN AÇILIM | ✓                | ✓           |
| TILT & SLIDE OPENING   PARALEL SÜRME    | -                | ✓           |

## Performance Values / Performans Değerleri

## WATERTIGHTNESS | SU GEÇİRGENLİĞİ - EN12008

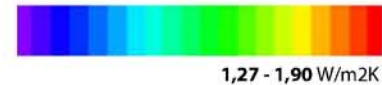
|            |             |             |             |             |             |             |             |               |                 |
|------------|-------------|-------------|-------------|-------------|-------------|-------------|-------------|---------------|-----------------|
| 2A (50 Pa) | 3A (100 Pa) | 4A (150 Pa) | 5A (200 Pa) | 6A (250 Pa) | 7A (300 Pa) | 8A (450 Pa) | 9A (600 Pa) | E... (800+Pa) | E1200 (1200 Pa) |
|------------|-------------|-------------|-------------|-------------|-------------|-------------|-------------|---------------|-----------------|

## AIR PERMEABILITY | HAVA GEÇİRGENLİĞİ - EN12207

|                  |                  |                  |                  |
|------------------|------------------|------------------|------------------|
| Class 1 (150 Pa) | Class 2 (300 Pa) | Class 3 (450 Pa) | Class 4 (600 Pa) |
|------------------|------------------|------------------|------------------|

## RESISTANCE TO WIND LOAD | RÜZGAR DAYANIMI - EN12210

|          |          |           |                 |           |            |
|----------|----------|-----------|-----------------|-----------|------------|
| (400 Pa) | (800 Pa) | (1200 Pa) | C4/B4 (1600 Pa) | (2000 Pa) | (2000+ Pa) |
|----------|----------|-----------|-----------------|-----------|------------|

 THERMAL INSULATION VALUE  
SİSTEM UF DEĞERİ - EN ISO 10077-2


1,27 - 1,90 W/m2K

**systemproperties / sistembilgisi**

|   |  |                           |  |
|---|--|---------------------------|--|
| <b>Construction Depth</b>                 | Frame : 84 mm - Vent : 93.5 mm   | <b>Derinlik</b>           | Kasa : 84 mm - Kanat : 93.5 mm   |
| <b>Glazing</b>                            | Glazing from 28 mm up to 68 mm with dry EPDM gaskets. The choice of joists and glazing beads depend on the thickness of the glass. According to the tolerances of the glazing either a smaller or bigger joint and or glazing bead is used.  | <b>Cam Kalınlığı</b>      | Cam kalınlığı EPDM fitil ile birlikte 28 mm - 68 mm aralığındadır. Bağlantı ve çita cam kalınlığına göre seçilmelidir. Cam toleransına göre küçük yada büyük bağlantı veya cam çitası kullanılır.  |
| <b>Insulation Bar Thermal Permability</b> | 42 mm<br>(Uf) 1,27 - 1,90 W / m2K  | <b>Isı Bariyeri</b>       | 42 mm  |
| <b>Opening Opportunities</b>              | <ul style="list-style-type: none"> <li>• Fixed</li> <li>• Top Hung</li> <li>• Side Hung Window</li> <li>• Tilt &amp; Turn Window</li> <li>• Double Sash</li> <li>• Angular</li> <li>• Inside Opening Door</li> <li>• Inside Opening Double Sash Door</li> <li>• Outside Opening Door</li> <li>• Outside Opening Double Sash Door</li> <li>• Tilt &amp; Slide Opening Door</li> <li>• <b>Outwards</b></li> <li>Outward - 1 ( Handle on sash)</li> <li>Outward - 2 ( Handle on frame)</li> </ul> | <b>Isı Geçirgenliği</b>   | (Uf) 1,27 - 1,90 W / m2K   |
| <b>Connections</b>                        | Die cast and also pres corner joints can apply for fixing corners. The transoms are fixed with screw through the outer frame.  | <b>Açılım Seçenekleri</b> | <ul style="list-style-type: none"> <li>• Sabit</li> <li>• Vasiyas</li> <li>• Tek Açılım</li> <li>• Çift Açılım</li> <li>• Çift Kanat Açılım</li> <li>• Açılı Dönüş</li> <li>• İçe Açılır Kapı</li> <li>• İçe Açılır Çift Kanat Kapı</li> <li>• Dışa Açılır Kapı</li> <li>• Dışa Açılır Çift Kanat Kapı</li> <li>• Paralel Sürme</li> <li>• <b>Dışa Açılımlar</b></li> <li>Outward - 1 ( Kol Kanatta)</li> <li>Outward - 2 ( Kol Kasada)</li> </ul> |
| <b>Gaskets</b>                            | The opening windows have a central gasket, an acoustical gasket and glazing gaskets in EPDM  | <b>Bağlantılar</b>        | Köşeyi birleştirmek için pimli veya pres köşe bağlantıları uygulanabilir. Orta kayıtlar dış kasadan vida atılarak bağlanır.  |
| <b>Drainage</b>                           | For maximum performance, you should follow the instructions in the catalogue.  | <b>Fitil</b>              | Açılır pencerelerde tozluk fitili, akustik fitil ve cam fitilleri EPDM'dir.  |
|   |  | <b>Su Tahliye</b>         | Maksimum performans için katalogdaki talimatları takip etmelisiniz.  |

**productionproperties / üretimbilgisi**

|                          |   |                    |  |
|--------------------------|---|--------------------|--|
|                          | The aluminium profiles have been extruded from the alloy AlMgSi 0.5 as F22 according to the EN 12020.   |                    | Alüminyum profiller AlMgSi 0.5 - F22 alaşımından ve EN 12020 standardına göre üretilir.  |
| <b>Alloy</b>             | <b>Physical Properties</b> <ol style="list-style-type: none"> <li>1. Density : 2.70 Kg / dm3</li> <li>2. Modules of Elasticity : 69 kN / mm2</li> <li>3. Resistivity : 20° 33 n Ω .m</li> <li>4. Melting point : 600 - 655 °C</li> <li>5. Linear expeansion coefficient : 20 - 100°C μ °C<sup>-1</sup></li> </ol> <b>Mechanical Properties</b> <ol style="list-style-type: none"> <li>1. Tensile strength : Min 215 MPa</li> <li>2. Yield strength : 190 MPa</li> <li>3. Elongation : % 10</li> <li>4. Hardness : 67 Brinell</li> </ol> | <b>Alaşım</b>      | <b>Fiziksel Özellikler</b> <ol style="list-style-type: none"> <li>1. Yoğunluk : 2.70 Kg / dm3</li> <li>2. Elastisite Modülü : 69 kN / mm2</li> <li>3. Direnç : 20° 33 n Ω .m</li> <li>4. Erime Noktası : 600 - 655 °C</li> <li>5. Genişleme Katsayısı : 20 - 100°C μ °C<sup>-1</sup></li> </ol> <b>Mekanik Özellikler</b> <ol style="list-style-type: none"> <li>1. Kopma Dayanıklılığı : Min 215 MPa</li> <li>2. Elastisite Limiti : 190 MPa</li> <li>3. Uzama : % 10</li> <li>4. Sertlik : 67 Brinell</li> </ol> |
| <b>Surface Treatment</b> | <b>Anodising</b><br>In anodising process , microns of the profiles for the inside and outside use are different. The complete anodisation process takes place in accordance with the specifications of <b>QUALANOD</b> .<br><b>Electrostatic Powder Coating</b><br>The thermal break allows the profile to be painted when compounded. On average, the coating thickness is minimally 60 micron. The complete powder coating process takes place in accordance with the specifications of <b>QUALICOAT SEASIDE</b> .                    | <b>Yüzey İşlem</b> | <b>Eloksal</b><br>Eloksal projesinde profil mikronları iç ve dış kullanım için farklıdır. Bütün eloksal projesi <b>QUALANOD</b> spesifikasyonlarına göre uygulanır.<br><b>Elektrostatik Toz Boya</b><br>Isı bariyeri çakıldığında profil boyanabilir. Genel olarak kaplama kalınlığı minimum 60 mikrondur. Bütün toz boya projesi <b>QUALICOAT SEASIDE</b> spesifikasyonlarına göre uygulanır.   |

# ift-Nachweis

## Classification Report



|                  |  |
|------------------|--|
| Number           | 21-001644-PR02 (NW-A01-02-en-02)   |
| Owner            | KURTOGLU ALUMINYUM<br>BAKIR KURSUN SAN. A.S.<br>Haciseremet Mevkii TEM<br>Cortu Cikisi Velimese<br>59860 Tekirdag<br>Turkey  |
| Product          | Tilt and turn window with fixed sublight   |
| Designation      | System: 84TH<br>Shipping name: 84TH  |
| Details          | Manufacturer: KURTOGLU ALUMINYUM, BAKIR KURSUN SAN. A.S. - Tekirdag; Material: Aluminium system with thermal break; Type of opening: Tilt and turn; Opening direction: DIN right, inward opening; Overall dimensions (W x H): 792 mm x 2000 mm |
| Special features | Material compatibility must be taken into account. Material durability must be taken into account.   |

### Result

Air permeability according to EN 12207:2016-12



**Class: 4**

Resistance to wind load according to EN 12210:2016-03



**Class: C4/B4**

Watertightness according to EN 12208:1999-11



**Class: E1200**

ift Rosenheim

01.04.2021

Robert Kolacny, Dipl.-Ing. (FH)  
Deputy Head of Testing Department  
Building Component Testing

Dimitrios Moustakidis, MSc, Dipl.-Ing.  
Operating Testing Officer  
Building Component Testing

### Basis \*)

EN 14351-1:2008+A2:2016-09  
\*) and corresponding national versions  
(e.g. DIN EN)

Test report: 21-001644-PR02 PB-A01-02-en-02

Replaces ift-Nachweis: 21-001644-PR02 NW-A01-02-en-01 dated 31.03.2021.

### Representation



### Instructions for use

The Evidence ("Nachweis") can be used for preparing the Declaration of Performance in accordance with the Construction Products Regulation 305/2011/EU. The results obtained apply to the direct field of application determined in Annex E of EN 14351-1.

### Validity

There is no time limit.

When using this document the up-to-dateness of above basis and the conformity of the product have to be observed.

### Notes on publication

The ift-Guidance Sheet "Conditions and Guidance for the Use of ift Test Documents" applies.

### Identity-Check



[www.ift-rosenheim.de/ift-oerueft](http://www.ift-rosenheim.de/ift-oerueft)  
ID: 576-9EF56

NW-PR01-1402-en-01 (01.12.2019)

ift Rosenheim GmbH  
Theodor-Gieseler-Str. 7-9  
D-63026 Rosenheim

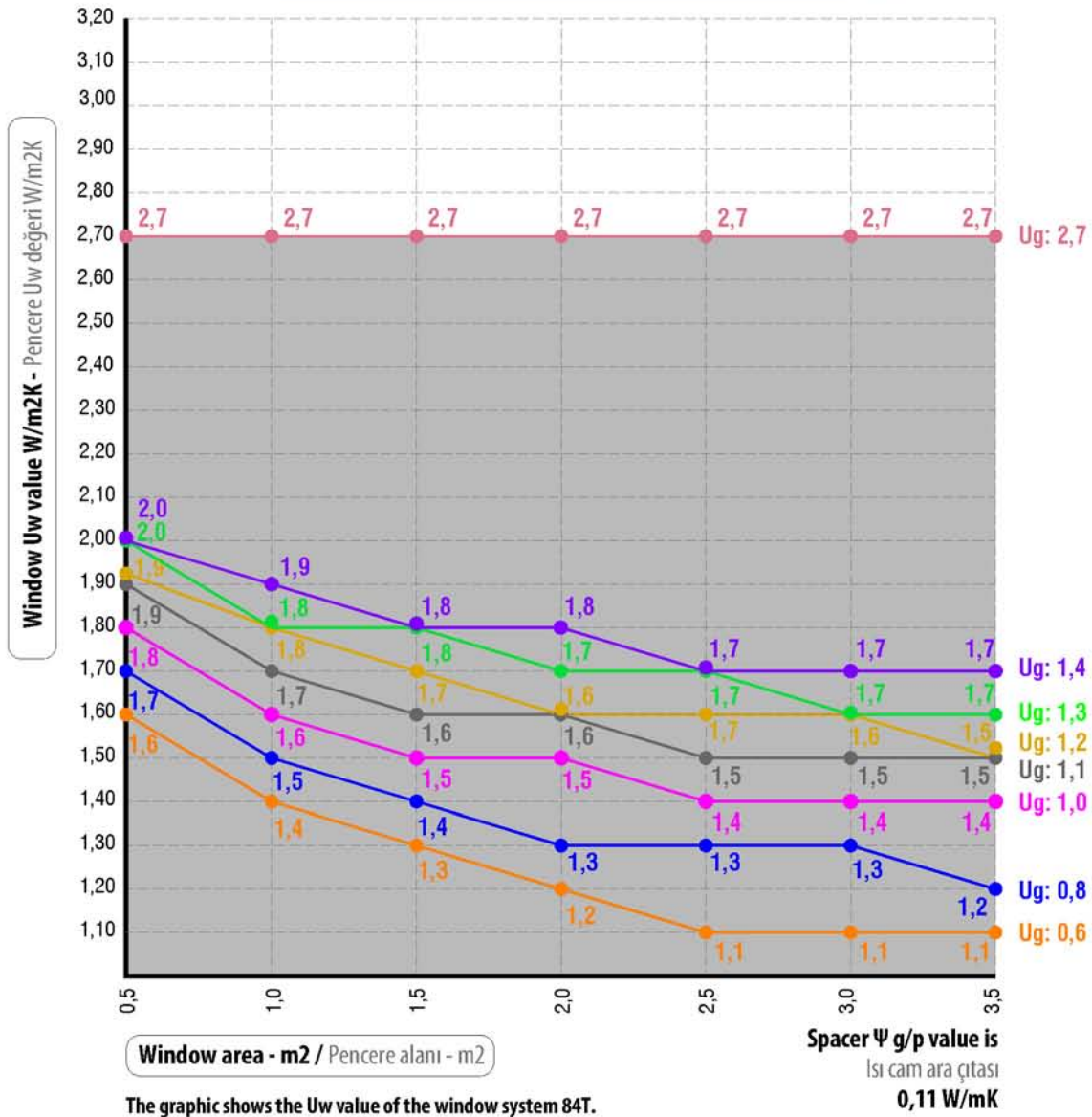
Contact  
Phone: +49 8031 261-0  
Fax: +49 8031 261-289  
[www.ift-rosenheim.de](http://www.ift-rosenheim.de)

Testing and Calibration – EN ISO/IEC 17025  
Inspection – EN ISO/IEC 17020  
Product Certification – EN ISO/IEC 17065  
Certification of Management Systems – EN ISO/IEC 17021



84T SYSTEM / SİSTEM

THERMAL PERFORMANCE ISOLATION VALUE / ISI GEÇİRGENLİK DEĞERİ **U<sub>w</sub>**



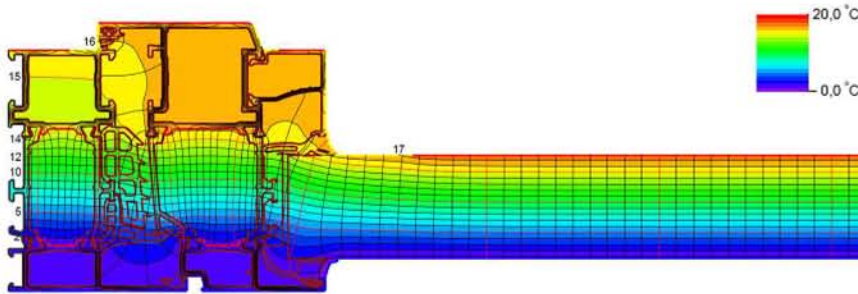
Window area - m<sup>2</sup> / Pencere alanı - m<sup>2</sup>

Spacer Ψ g/p value is  
Isı cam ara çıtası  
0,11 W/mK

The graphic shows the U<sub>w</sub> value of the window system 84T.  
The values are applied for six different glasses (U<sub>g</sub> 0,6 - 2,7 W/m<sup>2</sup>K) and areas (m<sup>2</sup>).  
Bu grafik, 84T sistemine ait pencere U<sub>w</sub> değerlerini göstermektedir.  
Değerler 6 farklı cam ( U<sub>g</sub> 0,6 - 2,7 W/m<sup>2</sup>K) ve alanlar (m<sup>2</sup>) için uygulanmıştır.

THERMAL PERFORMANCE ISOLATION VALUE / ISI GEÇİRGENLİK DEĞERİ **U<sub>f</sub>**

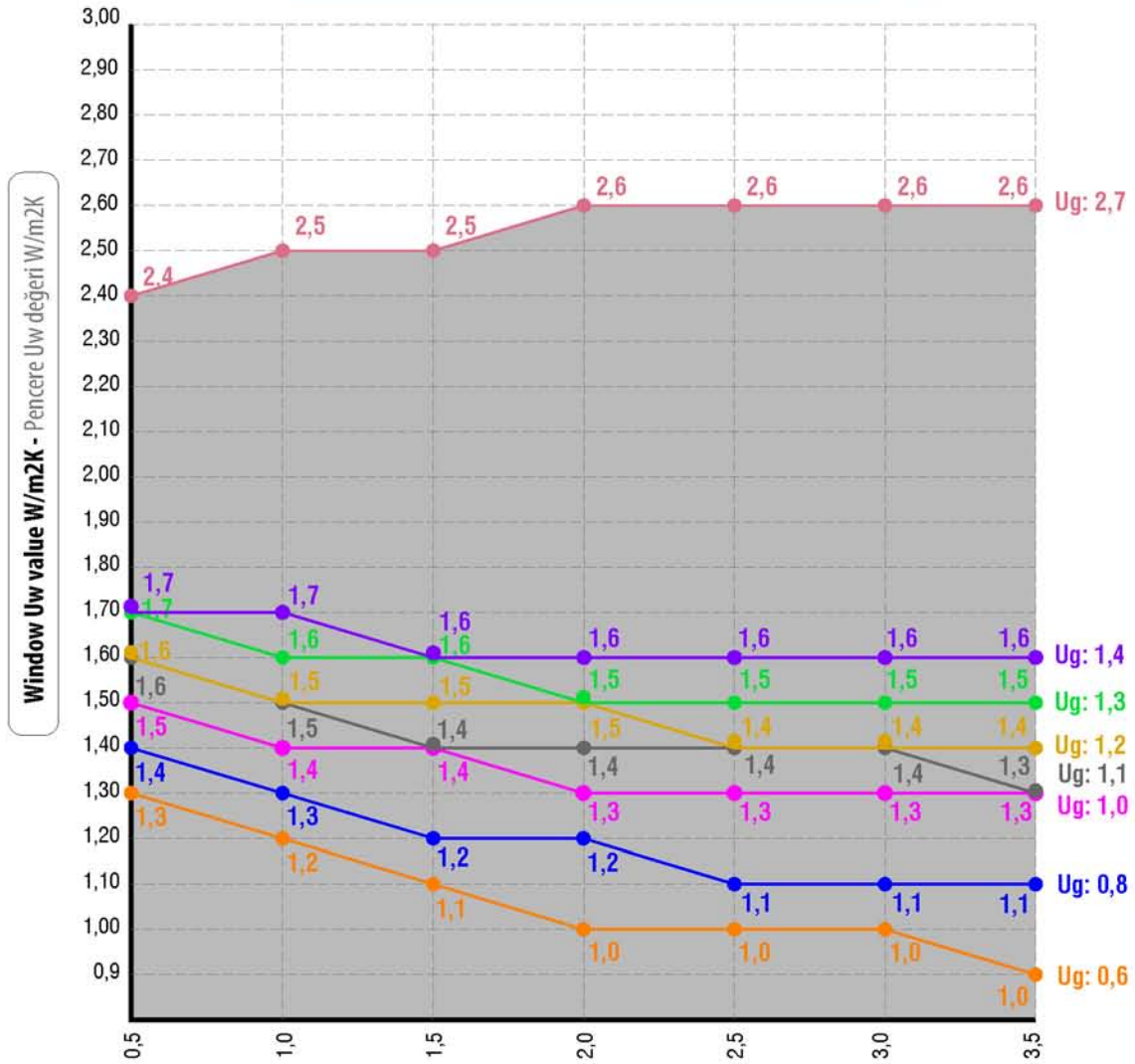
84T SYSTEM / SİSTEM



System section U<sub>f</sub> value / Sistem kesit U<sub>f</sub> değeri **1,90 W/m<sup>2</sup>K**

84TH SYSTEM / SİSTEM

THERMAL PERFORMANCE ISOLATION VALUE / ISI GEÇİRGENLİK DEĞERİ **Uw**



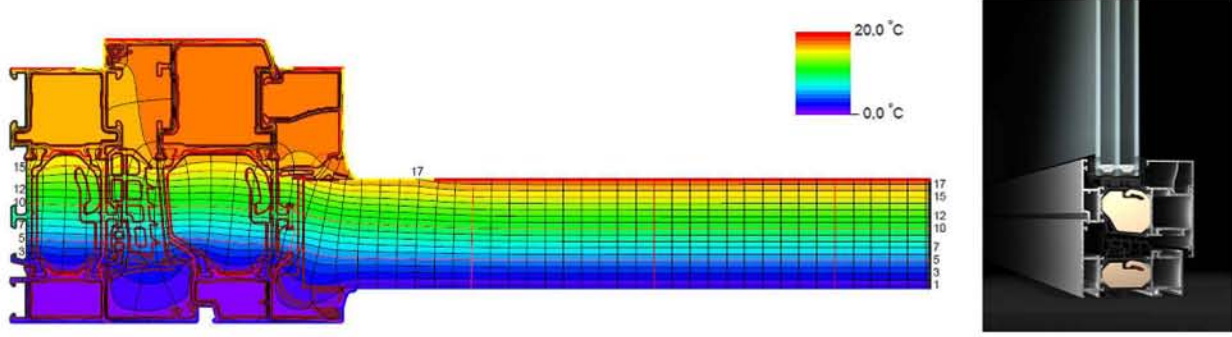
Window area - m2 / Pencere alanı - m2

Spacer Ψ g/p value is  
Isı cam ara çıtası  
0,11 W/mK

The graphic shows the Uw value of the window system 84TH.  
The values are applied for six different glasses (Ug 0,6 - 2,7 W/m2K) and areas (m2).  
Bu grafik, 84TH sistemine ait pencere Uw değerlerini göstermektedir.  
Değerler 6 farklı cam ( Ug 0,6 - 2,7 W/m2K) ve alanlar (m2) için uygulanmıştır.

THERMAL PERFORMANCE ISOLATION VALUE / ISI GEÇİRGENLİK DEĞERİ **Uf**

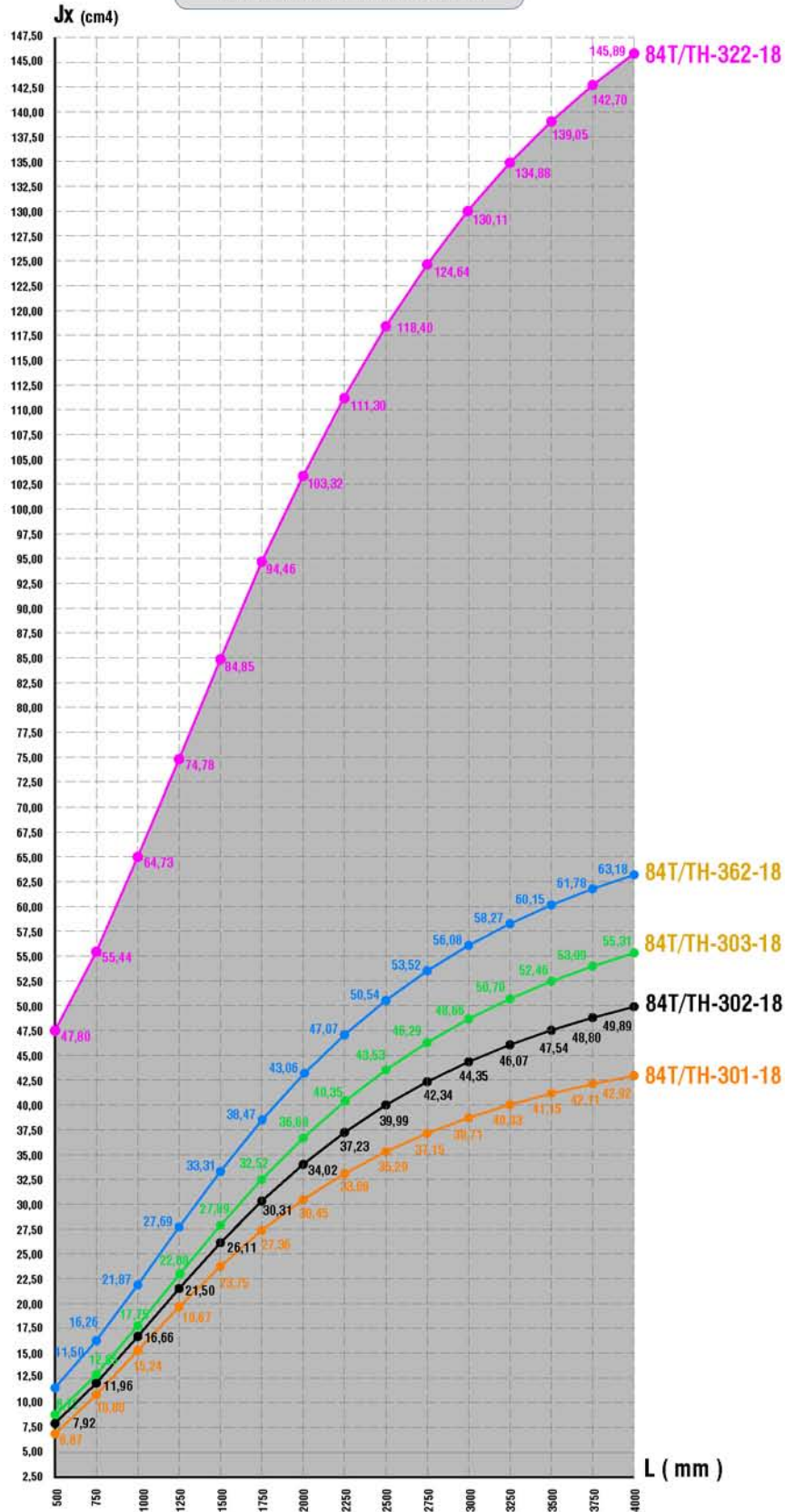
84TH SYSTEM / SİSTEM



System section Uf value / Sistem kesit Uf değeri **1,27 W/m2K**



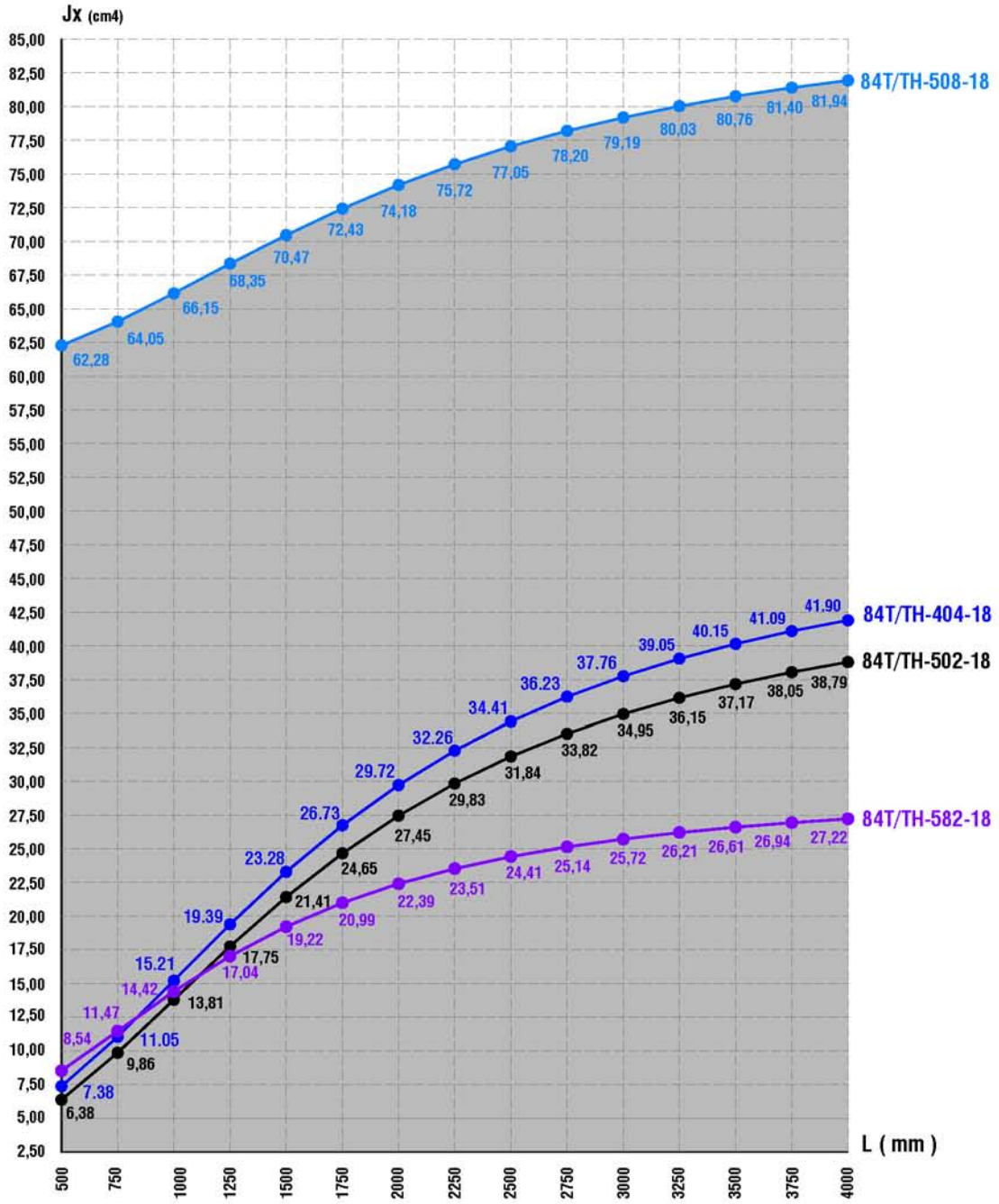
**STATIC VALUES / STATİK DEĞERLER**



**Jy Values / Jy Değerleri**

| Profile / Profil | 84T/TH-301-18 | 84T/TH-302-18 | 84T/TH-322-18 | 84T/TH-303-18 | 84T/TH-362-18 |
|------------------|---------------|---------------|---------------|---------------|---------------|
| Jy(cm4)          | 9,79          | 17,76         | 31,24         | 27,46         | 18,82         |

**STATIC VALUES / STATİK DEĞERLER**




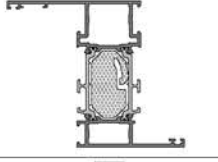

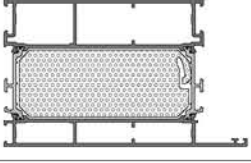


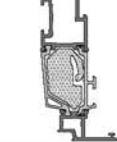


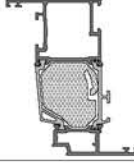
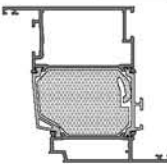
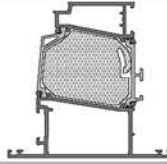
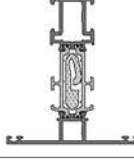
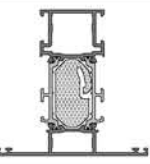
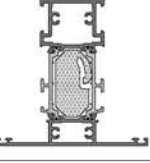
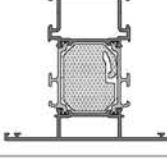
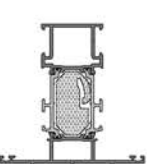
**Jy Values / Jy Değerleri**

| Profile / Profil | 84T/TH-404-18 | 84T/TH-502-18 | 84T/TH-508-18 | 84T/TH-582-18 |
|------------------|---------------|---------------|---------------|---------------|
| Jy(cm4)          | 7,56          | 8,39          | -             | 5,43          |



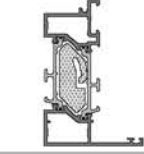
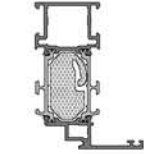
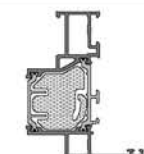

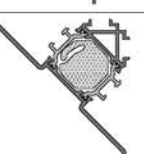
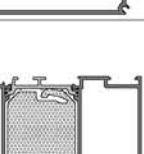
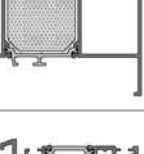
PROFILE INDEX |  
PROFIL INDEKS
















**profiles / profiller**

| CODE<br>KOD | DRAWING<br>ÇİZİM  | WEIGHT<br>AĞIRLIK<br>Kg/m |
|-------------|---|---------------------------|
| 84T-102-18  |    | 1.719                     |
| 84TH-102-18 |   | 1.735                     |
| 84T-103-18  |    | 1.913                     |
| 84TH-103-18 |   | 1.939                     |
| 84T-112-18  |   | 1.857                     |
| 84TH-112-18 |   | 1.873                     |
| 84T-122-18  |  | 1.944                     |
| 84TH-122-18 |   | 1.960                     |
| 84T-141-18  |  | 2.101                     |
| 84TH-141-18 |   | 2.106                     |
| 84T-109-18  |  | 3.428                     |
| 84TH-109-18 |   | 3.523                     |
| 84T-201-18  |  | 1.676                     |
| 84TH-201-18 |   | 1.690                     |
| 84T-202-18  |  | 1.917                     |
| 84TH-202-18 |   | 1.943                     |
| 84T-211-18  |  | 1.661                     |
| 84TH-211-18 |   | 1.675                     |













| CODE<br>KOD | DRAWING<br>ÇİZİM  | WEIGHT<br>AĞIRLIK<br>Kg/m |
|-------------|---|---------------------------|
| 84T-212-18  |    | 1.902                     |
| 84TH-212-18 |   | 1.928                     |
| 84T-216-18  |    | 2.330                     |
| 84TH-216-18 |   | 2.379                     |
| 84T-217-18  |   | 2.277                     |
| 84TH-217-18 |   | 2.324                     |
| 84T-301-18  |  | 1.584                     |
| 84TH-301-18 |   | 1.589                     |
| 84T-302-18  |  | 1.838                     |
| 84TH-302-18 |   | 1.854                     |
| 84T-312-18  |  | 1.972                     |
| 84TH-312-18 |   | 1.988                     |
| 84T-303-18  |  | 2.032                     |
| 84TH-303-18 |   | 2.058                     |
| 70T-322-18  |  | 2.720                     |
| 70TH-322-18 |   | 2.736                     |








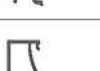










**profiles / profiller**

| CODE<br>KOD | DRAWING<br>ÇİZİM  | WEIGHT<br>AĞIRLIK<br>Kg/m |
|-------------|---|---------------------------|
| 84T-362-18  |    | 1.930                     |
| 84TH-362-18 |   | 1.946                     |
| 84T-501-18  |    | 1.594                     |
| 84TH-501-18 |   | 1.601                     |
| 84T-502-18  |   | 1.614                     |
| 84TH-502-18 |   | 1.625                     |
| 84T-404-18  |  | 1.642                     |
| 84TH-404-18 |   | 1.658                     |
| 84T-507-18  |  | 1.683                     |
| 84TH-507-18 |   | 1.703                     |
| 50F-3802-00 |  | 0.872                     |
| 84T-508-20  |  | 2.513                     |
| 84TH-508-20 |   | 2.528                     |
| 84T-411-18  |  | 2.900                     |
| 84TH-411-18 |   | 2.967                     |
| 84T-410-00  |  | 1.207                     |

| CODE<br>KOD | DRAWING<br>ÇİZİM  | WEIGHT<br>AĞIRLIK<br>Kg/m |
|-------------|---|---------------------------|
| 1516        |    | 0.129                     |
| 58T-405-00  |    | 0.374                     |
| 70T-406-00  |    | 0.297                     |
| 07-211-00   |    | 0.183                     |
| 18-351-00   |    | 1.124                     |
| 18-352-00   |    | 0.094                     |
| 07-506-013  |  | 0.186                     |
| 07-510-013  |  | 0.201                     |
| 07-512-013  |  | 0.210                     |
| 07-111-00   |  | 0.233                     |
| 07-201-00   |  | 0.099                     |
| 07-102-00   |  | 0.324                     |
| 07-103-00   |  | 0.488                     |
| 07-105-00   |  | 0.875                     |
| 07-108-015  |  | 0.462                     |

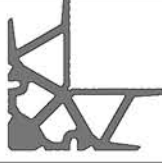
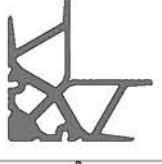


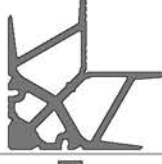



**profiles / profiller**

| CODE<br>KOD | DRAWING<br>ÇİZİM  | WEIGHT<br>AĞIRLIK<br>Kg/m |
|-------------|---|---------------------------|
| 07-107-015  |    | 0.900                     |
| 84T-272-18  |    | 2.013                     |
| 84TH-272-18 |   | 2.042                     |
| 84T-181-18  |   | 1.769                     |
| 84TH-181-18 |   | 1.784                     |
| 84T-182-18  |  | 1.647                     |
| 84TH-182-18 |   | 1.662                     |
| 84T-281-18  |  | 1.690                     |
| 84TH-281-18 |   | 1.702                     |
| 84T-582-18  |  | 1.372                     |
| 84TH-582-18 |   | 1.382                     |
| 70T-583-18  |  | 0.182                     |
| 70T-584-18  |  | 0.320                     |
| 08-207-00   |  | 0.290                     |
| 08-208-00   |  | 0.298                     |
| 08-209-00   |  | 0.308                     |
| 08-212-00   |  | 0.323                     |

| CODE<br>KOD | DRAWING<br>ÇİZİM  | WEIGHT<br>AĞIRLIK<br>Kg/m |
|-------------|---|---------------------------|
| 08-213-00   |    | 0.339                     |
| 08-217-00   |    | 0.351                     |
| 08-215-00   |    | 0.369                     |
| 08-216-00   |    | 0.393                     |
| 08-222-00   |    | 0.417                     |
| 08-221-00   |   | 0.426                     |
| 08-223-00   |  | 0.454                     |
| 08-224-00   |  | 0.465                     |
| 08-107-00   |  | 0.262                     |
| 08-108-00   |  | 0.269                     |
| 08-109-00   |  | 0.280                     |
| 08-112-00   |  | 0.291                     |
| 08-113-00   |  | 0.300                     |
| 08-117-00   |  | 0.309                     |
| 08-115-00   |  | 0.317                     |
| 08-221-00   |  | 0.426                     |
| 08-223-00   |  | 0.454                     |
| 08-224-00   |  | 0.465                     |

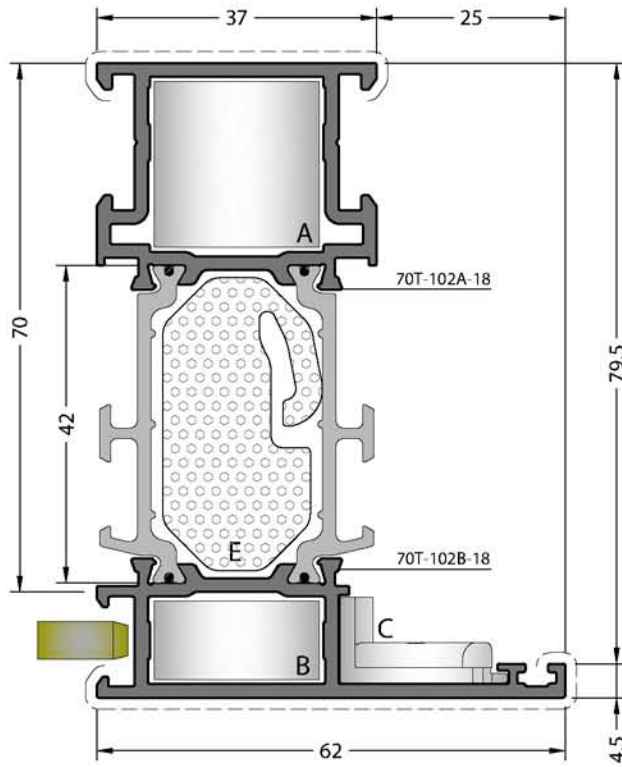
**profiles / profiller**

| CODE<br>KOD | DRAWING<br>ÇİZİM  | WEIGHT<br>AĞIRLIK<br>Kg/m |
|-------------|---|---------------------------|
| 09-107-00   |    | 1.941                     |
| 09-119-00   |    | 2.168                     |
| 09-101-00   |    | 2.561                     |
| 09-102-00   |  | 2.984                     |
| 09-144-00   |  | 3.349                     |
| 09-145-00   |  | 3.557                     |
| 09-103-00   |  | 3.689                     |
| 09-143-00   |  | 4.086                     |
| 09-146-00   |  | 4.562                     |

| CODE<br>KOD | DRAWING<br>ÇİZİM  | WEIGHT<br>AĞIRLIK<br>Kg/m |
|-------------|---|---------------------------|
| 09-124-00   |    | 4.572                     |
| 09-108-00   |    | 5.071                     |
| 09-147-00   |   | 5.532                     |
| 09-131-00   |  | 5.673                     |
| 09-148-00   |  | 5.680                     |
| 70T-911-00  |  | 0.581                     |
| 70T-912-00  |  | 0.566                     |
| 70T-913-00  |  | 0.895                     |

PROFILES  
PROFILLER





**CODE / KOD**

**84T-102-18**

**84TH-102-18**

**THEORETICAL WEIGHT / TEORİK AĞIRLIK ( kg/m )**

**1.719**

**1.735**

**PRESS CORNER JOINT**

PRES KÖŞE BAĞLANTI

**MECHANICAL COR. JOINT**

MEKANİK KÖŞE BAĞLANTI



**A** CC-103-22.6



**A** KC-803-22.4



**B** CC-103-11.0



**B** CPA-103-11.0



**C** EM70-21



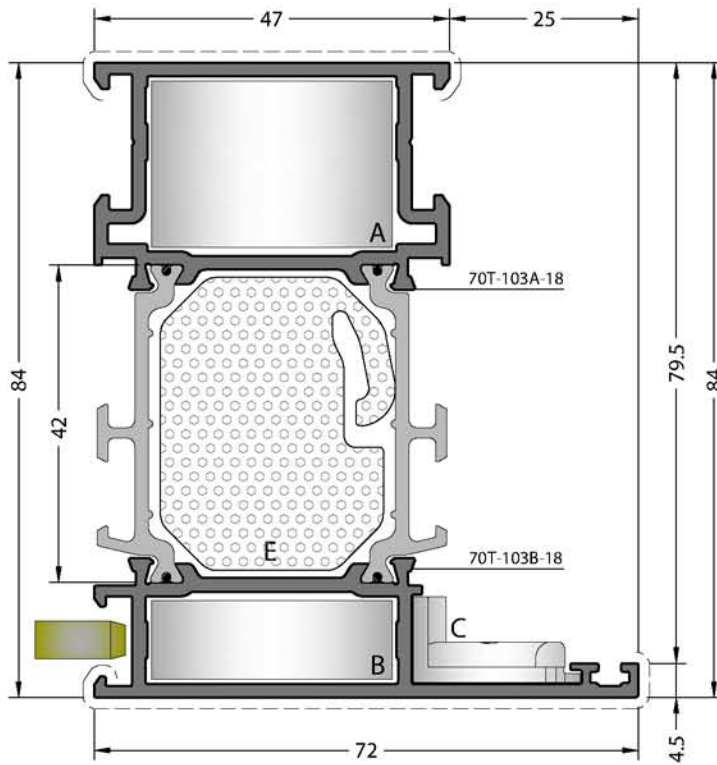
**C** EM70-21

**THERMAL ISOLATION MATERIAL / ISI YALITIM MALZEMESİ**



**E** HM84T-102

\* Look to 84T/TH-302-18 profile for T Junctions  
T bağlantı için 84T/TH-302-18 profiline bakınız.



**CODE / KOD**

**84T-103-18**

**84TH-103-18**

**THEORETICAL WEIGHT / TEORİK AĞIRLIK ( kg/m )**

**1.913**

**1.939**

**PRESS CORNER JOINT**

PRES KÖŞE BAĞLANTI

**MECHANICAL COR. JOINT**

MEKANİK KÖŞE BAĞLANTI



**A** CC-124-22.6



**A** KC-809-22.4



**B** CC-124-11.0



**B** CPA-124-11.0



**C** EM70-21



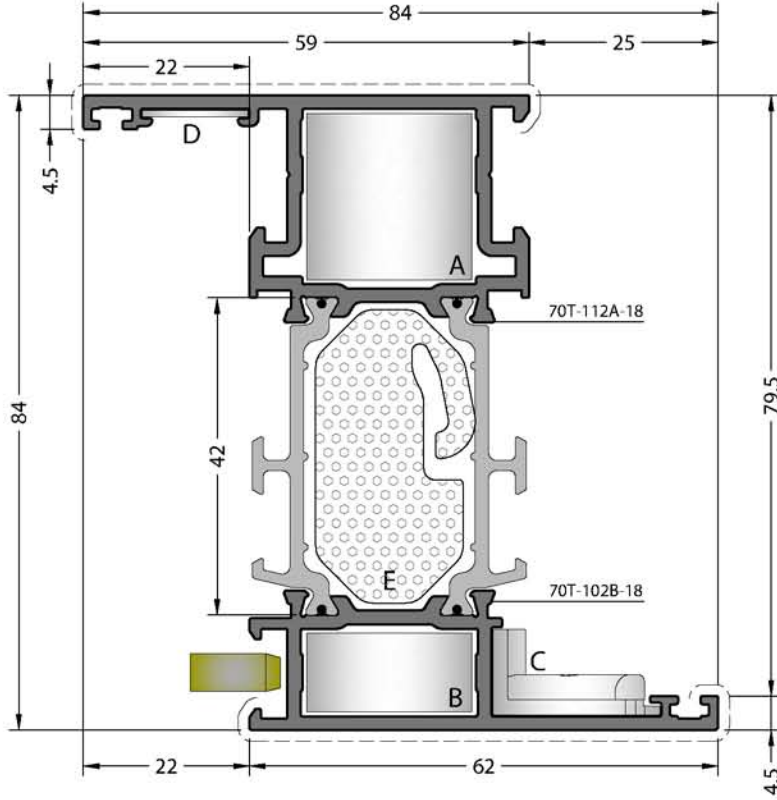
**C** EM70-21

**THERMAL ISOLATION MATERIAL / ISI YALITIM MALZEMESİ**



**E** HM84T-103

\* Look to 84T/TH-303-18 profile for T Junctions  
T bağlantı için 84T/TH-303-18 profiline bakınız.



CODE / KOD

84T-112-18

84TH-112-18

THEORETICAL WEIGHT / TEORİK AĞIRLIK ( kg/m)

1.857

1.873

PRESS CORNER JOINT

PRES KÖŞE BAĞLANTI

MECHANICAL COR. JOINT

MEKANİK KÖŞE BAĞLANTI



A CC-103-22.6



A KC-803-22.4



B CC-103-11.0



B CPA-103-11.0



C EM70-21



C EM70-21



D MK-20.1



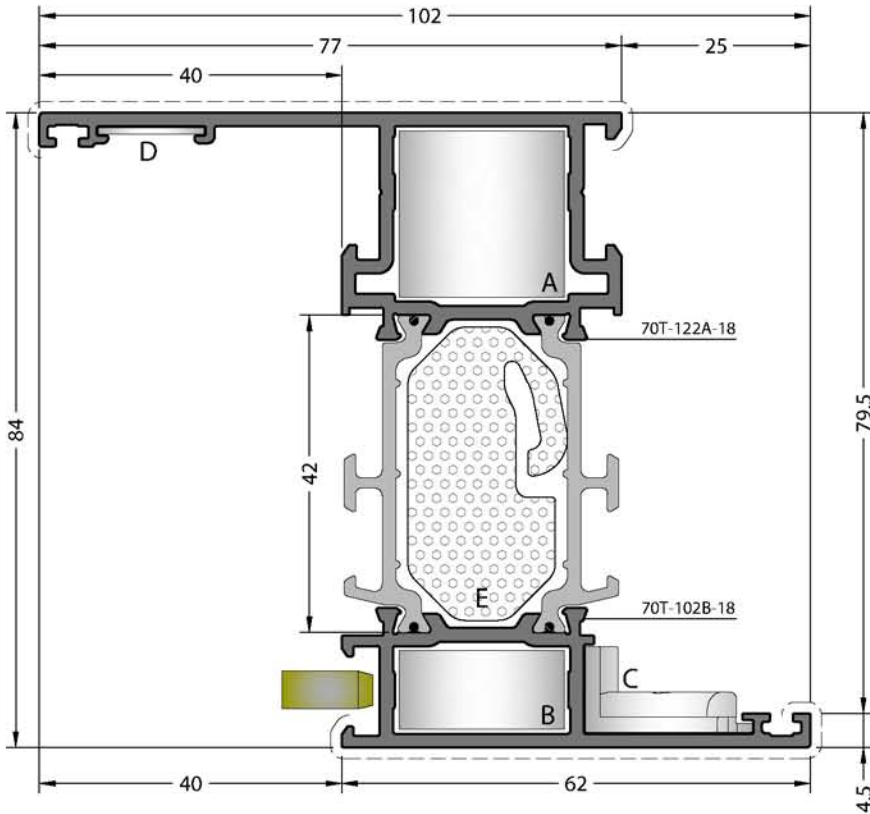
D MK-20.1

THERMAL ISOLATION MATERIAL / ISI YALITIM MALZEMESİ



E HM84T-102

\* Look to 84T/TH-302-18 profile for T Junctions  
T bağlantı için 84T/TH-302-18 profiline bakınız.



CODE / KOD

84T-122-18

84TH-122-18

THEORETICAL WEIGHT / TEORİK AĞIRLIK ( kg/m)

1.944

1.960

PRESS CORNER JOINT

PRES KÖŞE BAĞLANTI

MECHANICAL COR. JOINT

MEKANİK KÖŞE BAĞLANTI



A CC-103-22.6



A KC-803-22.4



B CC-103-11.0



B CPA-103-11.0



C EM70-21



C EM70-21



D MK-20.1



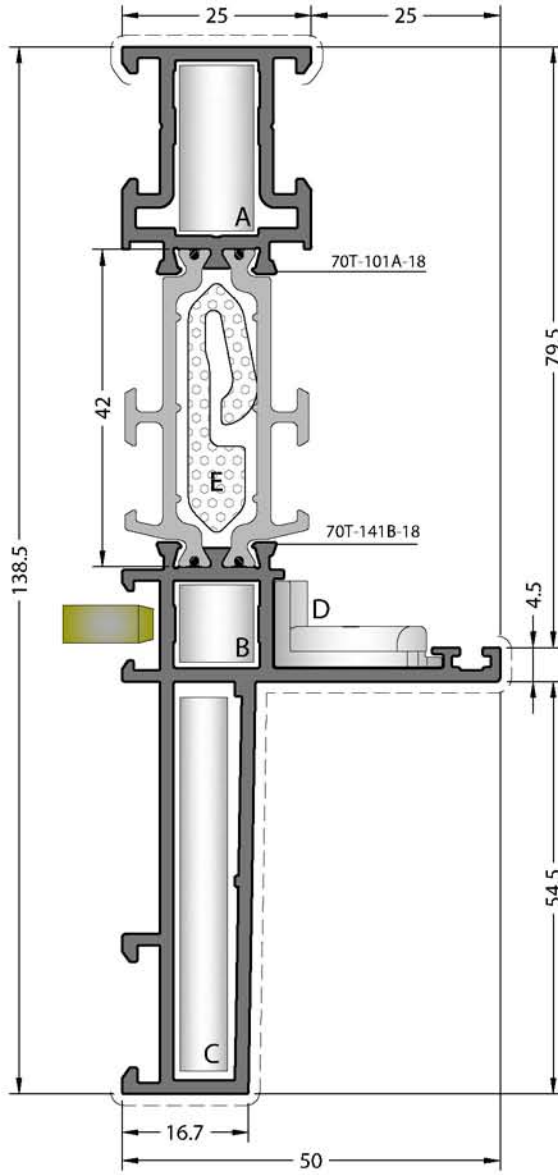
D MK-20.1

THERMAL ISOLATION MATERIAL / ISI YALITIM MALZEMESİ



E HM84T-102

\* Look to 84T/TH-302-18 profile for T Junctions  
T bağlantı için 84T/TH-302-18 profiline bakınız.



**CODE / KOD**

**84T-141-18**

**84TH-141-18**

**THEORETICAL WEIGHT / TEORİK AĞIRLIK (kg/m)**

**2.101**

**2.106**

**PRESS CORNER JOINT**

PRES KÖŞE BAĞLANTI



**A** CC-101-22.7



**B** CC-101-10.9



**C** CC-107-50.2



**D** EM70-21

**MECHANICAL COR. JOINT**

MEKANİK KÖŞE BAĞLANTI



**A** KC-801-22.4



**B** CPA-101-10.9



**C** CC-107-50.2

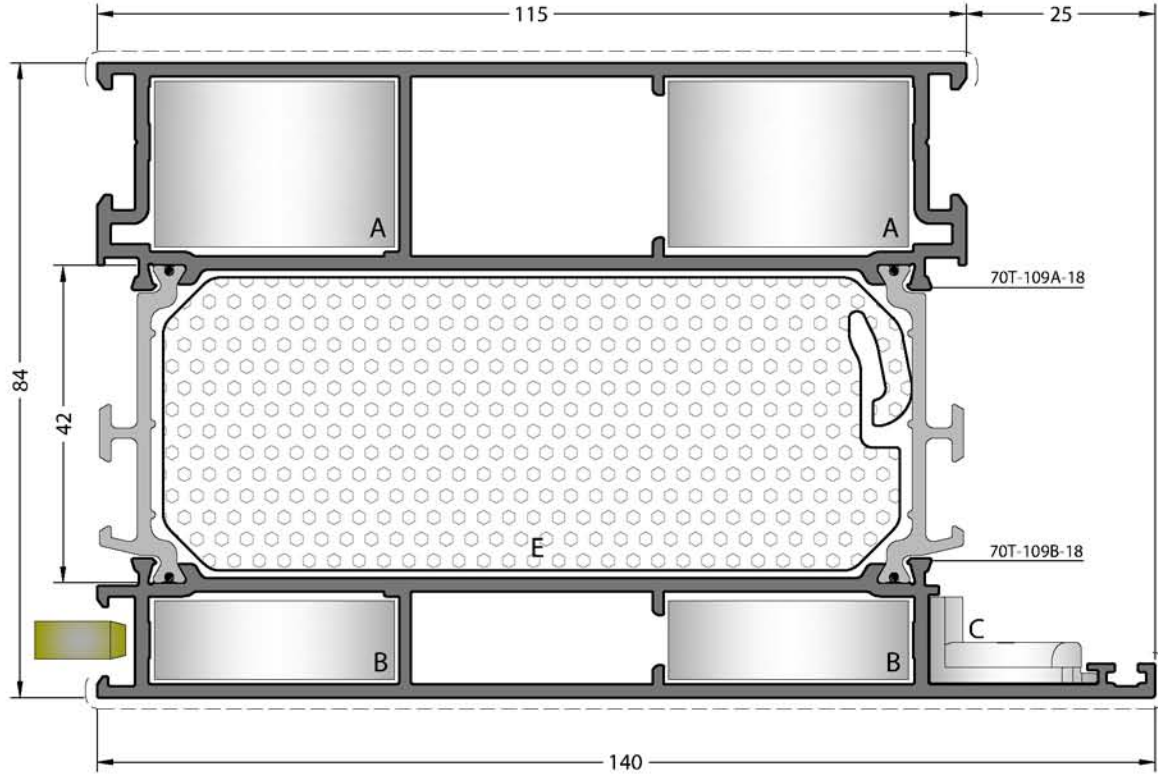


**D** EM70-21

**THERMAL ISOLATION MATERIAL / ISI YALITIM MALZEMESİ**



**E** HM84T-101



**CODE / KOD**

**84T-109-18**

**84TH-109-18**

**THEORETICAL WEIGHT / TEORİK AĞIRLIK ( kg/m )**

**3.428**

**3.523**

**PRESS CORNER JOINT**

PRES KÖŞE BAĞLANTI



**A** CC-124-22.6



**B** CC-124-11.0



**C** EM70-21

**MECHANICAL COR. JOINT**

MEKANİK KÖŞE BAĞLANTI



**A** KC-809-22.4



**B** CPA-124-11.0



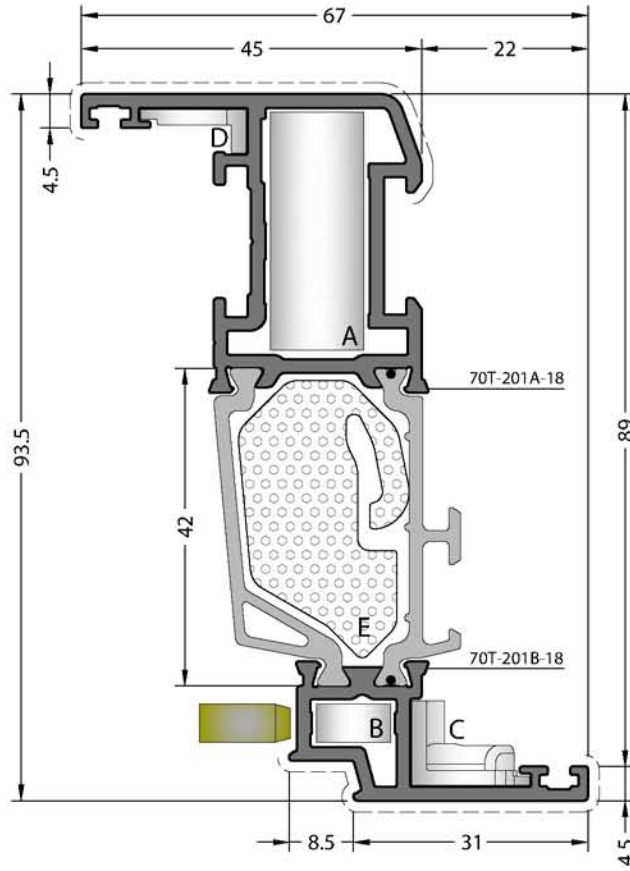
**C** EM70-21

**THERMAL ISOLATION MATERIAL / ISI YALITIM MALZEMESİ**



**E** HM84T-109

\* Look to 70T/TH-303-18 profile for T Junctions  
\* T bağlantı için 70T/TH-303-18 profiline bakınız.



**CODE / KOD**

**84T-201-18**

**84TH-201-18**

**THEORETICAL WEIGHT / TEORİK AĞIRLIK ( kg/m )**

**1.676**

**1.690**

**PRESS CORNER JOINT**

PRES KÖŞE BAĞLANTI

**MECHANICAL COR. JOINT**

MEKANİK KÖŞE BAĞLANTI



**A** CC-102-32.1



**A** KC-802-31.9



**B** CC-101-05.7



**B** CPA-101-05.7



**C** EM70-22



**C** EM70-22



**D** EM70-23

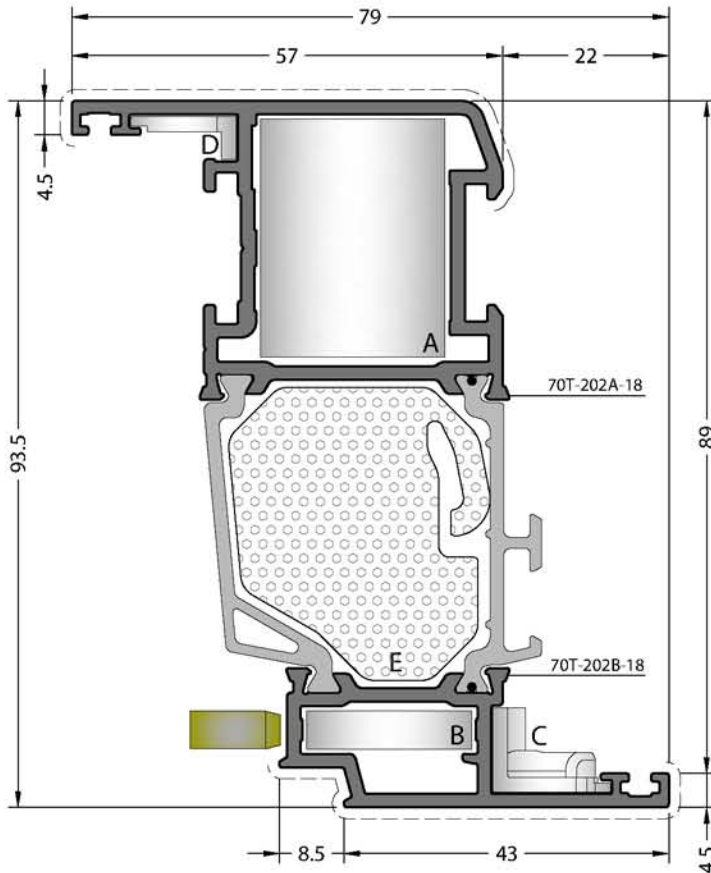


**D** EM70-23

**THERMAL ISOLATION MATERIAL / ISI YALITIM MALZEMESİ**



**E** HM84T-201



**CODE / KOD**

**84T-202-18**

**84TH-202-18**

**THEORETICAL WEIGHT / TEORİK AĞIRLIK ( kg/m )**

**1.917**

**1.943**

**PRESS CORNER JOINT**

PRES KÖŞE BAĞLANTI

**MECHANICAL COR. JOINT**

MEKANİK KÖŞE BAĞLANTI



**A** CC-143-32.1



**A** KC-807-31.9



**B** CC-103-05.7



**B** CPA-103-05.7



**C** EM70-22



**C** EM70-22



**D** EM70-23

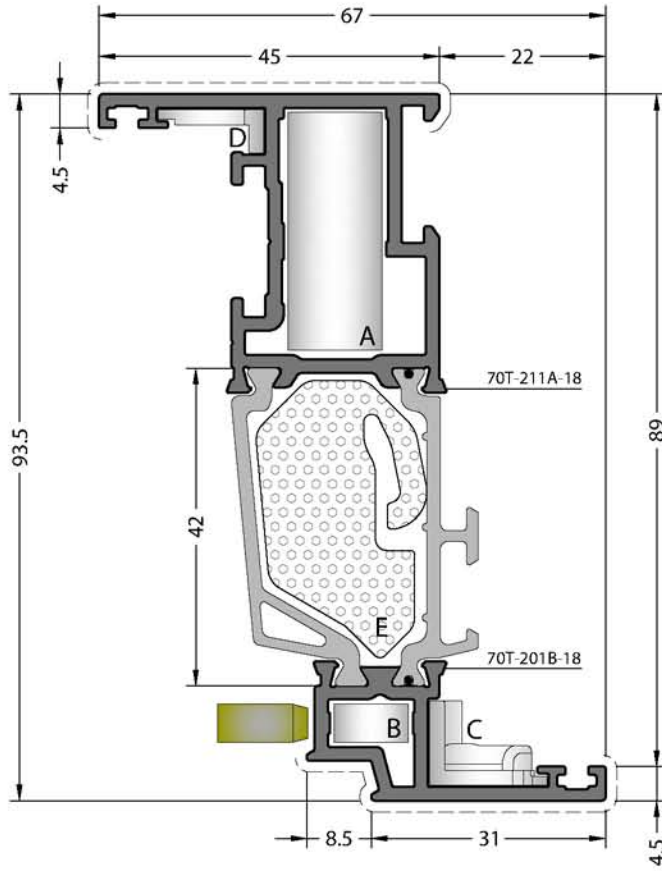


**D** EM70-23

**THERMAL ISOLATION MATERIAL / ISI YALITIM MALZEMESİ**



**E** HM84T-202



**CODE / KOD**

**84T-211-18**

**84TH-211-18**

**THEORETICAL WEIGHT / TEORİK AĞIRLIK ( kg/m )**

**1.661**

**1.675**

**PRESS CORNER JOINT**  
PRES KÖŞE BAĞLANTI

**MECHANICAL COR. JOINT**  
MEKANİK KÖŞE BAĞLANTI



**A** CC-102-32.1



**A** KC-802-31.9



**B** CC-101-05.7



**B** CPA-101-05.7



**C** EM70-22



**C** EM70-22



**D** EM70-23

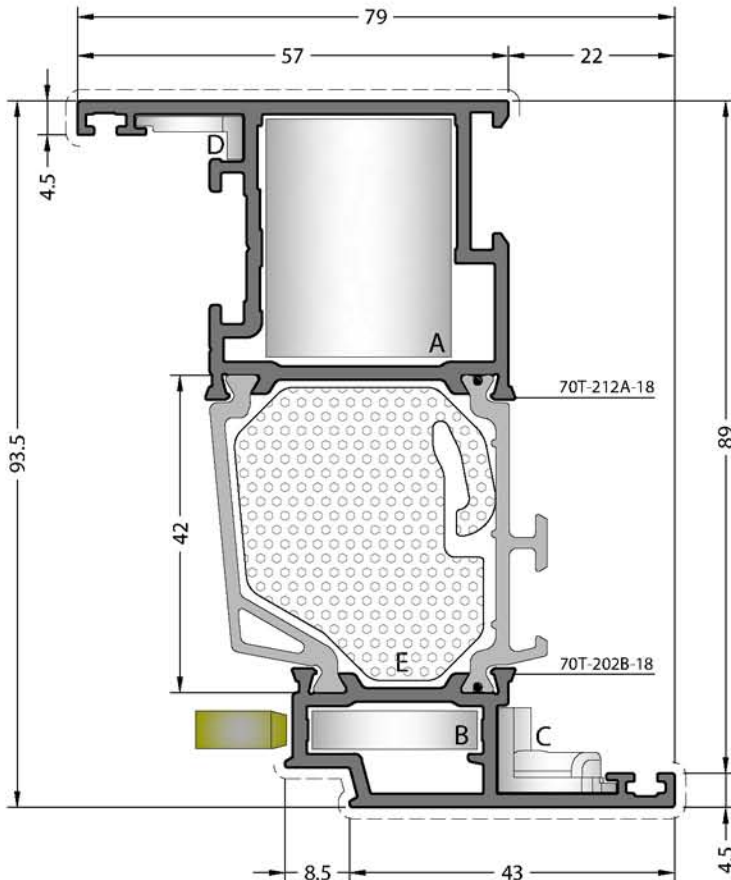


**D** EM70-23

**THERMAL ISOLATION MATERIAL / ISI YALITIM MALZEMESİ**



**E** HM84T-201



**CODE / KOD**

**84T-212-18**

**84TH-212-18**

**THEORETICAL WEIGHT / TEORİK AĞIRLIK ( kg/m )**

**1.902**

**1.928**

**PRESS CORNER JOINT**  
PRES KÖŞE BAĞLANTI

**MECHANICAL COR. JOINT**  
MEKANİK KÖŞE BAĞLANTI



**A** CC-143-32.1



**A** KC-807-31.9



**B** CC-103-05.7



**B** CPA-103-05.7



**C** EM70-22



**C** EM70-22



**D** EM70-23

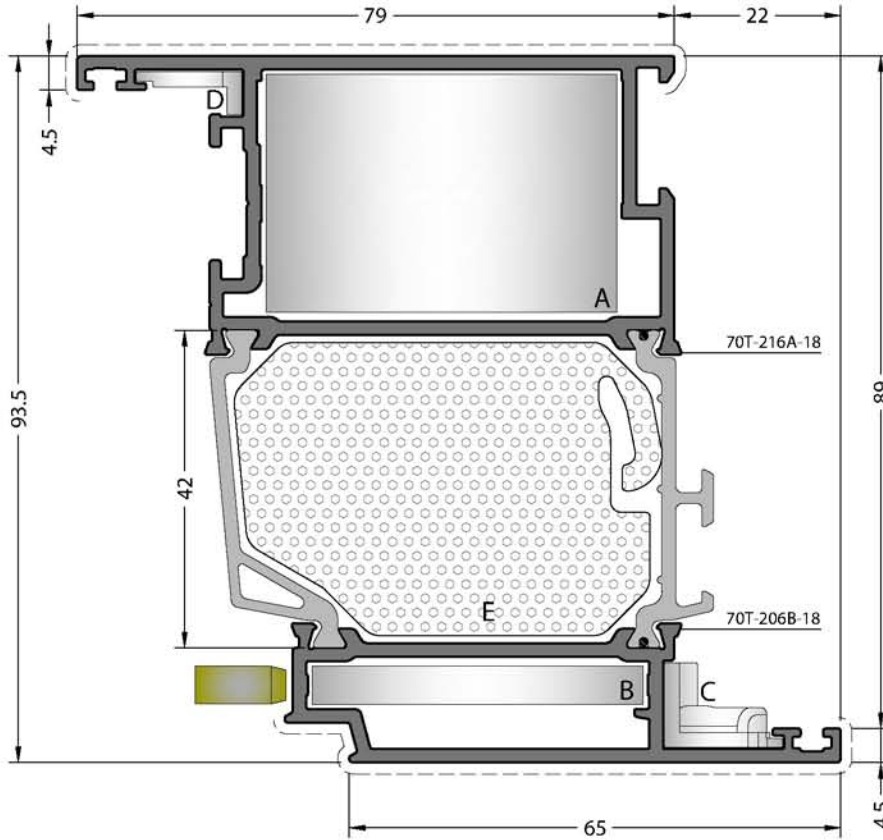


**D** EM70-23

**THERMAL ISOLATION MATERIAL / ISI YALITIM MALZEMESİ**



**E** HM70T-202



**CODE / KOD**

**84T-216-18**

**84TH-216-18**

**THEORETICAL WEIGHT / TEORİK AĞIRLIK ( kg/m )**

**2.330**

**2.379**

**PRESS CORNER JOINT**

PRES KÖŞE BAĞLANTI

**MECHANICAL COR. JOINT**

MEKANİK KÖŞE BAĞLANTI



**A** CC-131-32.1



**A** KC-810-31.9



**B** CC-147-05.7



**B** CPA-147-05.7



**C** EM70-22



**C** EM70-22



**D** EM70-23

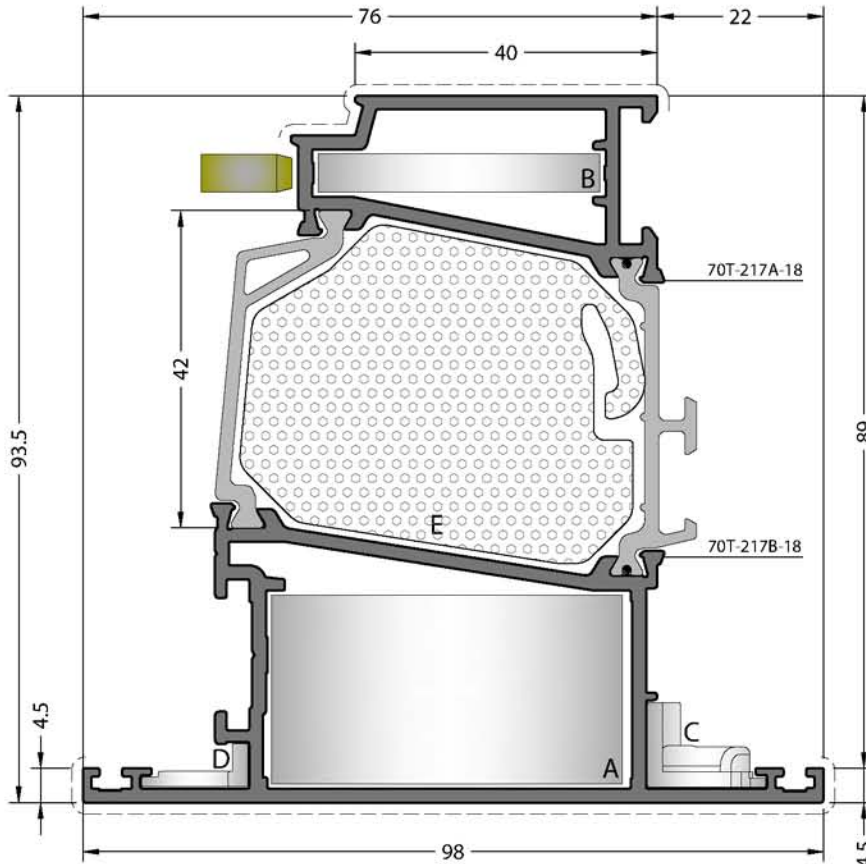


**D** EM70-23

**THERMAL ISOLATION MATERIAL / ISI YALITIM MALZEMESİ**



**E** HM84T-206



**CODE / KOD**

**84T-217-18**

**84TH-217-18**

**THEORETICAL WEIGHT / TEORİK AĞIRLIK ( kg/m )**

**2.277**

**2.324**

**PRESS CORNER JOINT**

PRES KÖŞE BAĞLANTI

**MECHANICAL COR. JOINT**

MEKANİK KÖŞE BAĞLANTI



**A** CC-148-25.6



**A** KC-810-25.4



**B** CC-108-05.7



**B** CPA-108-05.7



**C** EM70-22



**C** EM70-22



**D** EM70-23

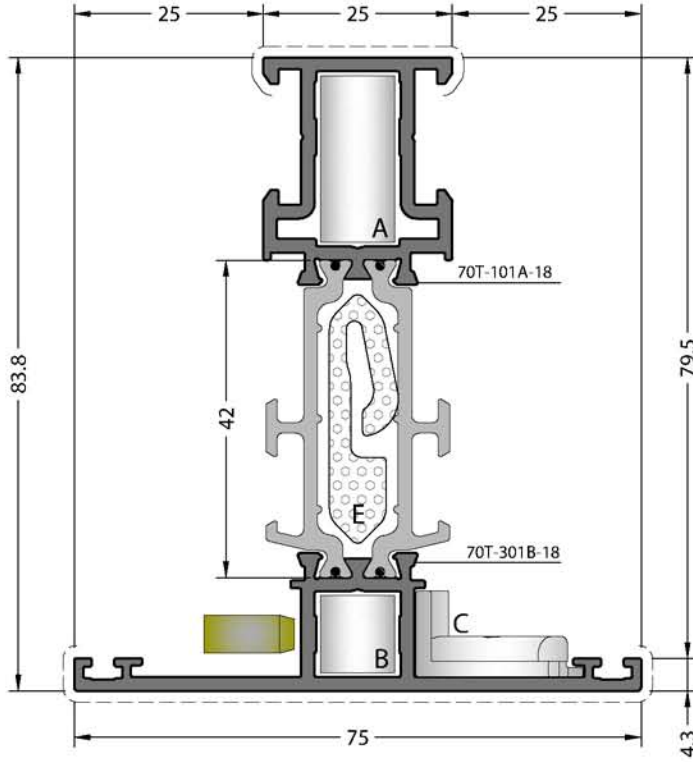


**D** EM70-23

**THERMAL ISOLATION MATERIAL / ISI YALITIM MALZEMESİ**



**E** HM84T-217



CODE / KOD

**84T-301-18**

**84TH-301-18**

THEORETICAL WEIGHT / TEORİK AĞIRLIK ( kg/m )

**1.584**

**1.589**

**MONTAGE TO FRAME T JUNCTION**

KASAYA ÇEKTİRME BAĞ.



**A** TJ70T-903-10.4



**B** TJ70T-901-10.4

**MONTAGE TO SASH T JUNCTION**

STANDART KANAT ÇEKTİRME BAĞ.



**A** TJ70T-903-10.4



**B** TJ70T-902-10.4

**PRESS CORNER JOINT**

PRES KÖŞE BAĞLANTI



**A** CC-101-22.7



**B** CC-101-10.9



**C** EM70-21

**MECHANICAL COR. JOINT**

MEKANİK KÖŞE BAĞLANTI



**A** KC-801-22.4



**B** CPA-101-10.9

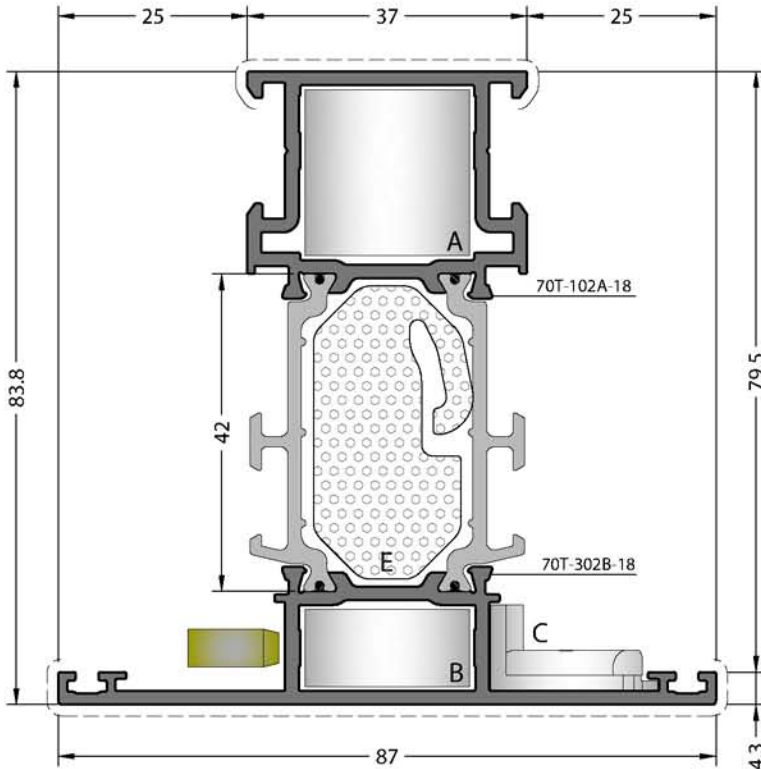


**C** EM70-21

THERMAL ISOLATION MATERIAL / ISI YALITIM MALZEMESİ



**E** HM84T-101



CODE / KOD

**84T-302-18**

**84TH-302-18**

THEORETICAL WEIGHT / TEORİK AĞIRLIK ( kg/m )

**1.838**

**1.854**

**MONTAGE TO FRAME T JUNCTION**

KASAYA ÇEKTİRME BAĞ.



**A** TJ70T-903-22.4



**B** TJ70T-901-22.4

**MONTAGE TO SASH T JUNCTION**

STANDART KANAT ÇEKTİRME BAĞ.



**A** TJ70T-903-22.4



**B** TJ70T-902-22.4

**PRESS CORNER JOINT**

PRES KÖŞE BAĞLANTI



**A** CC-103-22.6



**B** CC-103-11.0



**C** EM70-21

**MECHANICAL COR. JOINT**

MEKANİK KÖŞE BAĞLANTI



**A** KC-803-22.4



**B** CPA-103-11.0



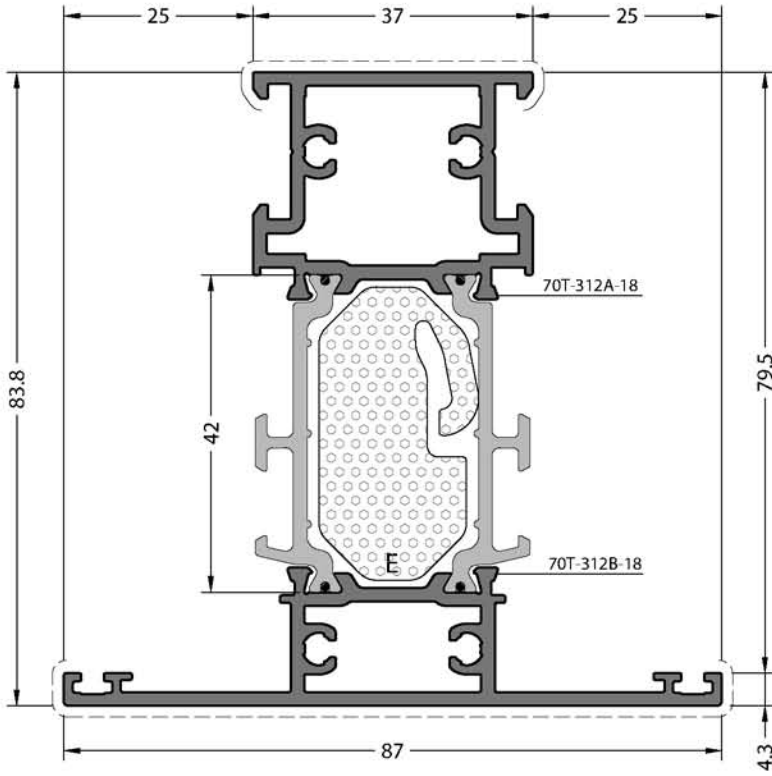
**C** EM70-21

THERMAL ISOLATION MATERIAL / ISI YALITIM MALZEMESİ



**E** HM84T-102





**CODE / KOD**

**84T-312-18**

**84TH-312-18**

**THEORETICAL WEIGHT / TEORİK AĞIRLIK ( kg/m )**

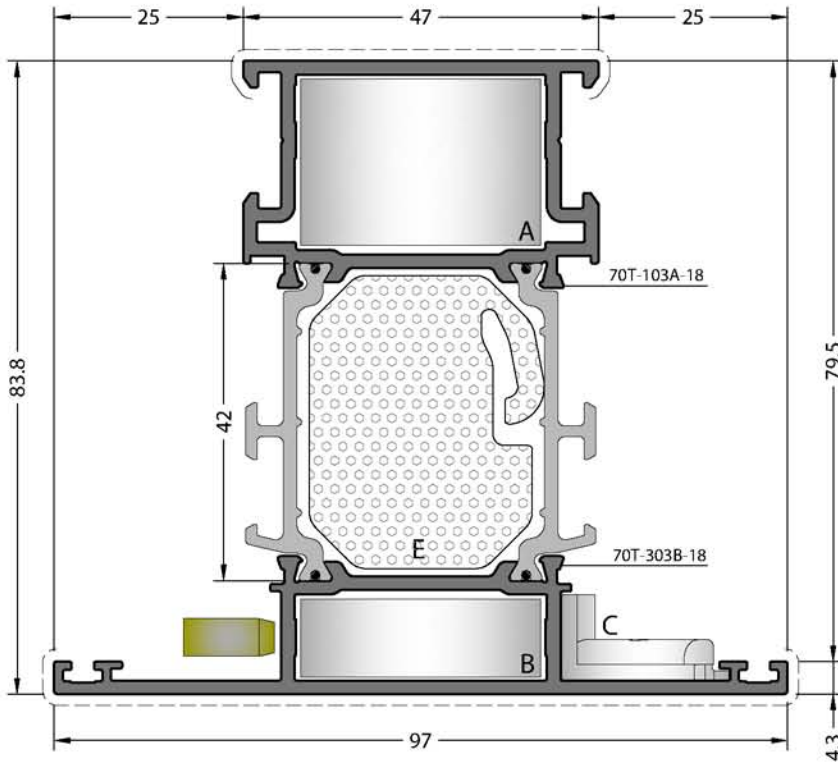
**1.972**

**1.988**

**THERMAL ISOLATION MATERIAL / ISI YALITIM MALZEMESİ**



**E HM84T-102**



**CODE / KOD**

**84T-303-18**

**84TH-303-18**

**THEORETICAL WEIGHT / TEORİK AĞIRLIK ( kg/m )**

**2.032**

**2.058**

**MONTAGE TO FRAME T JUNCTION**

KASAYA ÇEKTİRME BAĞ.



**A TJ70T-903-32.4**



**B TJ70T-901-32.4**

**PRESS CORNER JOINT**

PRES KÖŞE BAĞLANTI



**A CC-124-22.6**



**B CC-124-11.0**



**C EM70-21**

**MONTAGE TO SASH T JUNCTION**

STANDART KANAT ÇEKTİRME BAĞ.



**A TJ70T-903-32.4**



**B TJ70T-902-32.4**

**MECHANICAL COR. JOINT**

MEKANİK KÖŞE BAĞLANTI



**A KC-809-22.4**



**B CPA-124-11.0**



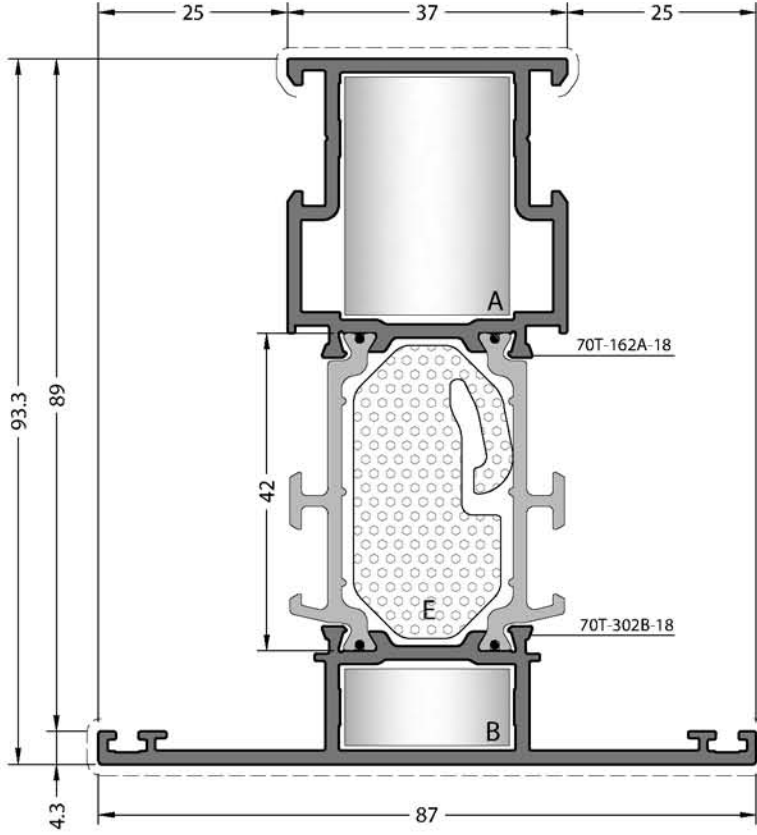
**C EM70-21**

**THERMAL ISOLATION MATERIAL / ISI YALITIM MALZEMESİ**



**E HM84T-103**

This is mullion profile for sash profiles. It is just working with sash profiles pointed at the below.  
 Bu profil kanat içi orta kayıttır. Sadece aşağıda belirtilen kanat profilleri ile çalışmaktadır.  
 84T/TH-211-18 , 84T/TH-212-18 , 84T/TH-216-18 , 84T/TH-217-18



**CODE / KOD**

**84T-362-18**

**84TH-362-18**

**THEORETICAL WEIGHT / TEORİK AĞIRLIK ( kg/m )**

**1.930**

**1.946**

**MONTAGE TO FLAT SASH T JUNCTION**

**DÜZ KANAT ÇEKTİRME BAĞLANTI**



**A TJ70T-903-22.4**



**B TJ70T-902-22.4**

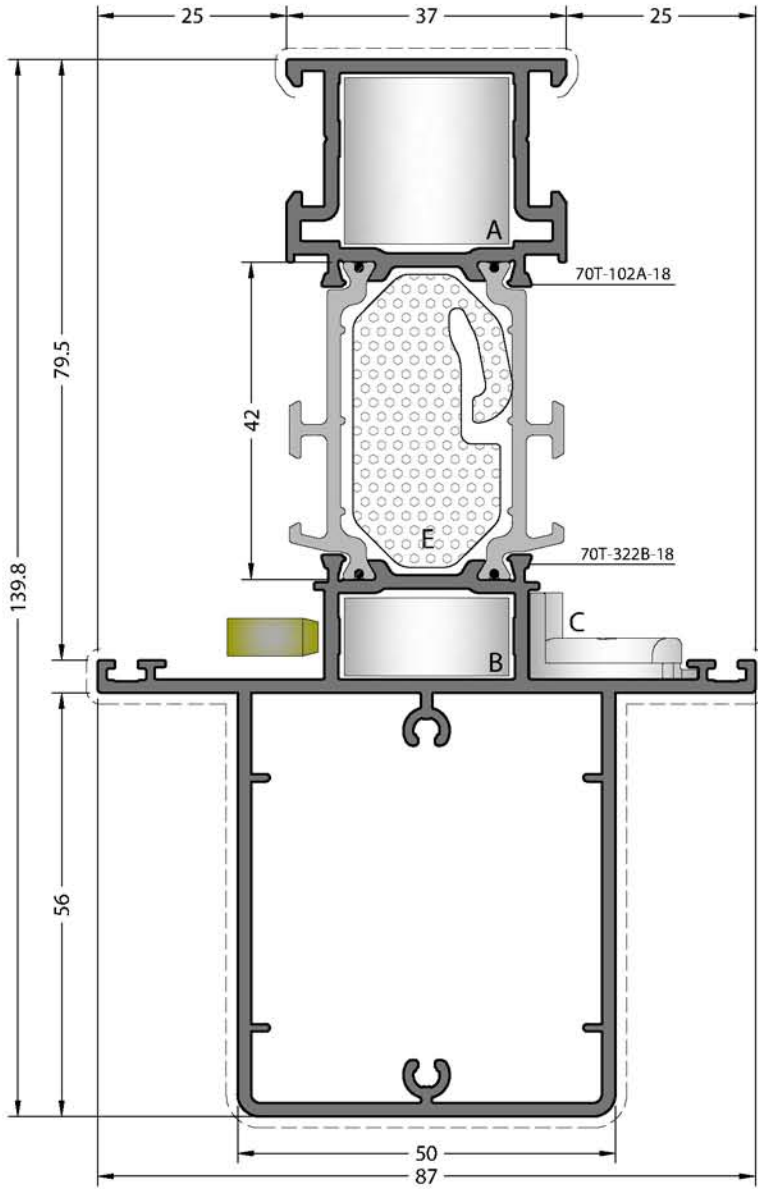


**C TJ70T-905-21.4**

**THERMAL ISOLATION MATERIAL / ISI YALITIM MALZEMESİ**



**E HM84T-102**



**CODE / KOD**

**84T-322-18**

**84TH-322-18**

**THEORETICAL WEIGHT / TEORİK AĞIRLIK (kg/m)**

**2.720**

**2.736**

**MONTAGE TO FRAME T JUNCTION**  
KASAYA ÇEKTİRME BAĞ.

**MONTAGE TO SASH T JUNCTION**  
STANDART KANAT ÇEKTİRME BAĞ.



**A** TJ70T-903-22.4



**A** TJ70T-903-22.4



**B** TJ70T-901-22.4

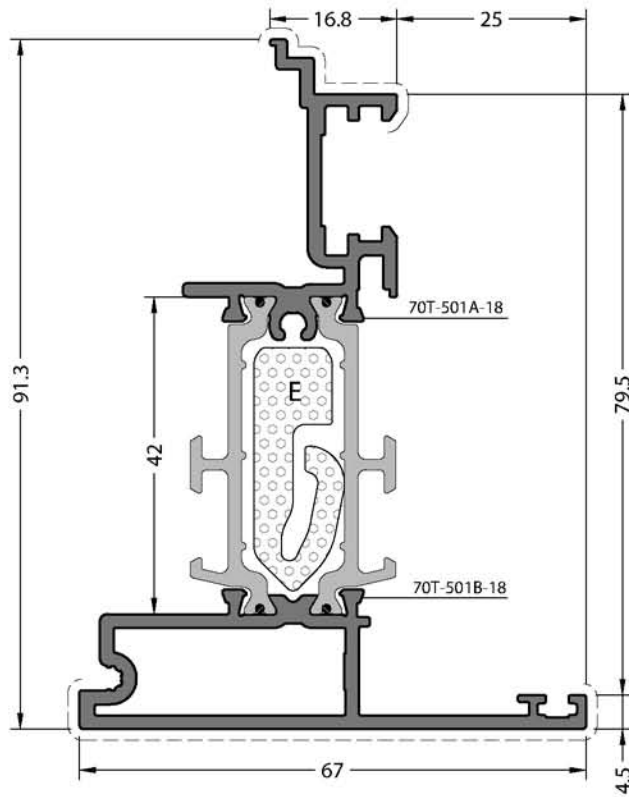


**B** TJ70T-902-22.4

**THERMAL ISOLATION MATERIAL / ISI YALITIM MALZEMESİ**



**E** HM70T-102



**CODE / KOD**

**84T-501-18**

**84TH-501-18**

**THEORETICAL WEIGHT / TEORİK AĞIRLIK ( kg/m )**

**1.594**

**1.601**

**THERMAL ISOLATION MATERIAL / ISI YALITIM MALZEMESİ**

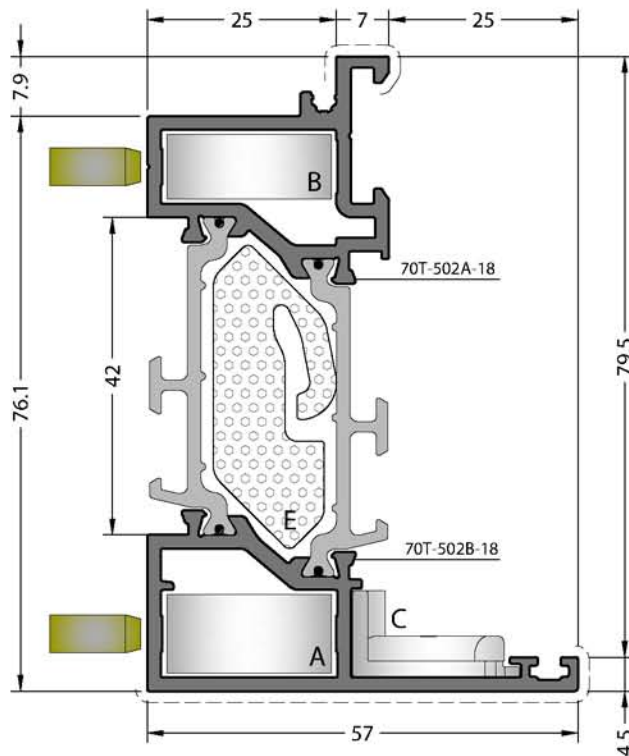


**E EM84T-501**

**ACCESSORY / AKSESUAR**



**A HM84T-501**



**CODE / KOD**

**84T-502-18**

**84TH-502-18**

**THEORETICAL WEIGHT / TEORİK AĞIRLIK ( kg/m )**

**1.614**

**1.625**

**PRESS CORNER JOINT**

PRES KÖŞE BAĞLANTI

**MECHANICAL COR. JOINT**

MEKANİK KÖŞE BAĞLANTI



**A CC-103-11.0**



**A CPA-103-11.0**



**B CC-103-09.2**



**B CPA-103-09.2**



**C EM70-21**

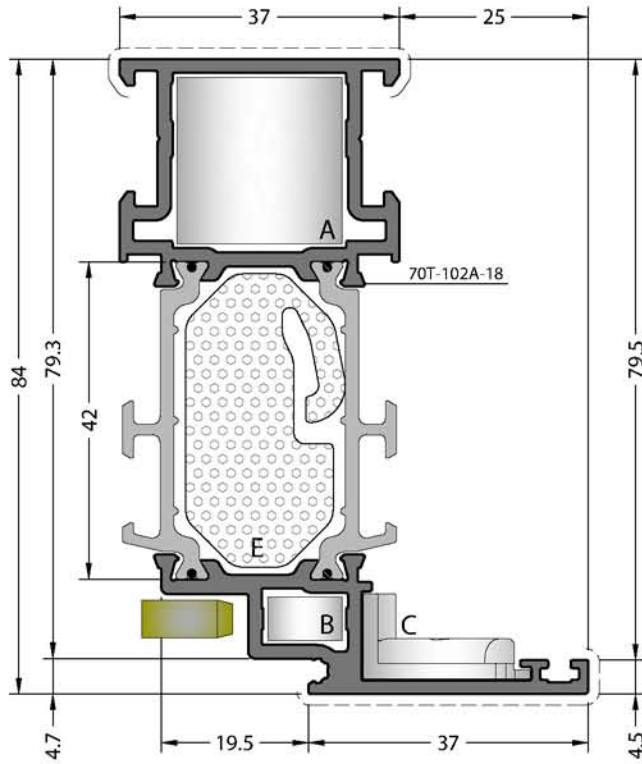


**C EM70-21**

**THERMAL ISOLATION MATERIAL / ISI YALITIM MALZEMESİ**



**E HM84T-502**



**CODE / KOD**

**84T-404-18**

**84TH-404-18**

**THEORETICAL WEIGHT / TEORİK AĞIRLIK (kg/m)**

**1.642**

**1.658**

**PRESS CORNER JOINT**

PRES KÖŞE BAĞLANTI

**MECHANICAL COR. JOINT**

MEKANİK KÖŞE BAĞLANTI



**A** CC-103-22.6



**A** KC-803-22.4



**B** CC-101-06.3



**B** CPA-101-06.3



**C** EM70-21

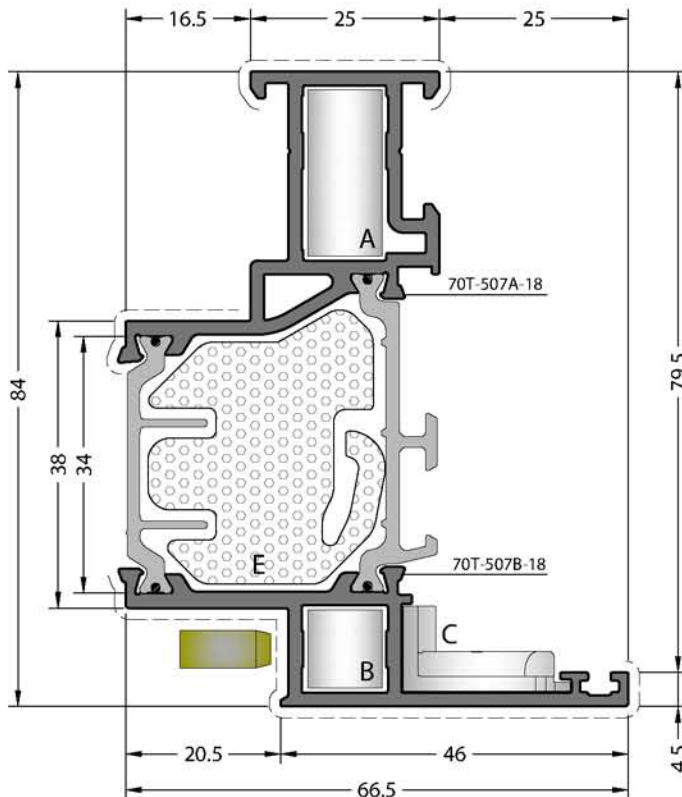


**C** EM70-21

**THERMAL ISOLATION MATERIAL / ISI YALITIM MALZEMESİ**



**E** HM84T-102



**CODE / KOD**

**84T-507-18**

**84TH-507-18**

**THEORETICAL WEIGHT / TEORİK AĞIRLIK (kg/m)**

**1.683**

**1.703**

**PRESS CORNER JOINT**

PRES KÖŞE BAĞLANTI

**MECHANICAL COR. JOINT**

MEKANİK KÖŞE BAĞLANTI



**A** CC-101-22.7



**A** KC-801-22.4



**B** CC-101-10.9



**B** CPA-101-10.9



**C** EM70-21

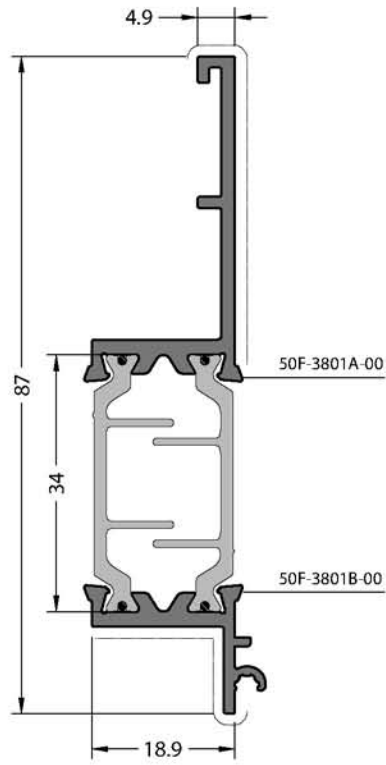


**C** EM70-21

**THERMAL ISOLATION MATERIAL / ISI YALITIM MALZEMESİ**



**E** HM84T-507

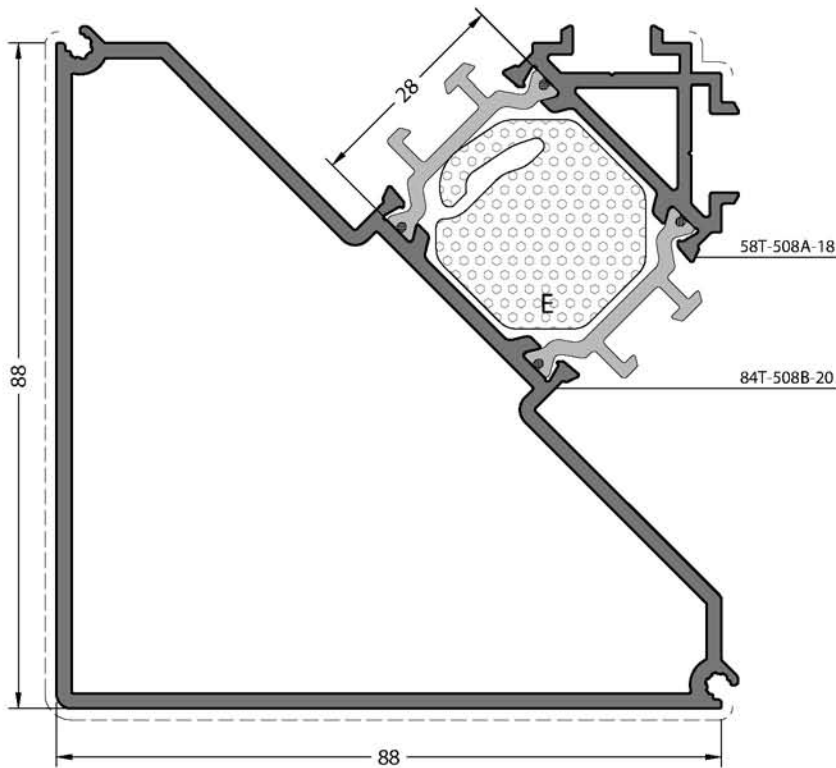


CODE / KOD

**50F-3802-00**

THEORETICAL WEIGHT / TEORİK AĞIRLIK (kg/m)

**0.872**



CODE / KOD

**84T-508-20**

**84TH-508-20**

THEORETICAL WEIGHT / TEORİK AĞIRLIK (kg/m)

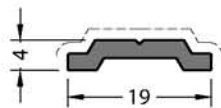
**2.513**

**2.528**

THEMAL ISOLATION MATERIAL / ISI YALITIM MALZEMESİ



**E** HM70T-508A

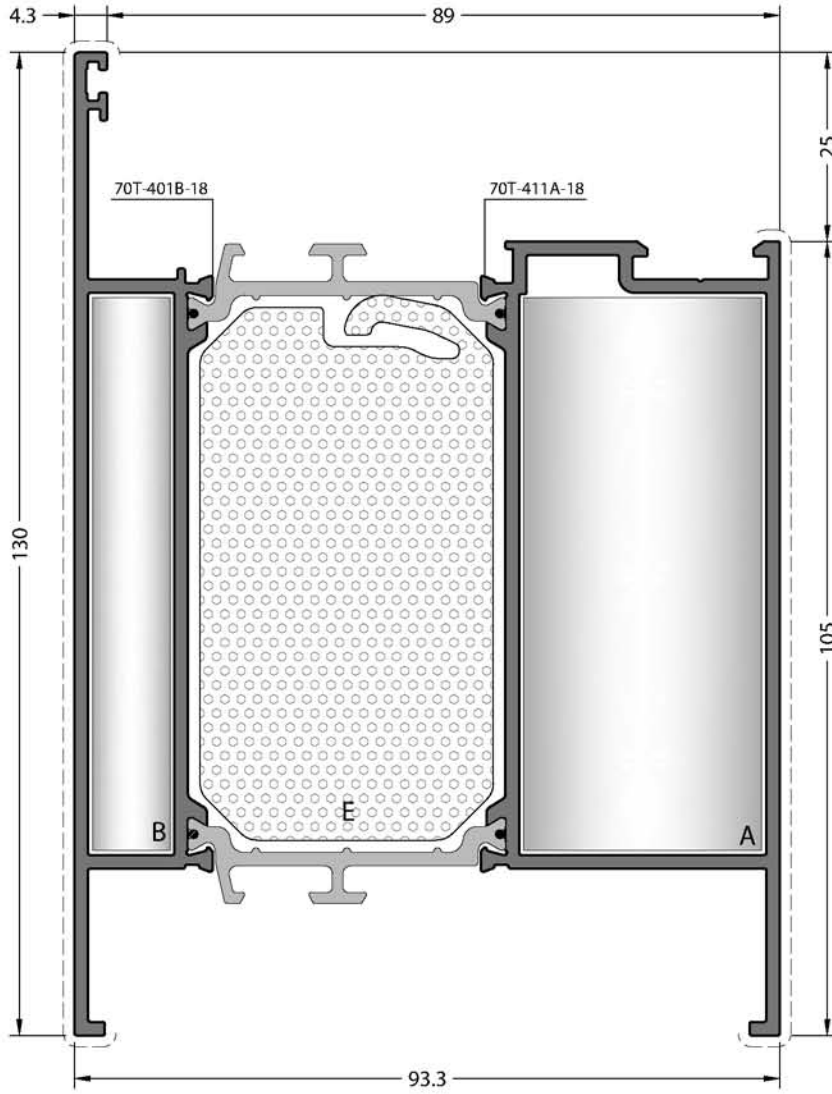


CODE / KOD

**1516**

THEORETICAL WEIGHT  
TEORİK AĞIRLIK (kg/m)

**0.129**



CODE / KOD

**84T-411-18**

**84TH-411-18**

THEORETICAL WEIGHT / TEORİK AĞIRLIK ( kg/m )

**2.900**

**2.967**

MONTAGE TO FLAT SASH T JUNCTION

DÜZ KANAT ÇEKİRME BAĞLANTI



**A** TJ70T-903-73.8



**B** TJ70T-902-73.8

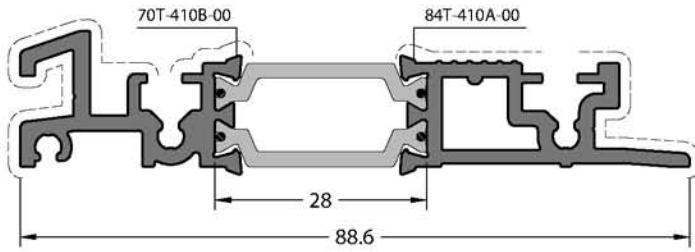


**C** TJ70T-905-72.8

THERMAL ISOLATION MATERIAL / ISI YALITIM MALZEMESİ



**E** HM84T-411



THEORETICAL WEIGHT

TEORİK AĞIRLIK ( kg/m )

CODE / KOD

**84T-410-00**

**1.207**

THEORETICAL WEIGHT

TEORİK AĞIRLIK ( kg/m )

CODE / KOD

**70T-406-00**

**0.297**

ACCESSORY / AKSESUAR



**EM70T-406**

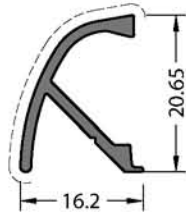
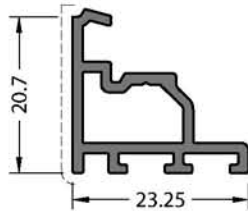
THEORETICAL WEIGHT

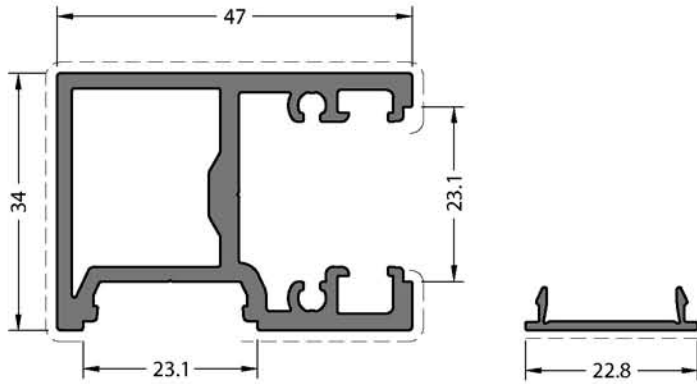
TEORİK AĞIRLIK ( kg/m )

CODE / KOD

**07-211-00**

**0.183**





**CODE / KOD**  
**18-351-00**

**THEORETICAL WEIGHT**  
 TEORİK AĞIRLIK (kg/m)  
**1.124**

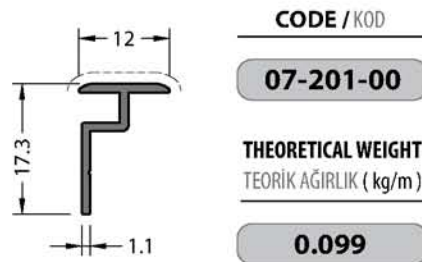
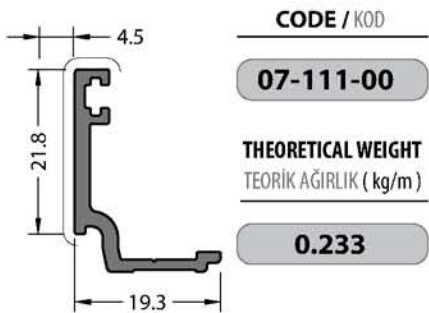
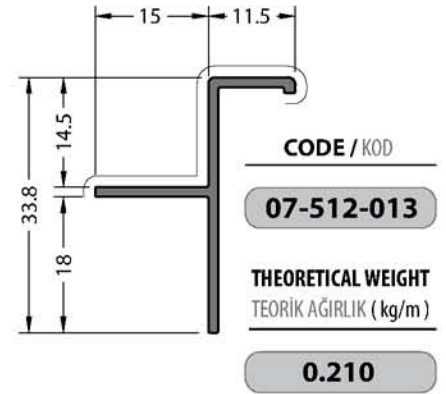
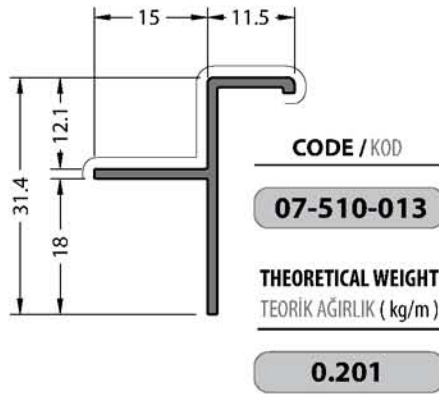
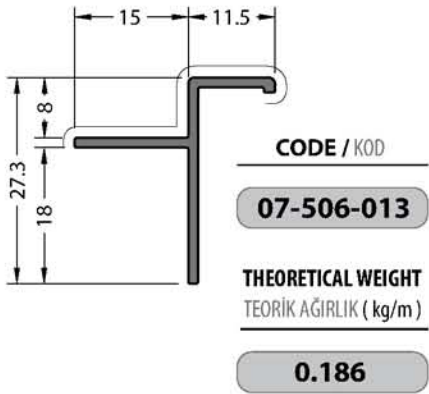
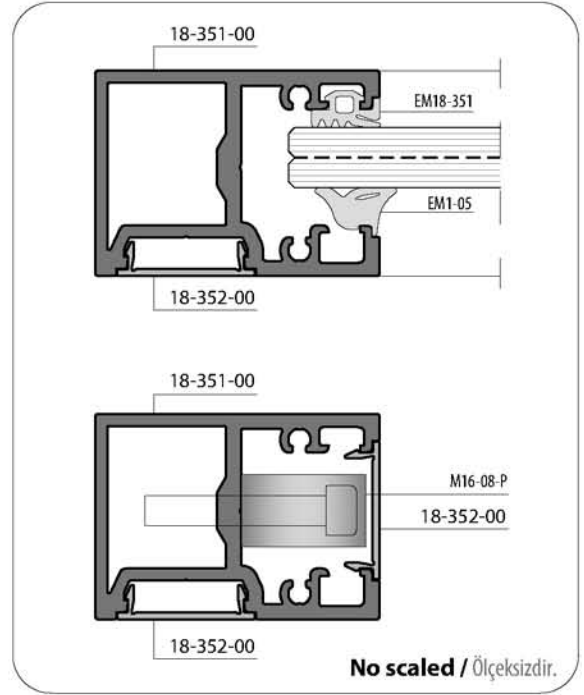
**APPLIED PRODUCTS**  
 UYGULANAN ÜRÜNLER

-  **A** 18-352-00
-  **B** CA18-351-00
-  **C** M16-08-P

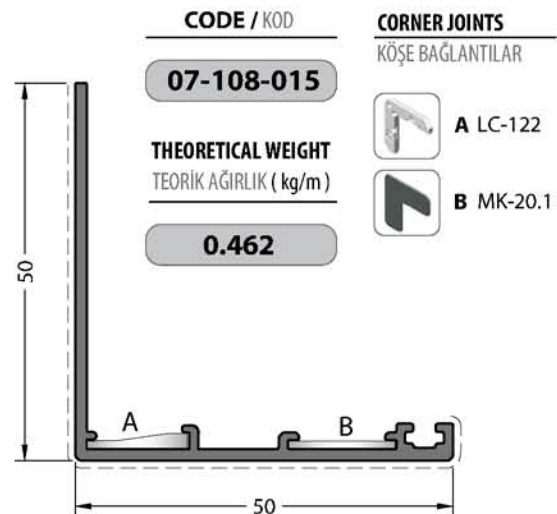
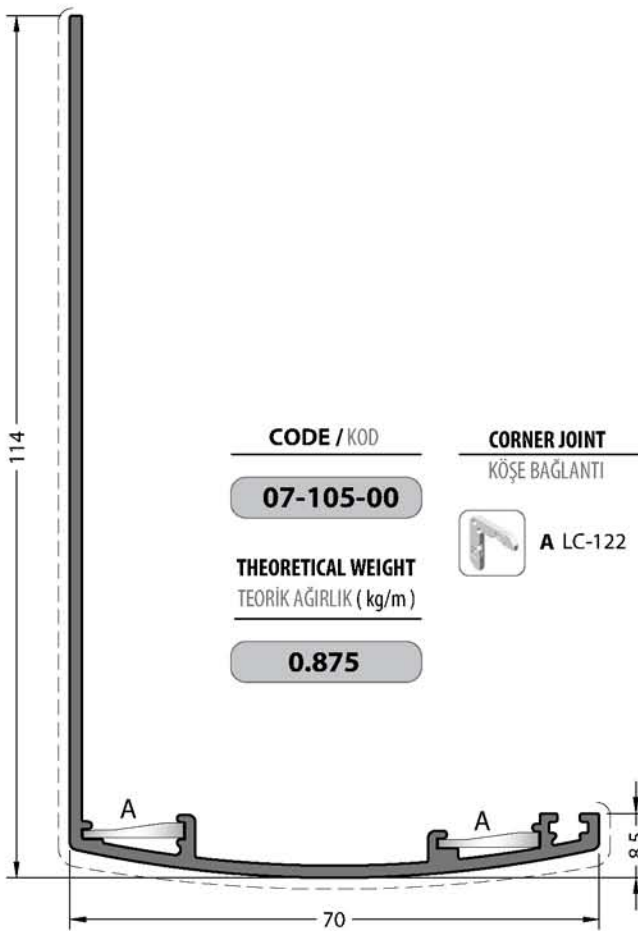
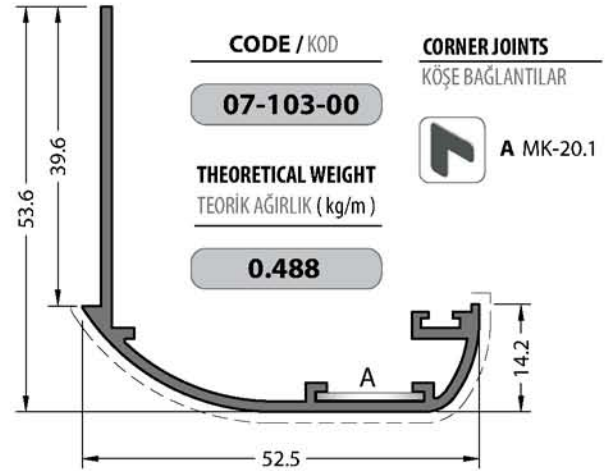
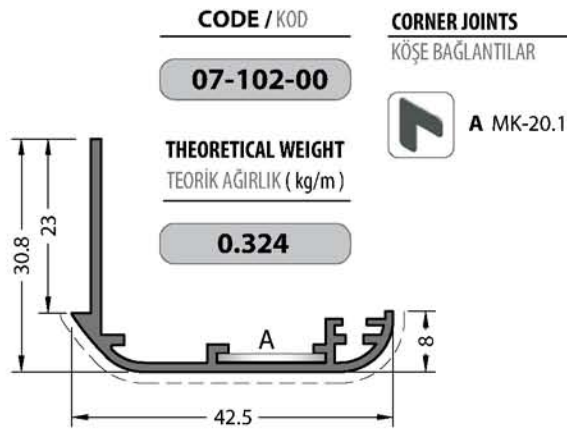
**CODE / KOD**  
**18-352-00**

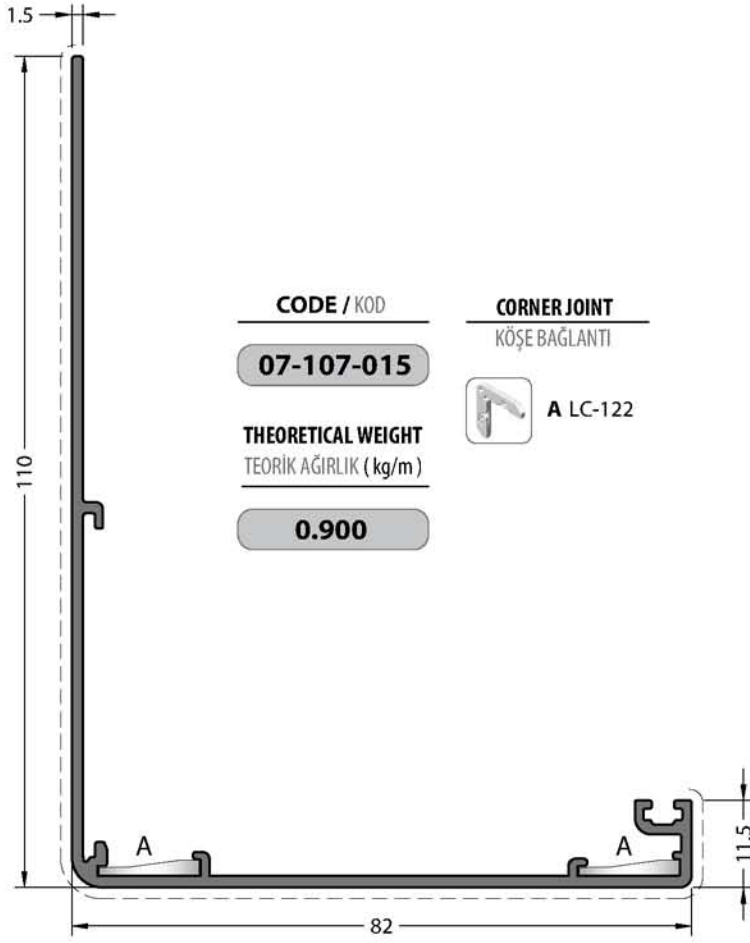
**THEORETICAL WEIGHT**  
 TEORİK AĞIRLIK (kg/m)  
**0.094**

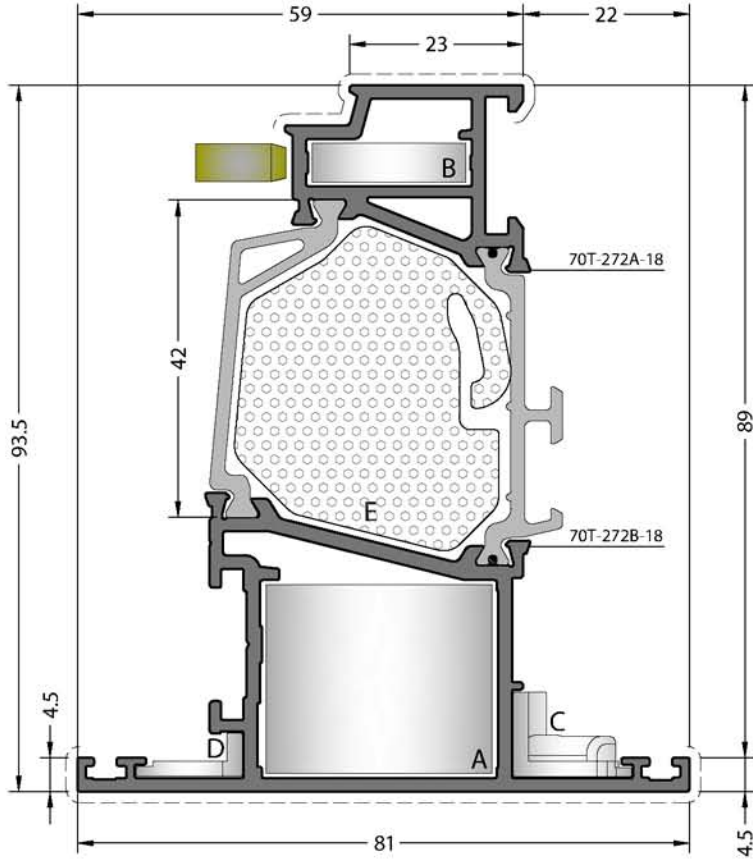
**APPLICATION DETAIL / UYGULAMA DETAYI**











**CODE / KOD**

**84T-272-18**

**84TH-272-18**

**THEORETICAL WEIGHT / TEORİK AĞIRLIK ( kg/m )**

**2.013**

**2.042**

**PRESS CORNER JOINT**

PRES KÖŞE BAĞLANTI

**MECHANICAL COR. JOINT**

MEKANİK KÖŞE BAĞLANTI



**A** CC-146-25.6



**A** KC-808-25.4



**B** CC-145-05.7



**B** CPA-145-05.7



**C** EM70-22



**C** EM70-22



**D** EM70-23

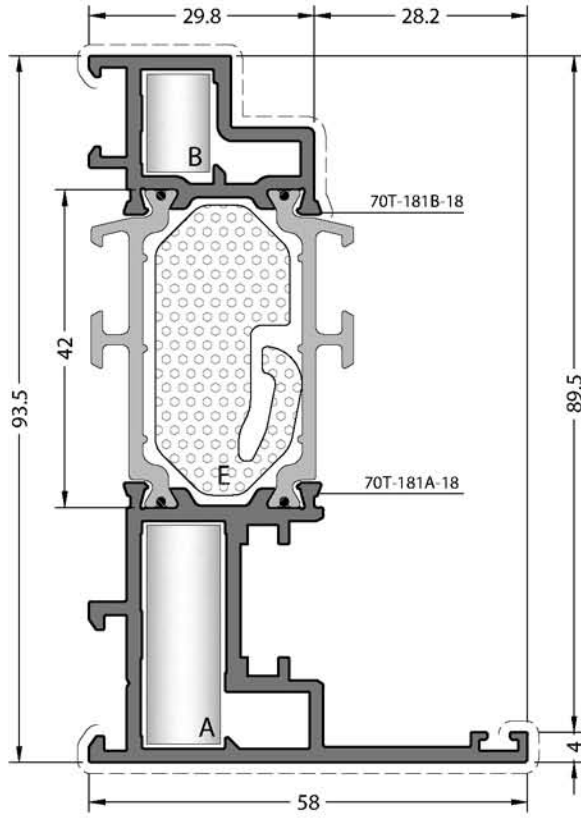


**D** EM70-23

**THERMAL ISOLATION MATERIAL / ISI YALITIM MALZEMESİ**



**E** HM84T-272



CODE / KOD

**84T-181-18**

**84TH-181-18**

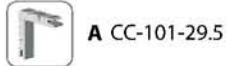
THEORETICAL WEIGHT / TEORİK AĞIRLIK ( kg/m )

**1.769**

**1.784**

PRESS CORNER JOINT

PRES KÖŞE BAĞLANTI



**A** CC-101-29.5

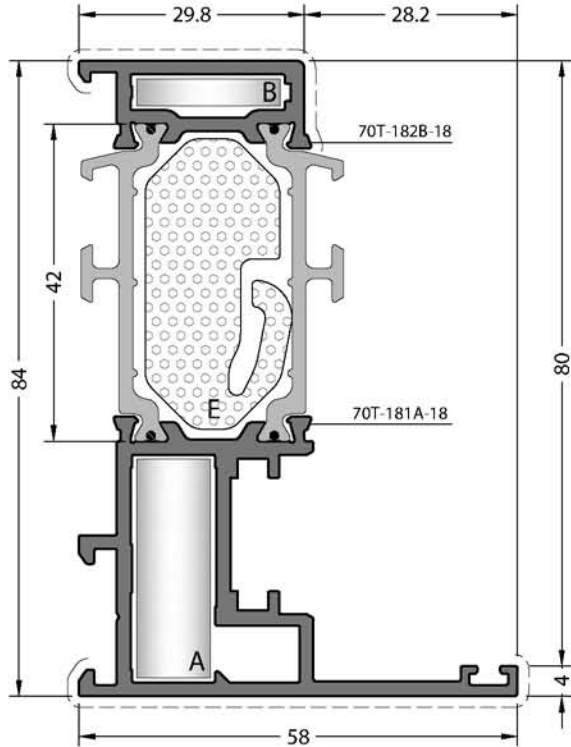


**B** CC-119-13.5

THEMAL ISOLATION MATERIAL / ISI YALITIM MALZEMESİ



**E** HM84T-181



CODE / KOD

**84T-182-18**

**84TH-182-18**

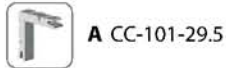
THEORETICAL WEIGHT / TEORİK AĞIRLIK ( kg/m )

**1.647**

**1.662**

PRESS CORNER JOINT

PRES KÖŞE BAĞLANTI



**A** CC-101-29.5

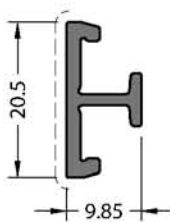


**B** CC-111-04.0

THEMAL ISOLATION MATERIAL / ISI YALITIM MALZEMESİ



**E** HM84T-181

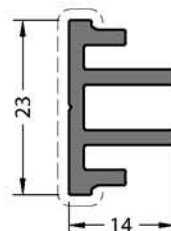


CODE / KOD

**70T-583-18**

THEORETICAL WEIGHT  
TEORİK AĞIRLIK ( kg/m )

**0.182**

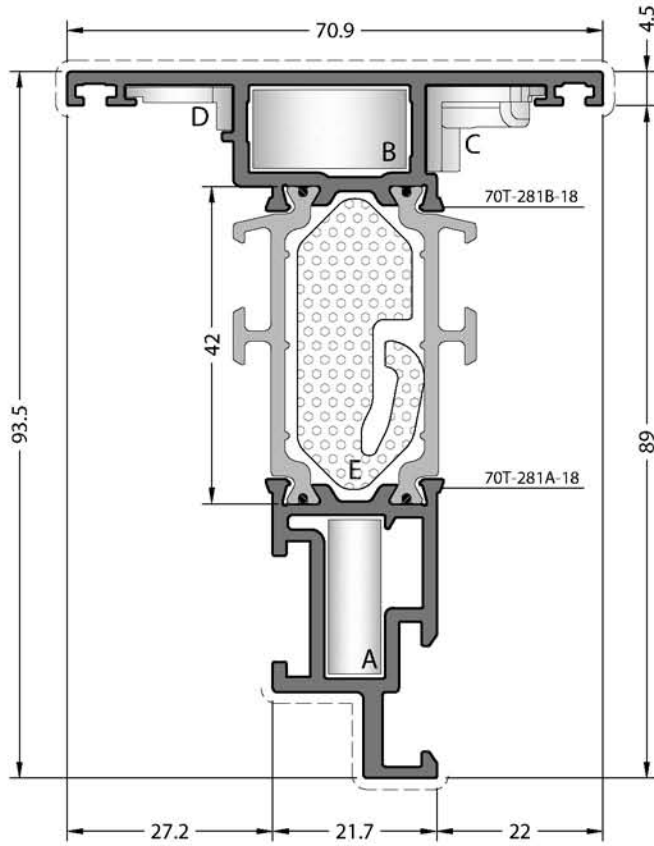


CODE / KOD

**70T-584-18**

THEORETICAL WEIGHT  
TEORİK AĞIRLIK ( kg/m )

**0.320**



CODE / KOD

**84T-281-18**

**84TH-281-18**

THEORETICAL WEIGHT / TEORİK AĞIRLIK (kg/m)

**1.690**

**1.702**

PRESS CORNER JOINT

PRES KÖŞE BAĞLANTI



A CC-107-21.0



B CC-145-11.0



C EM70-22

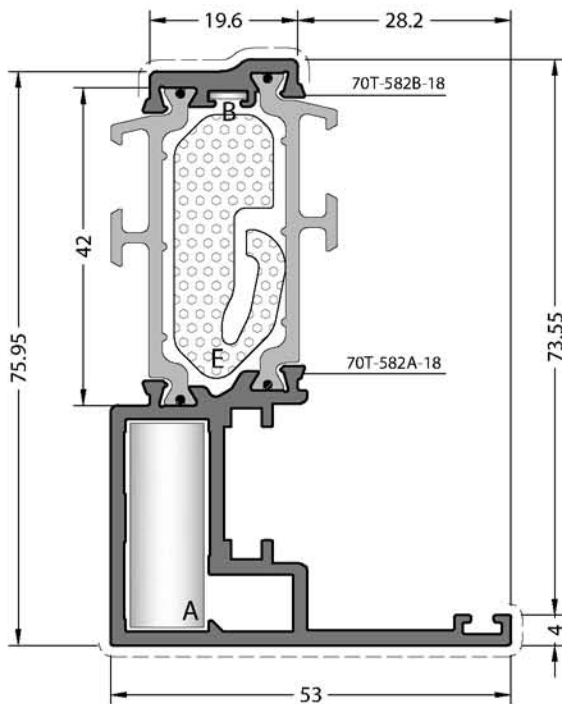


D EM70-23

THERMAL ISOLATION MATERIAL / ISI YALITIM MALZEMESİ



E HM84T-281



CODE / KOD

**84T-582-18**

**84TH-582-18**

THEORETICAL WEIGHT / TEORİK AĞIRLIK (kg/m)

**1.372**

**1.382**

PRESS CORNER JOINT

PRES KÖŞE BAĞLANTI



A CC-101-29.5



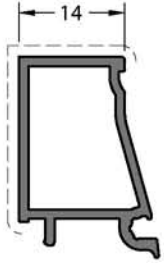
B MK-19

THERMAL ISOLATION MATERIAL / ISI YALITIM MALZEMESİ



E HM70T-582

**SAFETY GLAZING BEADS / GÜVENLİKLİ CAM ÇİTALARI**

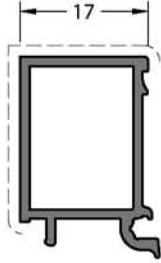


CODE / KOD

**08-205-00**

THEORETICAL WEIGHT  
TEORİK AĞIRLIK ( kg/m )

**0.279**

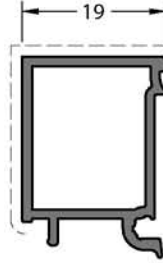


CODE / KOD

**08-207-00**

THEORETICAL WEIGHT  
TEORİK AĞIRLIK ( kg/m )

**0.290**

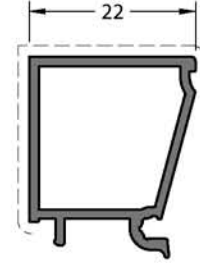


CODE / KOD

**08-208-00**

THEORETICAL WEIGHT  
TEORİK AĞIRLIK ( kg/m )

**0.298**

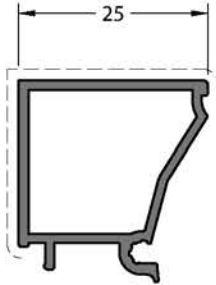


CODE / KOD

**08-209-00**

THEORETICAL WEIGHT  
TEORİK AĞIRLIK ( kg/m )

**0.308**

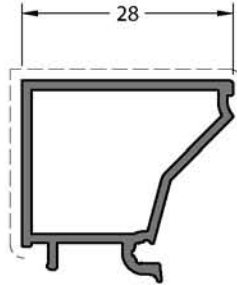


CODE / KOD

**08-212-00**

THEORETICAL WEIGHT  
TEORİK AĞIRLIK ( kg/m )

**0.323**

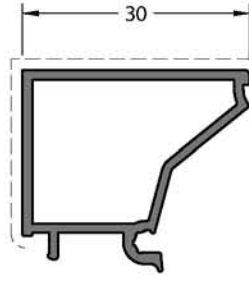


CODE / KOD

**08-213-00**

THEORETICAL WEIGHT  
TEORİK AĞIRLIK ( kg/m )

**0.339**

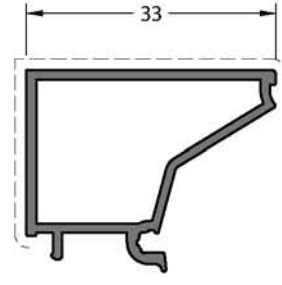


CODE / KOD

**08-217-00**

THEORETICAL WEIGHT  
TEORİK AĞIRLIK ( kg/m )

**0.351**

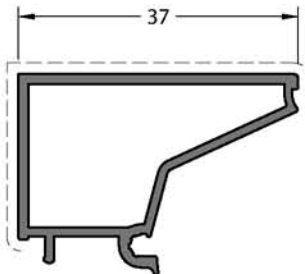


CODE / KOD

**08-215-00**

THEORETICAL WEIGHT  
TEORİK AĞIRLIK ( kg/m )

**0.369**

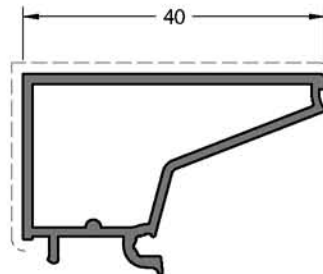


CODE / KOD

**08-216-00**

THEORETICAL WEIGHT  
TEORİK AĞIRLIK ( kg/m )

**0.393**



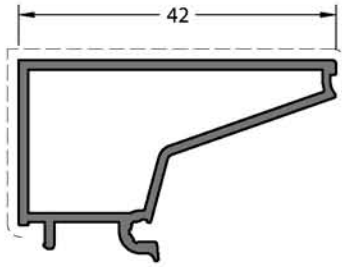
CODE / KOD

**08-222-00**

THEORETICAL WEIGHT  
TEORİK AĞIRLIK ( kg/m )

**0.417**

**SAFETY GLAZING BEADS / GÜVENLİKLİ CAM ÇİTALARI**

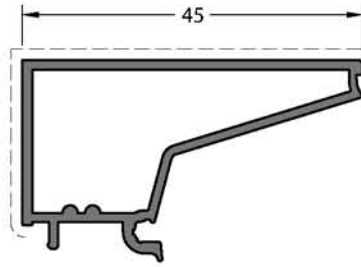


CODE / KOD

**08-221-00**

THEORETICAL WEIGHT  
TEORİK AĞIRLIK ( kg/m )

**0.426**

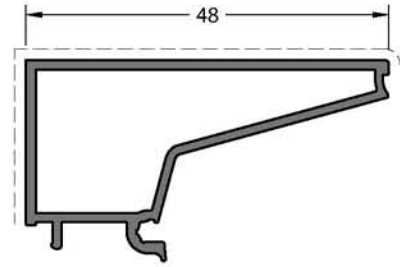


CODE / KOD

**08-223-00**

THEORETICAL WEIGHT  
TEORİK AĞIRLIK ( kg/m )

**0.454**




CODE / KOD

**08-224-00**

THEORETICAL WEIGHT  
TEORİK AĞIRLIK ( kg/m )

**0.465**

**STANDARD GLAZING BEADS / STANDART CAM ÇİTALARI**

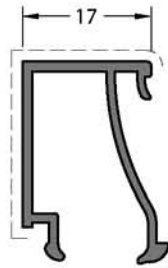


CODE / KOD

**08-105-00**

THEORETICAL WEIGHT  
TEORİK AĞIRLIK ( kg/m )

**0.259**



CODE / KOD

**08-107-00**

THEORETICAL WEIGHT  
TEORİK AĞIRLIK ( kg/m )

**0.262**

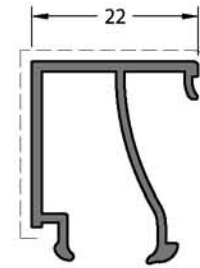


CODE / KOD

**08-108-00**

THEORETICAL WEIGHT  
TEORİK AĞIRLIK ( kg/m )

**0.269**

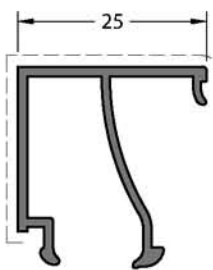


CODE / KOD

**08-109-00**

THEORETICAL WEIGHT  
TEORİK AĞIRLIK ( kg/m )

**0.280**

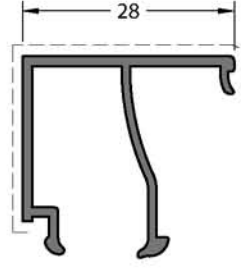


CODE / KOD

**08-112-00**

THEORETICAL WEIGHT  
TEORİK AĞIRLIK ( kg/m )

**0.291**

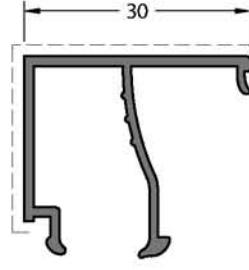


CODE / KOD

**08-113-00**

THEORETICAL WEIGHT  
TEORİK AĞIRLIK ( kg/m )

**0.300**

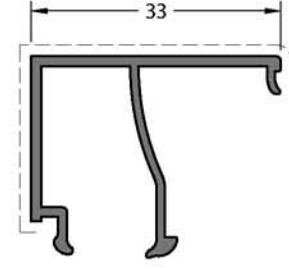


CODE / KOD

**08-117-00**

THEORETICAL WEIGHT  
TEORİK AĞIRLIK ( kg/m )

**0.309**

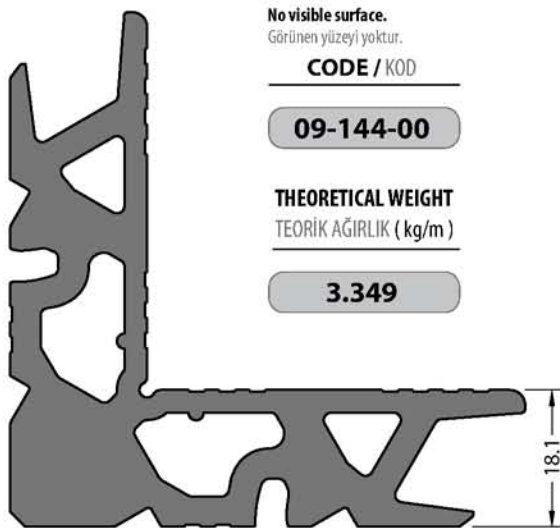
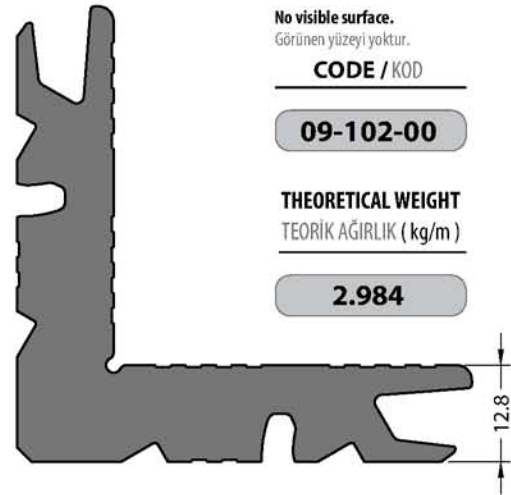
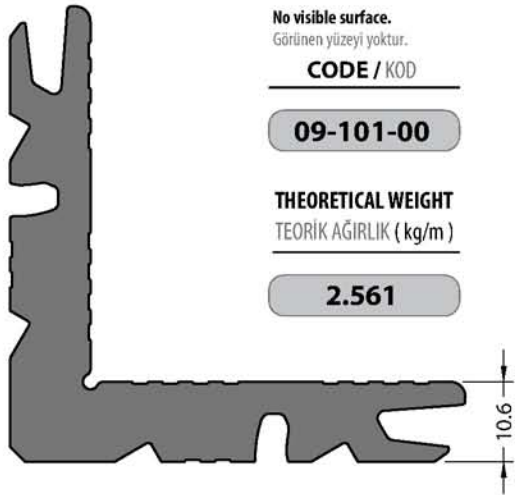
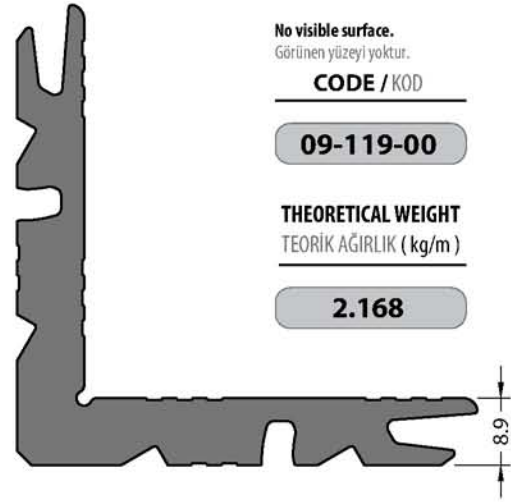
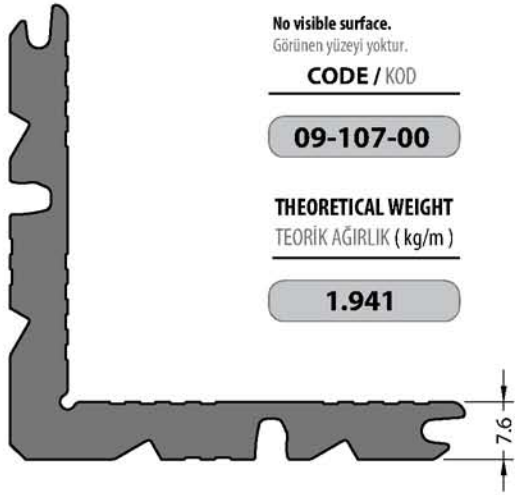


CODE / KOD

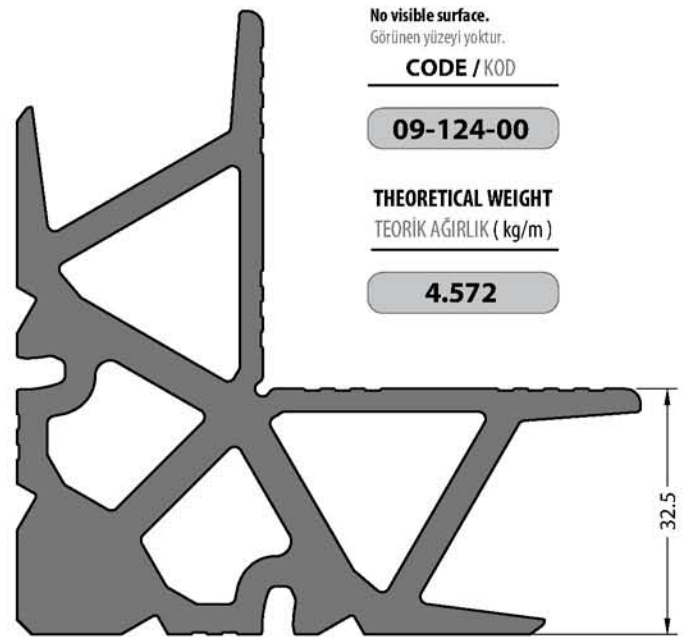
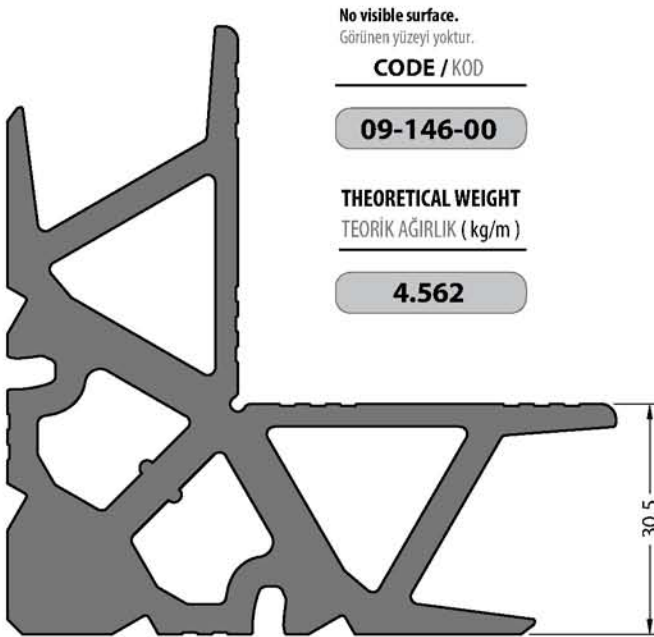
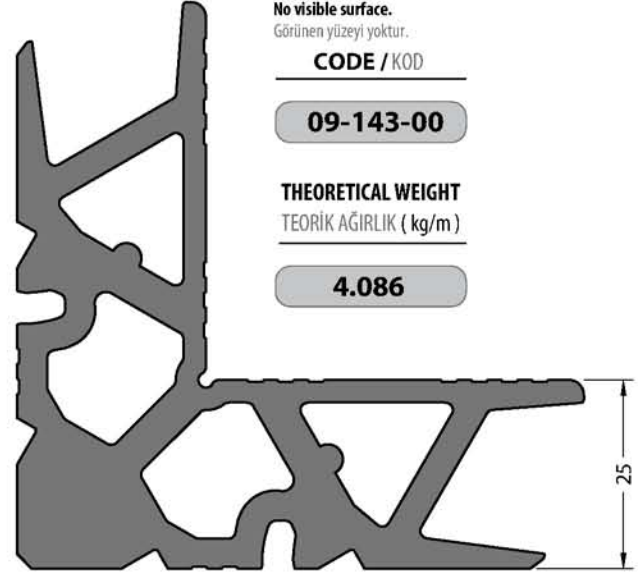
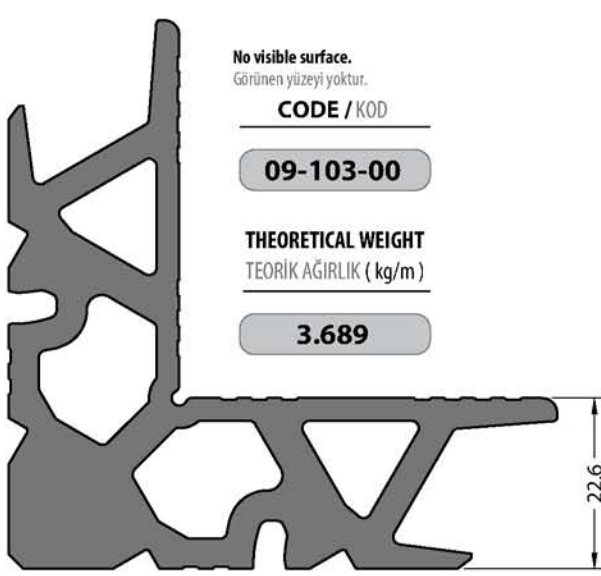
**08-115-00**

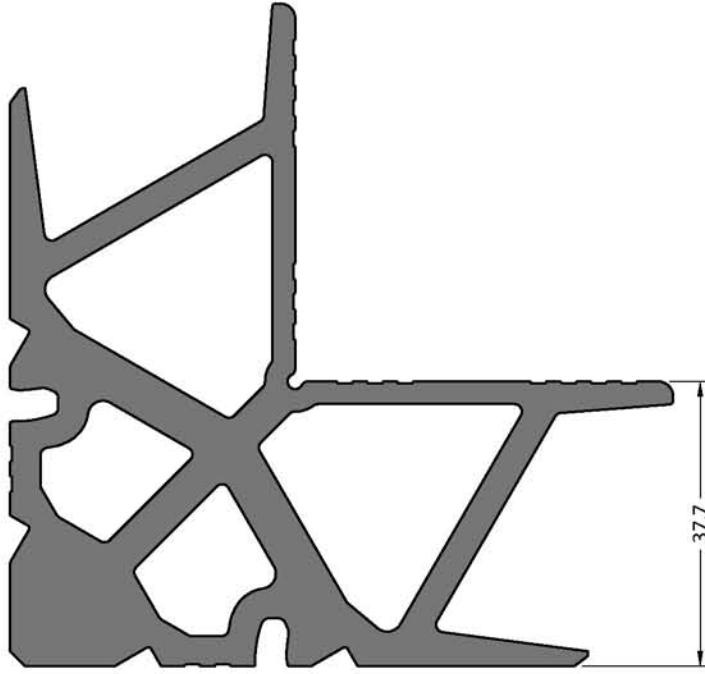
THEORETICAL WEIGHT  
TEORİK AĞIRLIK ( kg/m )

**0.317**









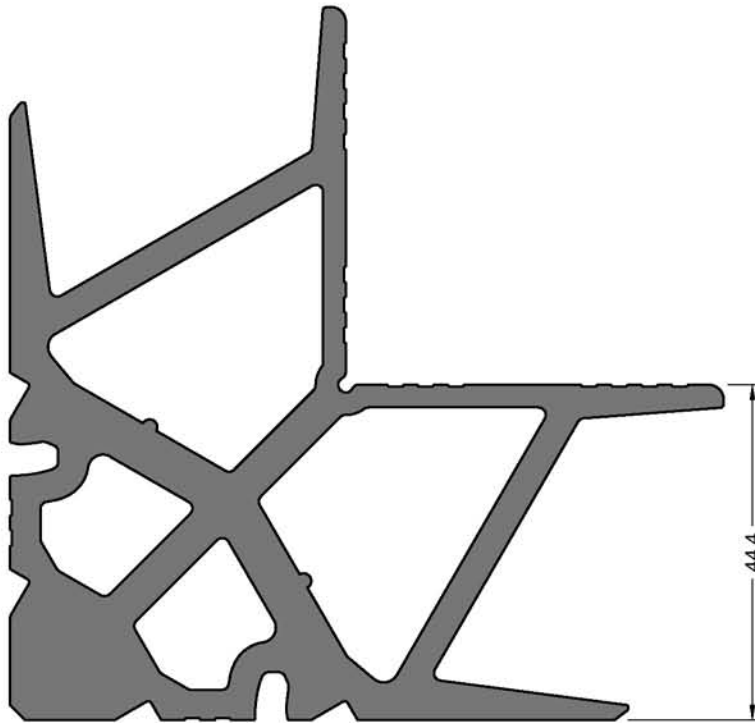
No visible surface.  
Görünen yüzeyi yoktur.

CODE / KOD

09-108-00

THEORETICAL WEIGHT  
TEORİK AĞIRLIK (kg/m)

5.071



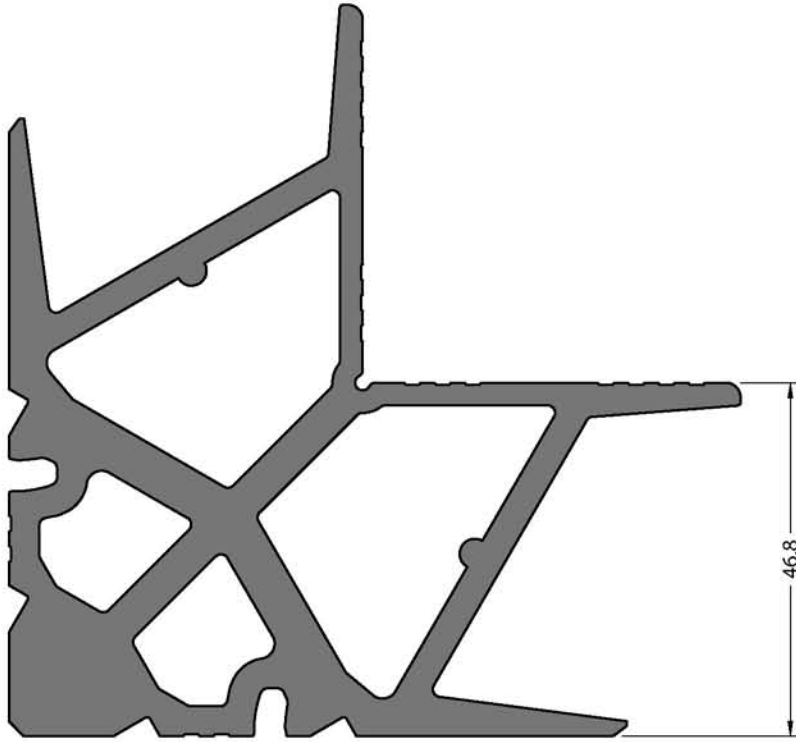
No visible surface.  
Görünen yüzeyi yoktur.

CODE / KOD

09-147-00

THEORETICAL WEIGHT  
TEORİK AĞIRLIK (kg/m)

5.532



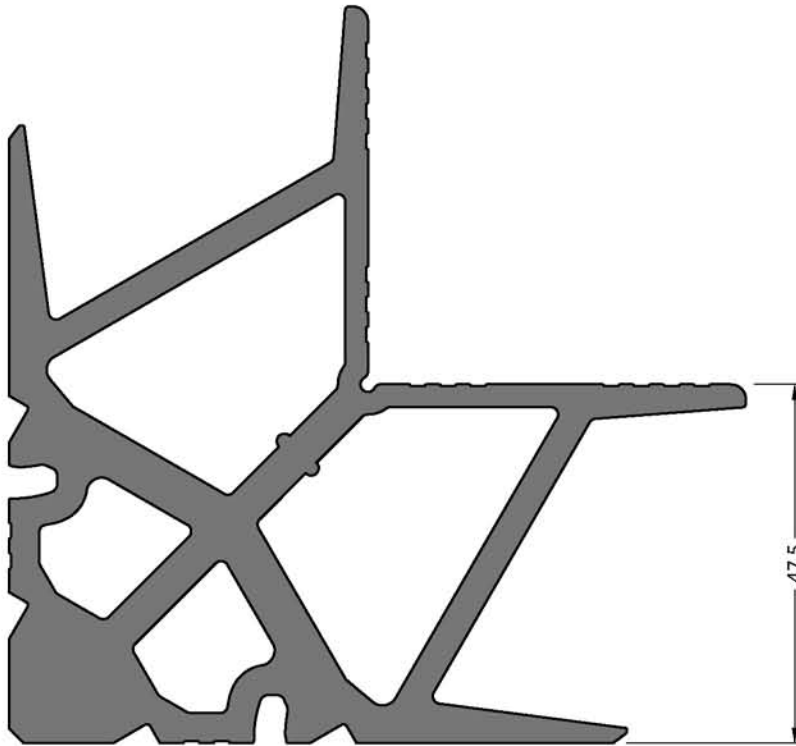
No visible surface.  
Görünen yüzeyi yoktur.

CODE / KOD

**09-131-00**

THEORETICAL WEIGHT  
TEORİK AĞIRLIK (kg/m)

**5.673**



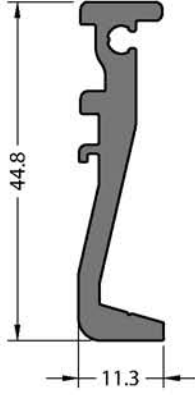
No visible surface.  
Görünen yüzeyi yoktur.

CODE / KOD

**09-148-00**

THEORETICAL WEIGHT  
TEORİK AĞIRLIK (kg/m)

**5.680**



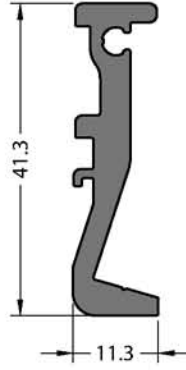
No visible surface.  
Görünen yüzeyi yoktur.

**CODE / KOD**

**70T-911-00**

**THEORETICAL WEIGHT**  
TEORİK AĞIRLIK ( kg/m )

**0.581**



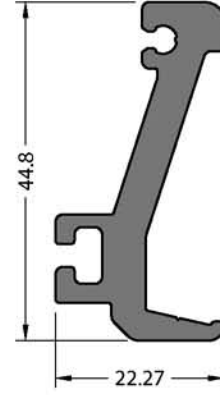
No visible surface.  
Görünen yüzeyi yoktur.

**CODE / KOD**

**70T-912-00**

**THEORETICAL WEIGHT**  
TEORİK AĞIRLIK ( kg/m )

**0.566**



No visible surface.  
Görünen yüzeyi yoktur.

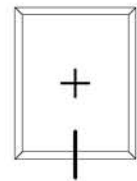
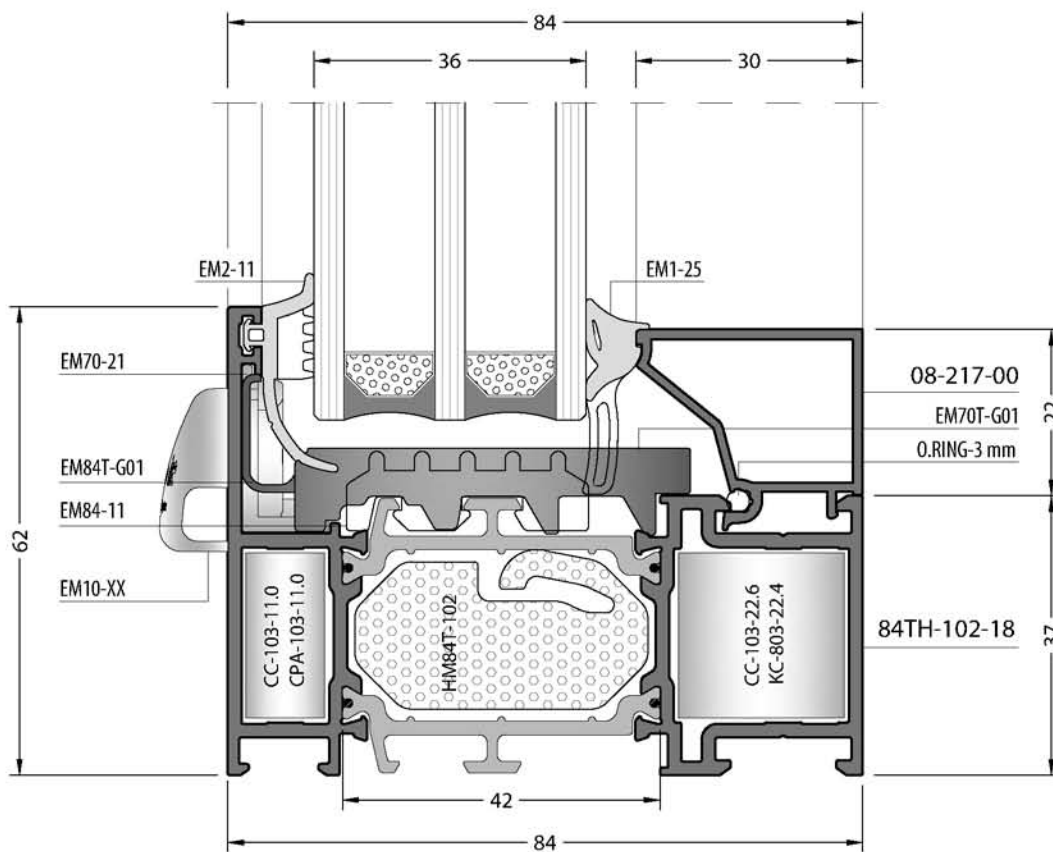
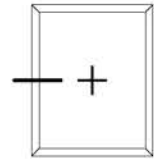
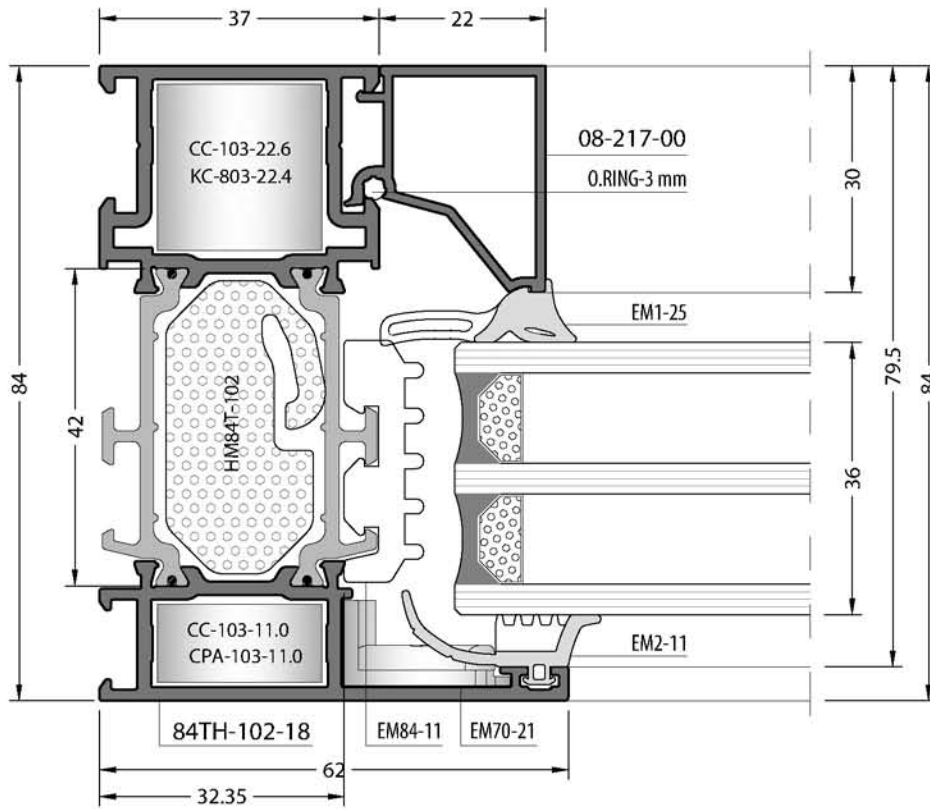
**CODE / KOD**

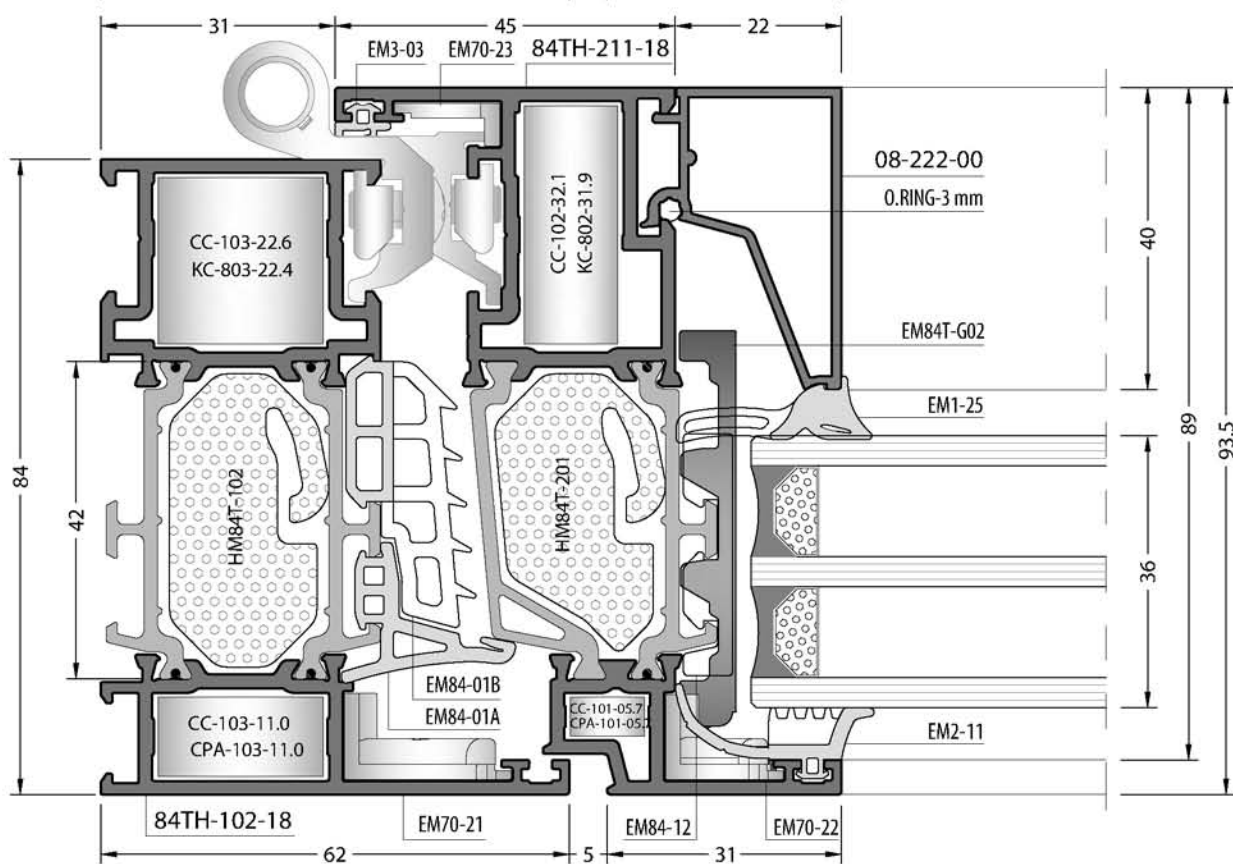
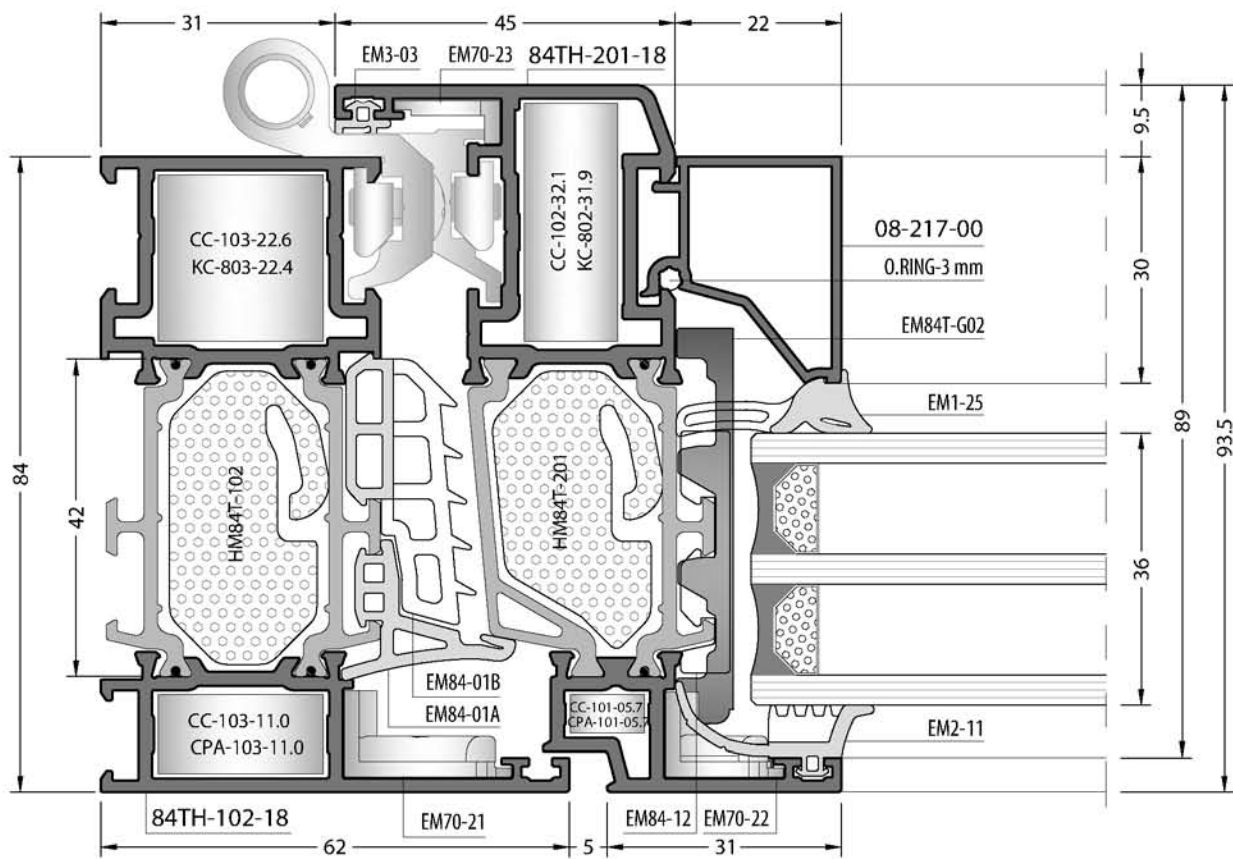
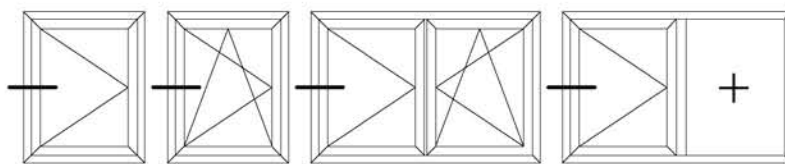
**70T-913-00**

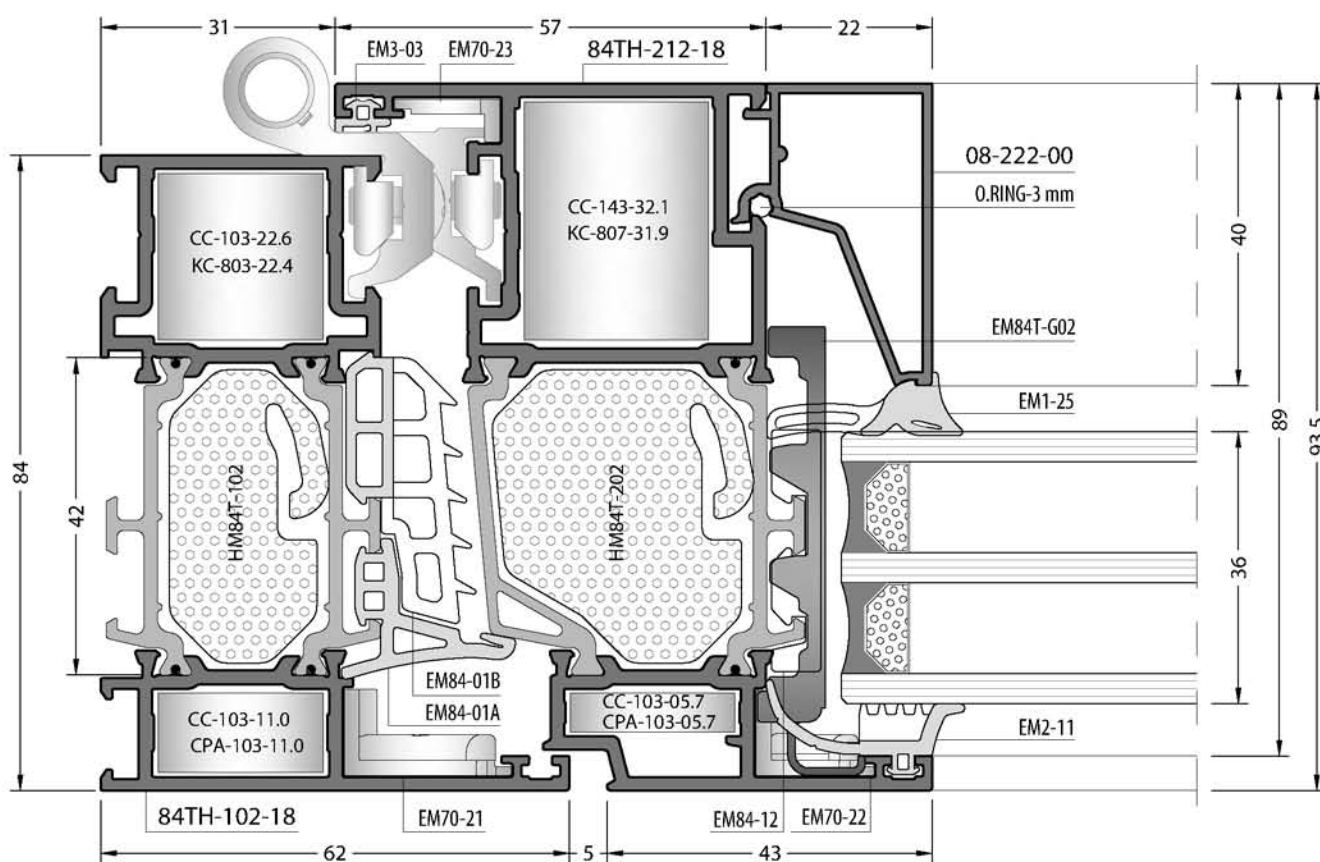
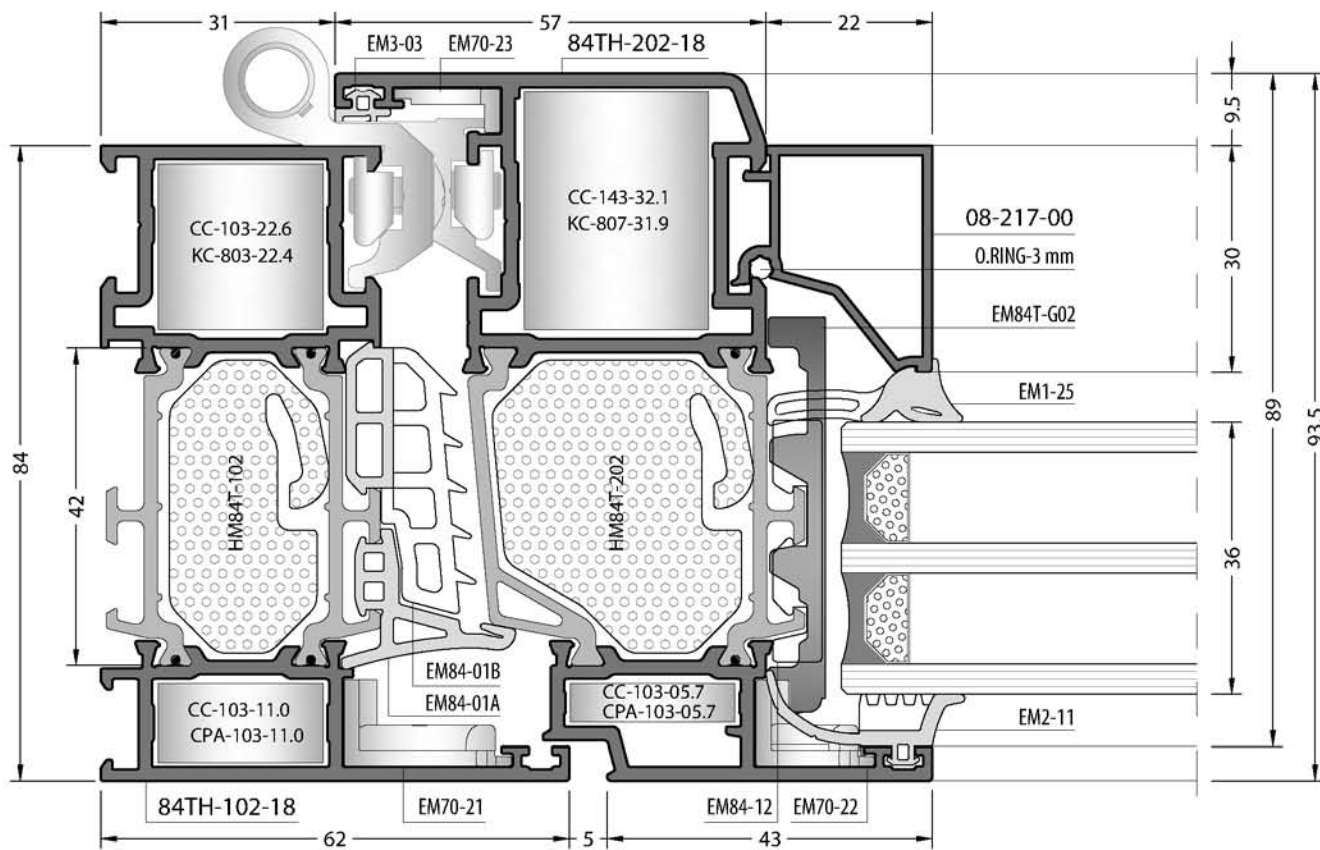
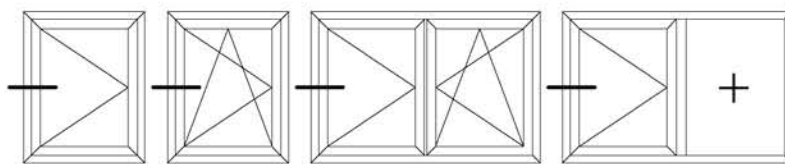
**THEORETICAL WEIGHT**  
TEORİK AĞIRLIK ( kg/m )

**0.895**

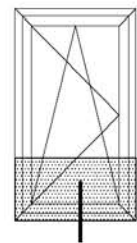
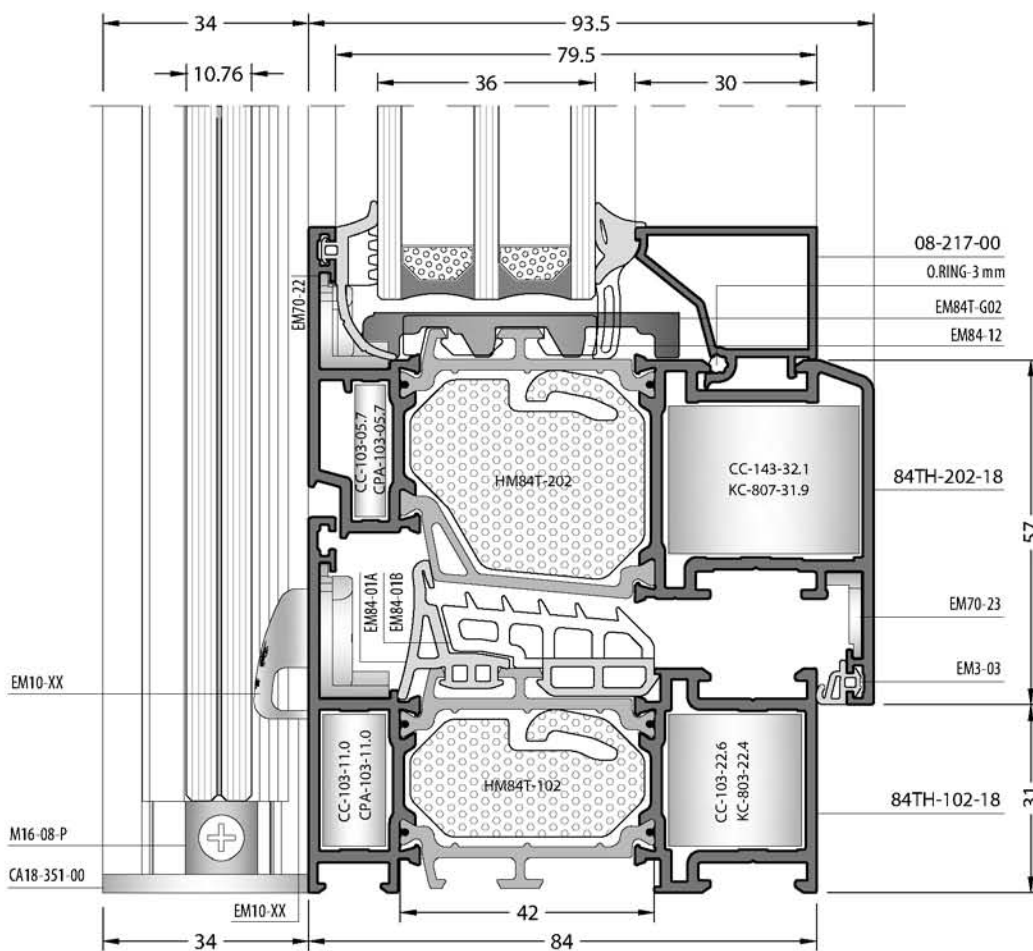
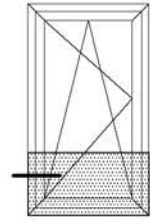
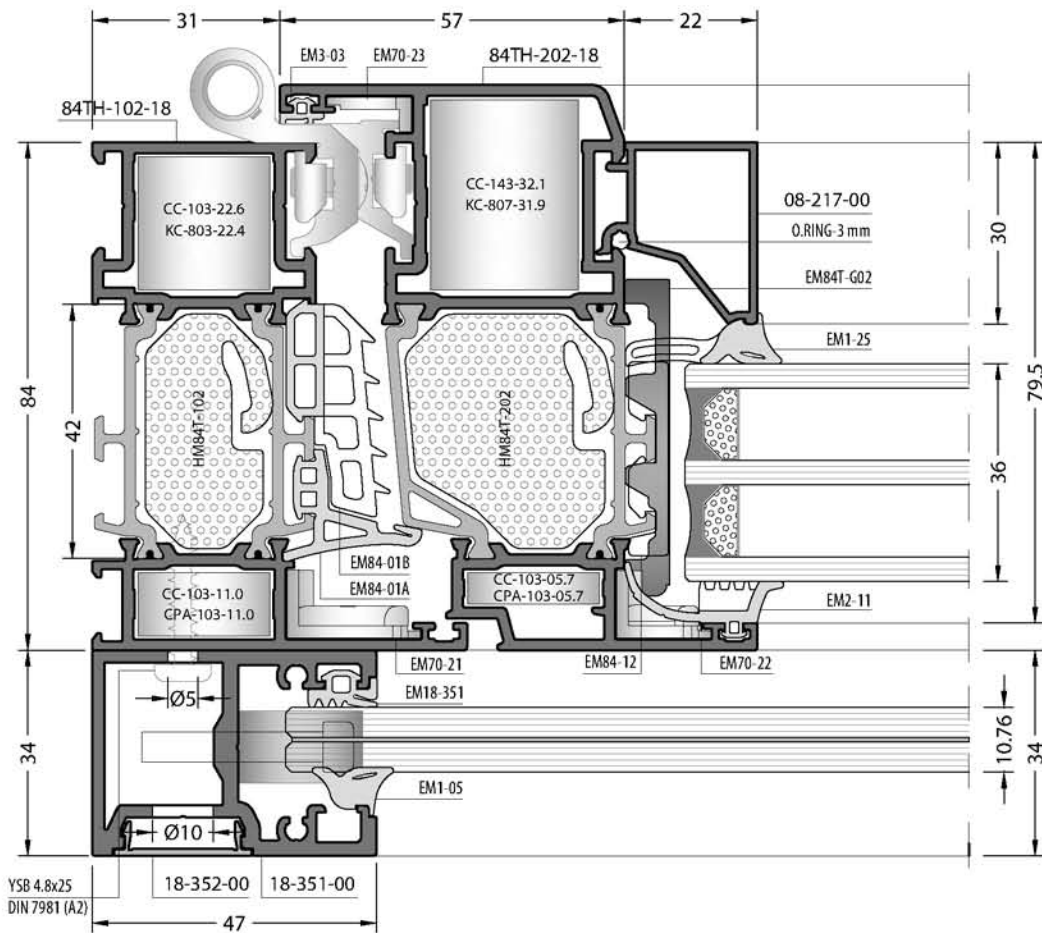
DETAILS  
DETAYLAR

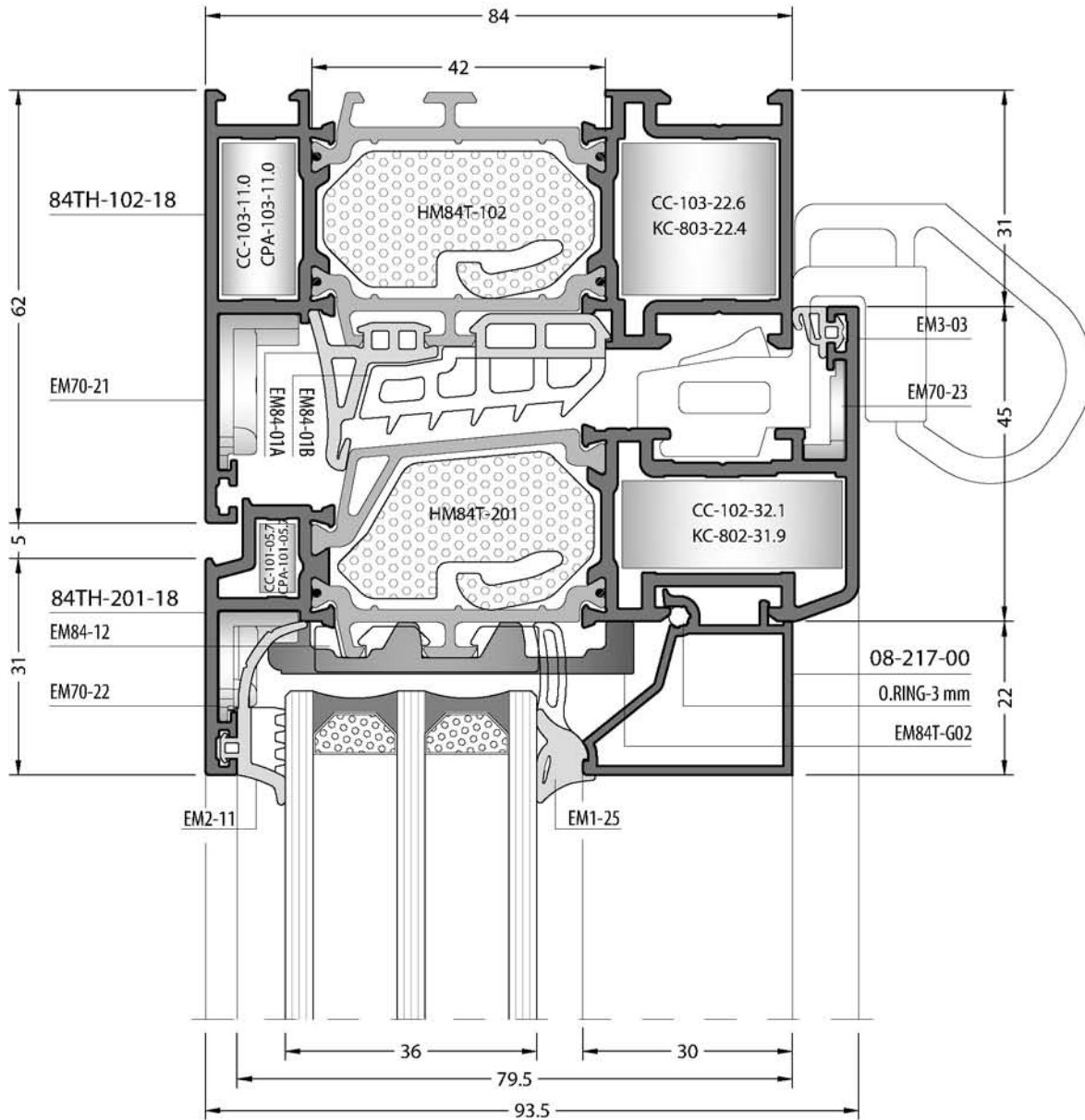
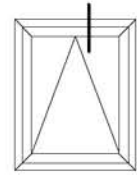


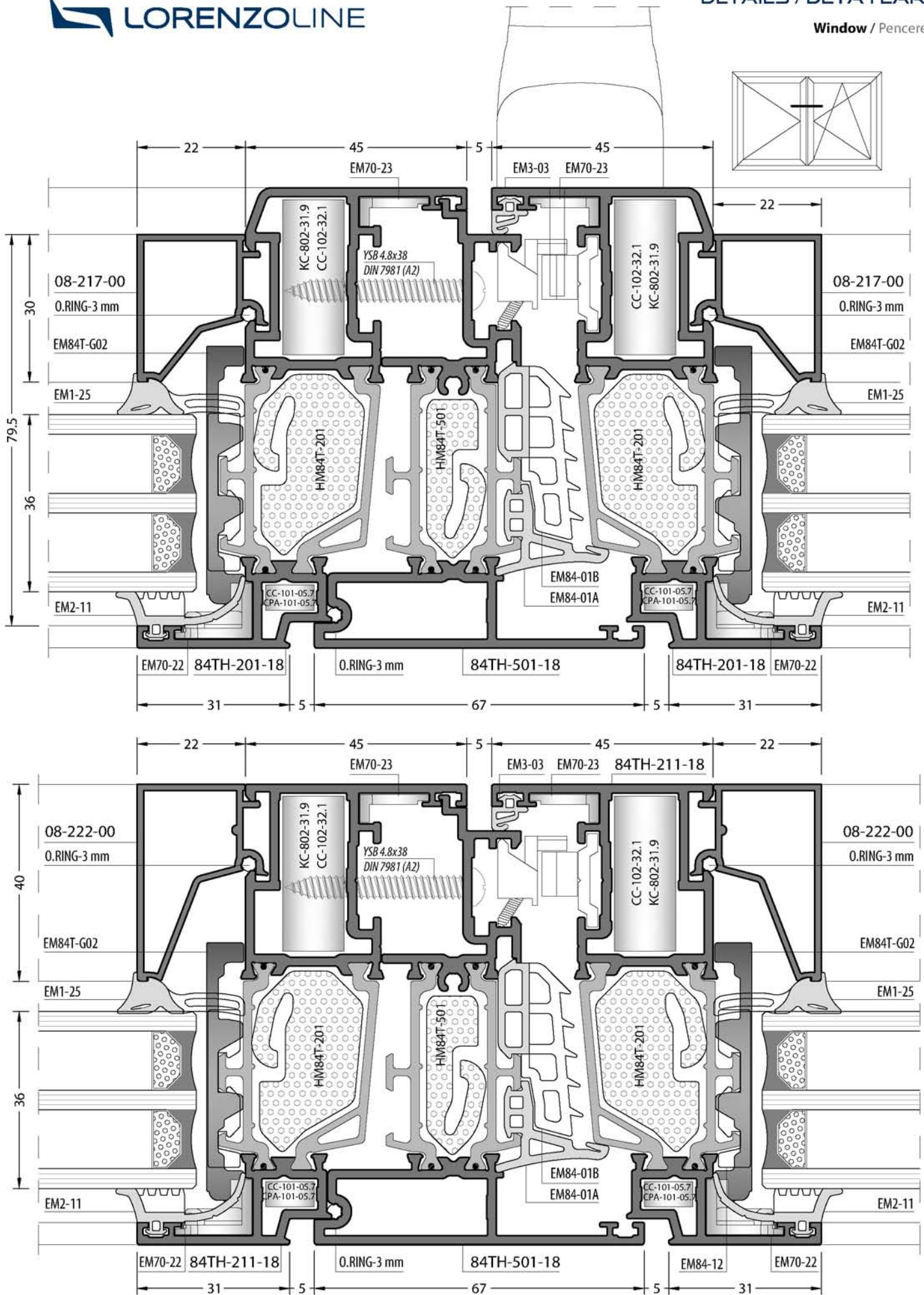


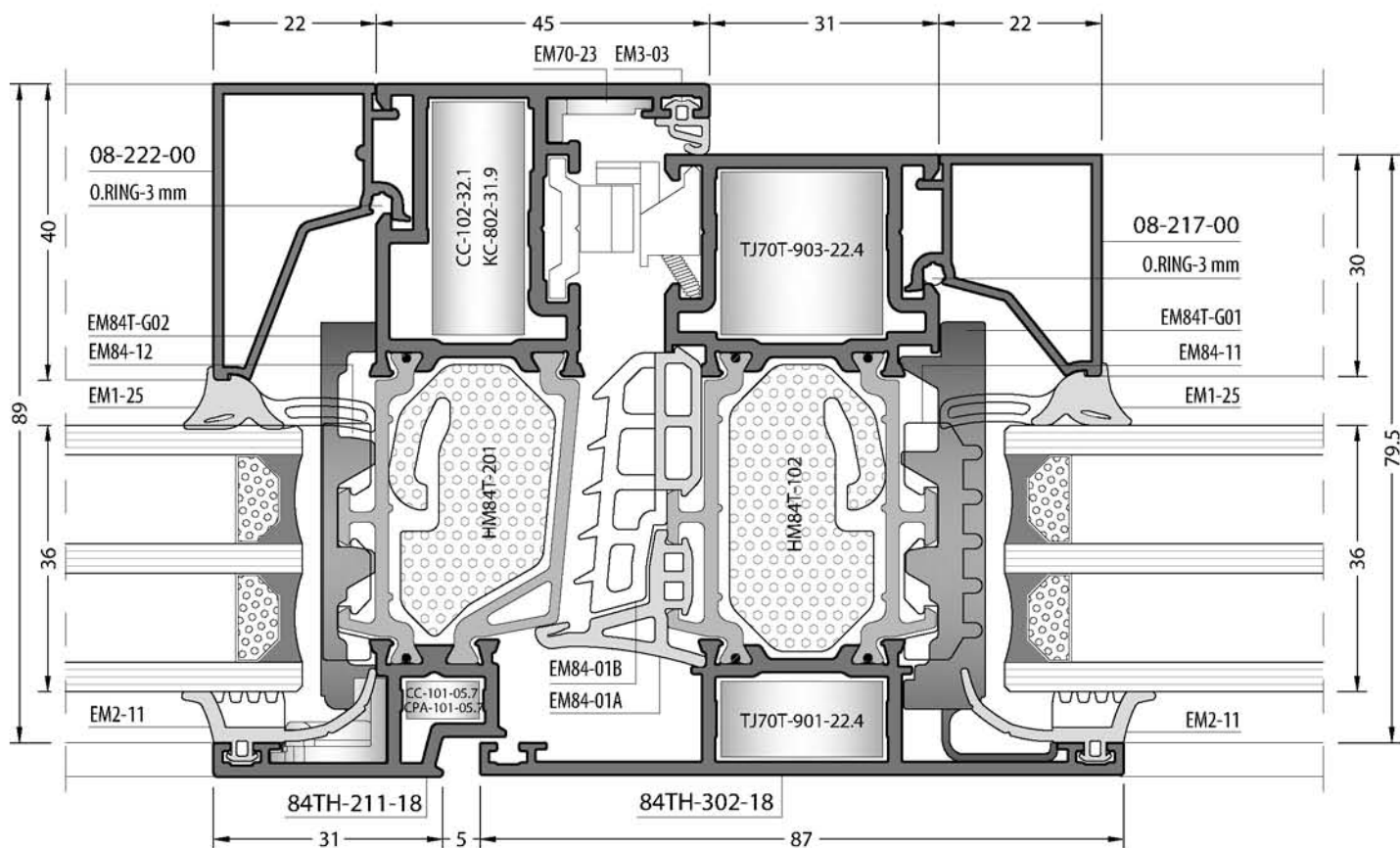
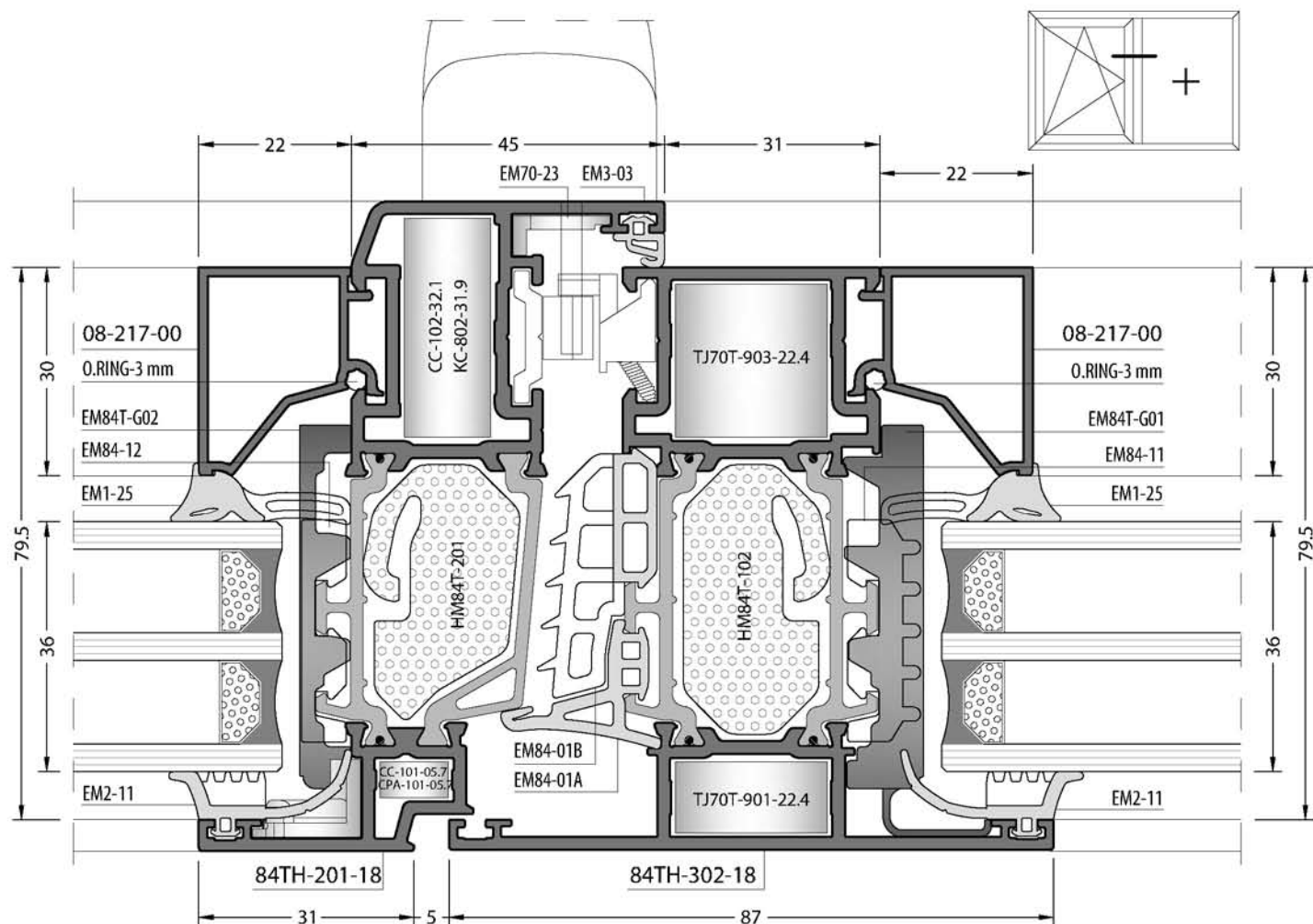




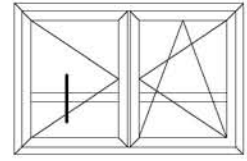




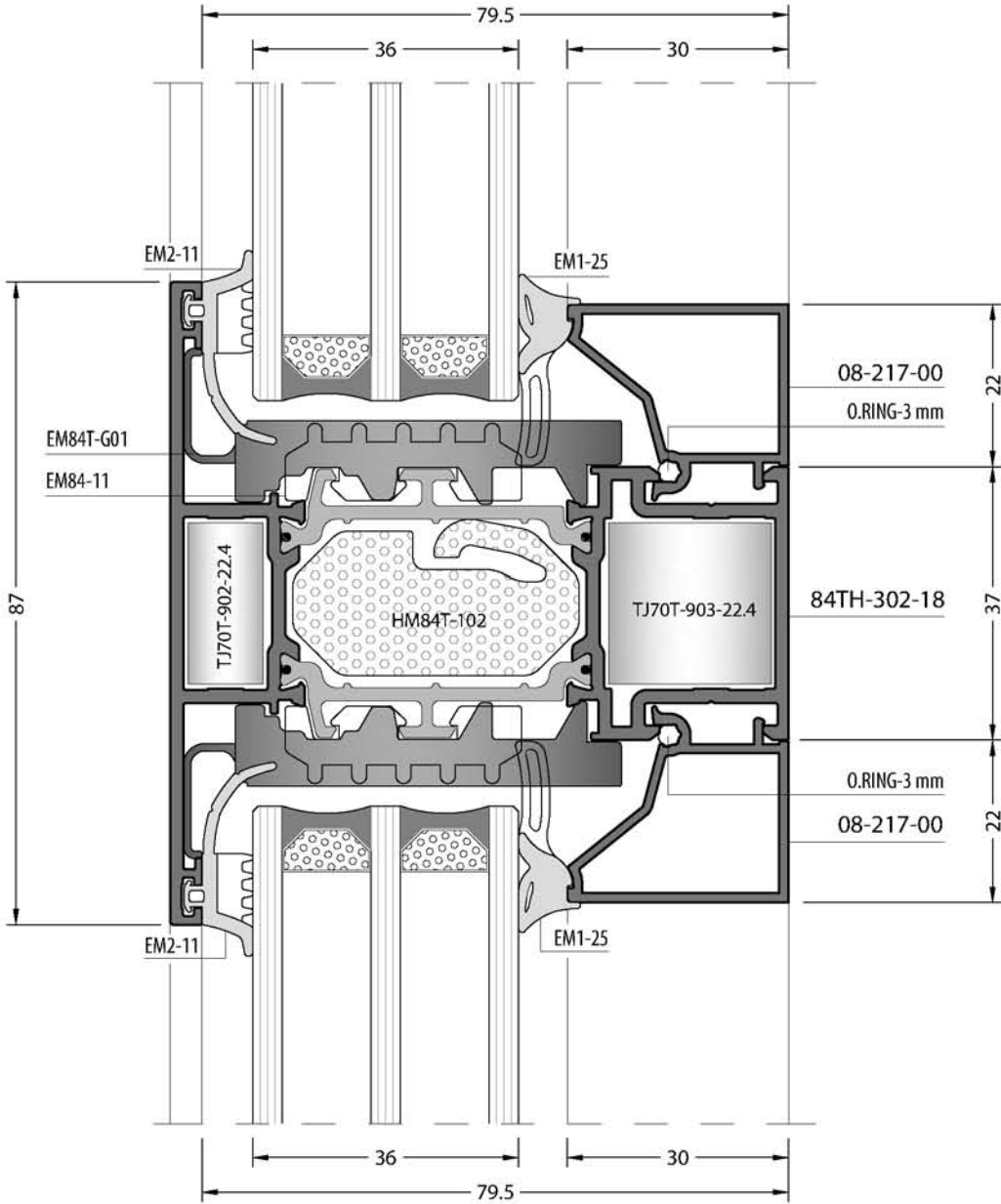


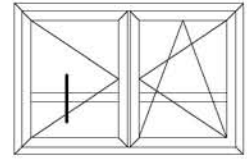




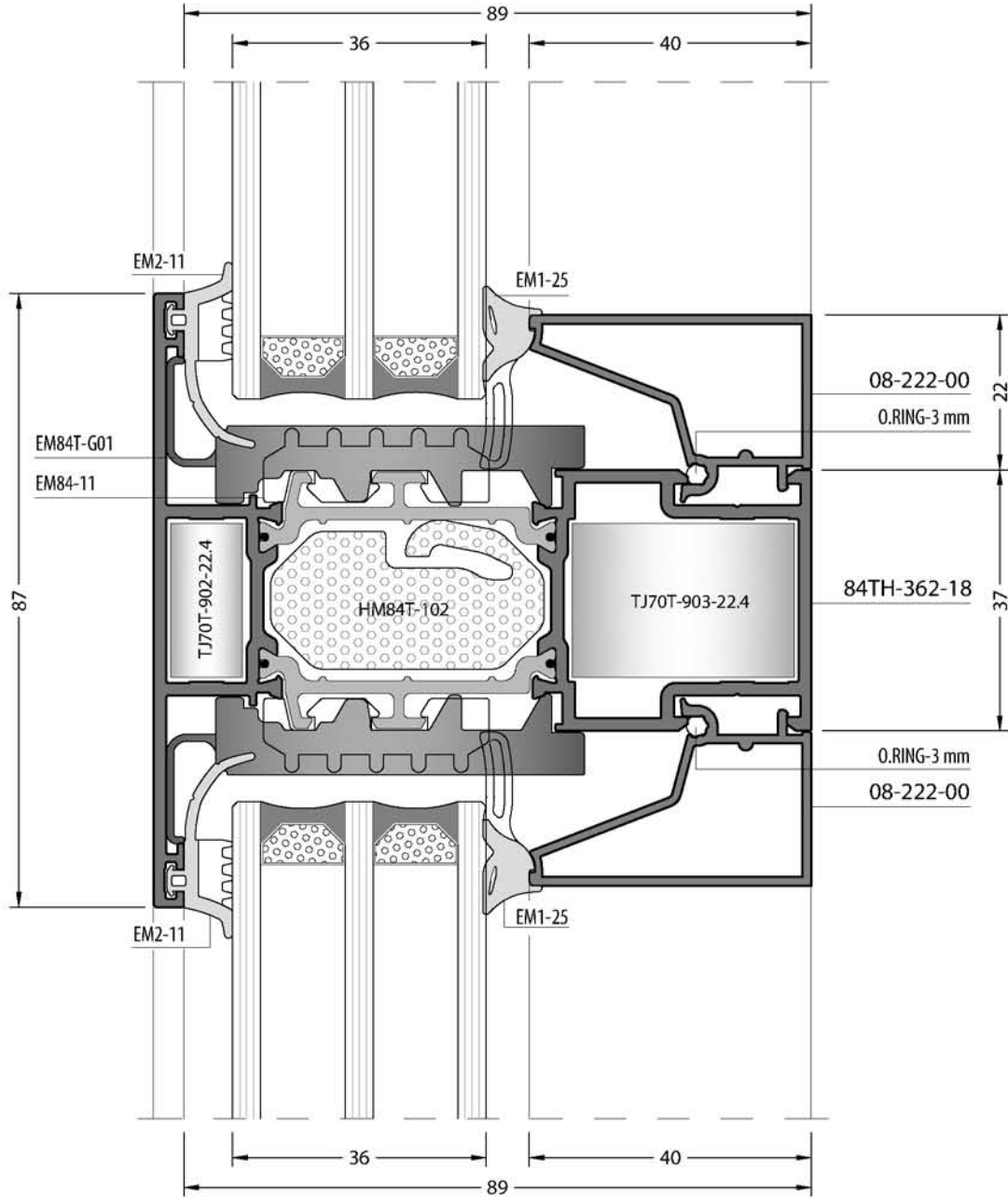


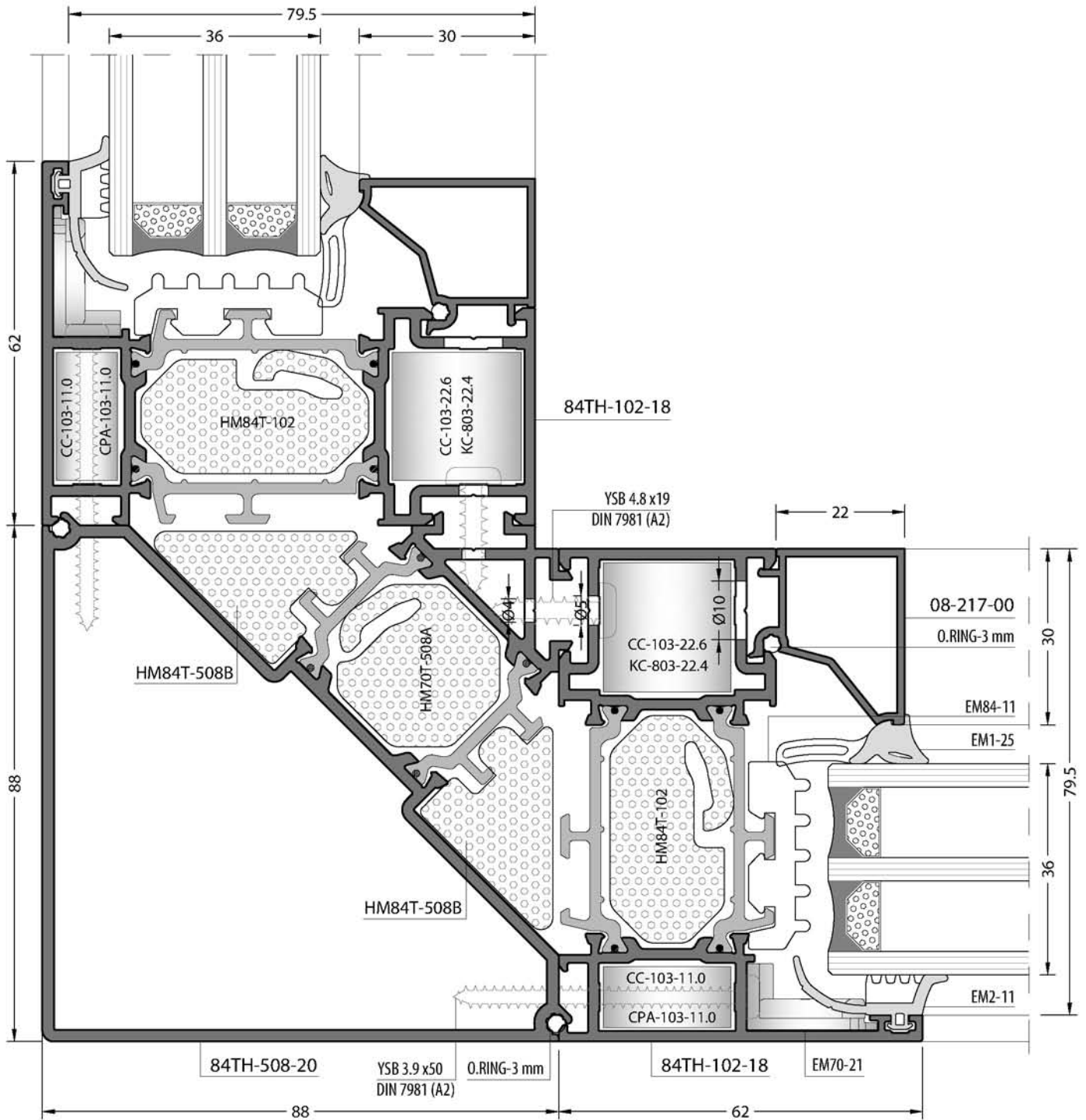
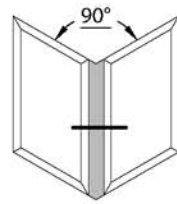
84T/TH-201-18, 84T/TH-202-18 Profilleri ile çalışmaktadır.



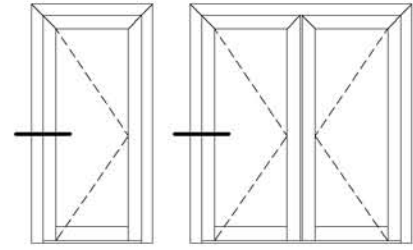


This is mullion profile for sash profiles. It is just working with sash profiles pointed at the below.  
 Bu profil kanat içi orta kayıttır. Sadece aşağıda belirtilen kanat profilleri ile çalışmaktadır.  
 84T/TH-211-18 , 84T/TH-212-18 , 84T/TH-216-18 , 84T/TH-217-18

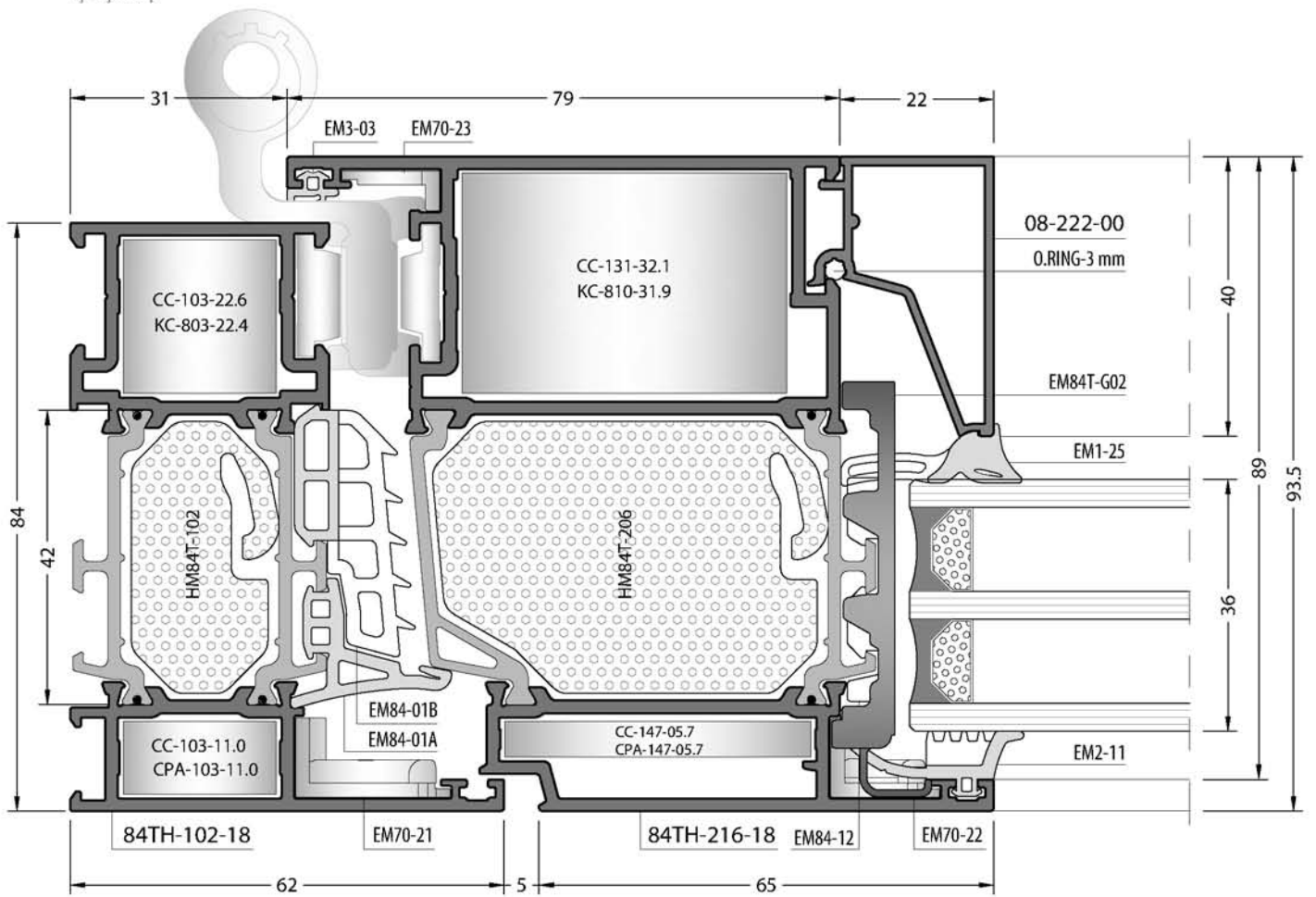




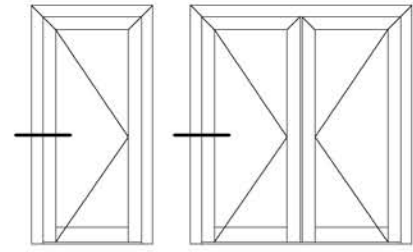




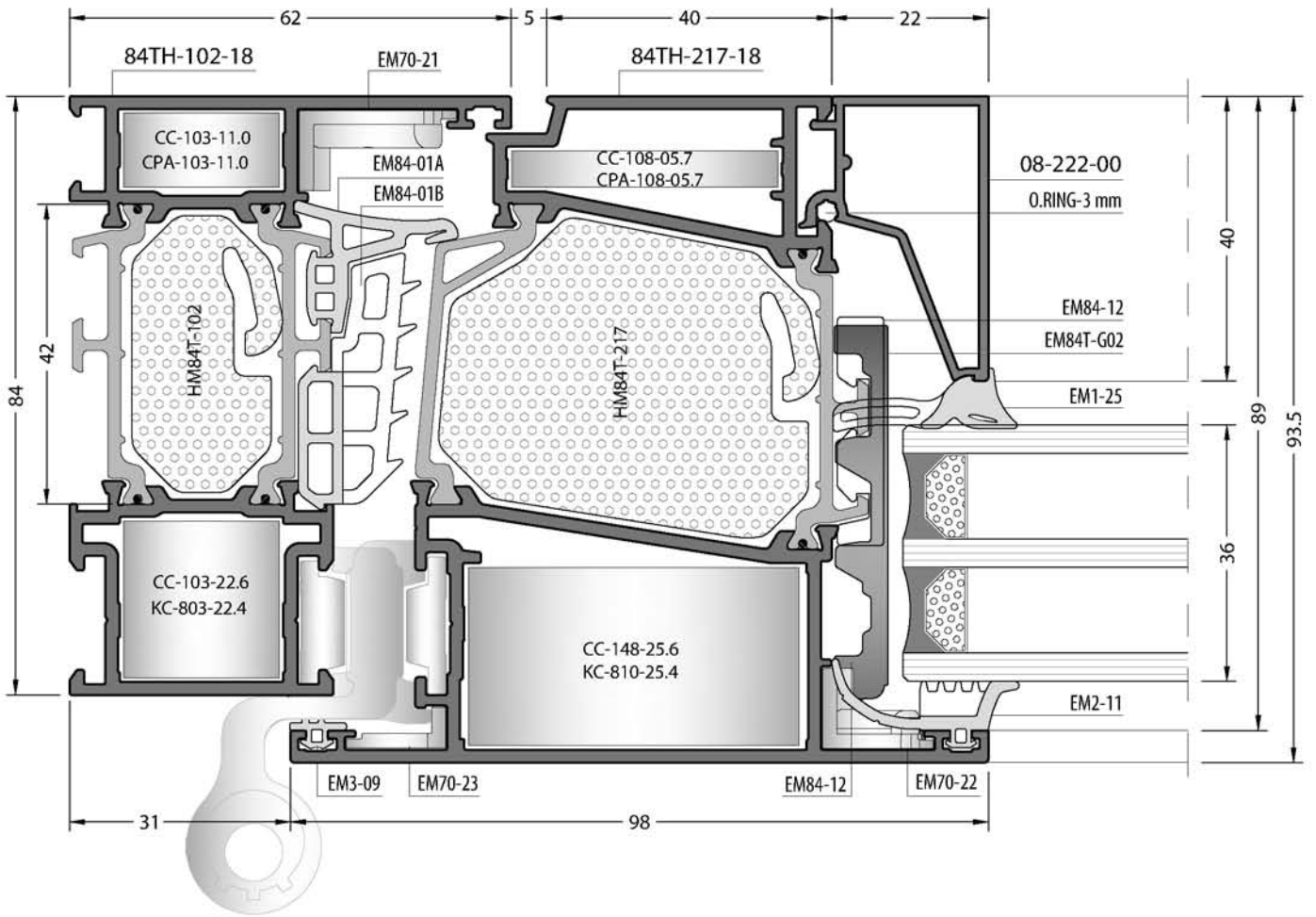
**Inside Opening Door**  
İçe Açılır Kapı

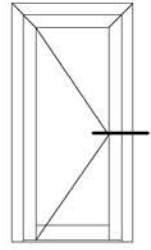




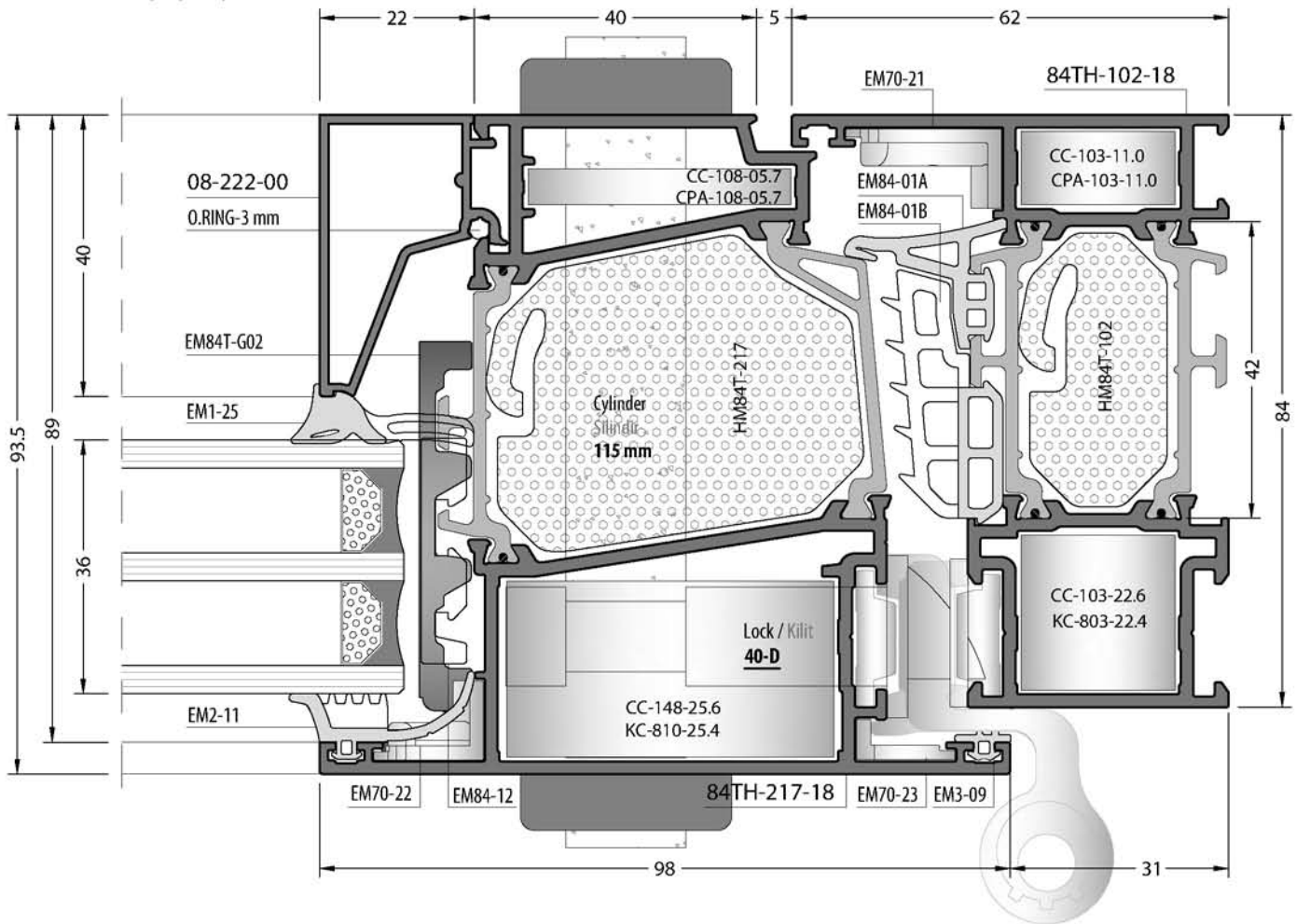


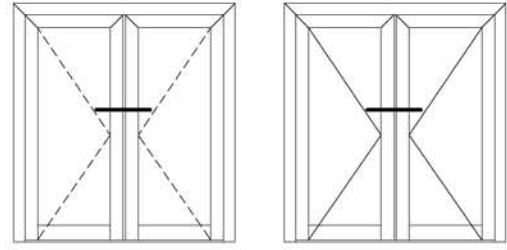
Outside Opening Door  
Dışa Açılır Kapı



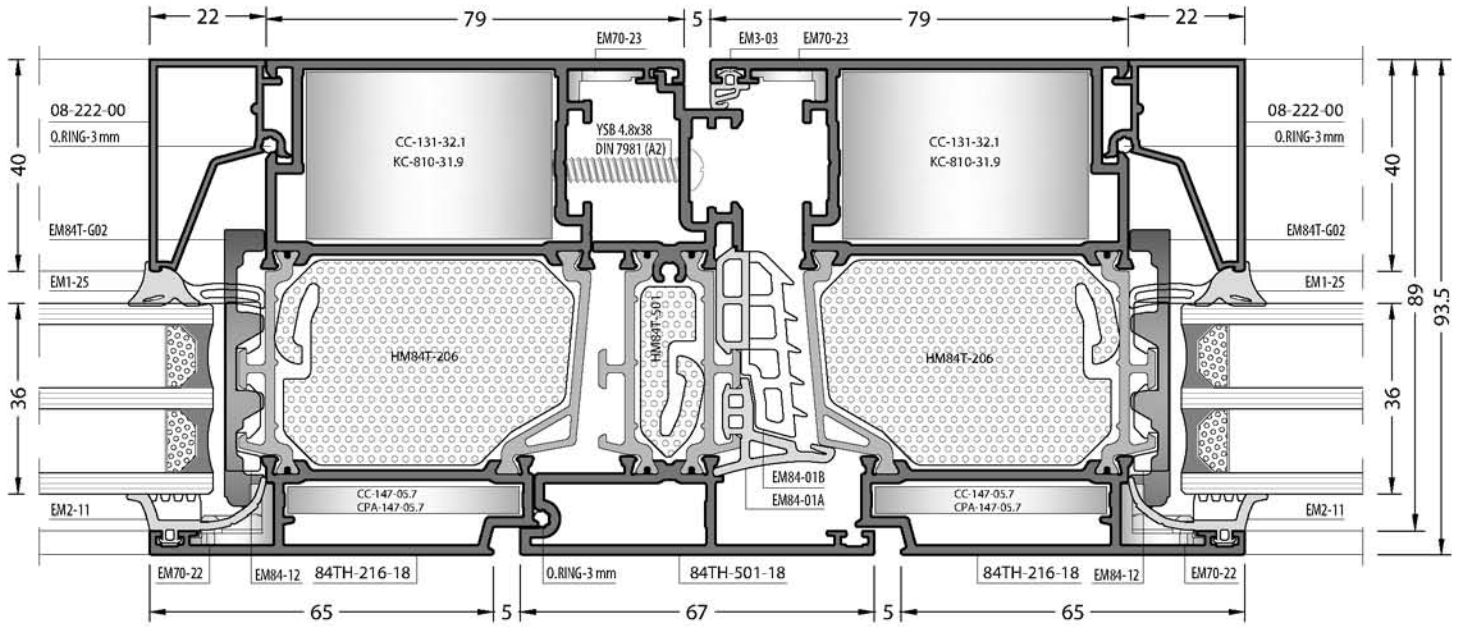


Outside Opening Door  
Dışa Açılır Kapı

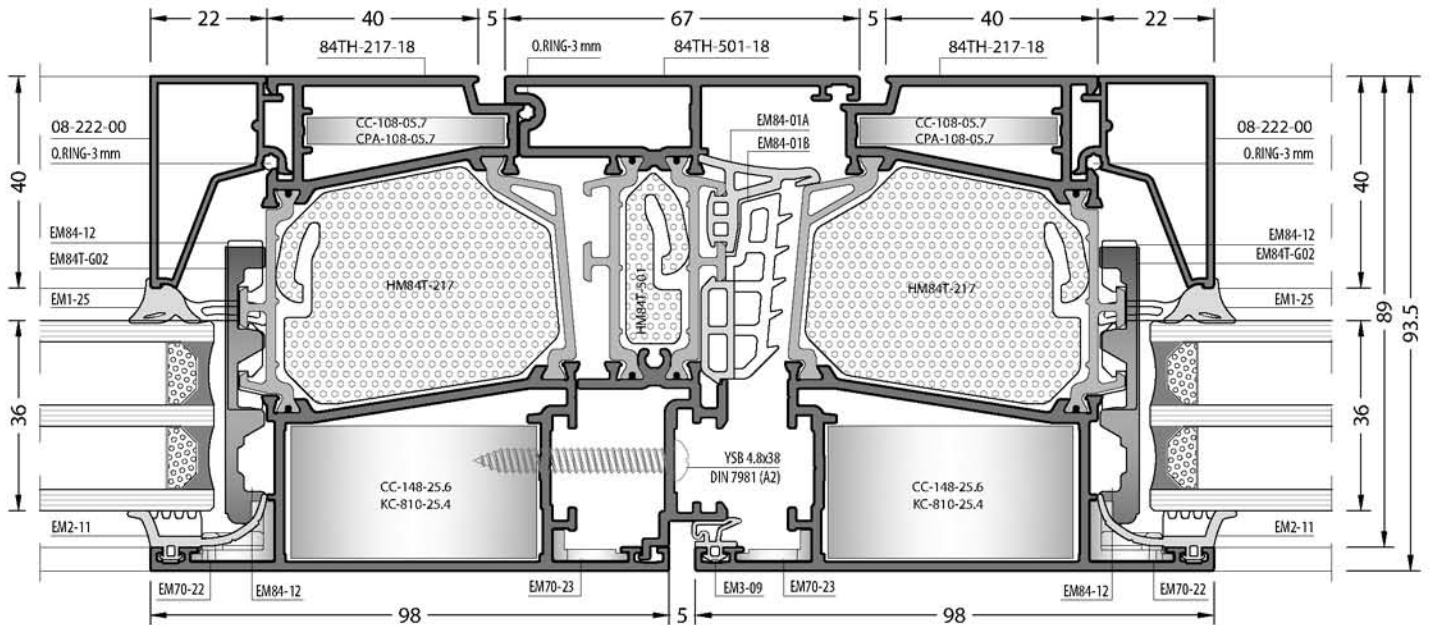




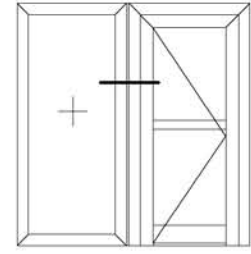
Inside Opening Door  
İçe Açılır Kapı



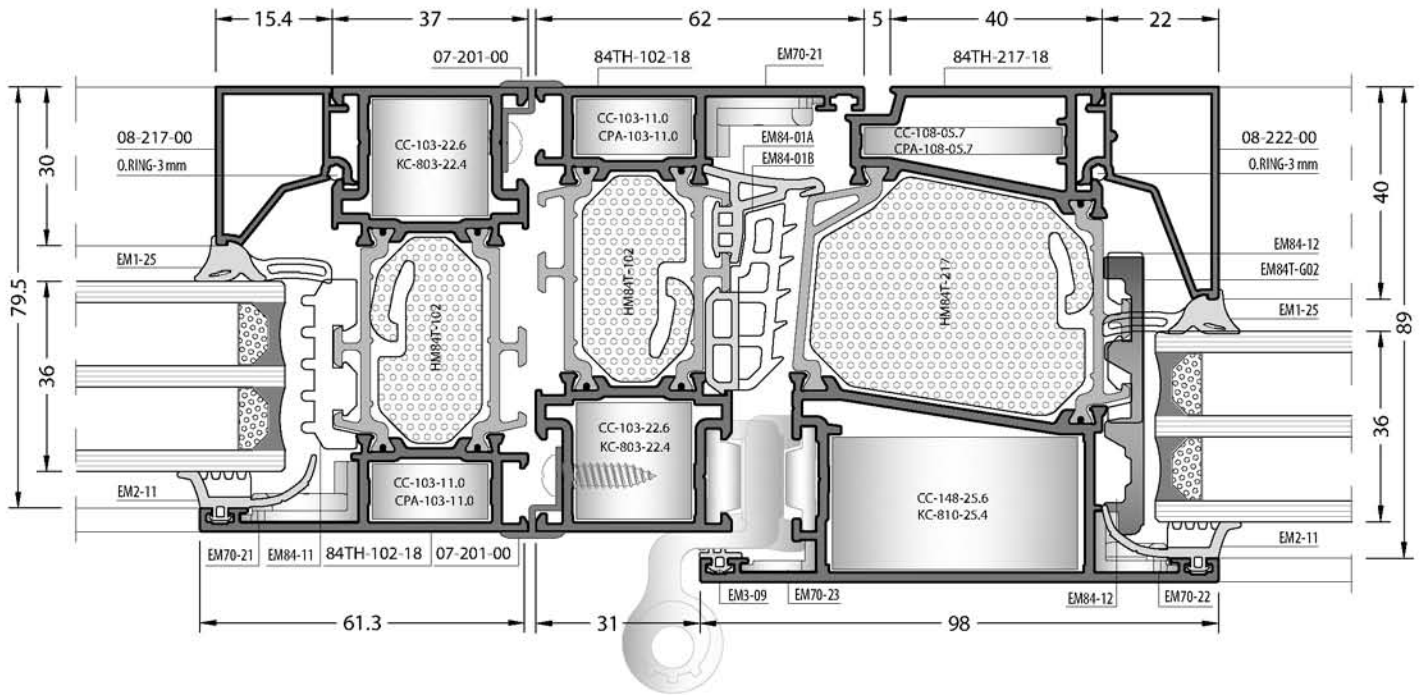
Outside Opening Door  
Dışa Açılır Kapı



Not scaled / Ölçeksizdir

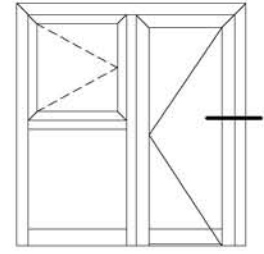


Outside Opening Door  
Dışa Açılır Kapı

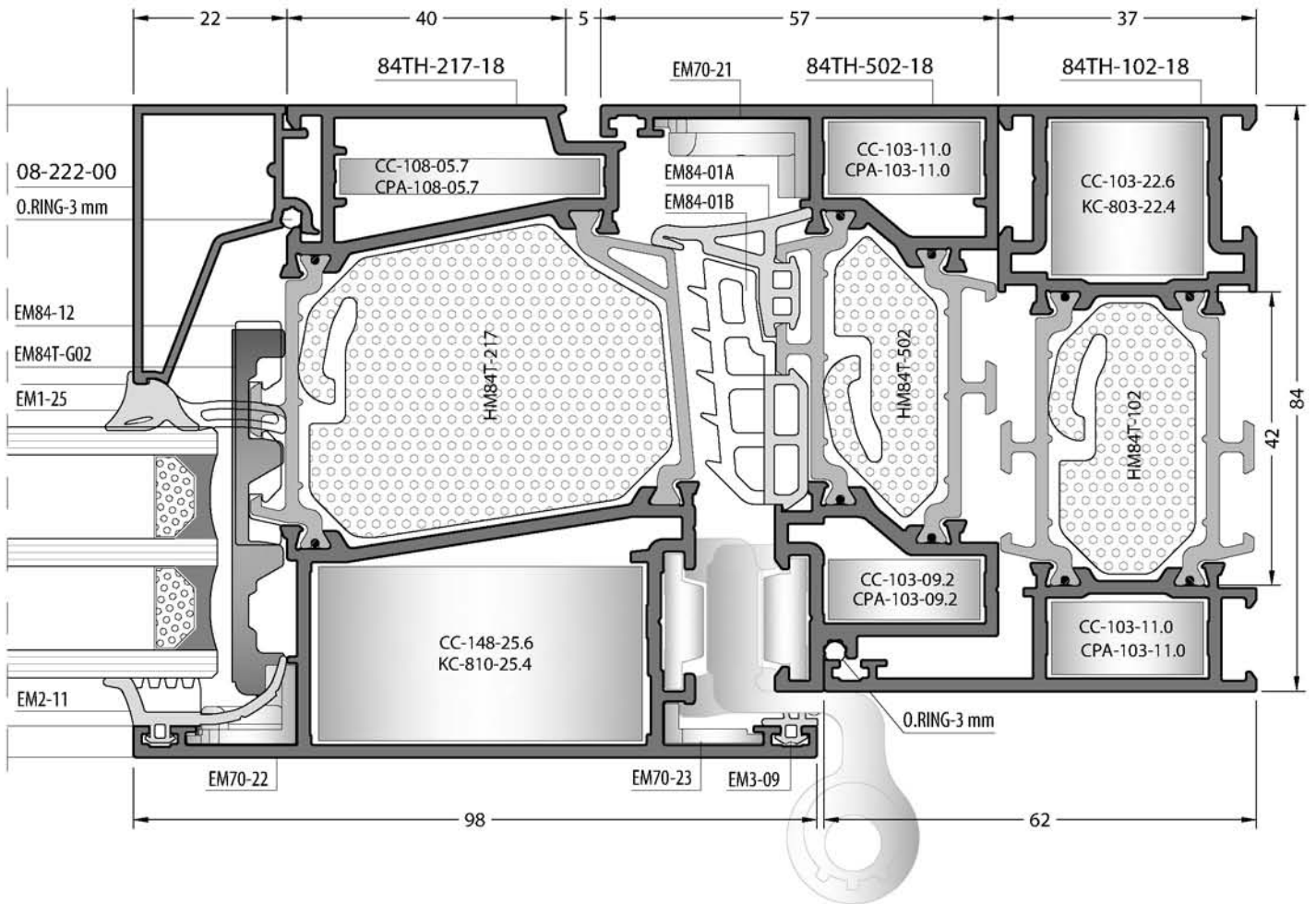


Not scaled / Ölçeksizdir

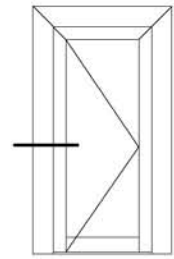




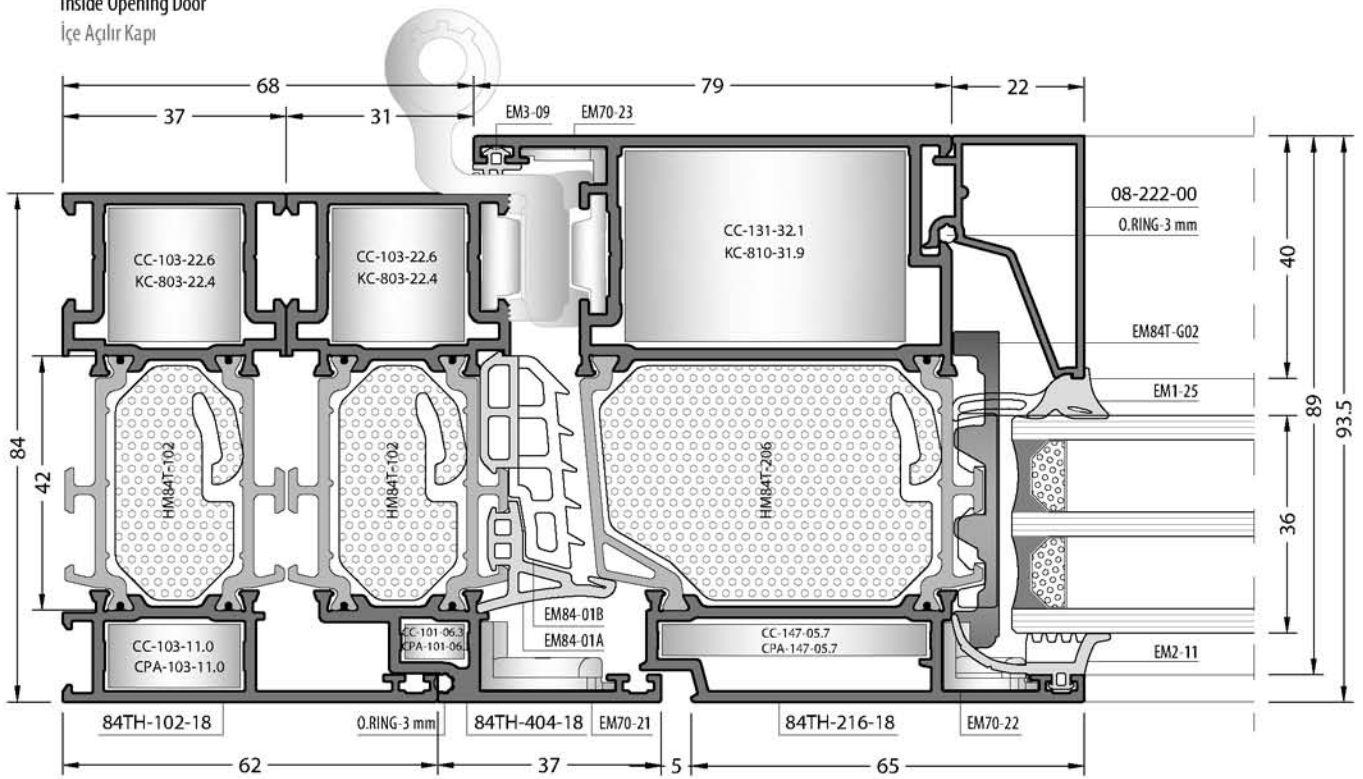
Inside Window and Outside Opening Door  
İçe Açılır Pencere ve Dışa Açılır Kapı

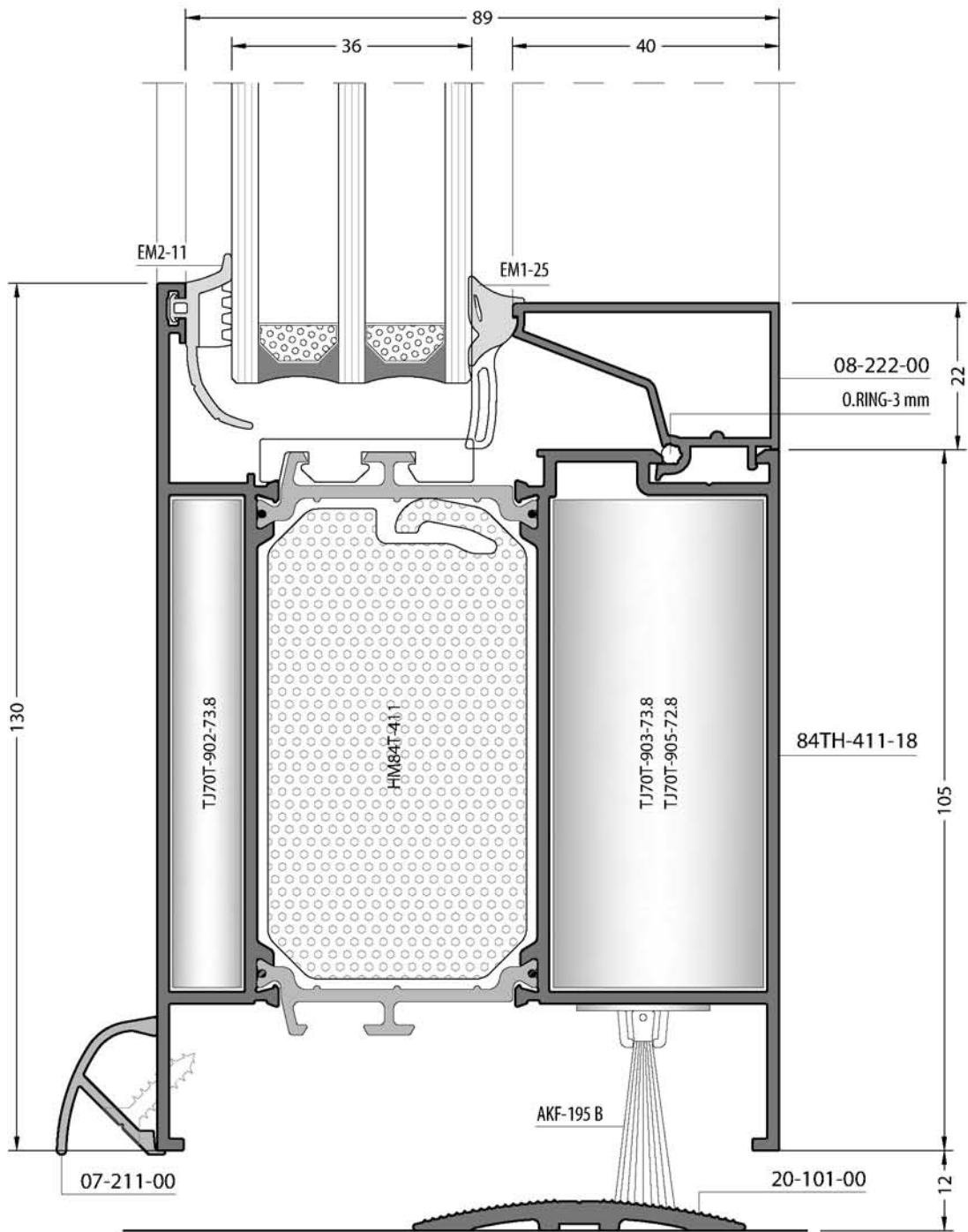
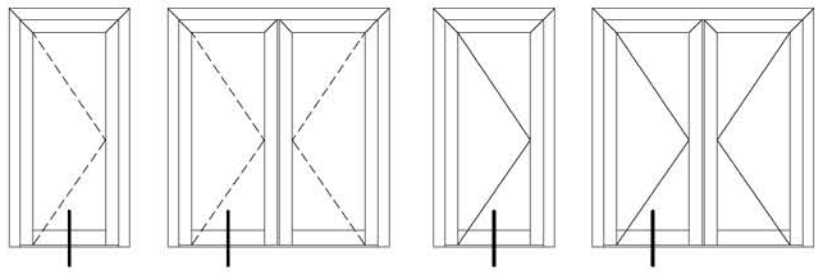


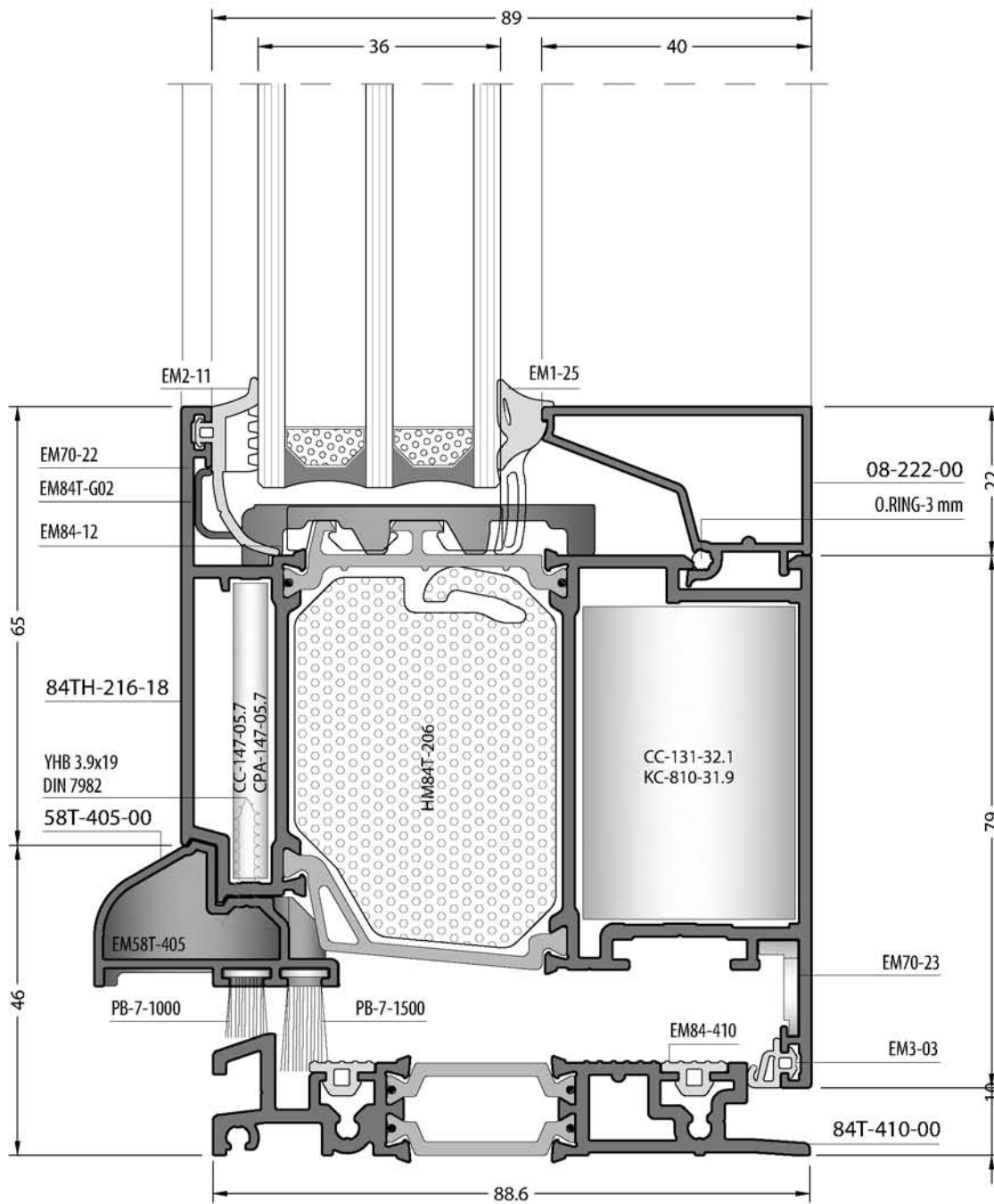
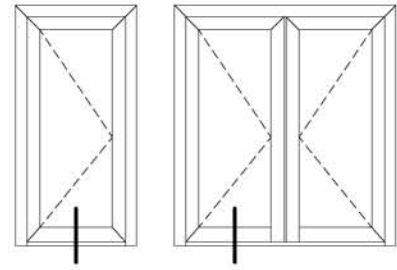


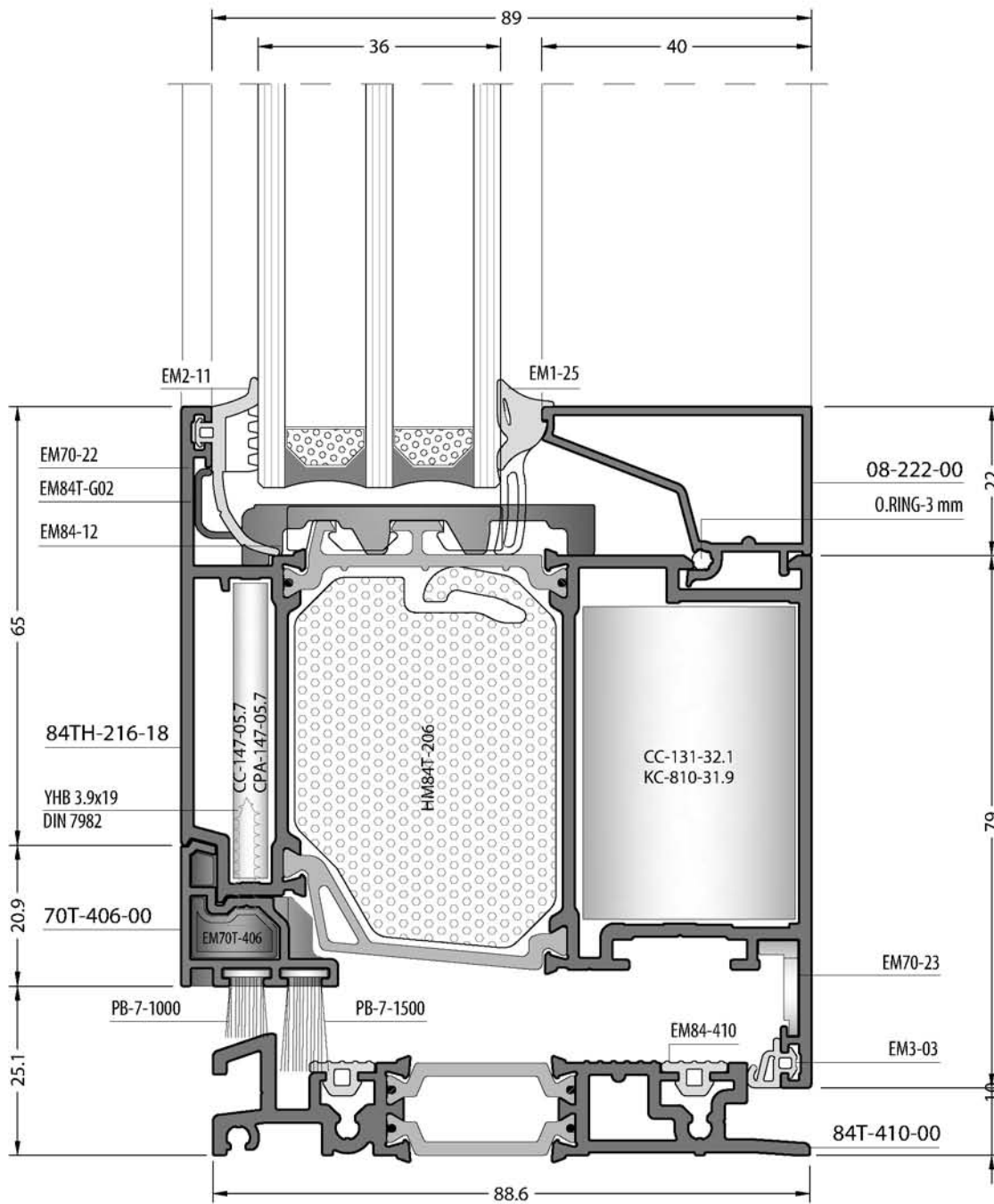
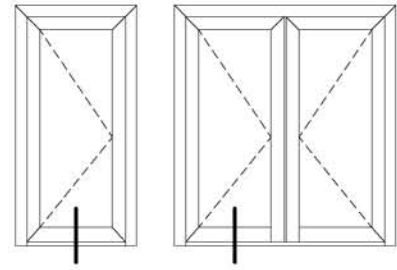


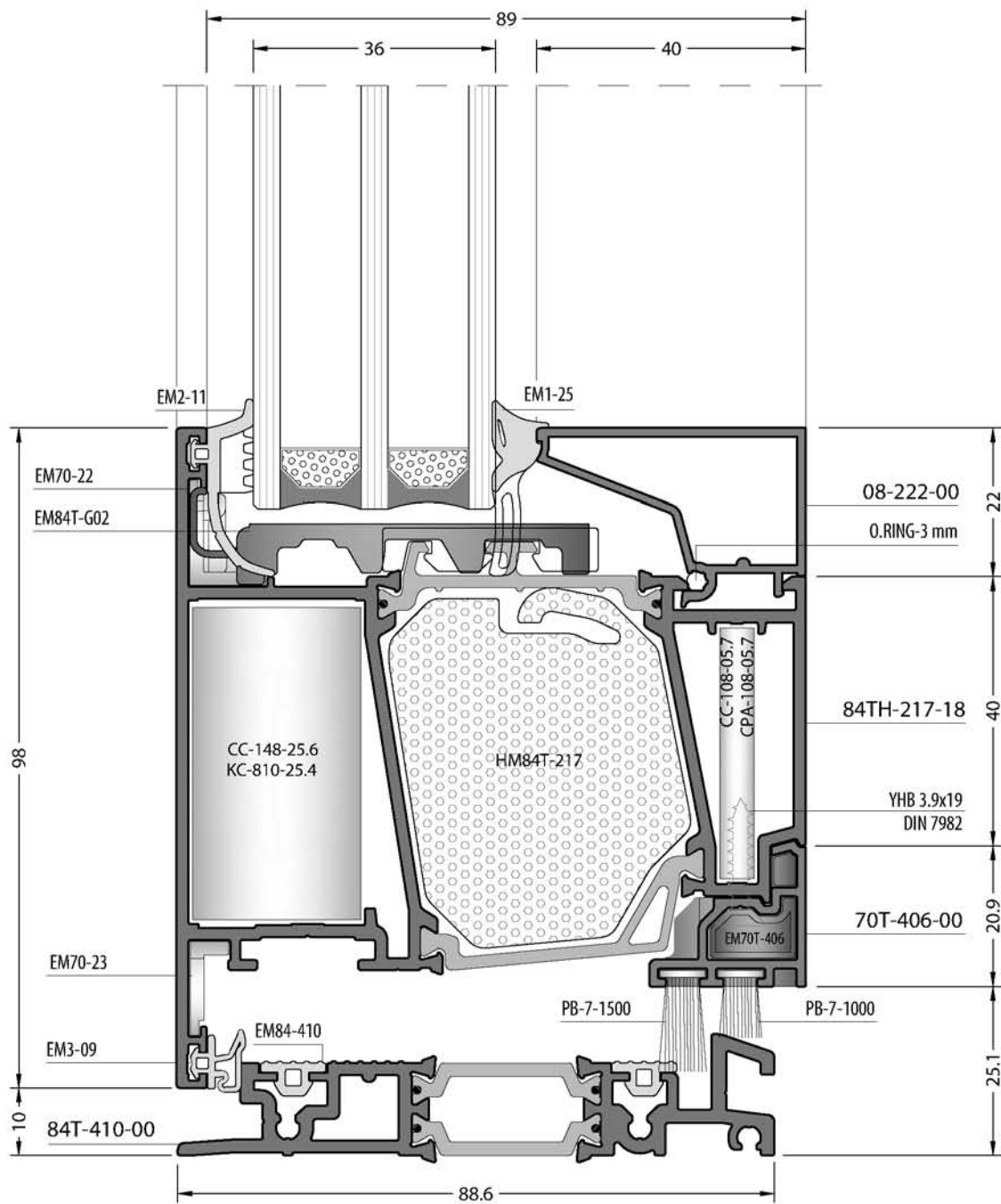
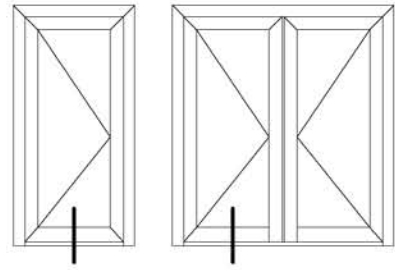
Inside Opening Door  
İçe Açılır Kapı

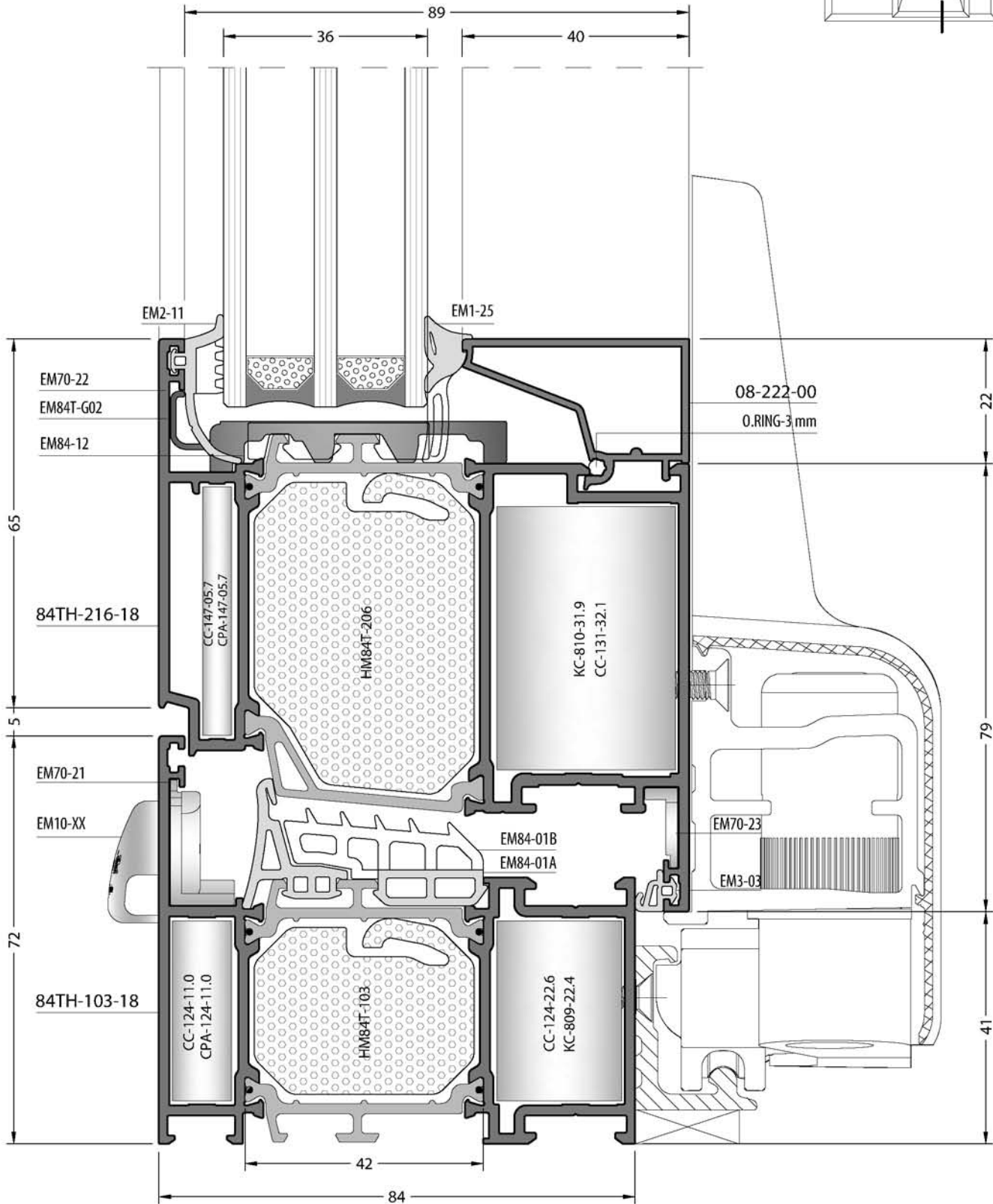
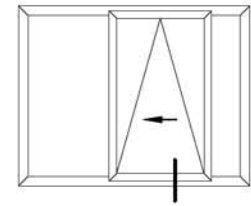


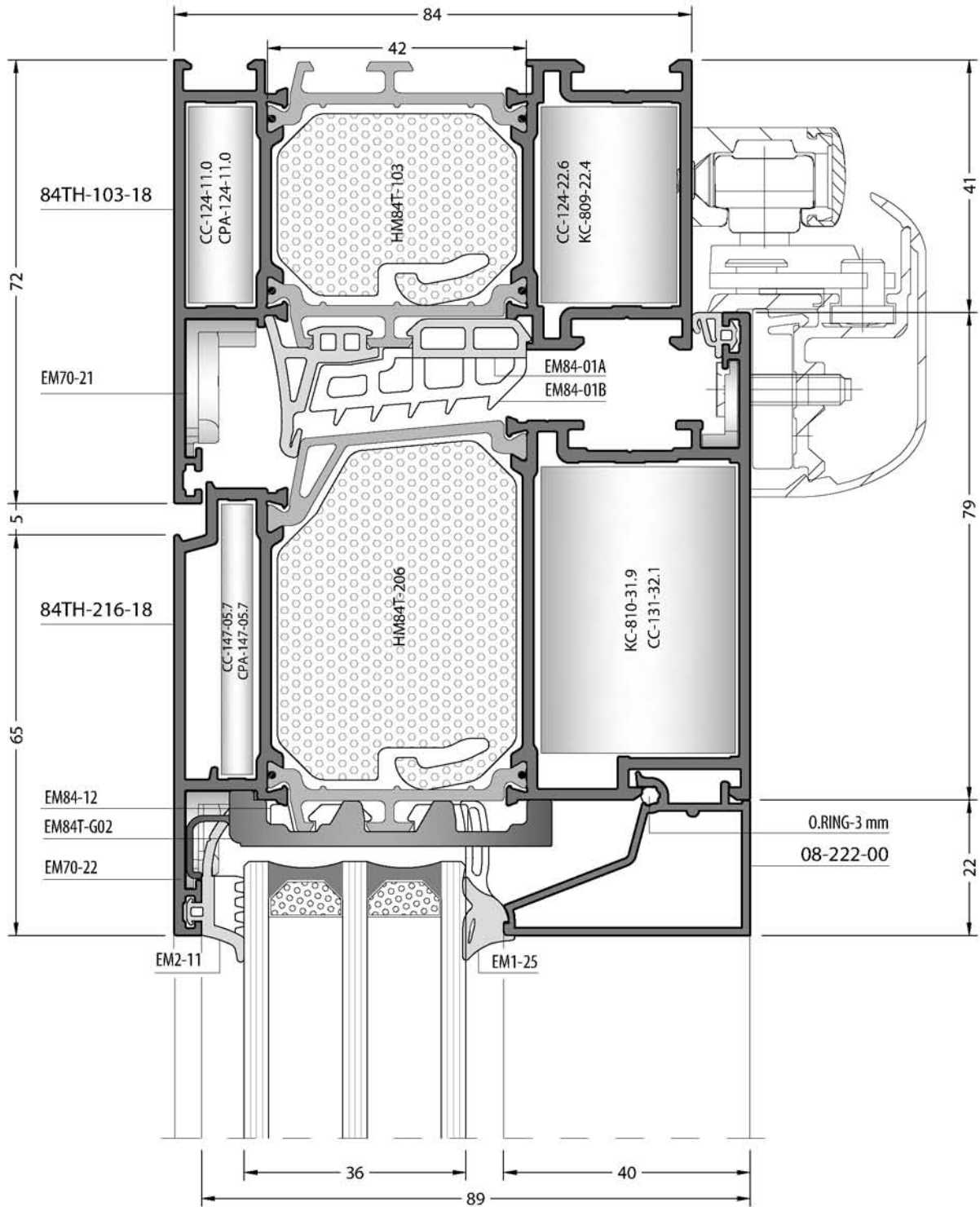
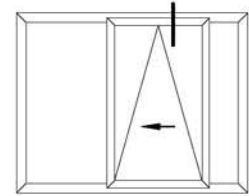


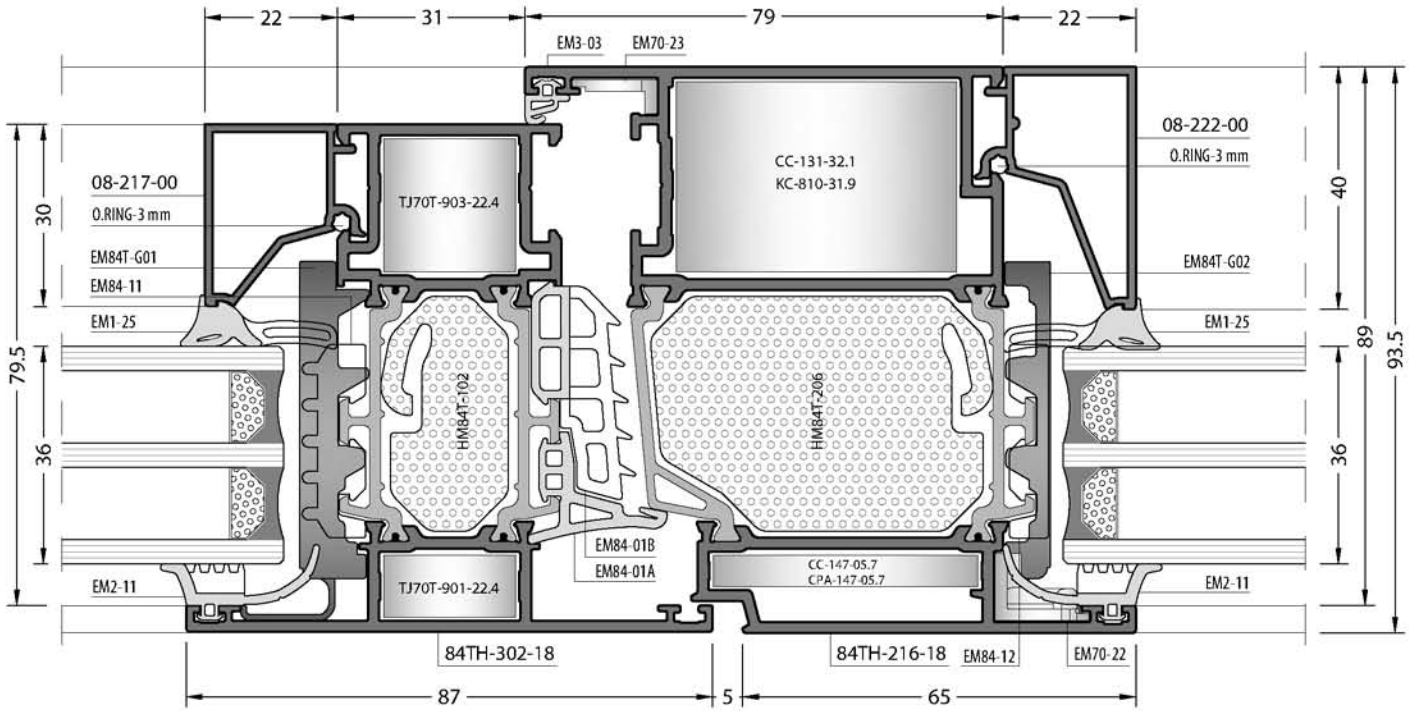
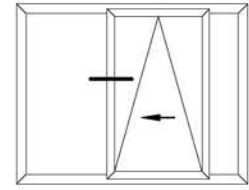




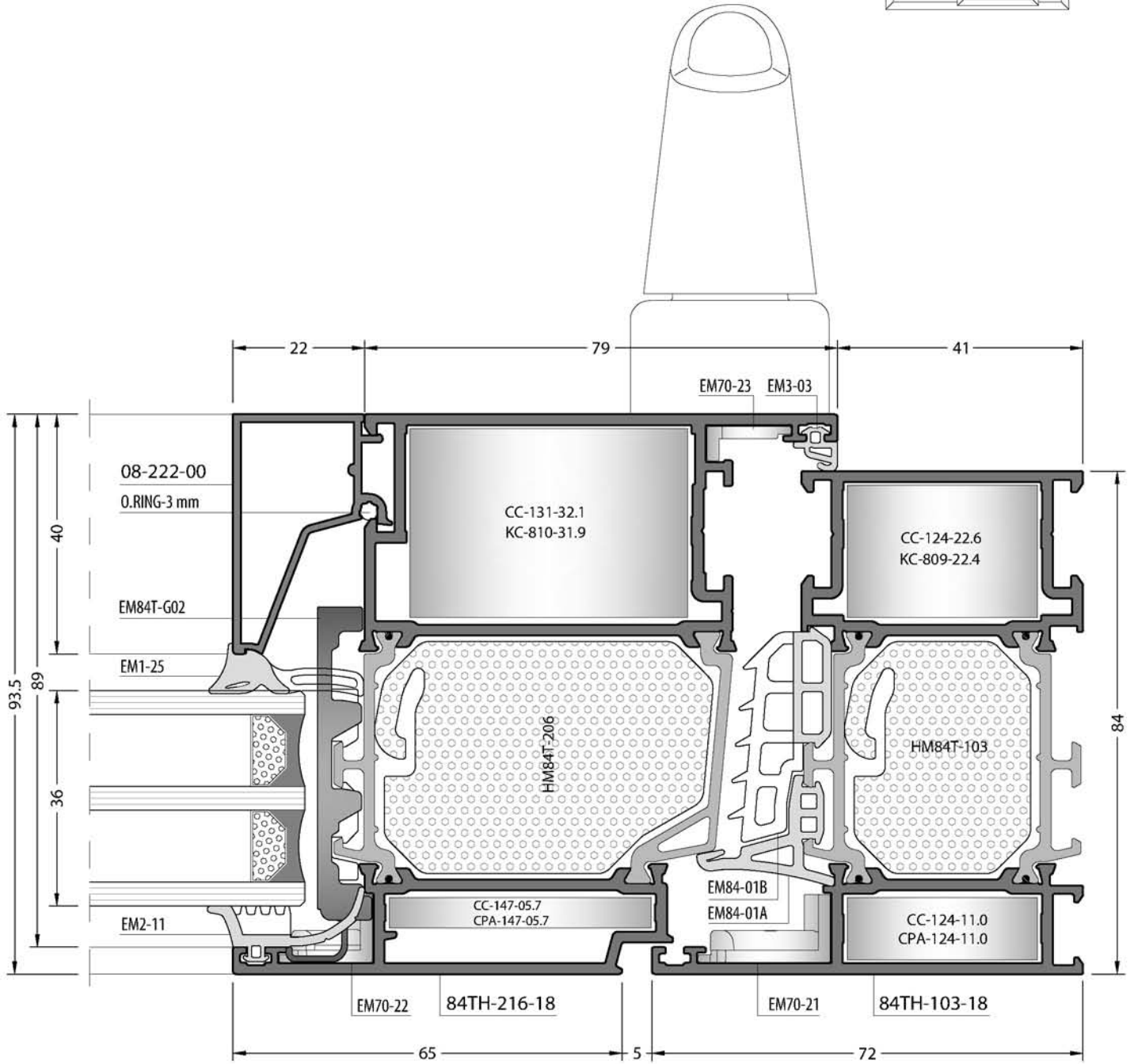
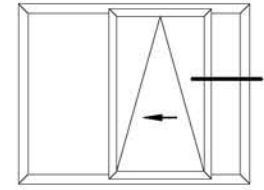


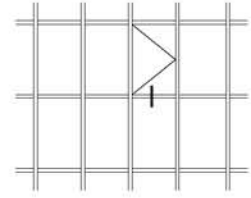




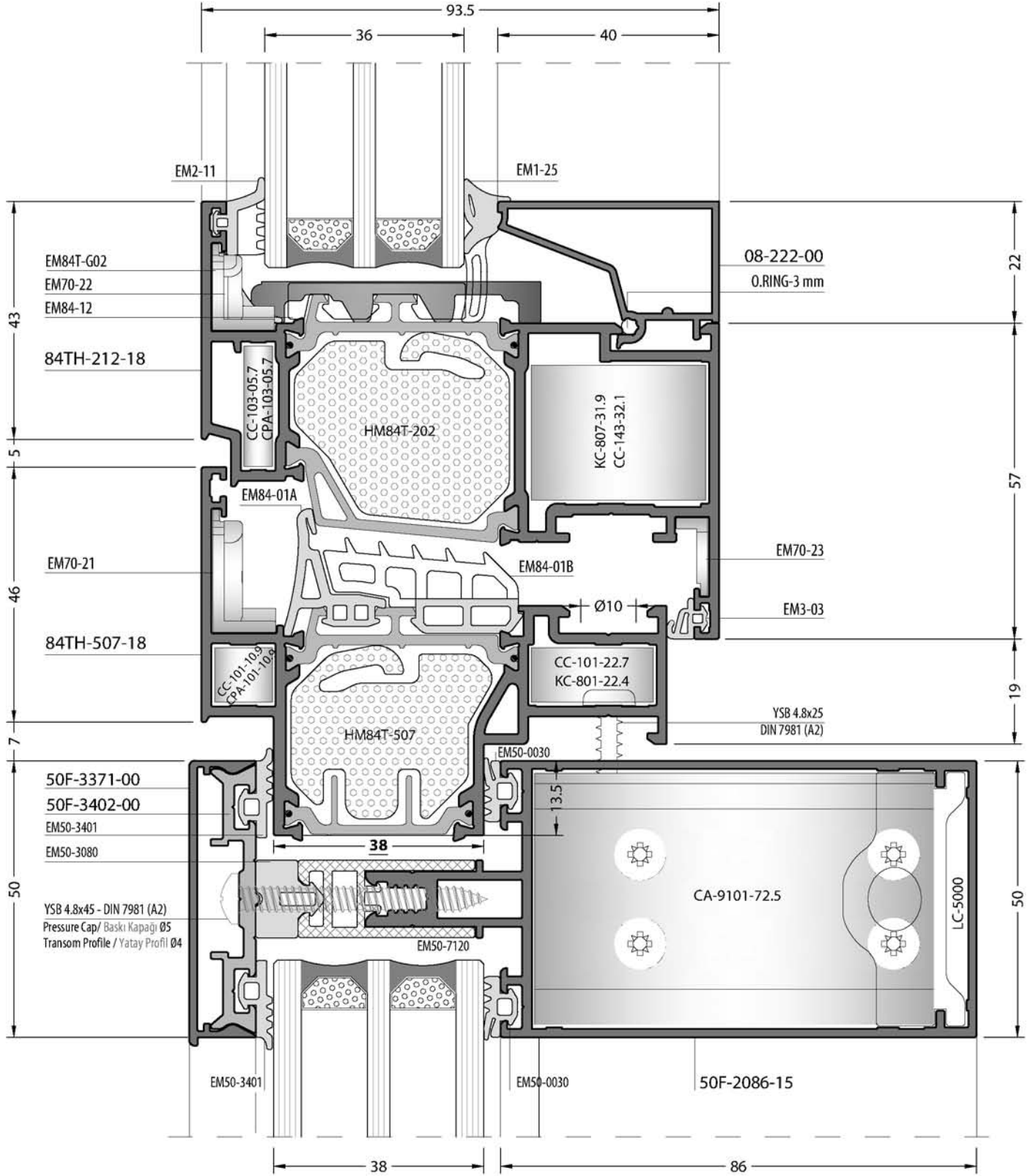


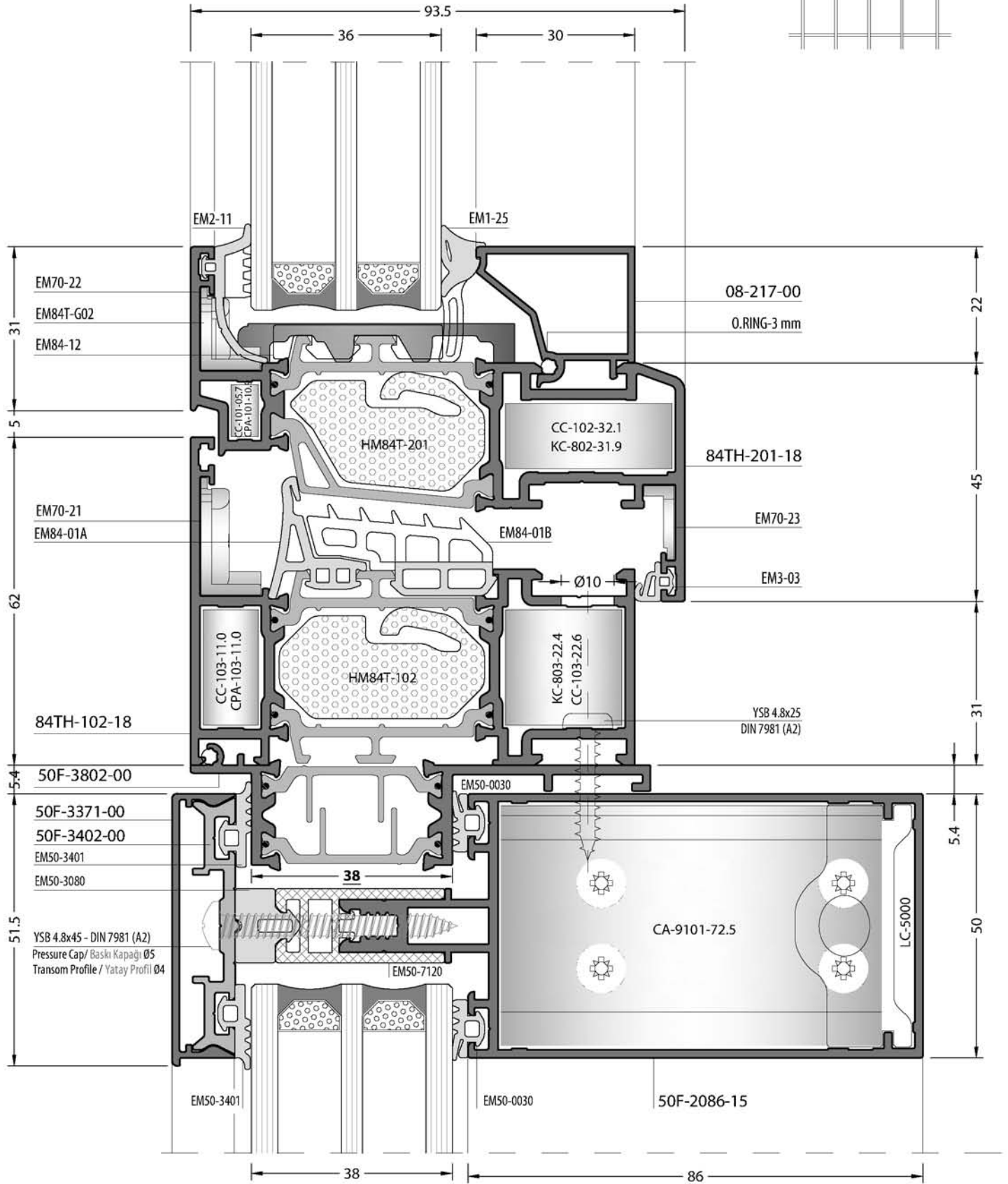
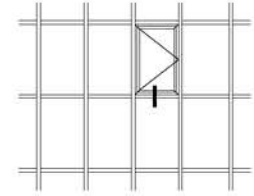




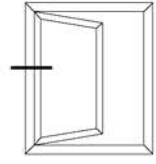


**84TH - 84T Cephe Adaptörlü / 84TH - 84T Facade With Adapter**



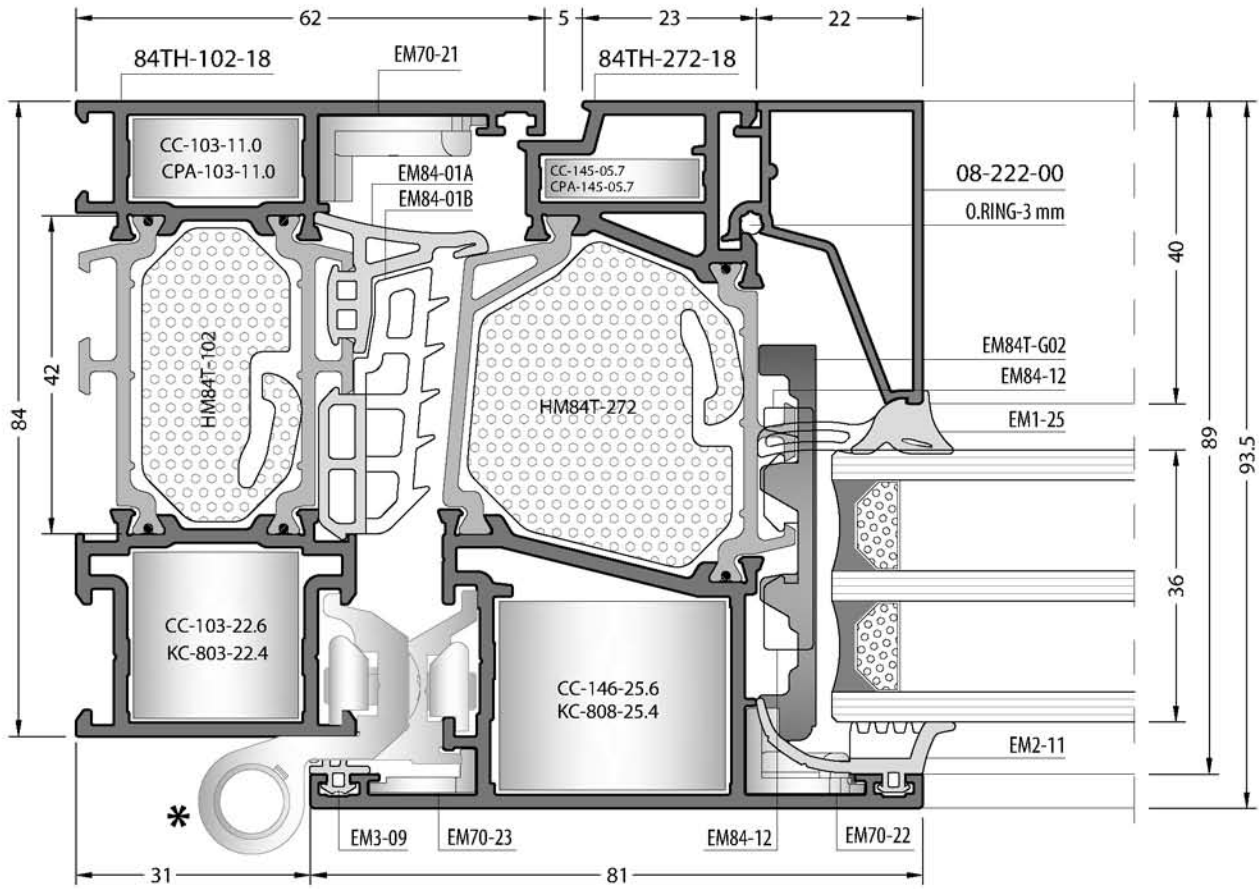


OUTWARDS  
DIŐA AÇILIMLAR

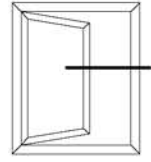


**Exterior Window Sash Profile Details**

DıŐa Açılır Pencere Kanat Profil Detayları

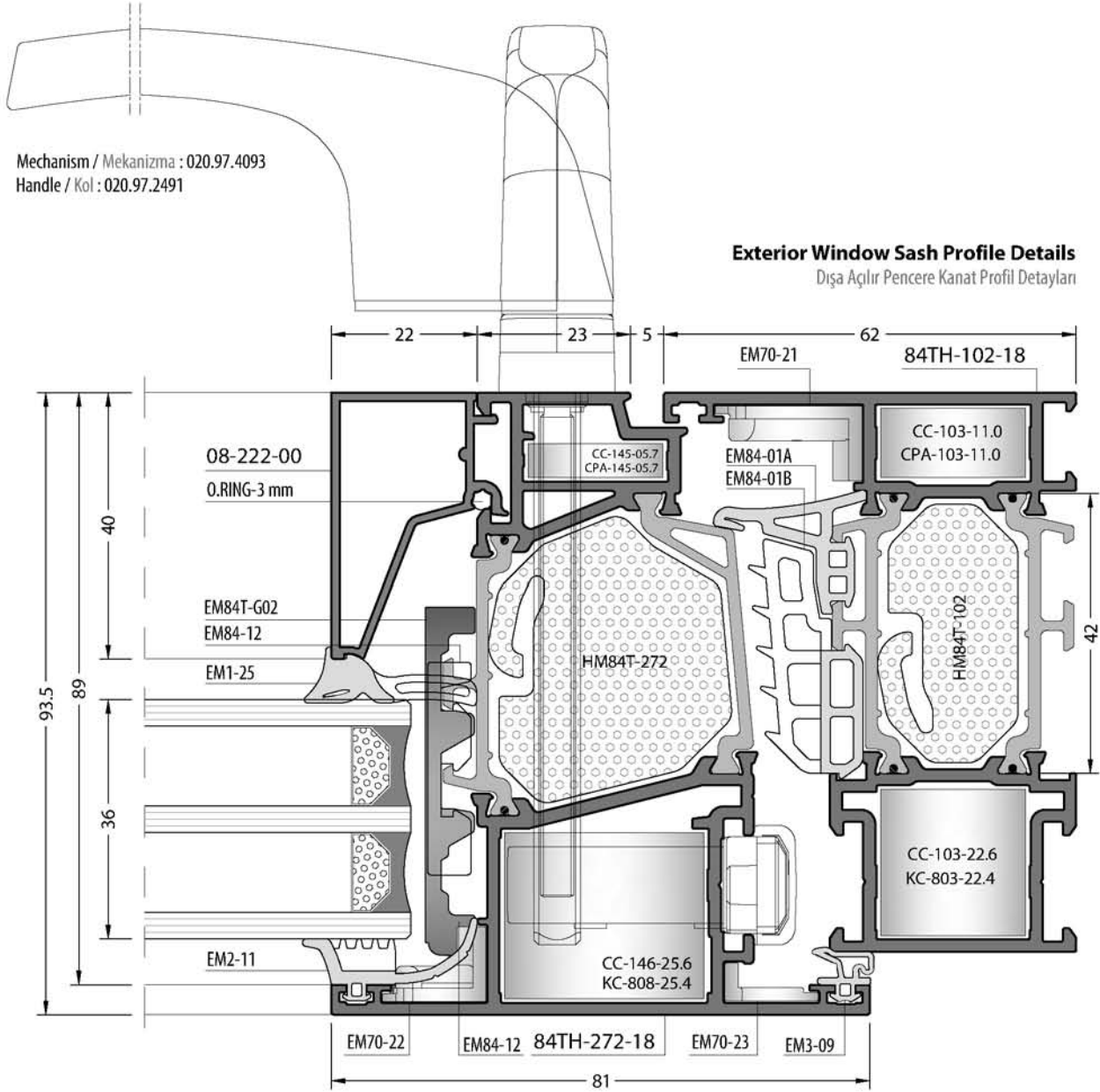


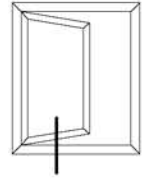
**\* If window hinges are used, friction hinge on page 3 should not be used.**  
Eđer pencere menteŐesi kullanılıyorsa, sayfa 3 'te olan makas kullanılmamalı.



Mechanism / Mekanizma : 020.97.4093  
Handle / Kol : 020.97.2491

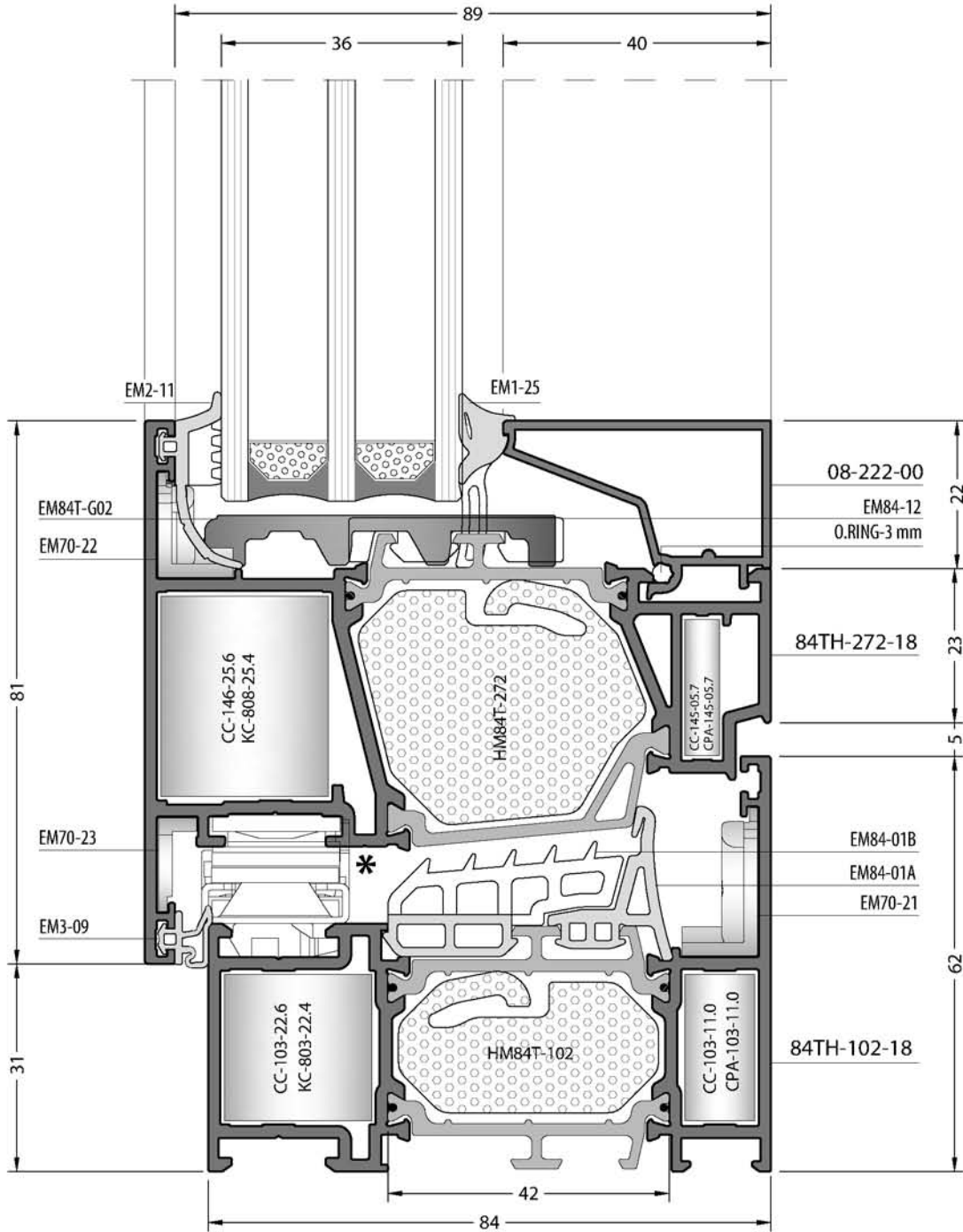
**Exterior Window Sash Profile Details**  
DıŐa Açılır Pencere Kanat Profil Detayları



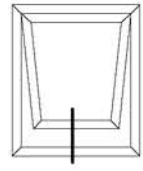


**Exterior Window Sash Profile Details**

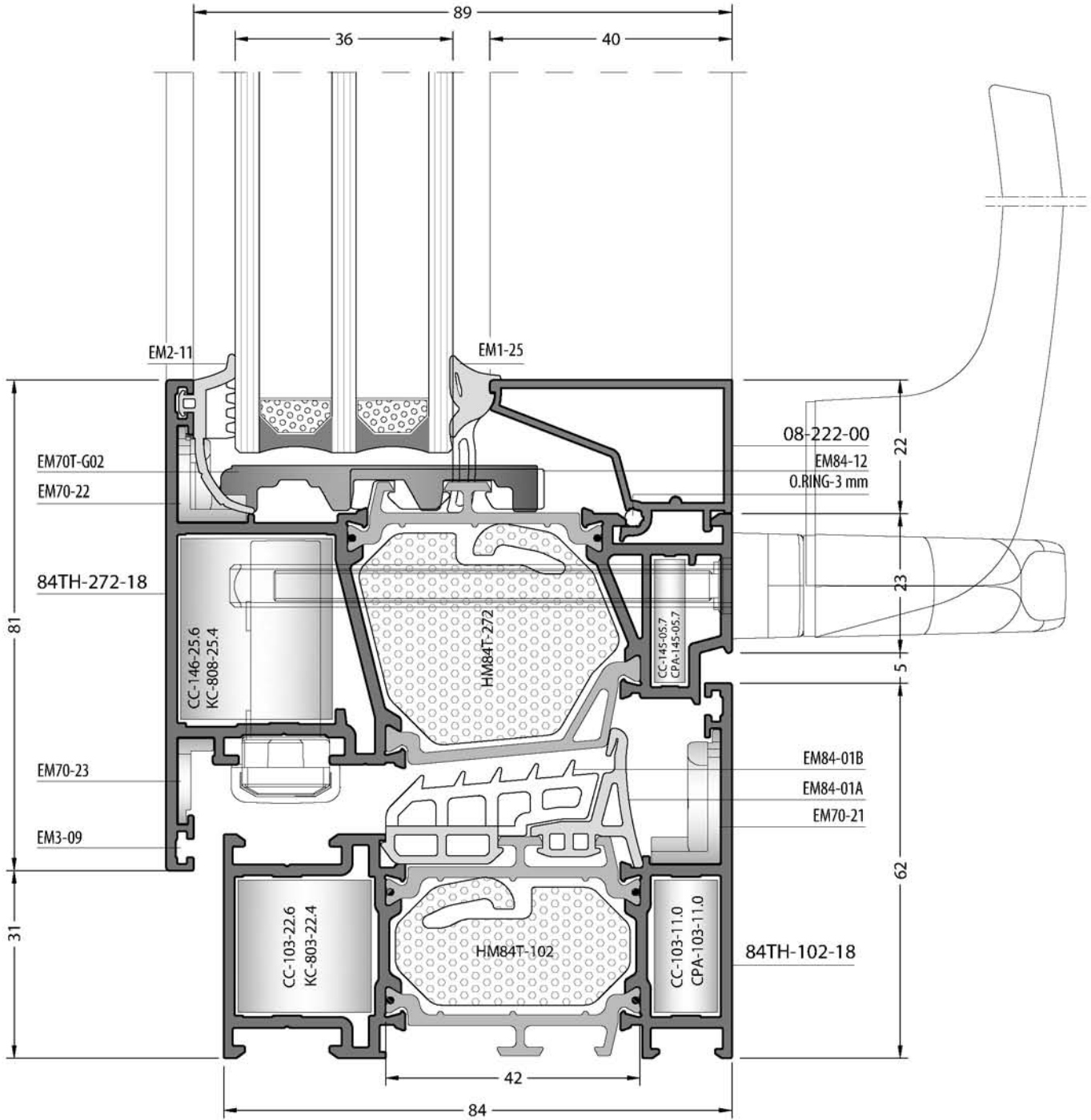
DıŐa Açılır Pencere Kanat Profil Detayları



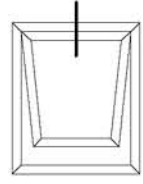
**\* If friction hinge are used, window hinges on page 1 should not be used.**  
 Eđer makas kullanılıyorsa, sayfa 1 'de olan pencere menteŐesi kullanılmamalı.



**Exterior Window Sash Profile Details**  
 DıŐa Açılır Pencere Kanat Profil Detayları

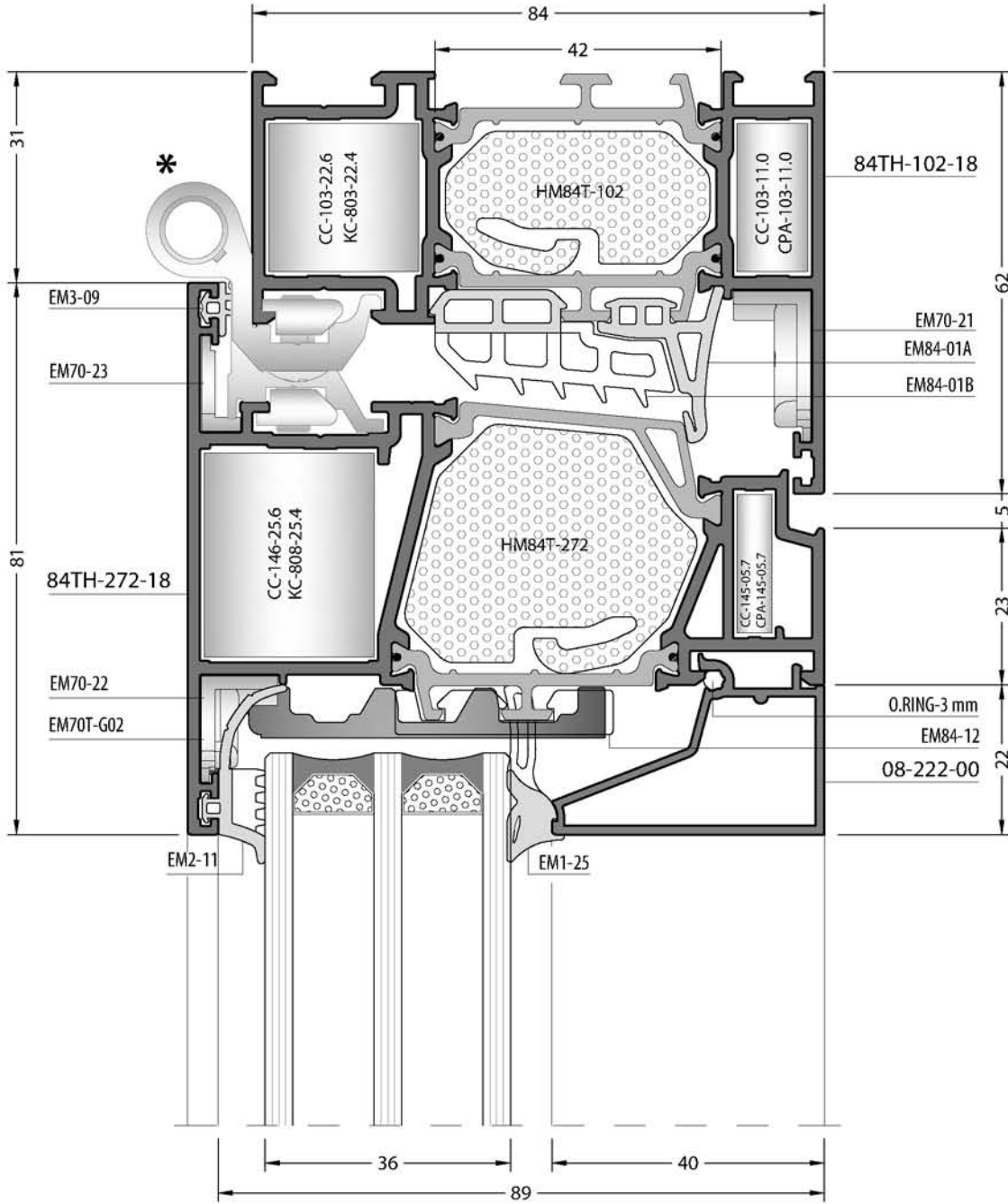




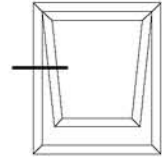


**Exterior Window Sash Profile Details**

DıŐa AŐılır Pencere Kanat Profil Detayları

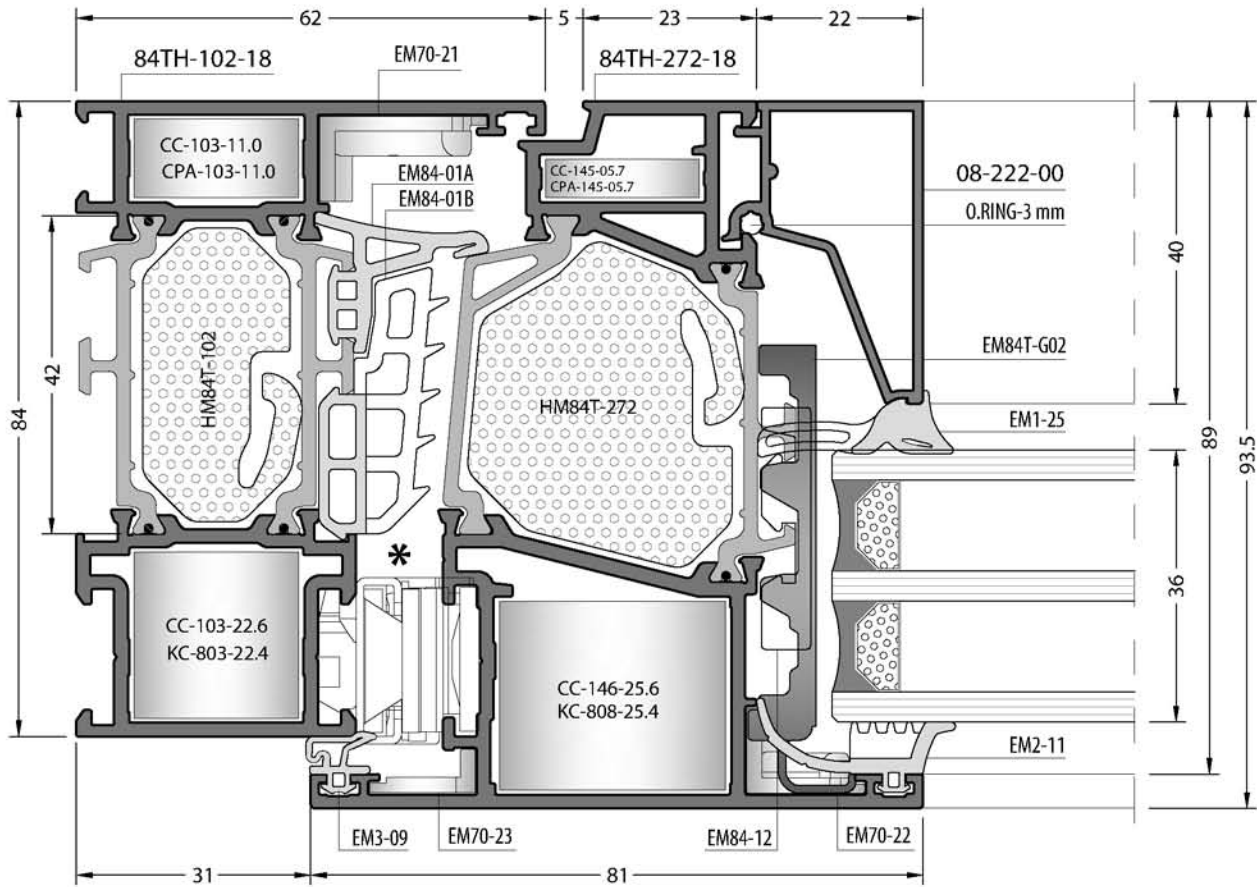


**\* If window hinges are used, friction hinge on page 3 should not be used.**  
 \*Eğer pencere menteŐesi kullanılıyorsa, sayfa 3 'te olan makas kullanılmamalı.

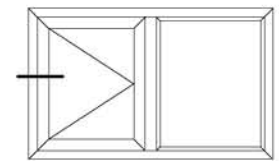
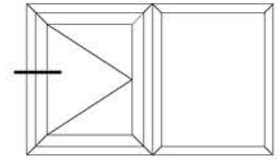
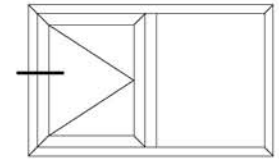
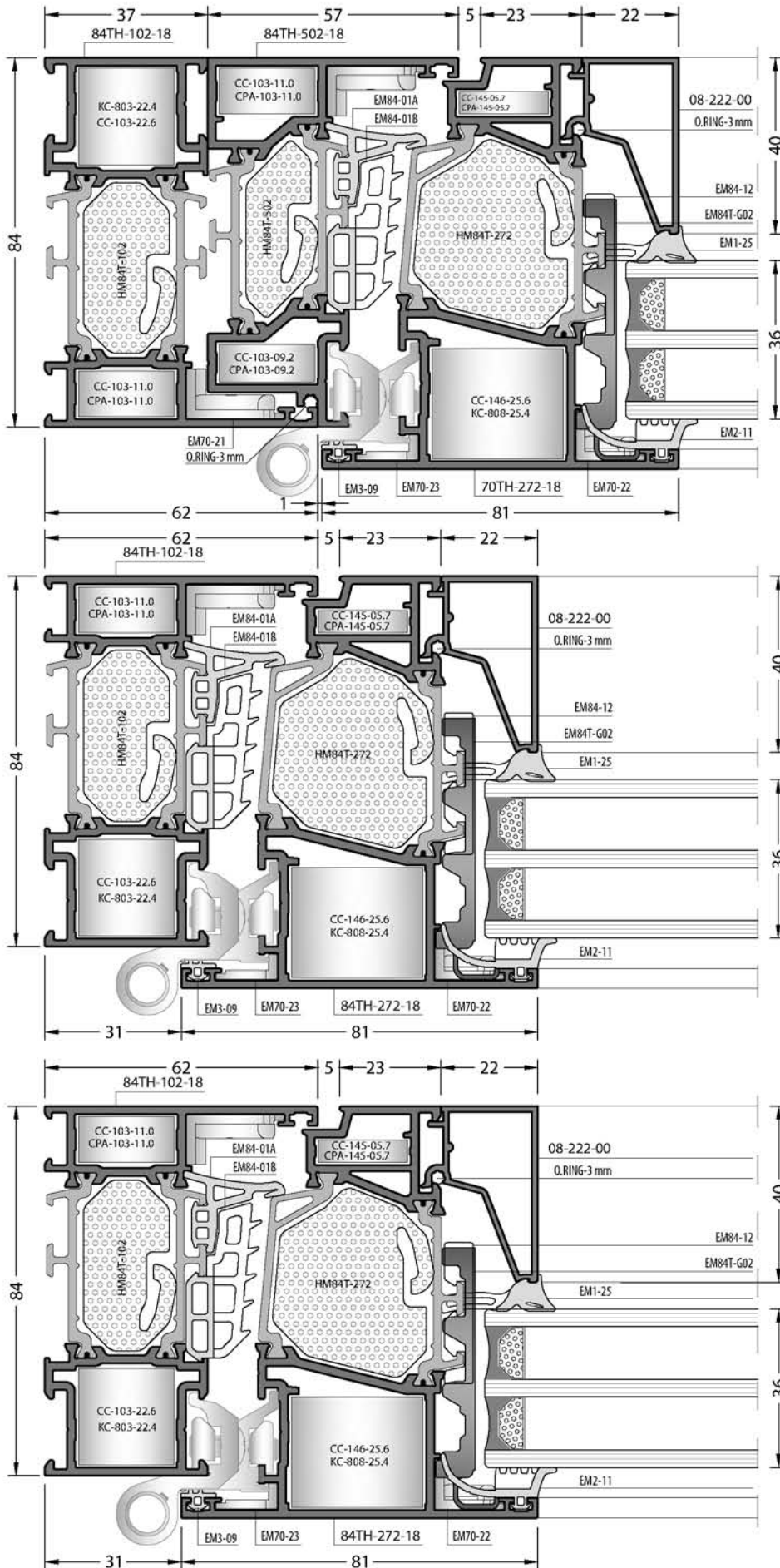


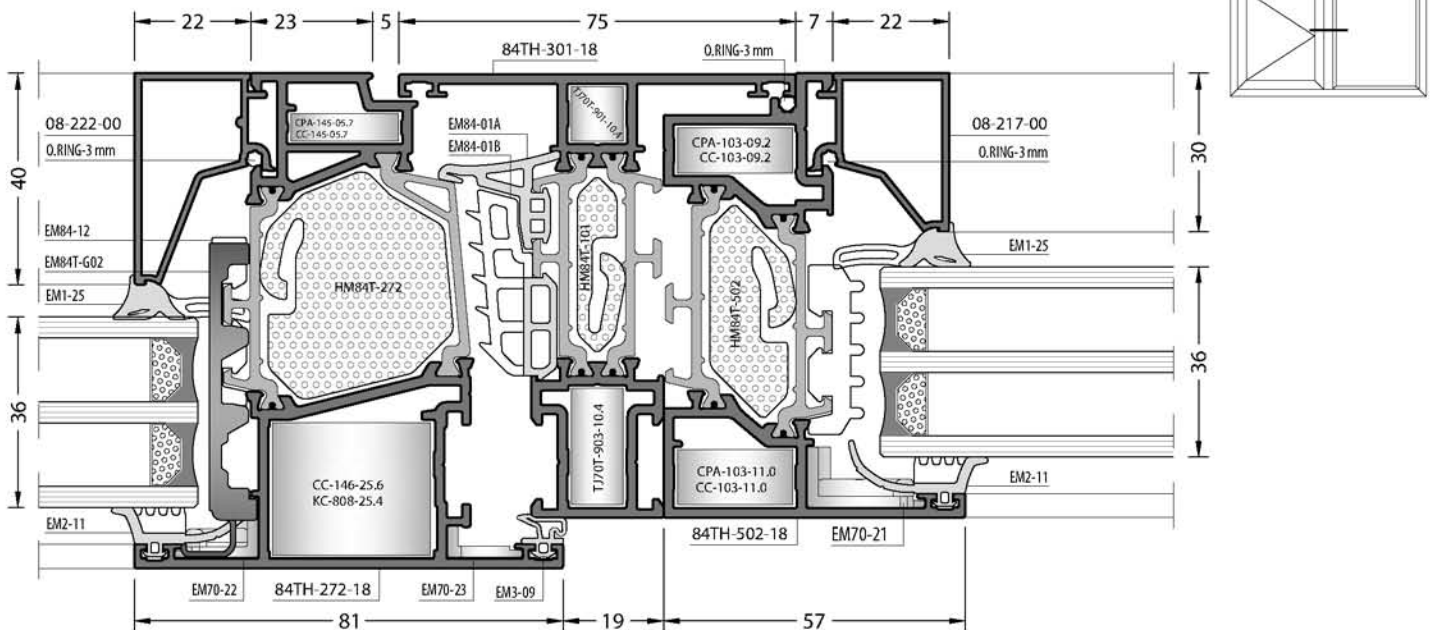
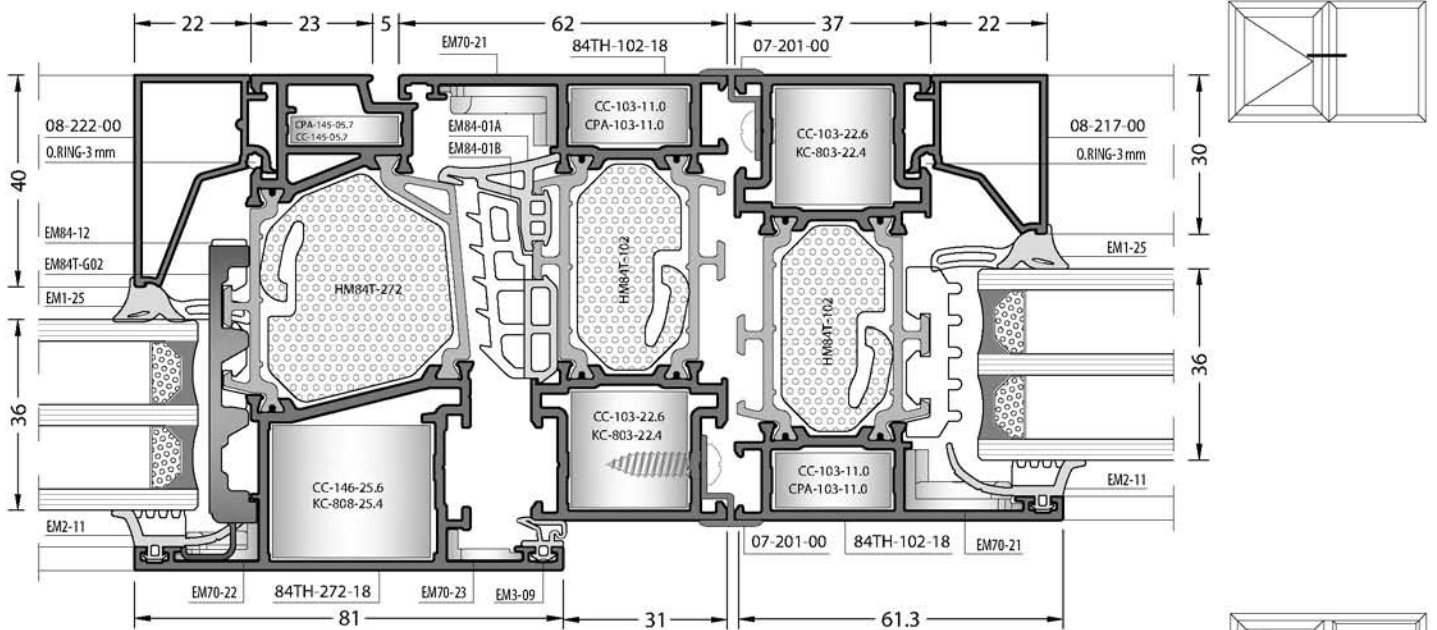
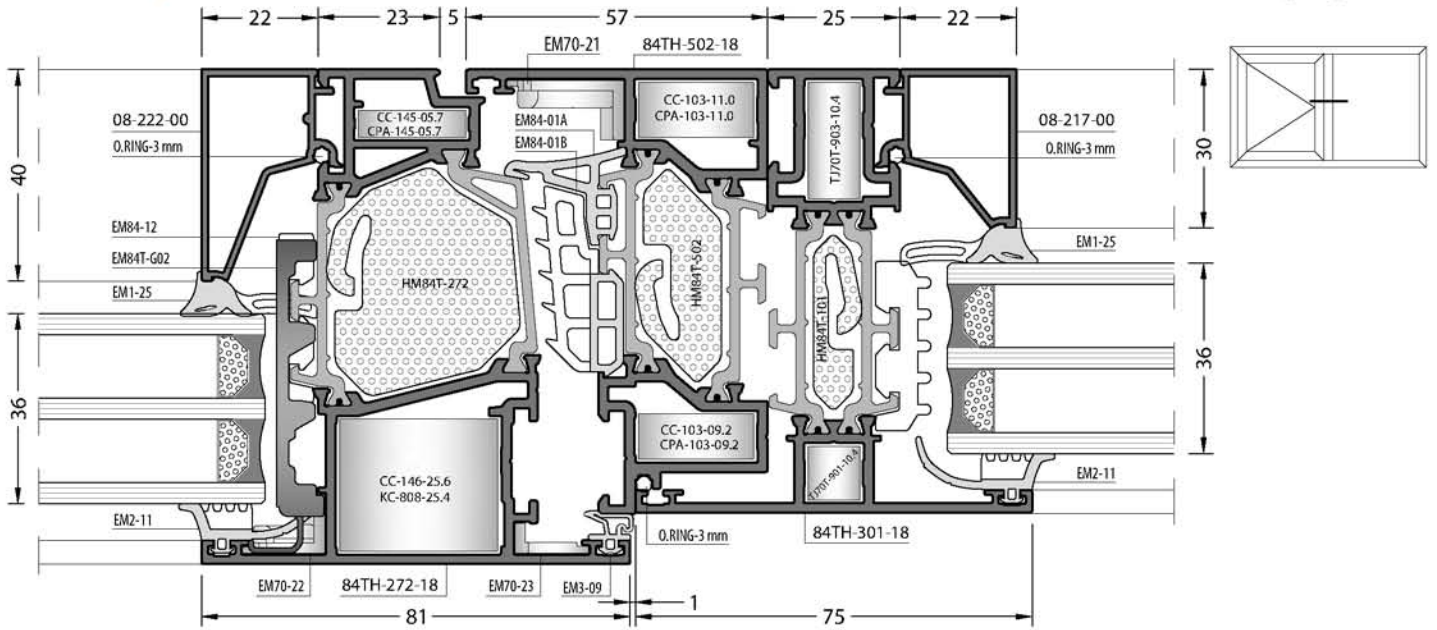
**Exterior Window Sash Profile Details**

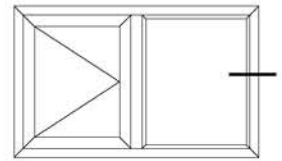
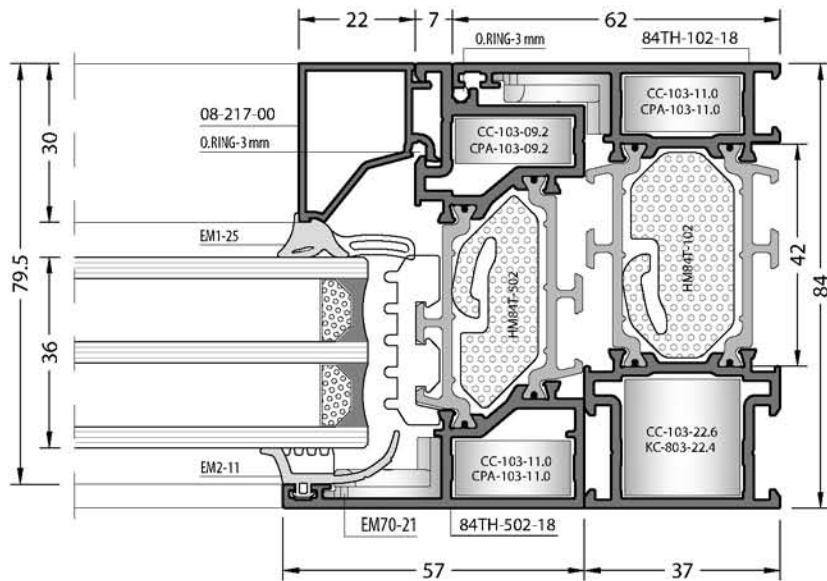
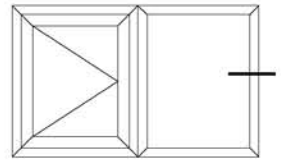
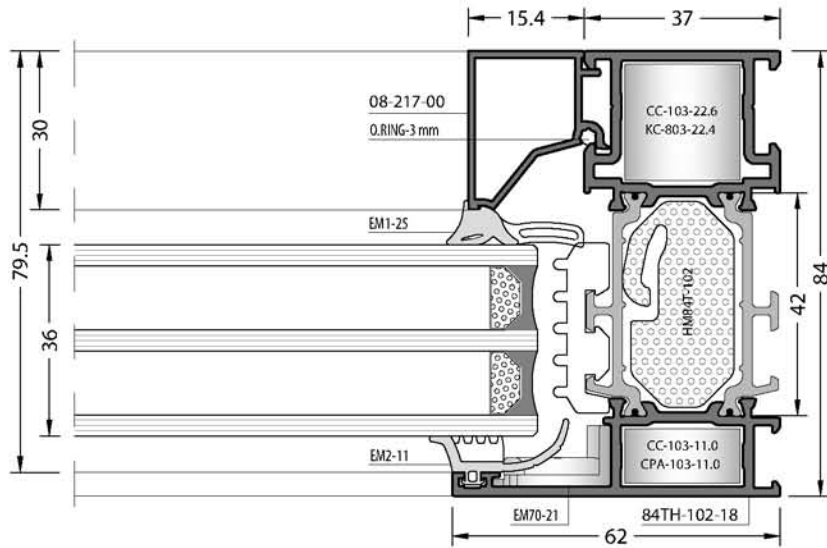
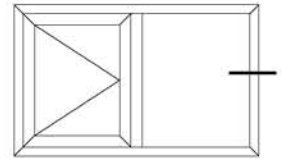
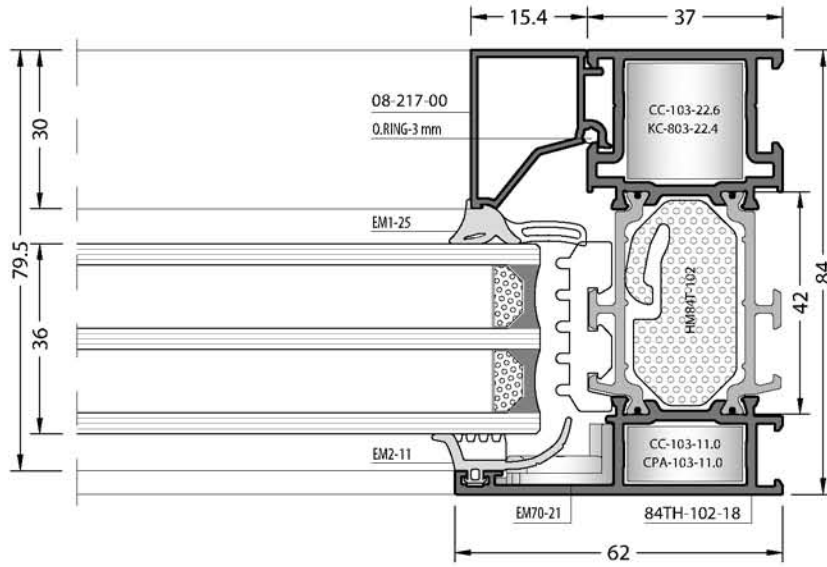
Diőa Açılır Pencere Kanat Profil Detayları

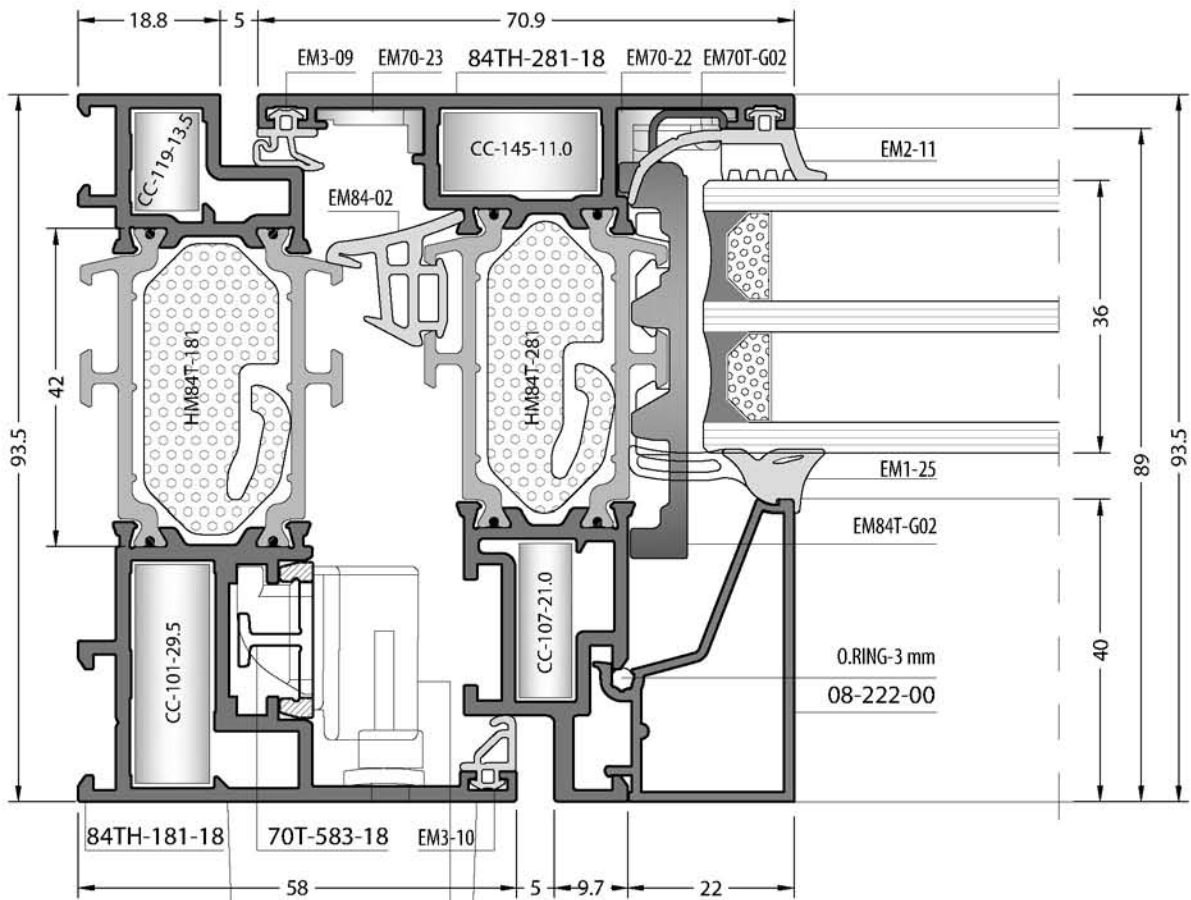
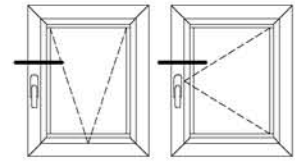


**\* If friction hinge are used, window hinges on page 1 should not be used.**  
Eğer makas kullanılıyorsa, sayfa 1'de olan pencere menteşesi kullanılmamalı.



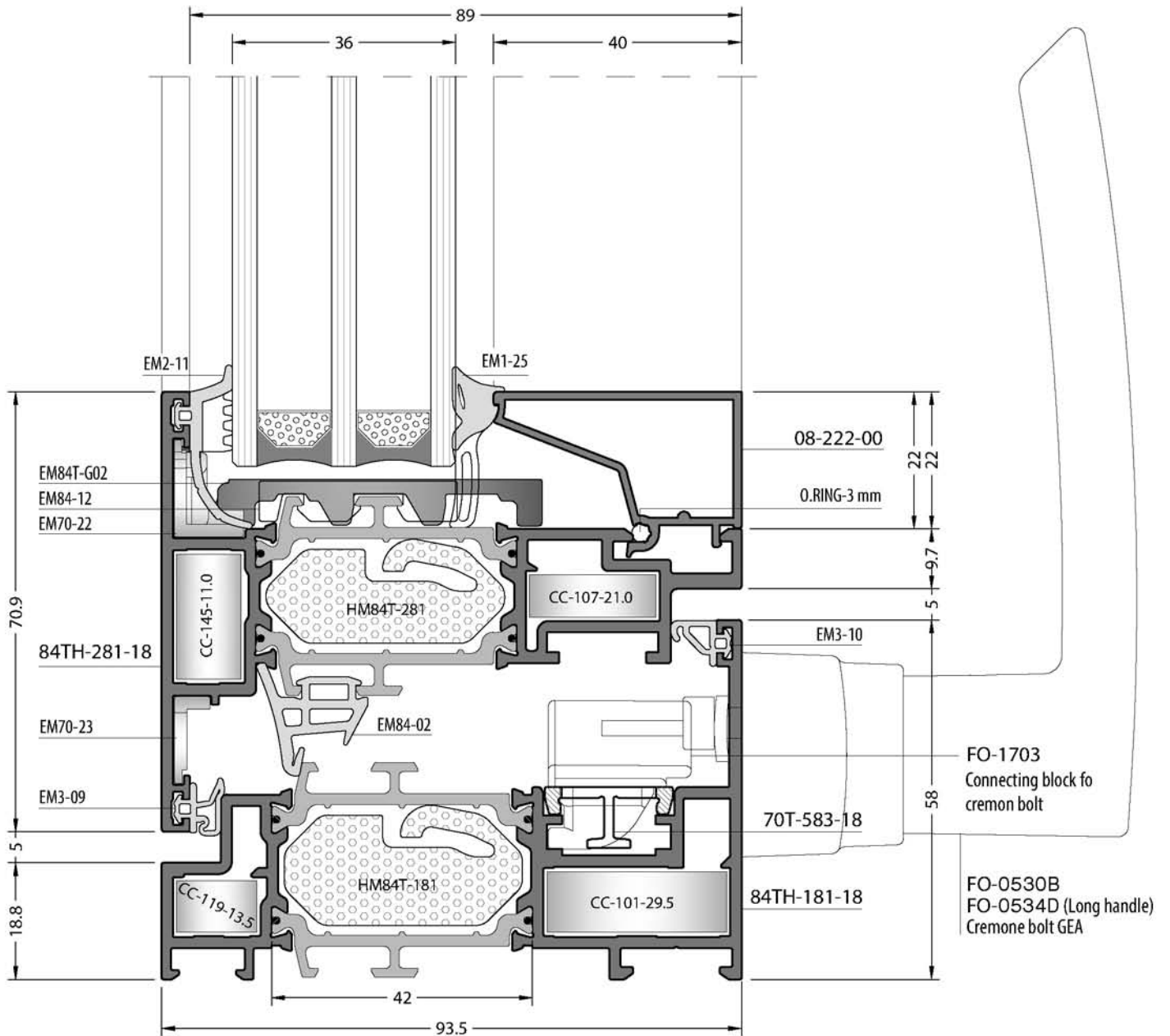
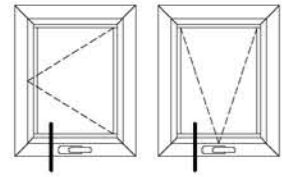


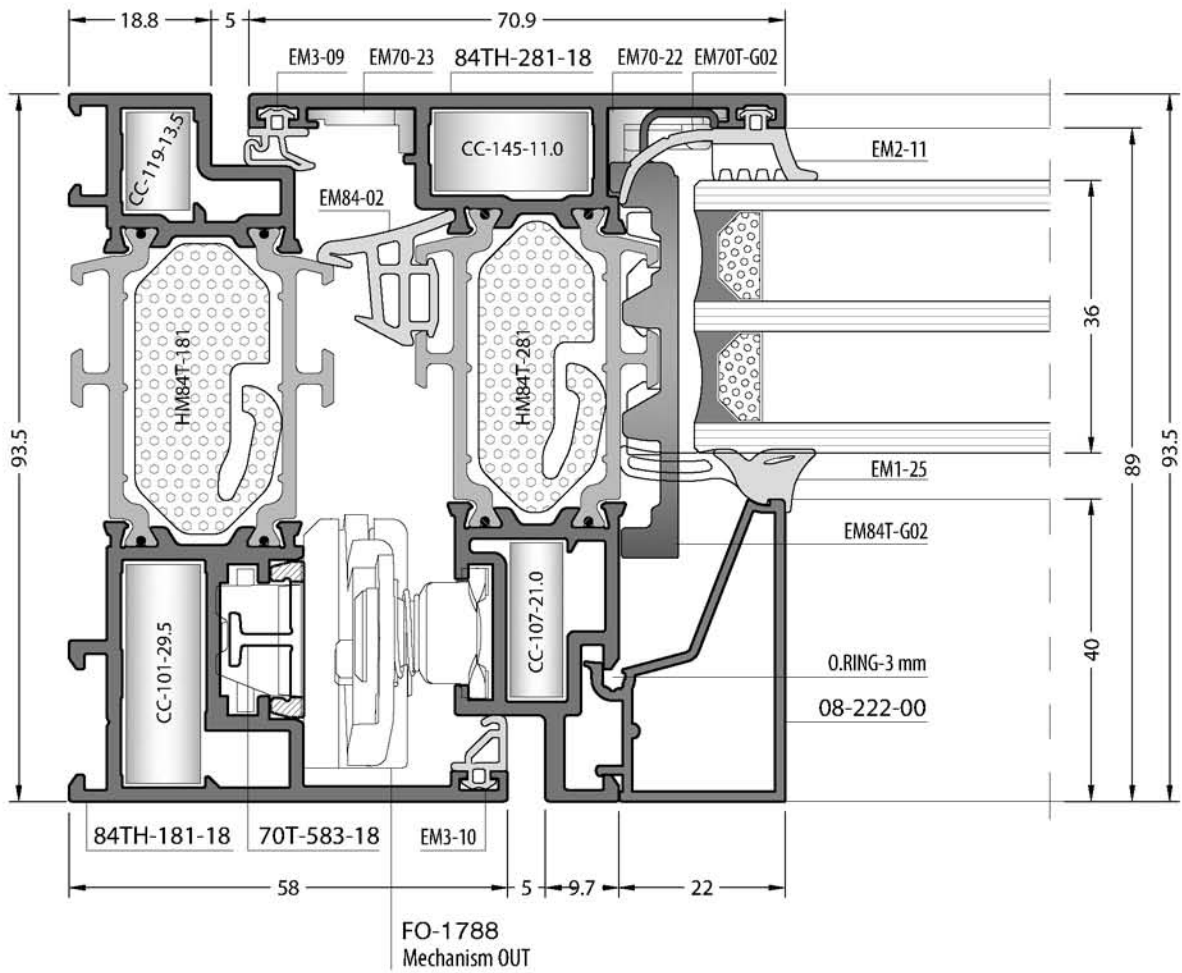
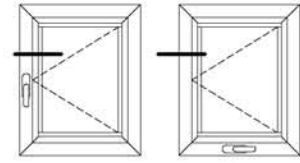




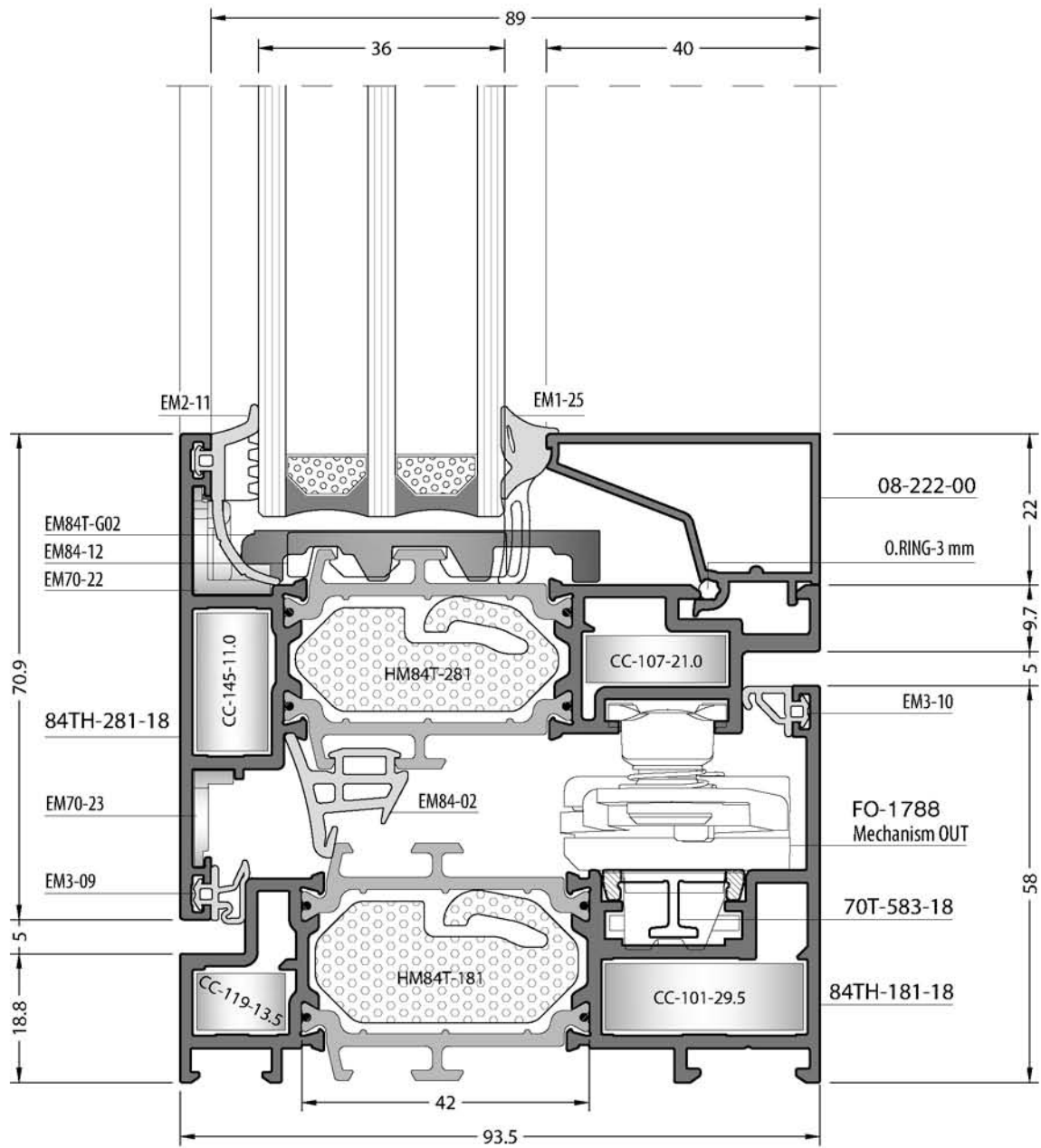
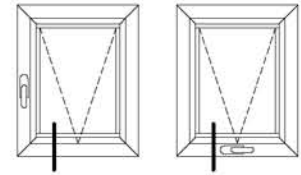
FO-1703  
Connecting block fo cremon bolt

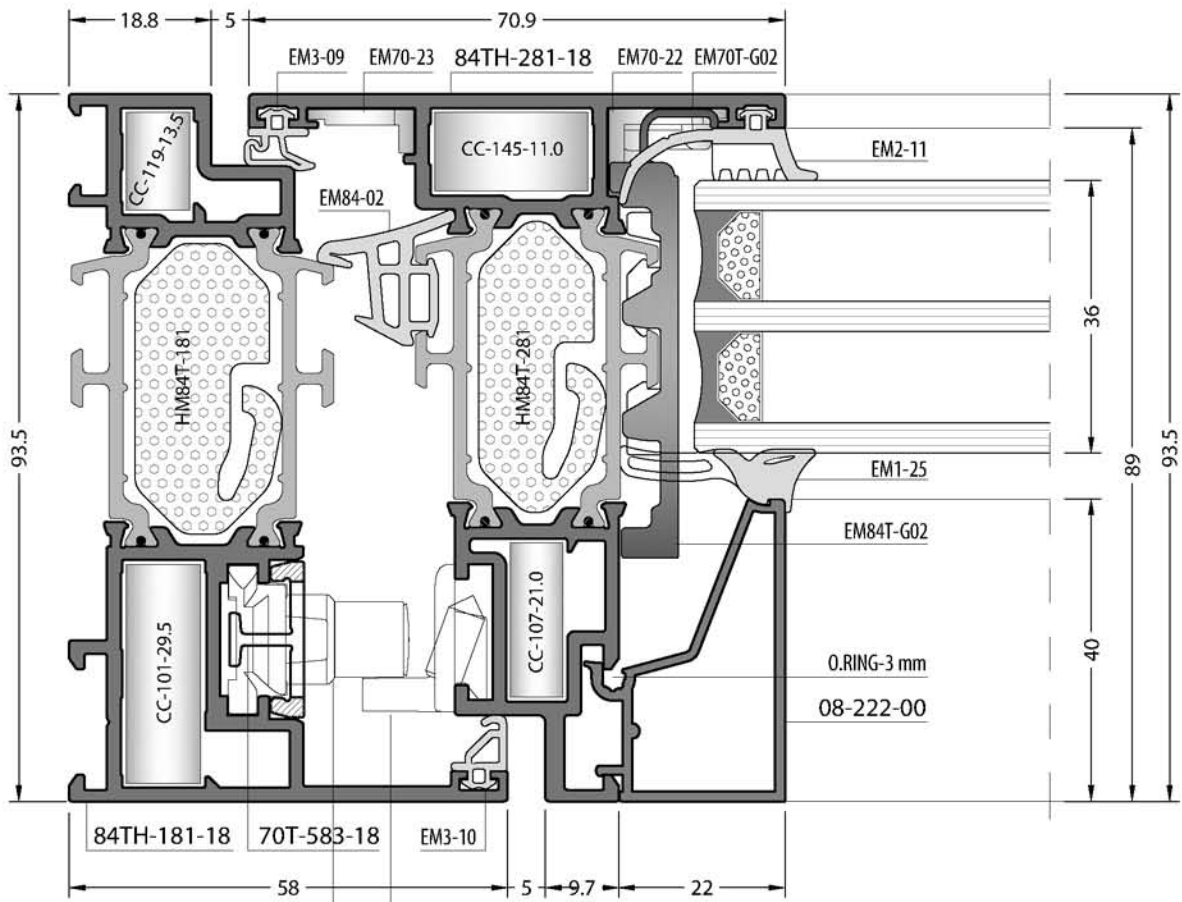
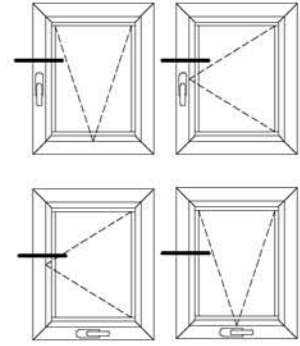
FO-0530B  
FO-0534D (Long handle)  
Cremone bolt GEA





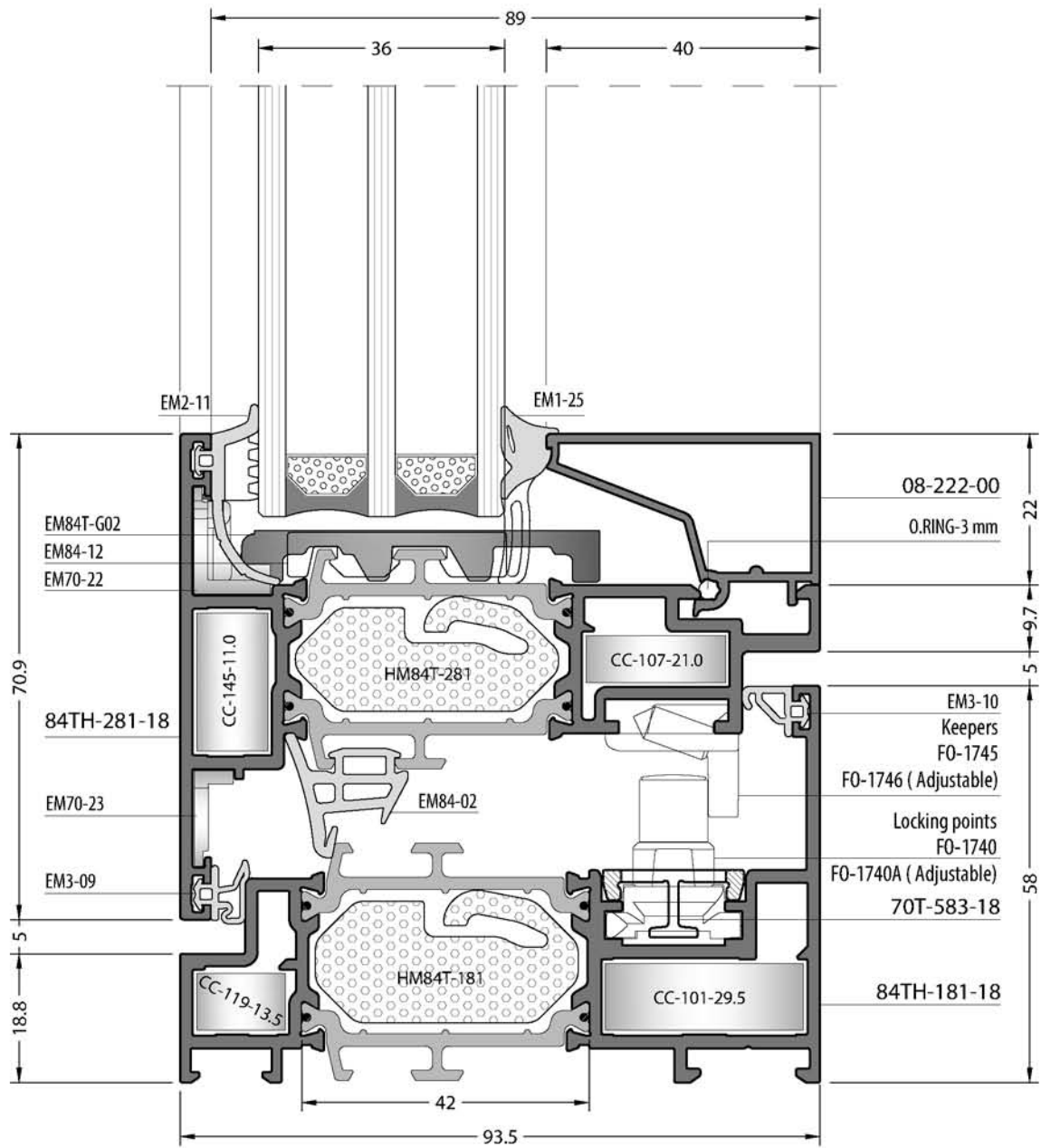
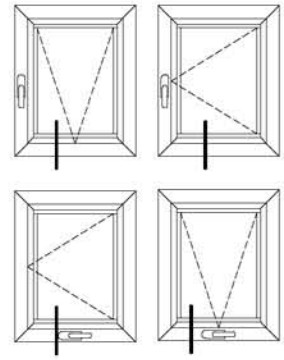


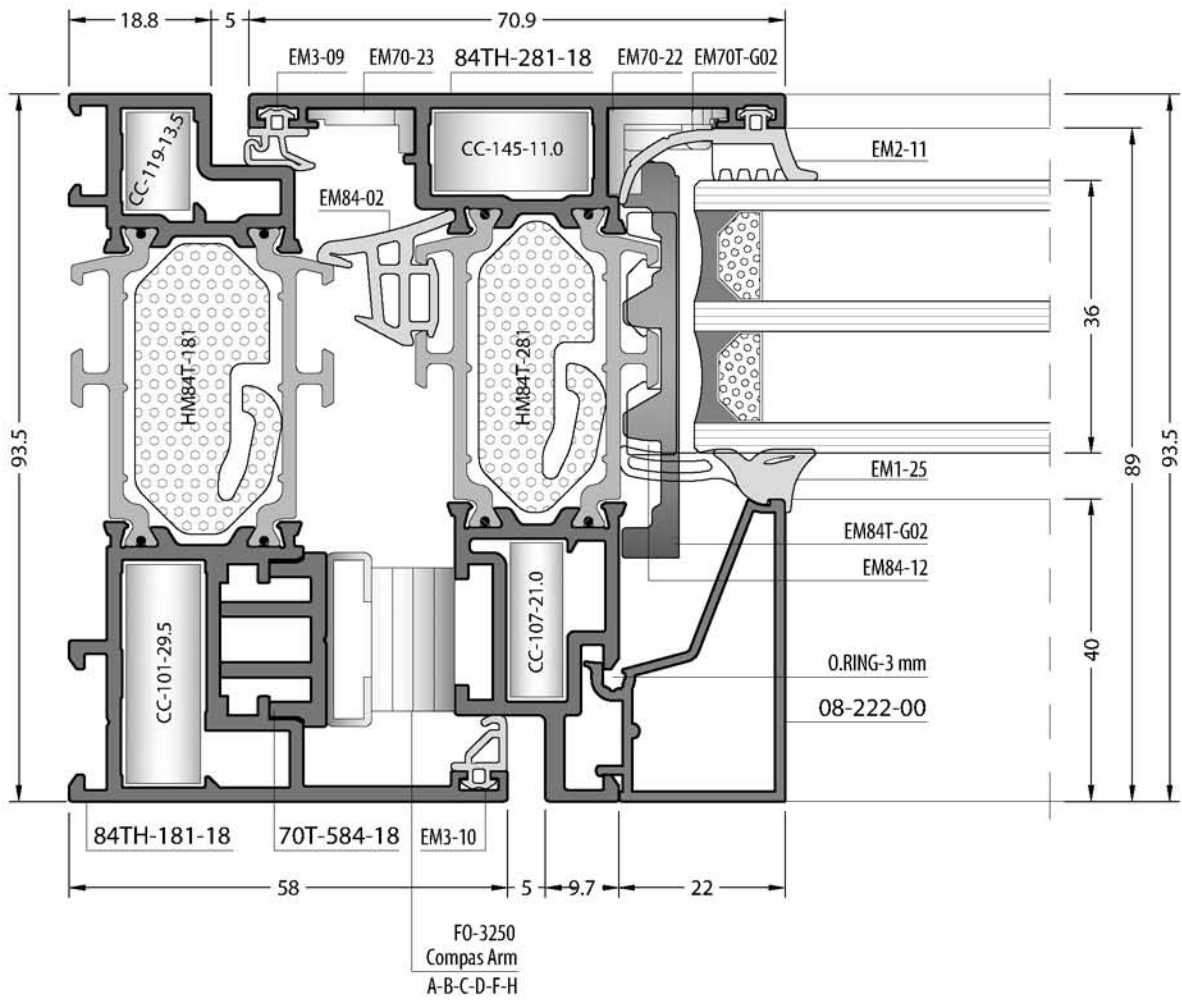
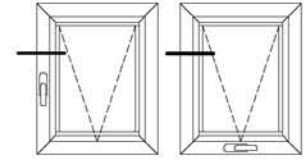


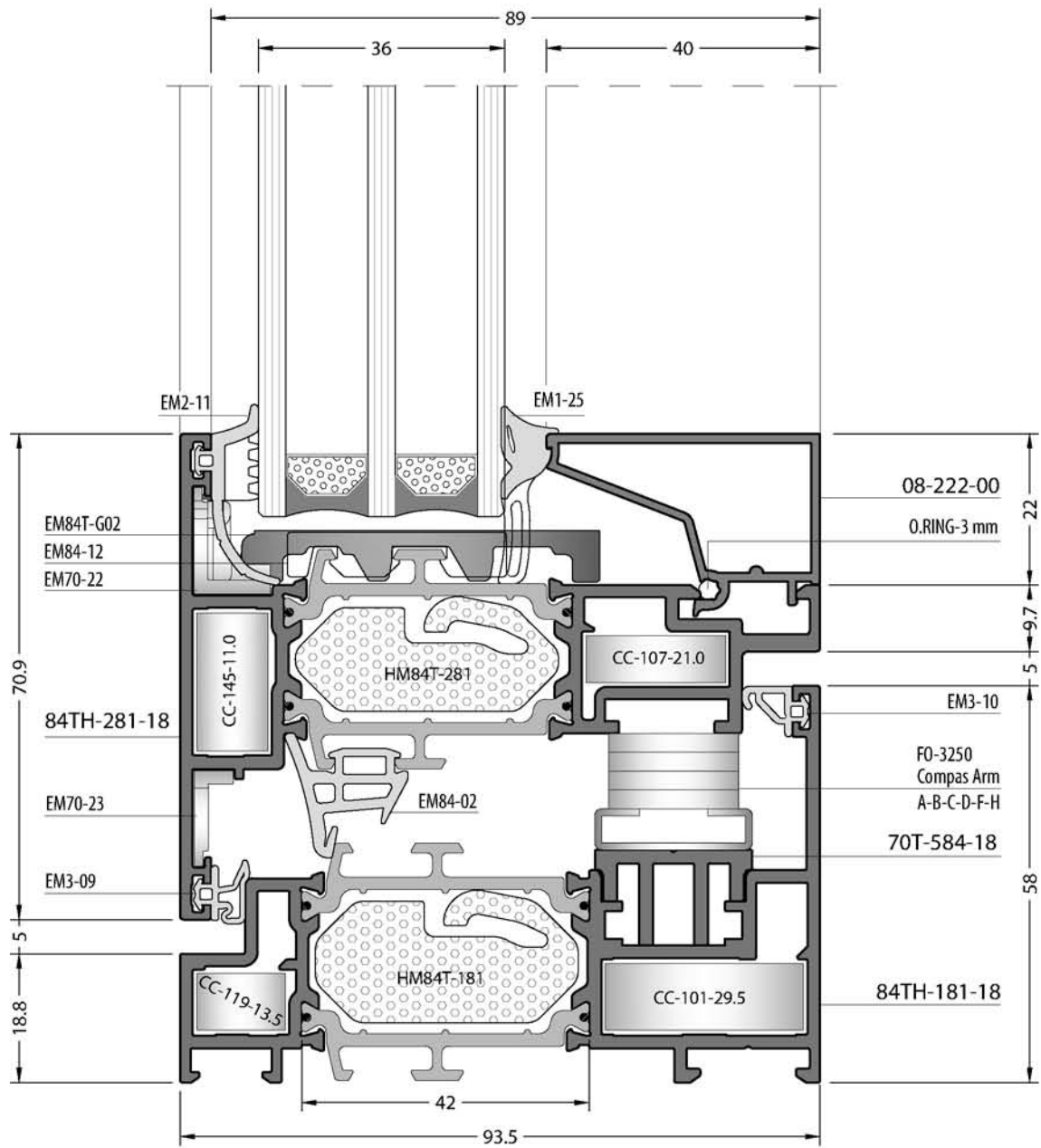
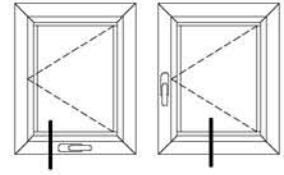


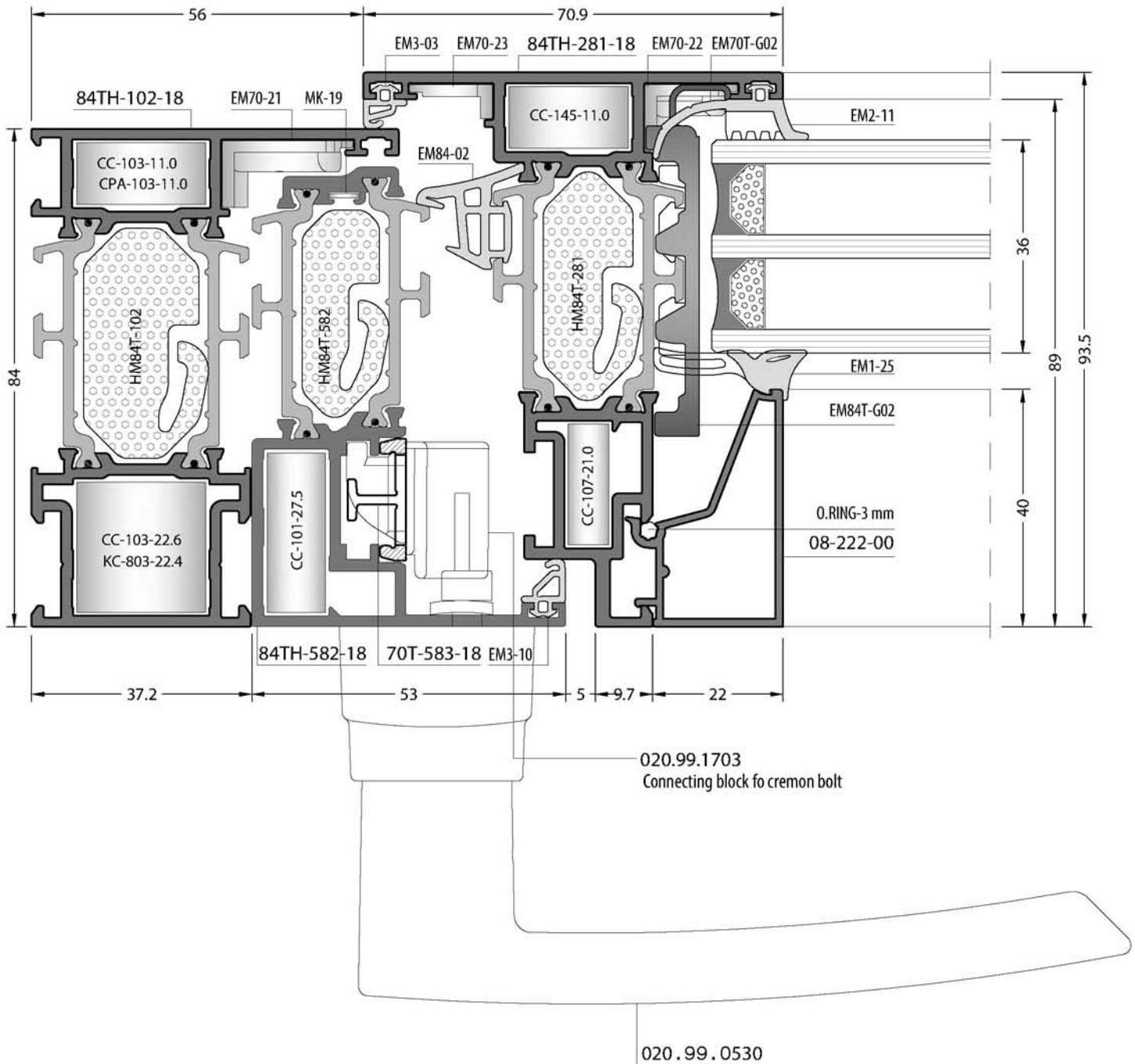
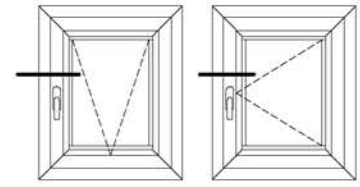
Locking points  
FO-1740  
FO-1740A (Adjustable)

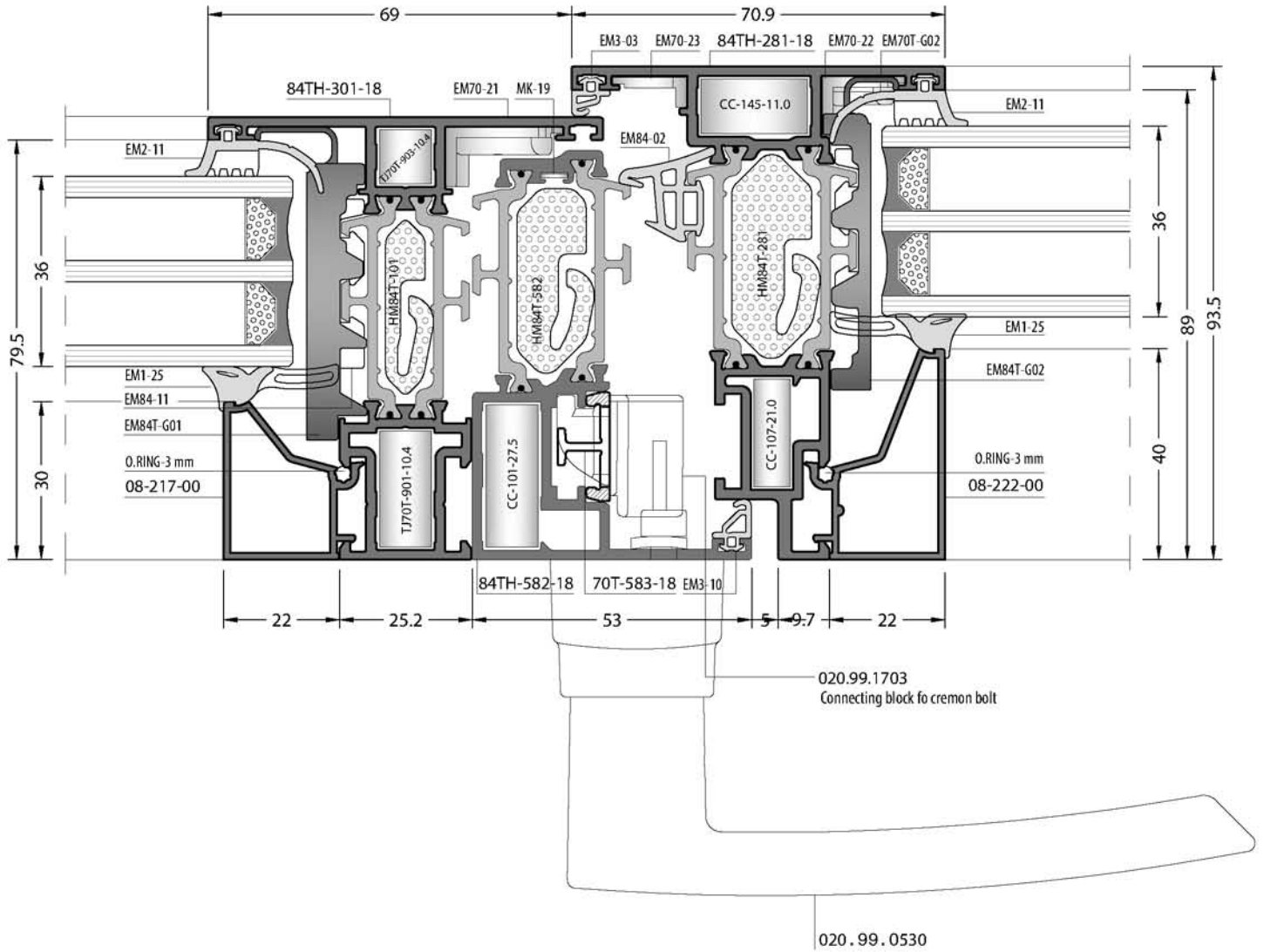
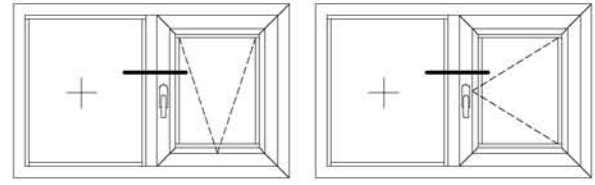
Keepers  
FO-1745  
FO-1746 (Adjustable)



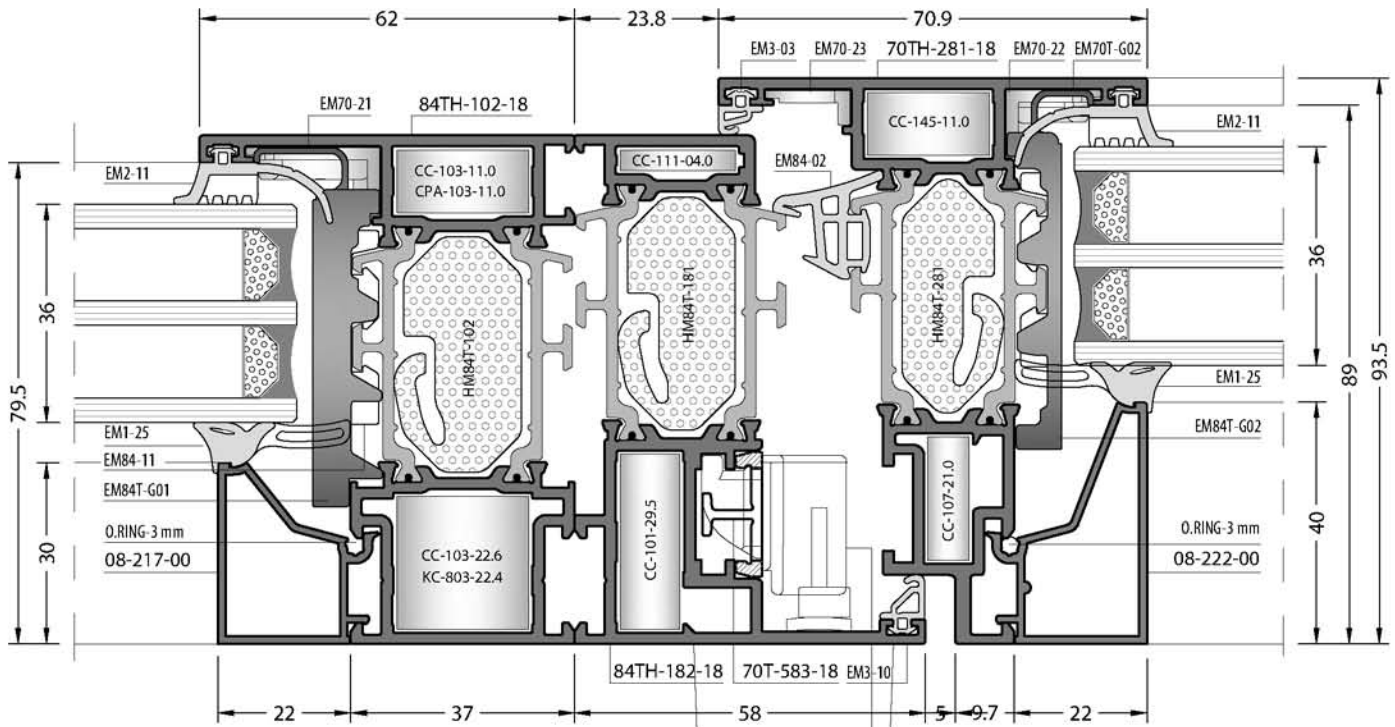
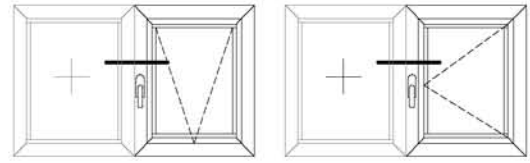








Not scaled / Ölçeksizdir



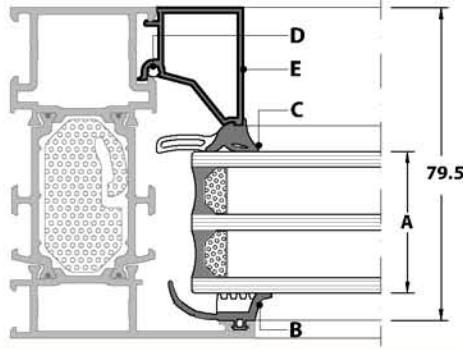
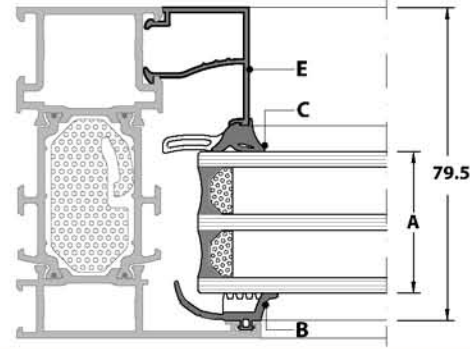
020.99.1703  
Connecting block fo cremon bolt

020.99.0530

Not scaled / Ölçeksizdir



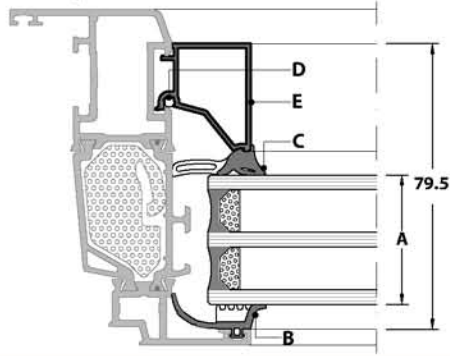
**GLAZING TABLES**  
CAM TABLOLARI

**ALL FRAMES AND MULLIONS / TÜM KASA VE ORTA KAYITLAR**
**SAFETY GLAZING BEAD**  
GÜVENLİKLİ CAM ÇİTASI

**STANDARD GLAZING BEAD**  
STANDART CAM ÇİTASI


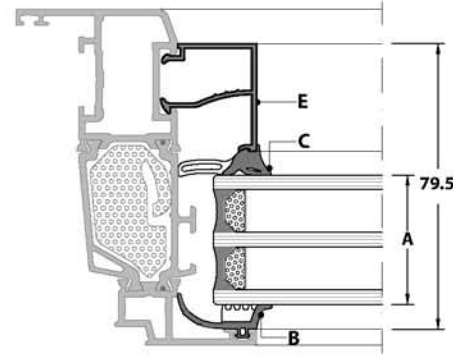
| A                                  | B                                      | C                                    | D  | E         | E  |
|------------------------------------|--|--------------------------------------|--|-----------|--|
| GLAZING THICKNESS<br>CAM KALINLIĞI | OUTSIDE GLASS GASKET<br>DIŞ CAM FİTİLİ | INSIDE GLASS GASKET<br>İÇ CAM FİTİLİ | SAFETY GLAZING BEAD<br>GÜVENLİKLİ CAM ÇİTASI |           | STANDARD GLAZING BEAD<br>STANDART CAM ÇİTASI |
| 28 mm                              | EM2-11                                 | EM1-23                               | O.RING-3 mm                                  | 08-222-00 | -  |
| 29 mm                              | EM2-11                                 | EM1-25                               | O.RING-3 mm                                  | 08-216-00 | -  |
| 30 mm                              |  | EM1-24                               |  |           |  |
| 31 mm                              |  | EM1-23                               |  |           |  |
| 33 mm                              | EM2-11                                 | EM1-25                               | O.RING-3 mm                                  | 08-215-00 | 08-115-00                                    |
| 34 mm                              |  | EM1-24                               |  |           |  |
| 35 mm                              |  | EM1-23                               |  |           |  |
| 36 mm                              | EM2-11                                 | EM1-25                               | O.RING-3 mm                                  | 08-217-00 | 08-117-00                                    |
| 37 mm                              |  | EM1-24                               |  |           |  |
| 38 mm                              |  | EM1-23                               |  |           |  |
| 38 mm                              | EM2-11                                 | EM1-25                               | O.RING-3 mm                                  | 08-213-00 | 08-113-00                                    |
| 39 mm                              |  | EM1-24                               |  |           |  |
| 40 mm                              |  | EM1-23                               |  |           |  |
| 41 mm                              | EM2-11                                 | EM1-25                               | O.RING-3 mm                                  | 08-212-00 | 08-112-00                                    |
| 42 mm                              |  | EM1-24                               |  |           |  |
| 43 mm                              |  | EM1-23                               |  |           |  |
| 44 mm                              | EM2-11                                 | EM1-25                               | O.RING-3 mm                                  | 08-209-00 | 08-109-00                                    |
| 45 mm                              |  | EM1-24                               |  |           |  |
| 46 mm                              |  | EM1-23                               |  |           |  |
| 47 mm                              | EM2-11                                 | EM1-25                               | O.RING-3 mm                                  | 08-208-00 | 08-108-00                                    |
| 48 mm                              |  | EM1-24                               |  |           |  |
| 49 mm                              |  | EM1-23                               |  |           |  |
| 49 mm                              | EM2-11                                 | EM1-25                               | O.RING-3 mm                                  | 08-207-00 | 08-107-00                                    |
| 50 mm                              |  | EM1-24                               |  |           |  |
| 51 mm                              |  | EM1-23                               |  |           |  |
| 52 mm                              | EM2-11                                 | EM1-25                               | O.RING-3 mm                                  | 08-205-00 | 08-105-00                                    |
| 53 mm                              |  | EM1-24                               |  |           |  |
| 54 mm                              |  | EM1-23                               |  |           |  |

**INSIDE OPENING OVAL SASHES / İÇE AÇILIR OVAL KANATLAR**
**84T/TH-201-18**
**84T/TH-202-18**
**SAFETY GLAZING BEAD**

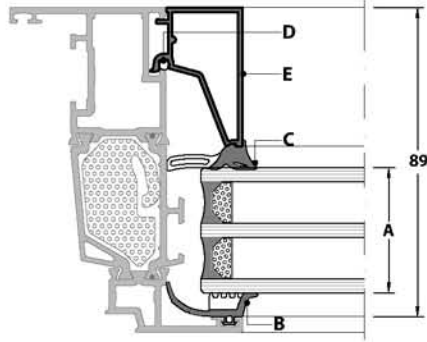
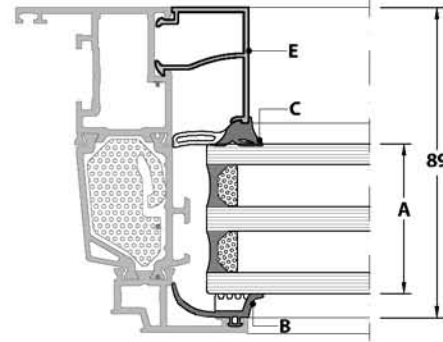
GÜVENLİKLİ CAM ÇİTASI


**STANDARD GLAZING BEAD**

STANDART CAM ÇİTASI



| A                                     | B  | C  | D   | E         | E   |
|---------------------------------------|--|--|---|-----------|---|
| GLAZING THICKNESS<br>CAM<br>KALINLIĞI | OUTSIDE GLASS<br>GASKET<br>DIŞ CAM<br>FİTİLİ | INSIDE GLASS<br>GASKET<br>İÇ CAM<br>FİTİLİ | SAFETY<br>GLAZING BEAD<br>GÜVENLİKLİ CAM ÇİTASI |           | STANDARD<br>GLAZING BEAD<br>STANDART CAM ÇİTASI |
| 28 mm                                 | EM2-11                                       | EM1-23                                     | O.RING-3 mm                                     | 08-222-00 | -   |
| 29 mm                                 | EM2-11                                       | EM1-25                                     | O.RING-3 mm                                     | 08-216-00 | -   |
| 30 mm                                 |  | EM1-24                                     |   |           |   |
| 31 mm                                 |  | EM1-23                                     |   |           |   |
| 33 mm                                 | EM2-11                                       | EM1-25                                     | O.RING-3 mm                                     | 08-215-00 | 08-115-00                                       |
| 34 mm                                 |  | EM1-24                                     |   |           |   |
| 35 mm                                 |  | EM1-23                                     |   |           |   |
| 36 mm                                 | EM2-11                                       | EM1-25                                     | O.RING-3 mm                                     | 08-217-00 | 08-117-00                                       |
| 37 mm                                 |  | EM1-24                                     |   |           |   |
| 38 mm                                 |  | EM1-23                                     |   |           |   |
| 38 mm                                 | EM2-11                                       | EM1-25                                     | O.RING-3 mm                                     | 08-213-00 | 08-113-00                                       |
| 39 mm                                 |  | EM1-24                                     |   |           |   |
| 40 mm                                 |  | EM1-23                                     |   |           |   |
| 41 mm                                 | EM2-11                                       | EM1-25                                     | O.RING-3 mm                                     | 08-212-00 | 08-112-00                                       |
| 42 mm                                 |  | EM1-24                                     |   |           |   |
| 43 mm                                 |  | EM1-23                                     |   |           |   |
| 44 mm                                 | EM2-11                                       | EM1-25                                     | O.RING-3 mm                                     | 08-209-00 | 08-109-00                                       |
| 45 mm                                 |  | EM1-24                                     |   |           |   |
| 46 mm                                 |  | EM1-23                                     |   |           |   |
| 47 mm                                 | EM2-11                                       | EM1-25                                     | O.RING-3 mm                                     | 08-208-00 | 08-108-00                                       |
| 48 mm                                 |  | EM1-24                                     |   |           |   |
| 49 mm                                 |  | EM1-23                                     |   |           |   |
| 49 mm                                 | EM2-11                                       | EM1-25                                     | O.RING-3 mm                                     | 08-207-00 | 08-107-00                                       |
| 50 mm                                 |  | EM1-24                                     |   |           |   |
| 51 mm                                 |  | EM1-23                                     |   |           |   |
| 52 mm                                 | EM2-11                                       | EM1-25                                     | O.RING-3 mm                                     | 08-205-00 | 08-105-00                                       |
| 53 mm                                 |  | EM1-24                                     |   |           |   |
| 54 mm                                 |  | EM1-23                                     |   |           |   |

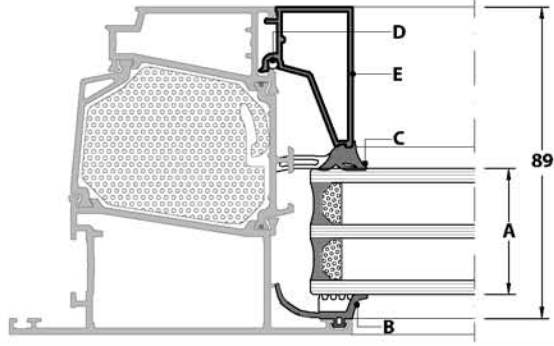
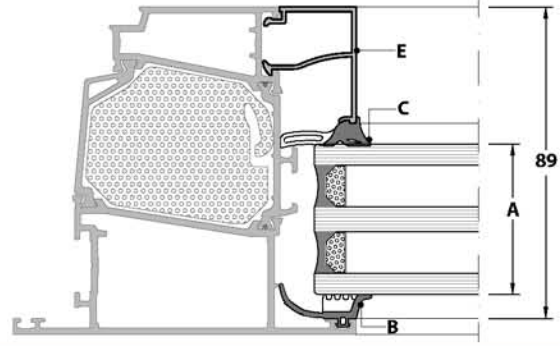
**INSIDE OPENING FLAT SASHES / İÇE AÇILIR DÜZ KANATLAR**
**84T/TH-211-18 84T/TH-216-18  
84T/TH-212-18 84T/TH-262-18**
**SAFETY GLAZING BEAD  
GÜVENLİKLİ CAM ÇİTASI**

**STANDARD GLAZING BEAD  
STANDART CAM ÇİTASI**


| A                                  | B                                      | C                                    | D  | E         | E  |
|------------------------------------|--|--------------------------------------|--|-----------|--|
| GLAZING THICKNESS<br>CAM KALINLIĞI | OUTSIDE GLASS GASKET<br>DIŞ CAM FİTİLİ | INSIDE GLASS GASKET<br>İÇ CAM FİTİLİ | SAFETY GLAZING BEAD<br>GÜVENLİKLİ CAM ÇİTASI |           | STANDARD GLAZING BEAD<br>STANDART CAM ÇİTASI |
| 28 mm                              | EM2-11                                 | EM1-25                               | O.RING-3 mm                                  | 08-224-00 | -  |
| 29 mm                              |  | EM1-24                               |  |           |  |
| 30 mm                              |  | EM1-23                               |  |           |  |
| 31 mm                              | EM2-11                                 | EM1-25                               | O.RING-3 mm                                  | 08-223-00 | -  |
| 32 mm                              |  | EM1-24                               |  |           |  |
| 33 mm                              |  | EM1-23                               |  |           |  |
| 34 mm                              | EM2-11                                 | EM1-25                               | O.RING-3 mm                                  | 08-221-00 | -  |
| 35 mm                              |  | EM1-24                               |  |           |  |
| 36 mm                              |  | EM1-23                               |  |           |  |
| 36 mm                              | EM2-11                                 | EM1-25                               | O.RING-3 mm                                  | 08-222-00 | -  |
| 37 mm                              |  | EM1-24                               |  |           |  |
| 38 mm                              |  | EM1-23                               |  |           |  |
| 39 mm                              | EM2-11                                 | EM1-25                               | O.RING-3 mm                                  | 08-216-00 | -  |
| 40 mm                              |  | EM1-24                               |  |           |  |
| 41 mm                              |  | EM1-23                               |  |           |  |
| 43 mm                              | EM2-11                                 | EM1-25                               | O.RING-3 mm                                  | 08-215-00 | 08-115-00                                    |
| 44 mm                              |  | EM1-24                               |  |           |  |
| 45 mm                              |  | EM1-23                               |  |           |  |
| 46 mm                              | EM2-11                                 | EM1-25                               | O.RING-3 mm                                  | 08-217-00 | 08-117-00                                    |
| 47 mm                              |  | EM1-24                               |  |           |  |
| 48 mm                              |  | EM1-23                               |  |           |  |
| 48 mm                              | EM2-11                                 | EM1-25                               | O.RING-3 mm                                  | 08-213-00 | 08-113-00                                    |
| 49 mm                              |  | EM1-24                               |  |           |  |
| 50 mm                              |  | EM1-23                               |  |           |  |
| 51 mm                              | EM2-11                                 | EM1-25                               | O.RING-3 mm                                  | 08-212-00 | 08-112-00                                    |
| 52 mm                              |  | EM1-24                               |  |           |  |
| 53 mm                              |  | EM1-23                               |  |           |  |

## OUTSIDE OPENING FLAT SASHES / DIŐA AÇILIR DÜZ KANATLAR

84T/TH-217-18


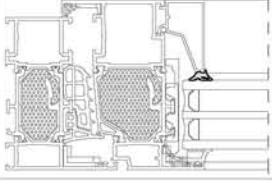

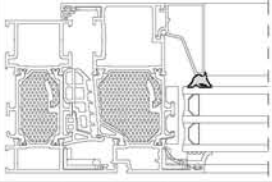

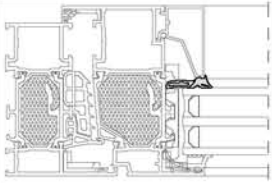

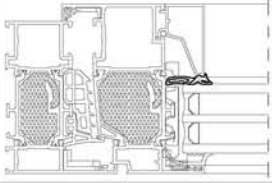

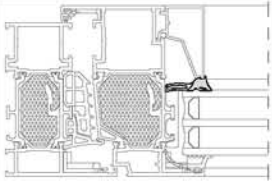
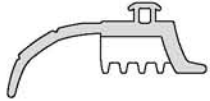
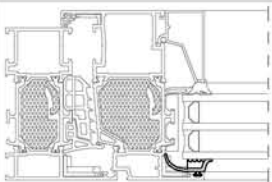

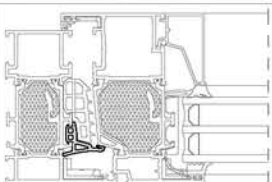
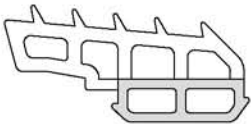
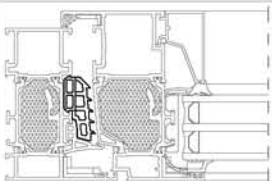

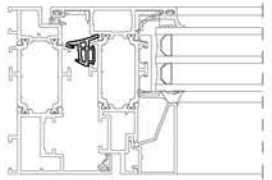
84T/TH-272-18

**SAFETY GLAZING BEAD**  
GÜVENLİKLİ CAM ÇİTASI

**STANDARD GLAZING BEAD**  
STANDART CAM ÇİTASI



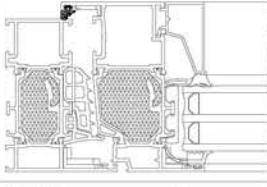

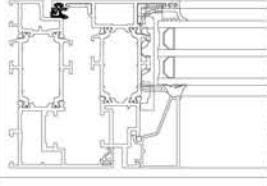

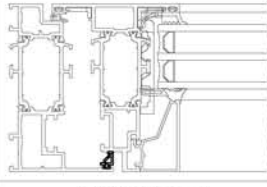

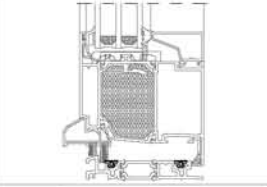
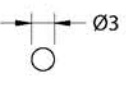
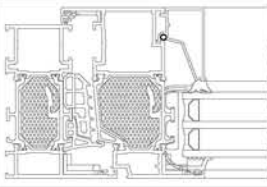
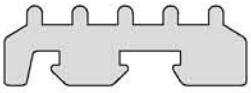
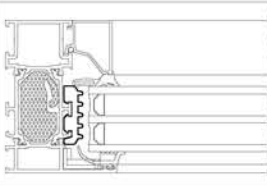
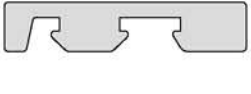
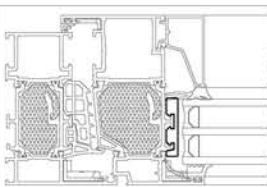
| A                                  | B                                       | C                                    | D  | E         | E  |
|------------------------------------|---|--------------------------------------|--|-----------|--|
| GLAZING THICKNESS<br>CAM KALINLIĐI | OUTSIDE GLASS GASKET<br>DIŐA CAM FİTİLİ | INSIDE GLASS GASKET<br>İÇ CAM FİTİLİ | SAFETY GLAZING BEAD<br>GÜVENLİKLİ CAM ÇİTASI |           | STANDARD GLAZING BEAD<br>STANDART CAM ÇİTASI |
| 28 mm                              | EM2-11                                  | EM1-25                               | O.RING-3 mm                                  | 08-224-00 | -  |
| 29 mm                              |   | EM1-24                               |  |           |  |
| 30 mm                              |   | EM1-23                               |  |           |  |
| 31 mm                              | EM2-11                                  | EM1-25                               | O.RING-3 mm                                  | 08-223-00 | -  |
| 32 mm                              |   | EM1-24                               |  |           |  |
| 33 mm                              |   | EM1-23                               |  |           |  |
| 34 mm                              | EM2-11                                  | EM1-25                               | O.RING-3 mm                                  | 08-221-00 | -  |
| 35 mm                              |   | EM1-24                               |  |           |  |
| 36 mm                              |   | EM1-23                               |  |           |  |
| 36 mm                              | EM2-11                                  | EM1-25                               | O.RING-3 mm                                  | 08-222-00 | -  |
| 37 mm                              |   | EM1-24                               |  |           |  |
| 38 mm                              |   | EM1-23                               |  |           |  |
| 39 mm                              | EM2-11                                  | EM1-25                               | O.RING-3 mm                                  | 08-216-00 | -  |
| 40 mm                              |   | EM1-24                               |  |           |  |
| 41 mm                              |   | EM1-23                               |  |           |  |
| 43 mm                              | EM2-11                                  | EM1-25                               | O.RING-3 mm                                  | 08-215-00 | 08-115-00                                    |
| 44 mm                              |   | EM1-24                               |  |           |  |
| 45 mm                              |   | EM1-23                               |  |           |  |
| 46 mm                              | EM2-11                                  | EM1-25                               | O.RING-3 mm                                  | 08-217-00 | 08-117-00                                    |
| 47 mm                              |   | EM1-24                               |  |           |  |
| 48 mm                              |   | EM1-23                               |  |           |  |
| 48 mm                              | EM2-11                                  | EM1-25                               | O.RING-3 mm                                  | 08-213-00 | 08-113-00                                    |
| 49 mm                              |   | EM1-24                               |  |           |  |
| 50 mm                              |   | EM1-23                               |  |           |  |
| 51 mm                              | EM2-11                                  | EM1-25                               | O.RING-3 mm                                  | 08-212-00 | 08-112-00                                    |
| 52 mm                              |   | EM1-24                               |  |           |  |
| 53 mm                              |   | EM1-23                               |  |           |  |

ACCESSORIES  
AKSESUARLAR

**GASKETS / FİTİLLER**


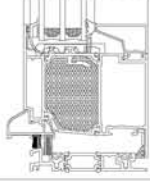

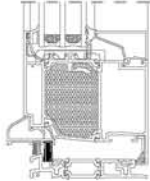
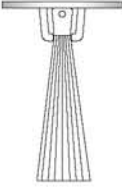

| CODE / KOD | DRAWING / ÇİZİM   | APPLICATION<br>UYGULAMA   | DESCRIPTION<br>AÇIKLAMA                     | MATERIAL<br>MALZEME | WEIGHT<br>AĞIRLIK<br>Kg/m | IN ONE<br>PACKAGE<br>PAKET<br>MIKTARI |
|------------|---|---|---|---------------------|---------------------------|---------------------------------------|
| EM1-04     |    |    | Glazing Gasket<br>Inside<br>İç Cam Fiteli   | EPDM                | 0.050                     | 300 m                                 |
| EM1-05     |    |    | Glazing Gasket<br>Inside<br>İç Cam Fiteli   | EPDM                | 0.065                     | 230 m                                 |
| EM1-23     |    |    | Glazing Gasket<br>Inside<br>İç Cam Fiteli   | EPDM                | 0.096                     | 100 m                                 |
| EM1-24     |  |   | Glazing Gasket<br>Inside<br>İç Cam Fiteli   | EPDM                | 0.082                     | 100 m                                 |
| EM1-25     |  |  | Glazing Gasket<br>Inside<br>İç Cam Fiteli   | EPDM<br>COEX        | 0.090                     | 100 m                                 |
| EM2-11     |  |  | Glazing Gasket<br>Outside<br>Dış Cam Fiteli | EPDM<br>COEX        | 0.110                     | 100 m                                 |
| EM84-01A   |  |  | Central Gasket<br>Tozluk Fiteli             | EPDM                | 0.160                     | 50 m                                  |
| EM84-01B   |  |  | Central Gasket<br>Tozluk Fiteli             | EPDM<br>COEX        | 0.233                     | 50 m                                  |
| EM84-02    |  |  | Central Gasket<br>Tozluk Fiteli             | EPDM                | -                         | - m                                   |

**GASKETS / FİTİLLER**


| CODE / KOD  | DRAWING / ÇİZİM   | APPLICATION<br>UYGULAMA   | DESCRIPTION<br>AÇIKLAMA                          | MATERIAL<br>MALZEME | WEIGHT<br>AĞIRLIK<br>Kg/m | IN ONE<br>PACKAGE<br>PAKET<br>MİKTARI |
|-------------|---|---|--|---------------------|---------------------------|---------------------------------------|
| EM3-03      |    |    | Acoustical Gasket<br>Bini Fitolu                 | EPDM                | 0.031                     | 400 m                                 |
| EM3-09      |    |    | Acoustical Gasket<br>Bini Fitolu                 | EPDM                | 0.040                     | 300 m                                 |
| EM3-10      |    |    | Acoustical Gasket<br>Bini Fitolu                 | EPDM                | 0.036                     | 350 m                                 |
| EM84-410    |  |   | Gasket<br>Fitolu                                 | EPDM                | 0.030                     | 500 m                                 |
| O.RING-3 mm |  |  | Foam Gasket<br>Sünger Fitolu                     | EPDM                | 0.005                     | 100 m                                 |
| EM84-11     |  |  | Frame Isolation<br>Gasket<br>Kasa Yalıtım Fitolu | EPDM<br>COEX        | 0.133                     | 50 m                                  |
| EM84-12     |  |  | Sash Isolation<br>Gasket<br>Kanat Yalıtım Fitolu | EPDM<br>COEX        | 0.095                     | 75 m                                  |




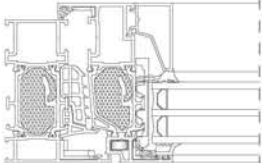

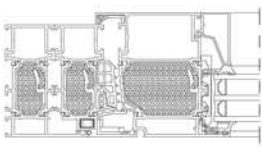

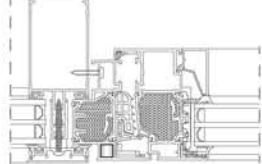

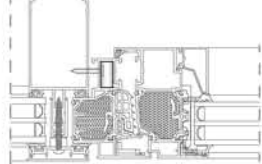

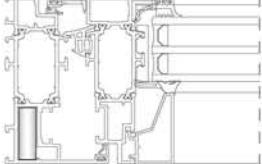

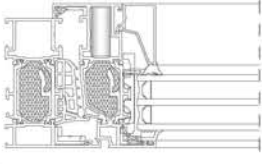

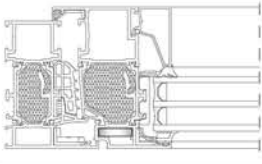

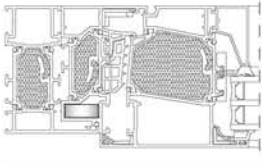

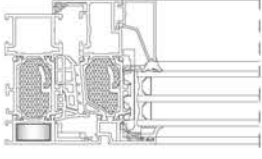
**BRUSH / FIRÇA**

| CODE / KOD | DRAWING / ÇİZİM  | APPLICATION UYGULAMA   | DESCRIPTION AÇIKLAMA    | MATERIAL MALZEME | WEIGHT AĞIRLIK Kg/m | IN ONE PACKAGE PAKET MIKTARI |
|------------|--|--|-------------------------|------------------|---------------------|------------------------------|
| PB-7-1000  |   |   | Brush / Fırça ( 10 mm ) | -                | -                   | 200 m                        |
| PB-7-1500  |   |   | Brush / Fırça ( 15 mm ) | -                | -                   | 200 m                        |
| AKF-195 B  |  |  | Brush / Fırça ( 35 mm ) | -                | -                   | 90cm / 100 cm                |


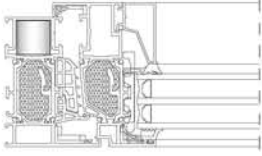

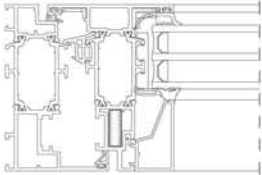

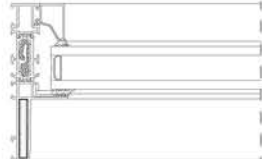

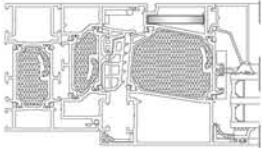

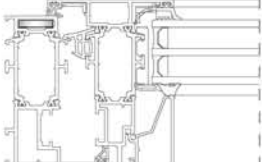

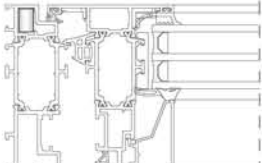

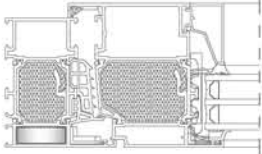

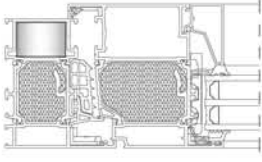

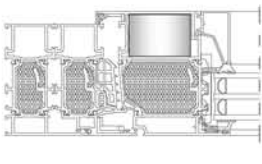
**ENJECTION CORNER / ENJEKSİYON KÖŞE**

| CODE / KOD | DRAWING / ÇİZİM   | APPLICATION UYGULAMA | DESCRIPTION AÇIKLAMA | MATERIAL MALZEME | WEIGHT AĞIRLIK Kg/m | IN ONE PACKAGE PAKET MIKTARI |
|------------|---|----------------------|----------------------|------------------|---------------------|------------------------------|
| EM84-C01   |  |                      | -                    | EPDM             | -                   | Pieces / Adet                |


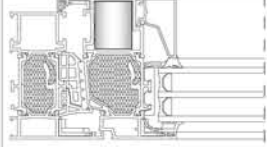

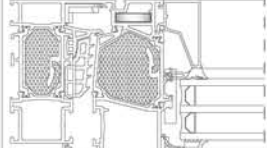

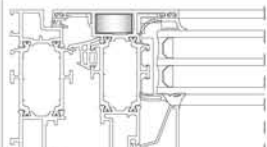

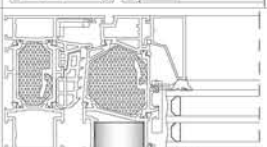

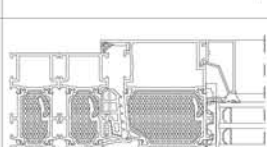

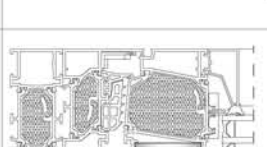
**PRESS CORNER JOINTS / PRES KÖŞE BAĞLANTILAR**

| CODE / KOD  | DRAWING / ÇİZİM   | APPLICATION / UYGULAMA  | PROFILE CODE<br>PROFIL KOD | CUTTING SIZE<br>KESİM ÖLÇÜSÜ | APPLICATION<br>PROFILES<br>ÇALIŞTIĞI PROFİLLER  |
|-------------|---|---|----------------------------|------------------------------|---|
| CC-101-05.7 |    |    | 09-101-00                  | 5.7 mm                       | 84T/TH-201-18<br>84T/TH-211-18  |
| CC-101-06.3 |    |    | 09-101-00                  | 6.3 mm                       | 84T/TH-404-18   |
| CC-101-10.9 |    |    | 09-101-00                  | 10.9 mm                      | 84T/TH-141-18<br>84T/TH-301-18<br>84T/TH-507-18   |
| CC-101-22.7 |   |   | 09-101-00                  | 22.7 mm                      | 84T/TH-141-18<br>84T/TH-301-18<br>84T/TH-507-18   |
| CC-101-29.5 |  |  | 09-101-00                  | 29.5 mm                      | 84T/TH-181-18<br>84T/TH-182-18<br>84T/TH-582-18   |
| CC-102-32.1 |  |  | 09-102-00                  | 32.1 mm                      | 84T/TH-201-18<br>84T/TH-211-18  |
| CC-103-05.7 |  |  | 09-103-00                  | 5.7 mm                       | 84T/TH-202-18<br>84T/TH-212-18<br>84T/TH-262-18   |
| CC-103-09.2 |  |  | 09-103-00                  | 9.2 mm                       | 84T/TH-502-18   |
| CC-103-11.0 |  |  | 09-103-00                  | 11.0 mm                      | 84T/TH-102-18<br>84T/TH-112-18<br>84T/TH-122-18<br>84T/TH-302-18<br>84T/TH-322-18<br>84T/TH-404-18<br>84T/TH-502-18 |


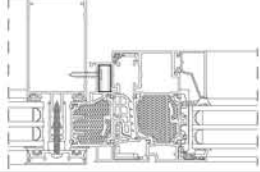

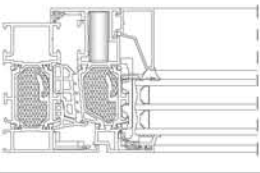

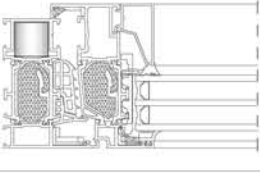

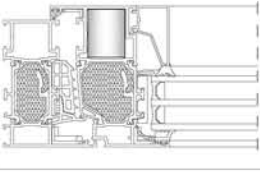

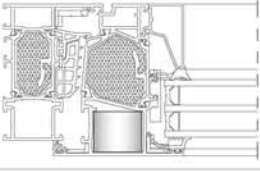

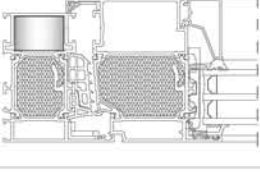
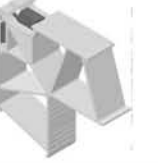
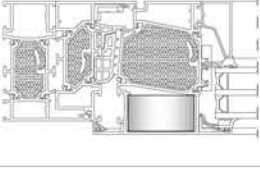

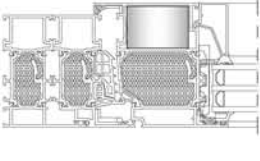
**PRESS CORNER JOINTS / PRES KÖŞE BAĞLANTILAR**

| CODE / KOD  | DRAWING / ÇİZİM   | APPLICATION / UYGULAMA  | PROFILE CODE<br>PROFIL KOD | CUTTING SIZE<br>KESİM ÖLÇÜSÜ | APPLICATION<br>PROFILES<br>ÇALIŞTIĞI PROFİLLER   |
|-------------|---|---|----------------------------|------------------------------|--|
| CC-103-22.6 |    |    | 09-103-00                  | 22.6 mm                      | 84T/TH-102-18<br>84T/TH-112-18<br>84T/TH-122-18<br>84T/TH-302-18<br>84T/TH-322-18<br>84T/TH-404-18 |
| CC-107-21.0 |    |    | 09-107-00                  | 21.0 mm                      | 84T/TH-281-18  |
| CC-107-50.2 |    |    | 09-107-00                  | 50.2 mm                      | 84T/TH-141-18  |
| CC-108-05.7 |   |  | 09-108-00                  | 5.7 mm                       | 84T/TH-217-18  |
| CC-111-04.0 |  |  | 09-111-00                  | 04.0 mm                      | 84T/TH-182-18  |
| CC-119-13.5 |  |  | 09-119-00                  | 13.5 mm                      | 84T/TH-181-18  |
| CC-124-11.0 |  |  | 09-124-00                  | 11 mm                        | 84T/TH-103-18<br>84T/TH-109-18<br>84T/TH-303-18  |
| CC-124-22.6 |  |  | 09-124-00                  | 22.6 mm                      | 84T/TH-103-18<br>84T/TH-109-18<br>84T/TH-303-18  |
| CC-131-32.1 |  |  | 09-131-00                  | 32.1 mm                      | 84T/TH-216-18  |


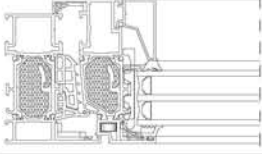

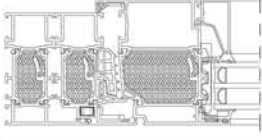

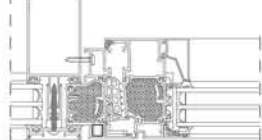

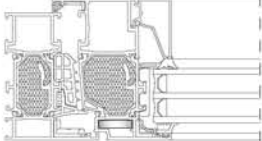

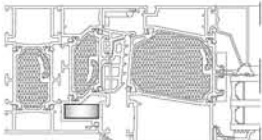

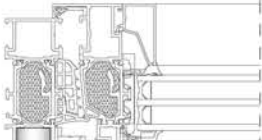

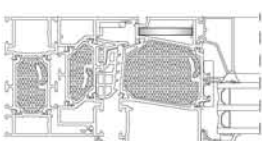

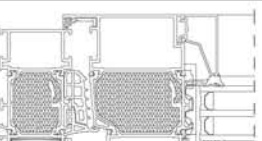

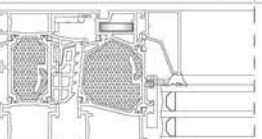

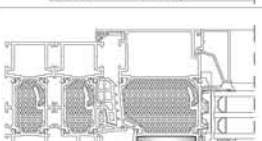
**PRESS CORNER JOINTS / PRES KÖŞE BAĞLANTILAR**

| CODE / KOD  | DRAWING / ÇİZİM   | APPLICATION / UYGULAMA  | PROFILE CODE<br>PROFIL KOD | CUTTING SIZE<br>KESİM ÖLÇÜSÜ | APPLICATION<br>PROFILES<br>ÇALIŞTIĞI PROFİLLER |
|-------------|---|---|----------------------------|------------------------------|--|
| CC-143-32.1 |    |    | 09-143-00                  | 32.1 mm                      | 84T/TH-202-18<br>84T/TH-212-18                 |
| CC-145-05.7 |    |    | 09-145-00                  | 5.7 mm                       | 84T/TH-272-18                                  |
| CC-145-11.0 |    |    | 09-145-00                  | 11 mm                        | 84T/TH-281-18                                  |
| CC-146-25.6 |   |   | 09-146-00                  | 25.6 mm                      | 84T/TH-272-18                                  |
| CC-147-05.7 |  |  | 09-147-00                  | 5.7 mm                       | 84T/TH-216-18                                  |
| CC-148-25.6 |  |  | 09-148-00                  | 25.6 mm                      | 84T/TH-217-18                                  |


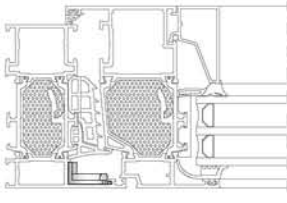

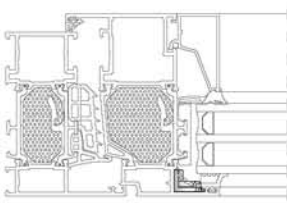

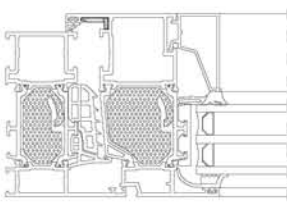


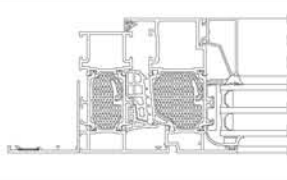
**MECHANICAL CORNER JOINTS / MEKANİK KÖŞE BAĞLANTILAR**

| CODE / KOD  | DRAWING / ÇİZİM   | APPLICATION / UYGULAMA  | PROFILE CODE<br>PROFIL KOD | CUTTING SIZE<br>KESİM ÖLÇÜSÜ | APPLICATION<br>PROFILES<br>ÇALIŞTIĞI PROFİLLER  |
|-------------|---|---|----------------------------|------------------------------|---|
| KC-801-22.4 |    |    | 09-801-00                  | 22.4 mm                      | 84T/TH-141-18<br>84T/TH-301-18<br>84T/TH-507-18   |
| KC-802-31.9 |    |    | 09-802-00                  | 31.9 mm                      | 84T/TH-201-18<br>84T/TH-211-18  |
| KC-803-22.4 |    |    | 09-803-00                  | 22.4 mm                      | 84T/TH-102-18<br>84T/TH-112-18<br>84T/TH-122-18<br>84T/TH-302-18<br>84T/TH-322-18<br>84T/TH-404-18<br>84T/TH-502-18 |
| KC-807-31.9 |   |   | 09-807-00                  | 31.9 mm                      | 84T/TH-202-18<br>84T/TH-212-18  |
| KC-808-25.4 |  |  | 09-808-00                  | 25.4 mm                      | 84T/TH-272-18   |
| KC-809-22.4 |  |  | 09-809-00                  | 22.4 mm                      | 84T/TH-103-18<br>84T/TH-109-18<br>84T/TH-303-18   |
| KC-810-25.4 |  |  | 09-810-00                  | 22.8 mm                      | 84T/TH-217-18   |
| KC-810-31.9 |  |  | 09-810-00                  | 31.9 mm                      | 84T/TH-216-18   |

**PRESS CORNER JOINTS / PRES KÖŞE BAĞLANTILAR**

| CODE / KOD   | DRAWING / ÇİZİM   | APPLICATION / UYGULAMA  | PROFILE CODE<br>PROFİL KOD | CUTTING SIZE<br>KESİM ÖLÇÜSÜ | APPLICATION<br>PROFILES<br>ÇALIŞTIĞI PROFİLLER   |
|--------------|---|---|----------------------------|------------------------------|--|
| CPA-101-05.7 |    |    | 09-101-00                  | 5.7 mm                       | 84T/TH-201-18<br>84T/TH-211-18   |
| CPA-101-06.3 |    |    | 09-101-00                  | 6.3 mm                       | 84T/TH-404-18  |
| CPA-101-10.9 |    |    | 09-101-00                  | 10.9 mm                      | 84T/TH-301-18<br>84T/TH-507-18   |
| CPA-103-05.7 |   |   | 09-103-00                  | 5.7 mm                       | 84T/TH-202-18  |
| CPA-103-09.2 |  |  | 09-103-00                  | 09.2 mm                      | 84T/TH-502-18  |
| CPA-103-11.0 |  |  | 09-103-00                  | 11.0 mm                      | 84T/TH-102-18<br>84T/TH-112-18<br>84T/TH-122-18<br>84T/TH-302-18<br>84T/TH-322-18<br>84T/TH-502-18 |
| CPA-108-05.7 |  |  | 09-108-00                  | 5.7 mm                       | 84T/TH-217-18  |
| CPA-124-11.0 |  |  | 09-124-00                  | 11.0 mm                      | 84T/TH-103-18<br>84T/TH-109-18<br>84T/TH-303-18  |
| CPA-145-05.7 |  |  | 09-145-00                  | 5.7 mm                       | 84T/TH-272-18  |
| CPA-147-05.7 |  |  | 09-147-00                  | 5.7 mm                       | 84T/TH-216-18  |

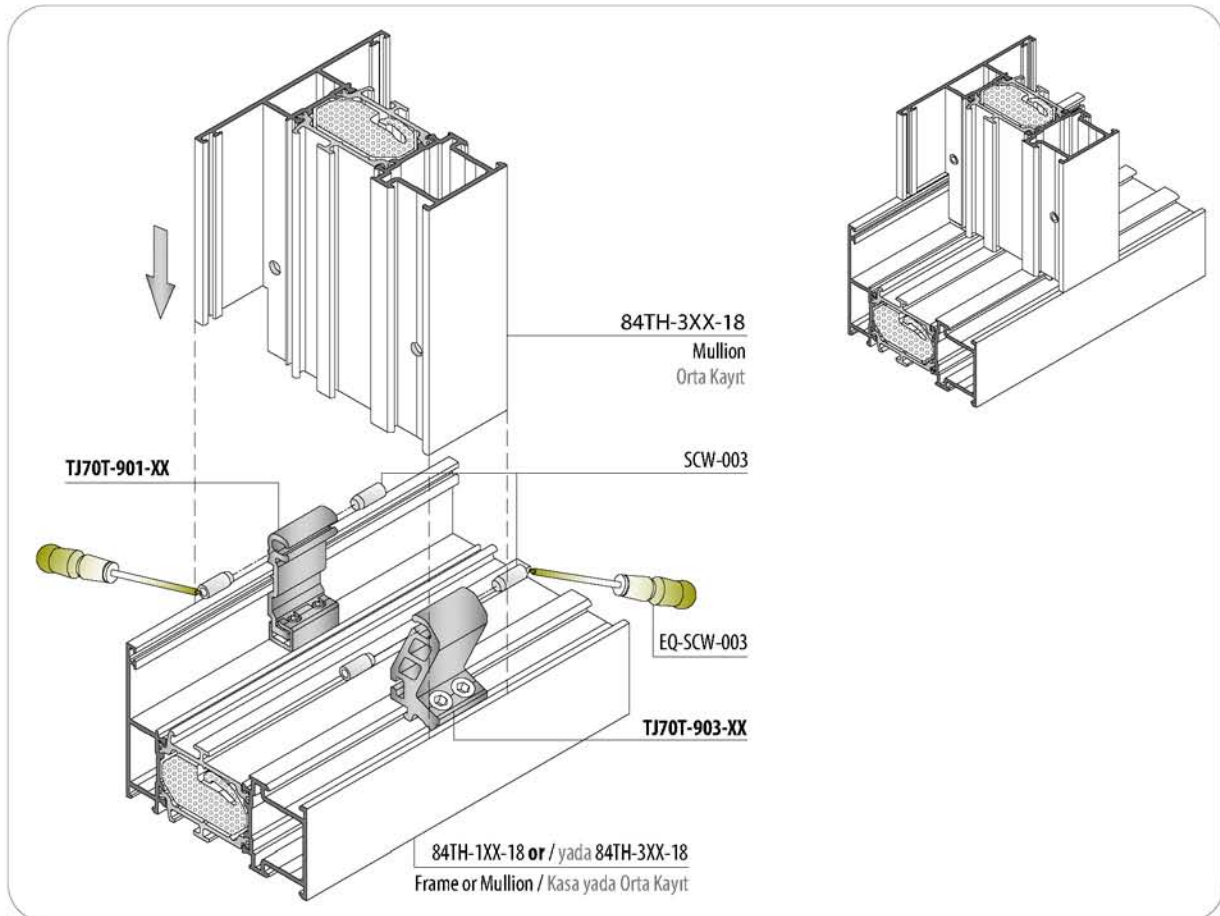
**CORNER ALIGNMENT / KÖŞE GÖNYE**

| PACKAGE CODE<br>PAKET KODU | DRAWING / ÇİZİM   | APPLICATION / UYGULAMA  | DESCRIPTION<br>AÇIKLAMA  | MATERIAL<br>MALZEME | APPLICATION<br>PROFILES<br>ÇALIŞTIĞI PROFİLLER  |
|----------------------------|---|---|--|---------------------|---|
| EM70-21                    |    |    | PVC<br>CornerAlignment<br>PVC Köşe Gönye                         | PVC                 | 84T/TH-102-18<br>84T/TH-112-18<br>84T/TH-122-18<br>84T/TH-103-18<br>84T/TH-109-18<br>84T/TH-141-18<br>84T/TH-301-18<br>84T/TH-302-18<br>84T/TH-322-18<br>84T/TH-303-18<br>84T/TH-404-18<br>84T/TH-502-18<br>84T/TH-507-18 |
| EM70-22                    |   |   | PVC<br>CornerAlignment<br>PVC Köşe Gönye                         | PVC                 | 84T/TH-201-18<br>84T/TH-202-18<br>84T/TH-211-18<br>84T/TH-212-18<br>84T/TH-216-18<br>84T/TH-217-18<br>84T/TH-262-18<br>84T/TH-272-18<br>84T/TH-281-18   |
| EM70-23                    |  |  | PVC<br>CornerAlignment<br>PVC Köşe Gönye                         | PVC                 | 84T/TH-201-18<br>84T/TH-202-18<br>84T/TH-211-18<br>84T/TH-212-18<br>84T/TH-216-18<br>84T/TH-217-18<br>84T/TH-262-18<br>84T/TH-272-18<br>84T/TH-281-18   |
| LC-122                     |  |  | Die-Cast<br>Alignment Corner<br>Alignment<br>Döküm Köşe<br>Gönye | DIE-CAST<br>DÖKÜM   | 84T/TH-105-18<br>84T/TH-107-18<br>84T/TH-108-18   |
| MK-20.1                    |  |  | Metal Corner<br>Alignment<br>Metal Köşe gönye                    | METAL               | 84T/TH-112-18<br>84T/TH-122-18<br>07-102-00<br>07-103-00<br>07-108-015  |

T JUNCTION (MONTAGE TO FRAME) / T BAĞLANTI (KASAYA)







| APPLICATION PROFILES<br>ÇALIŞTIĞI PROFİLLER | PACKAGE CODE<br>PAKET KODU | WIEV<br>RESİM   | PROFILE CODE<br>PROFİL KOD | CUTTING SIZE<br>KESİM ÖLÇÜSÜ |
|---|----------------------------|---|----------------------------|------------------------------|
| 84T/TH-301-18                               | <b>TJ70T-901-10.4</b>      |    | 70T-901-00                 | 10.4 mm                      |
|   | <b>TJ70T-903-10.4</b>      |    | 70T-903-00                 |                              |
| 84T/TH-302-18<br>84T/TH-322-18              | <b>TJ70T-901-22.4</b>      |    | 70T-901-00                 | 22.4 mm                      |
|   | <b>TJ70T-903-22.4</b>      |    | 70T-903-00                 |                              |
| 84T/TH-303-18                               | <b>TJ70T-901-32.4</b>      |   | 70T-901-00                 | 32.4 mm                      |
|   | <b>TJ70T-903-32.4</b>      |  | 70T-903-00                 |                              |

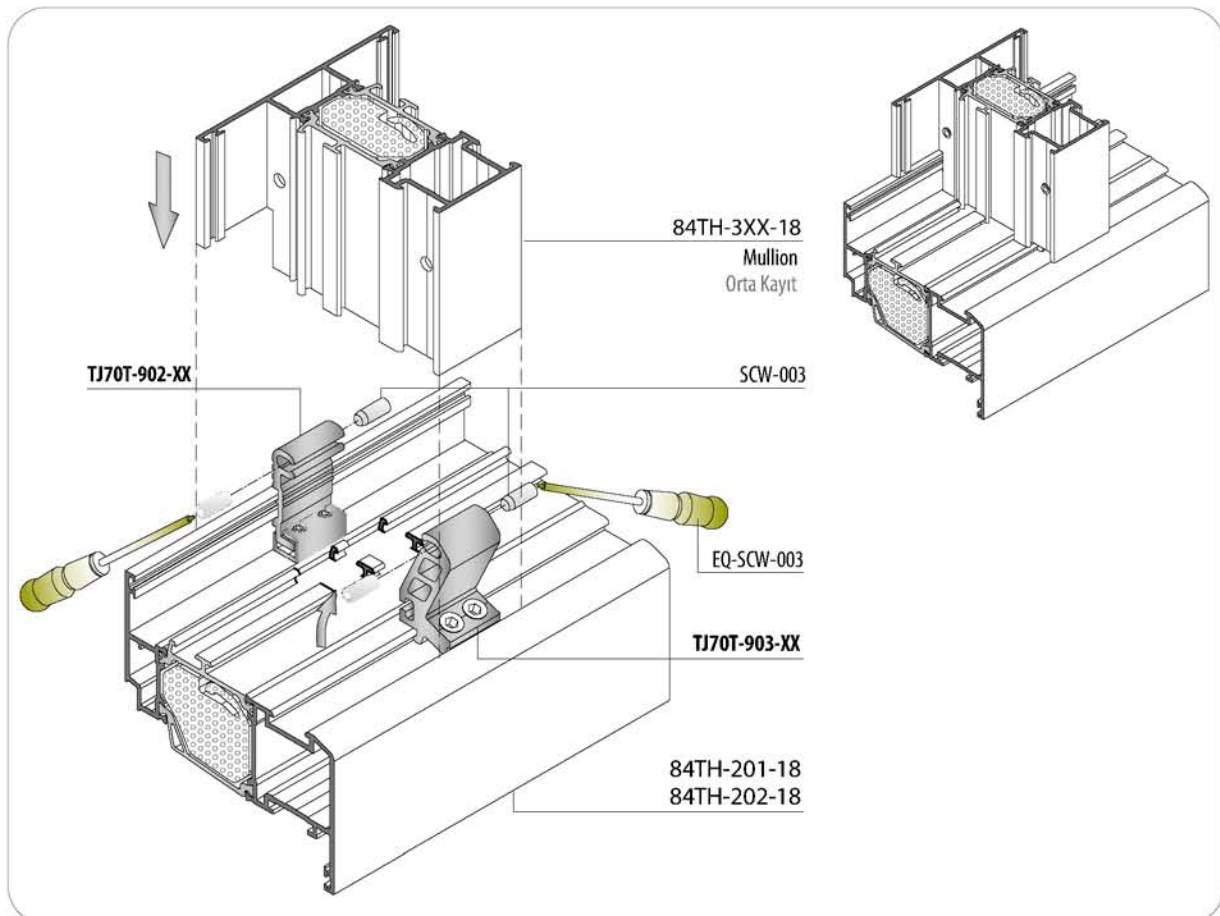
APPLICATION / UYGULAMA








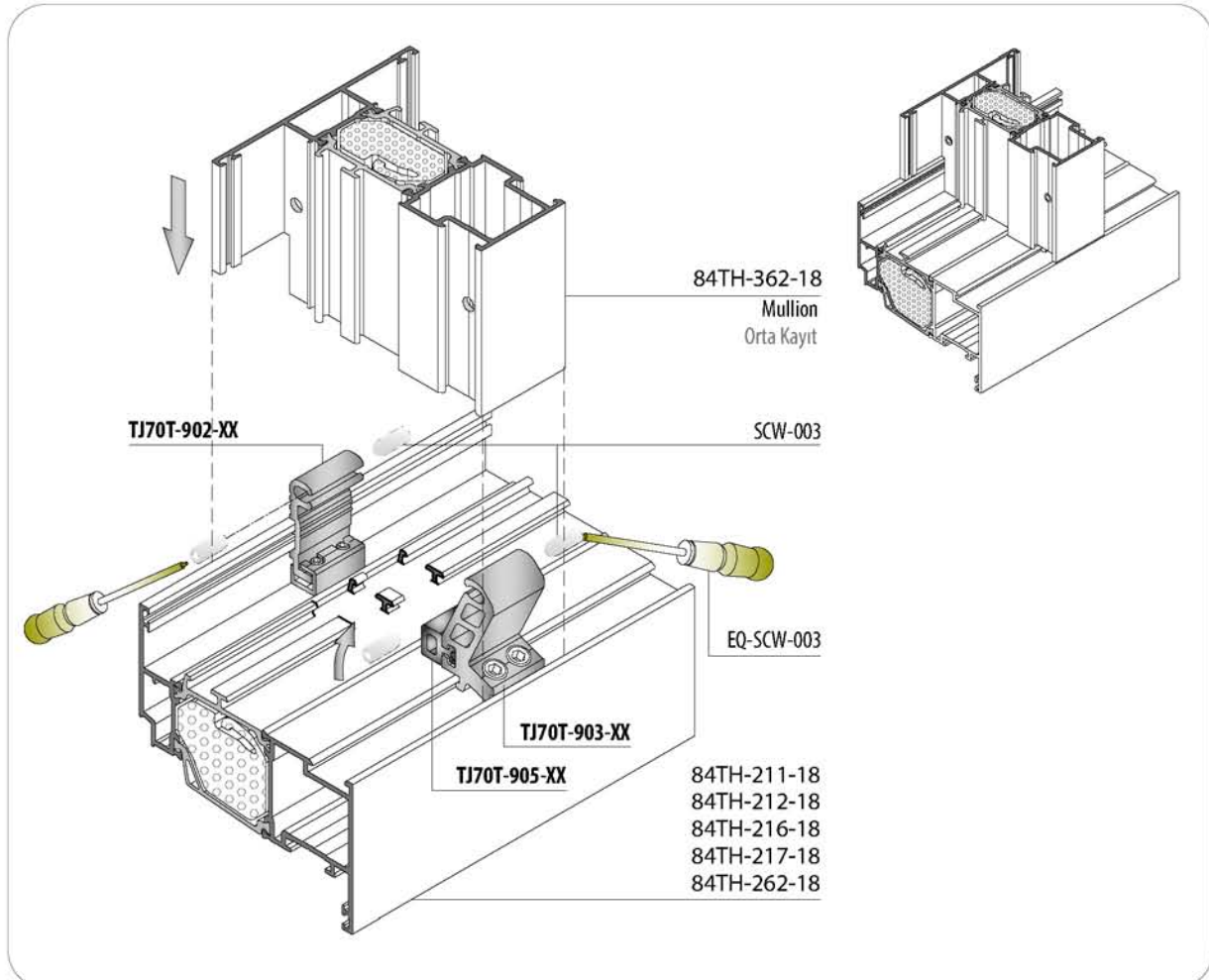
**T JUNCTION MONTAGE TO (STANDARD SASH) / T BAĞLANTI (STANDART KANADA)**

| APPLICATION PROFILES<br>ÇALIŞTIĞI PROFİLLER | PACKAGE CODE<br>PAKET KODU | WIEV<br>RESİM   | PROFILE CODE<br>PROFİL KOD | CUTTING SIZE<br>KESİM ÖLÇÜSÜ |
|---|----------------------------|---|----------------------------|------------------------------|
| <b>84T/TH-301-18</b>                        | <b>TJ70T-902-10.4</b>      |    | 70T-902-00                 | 10.4 mm                      |
|   | <b>TJ70T-903-10.4</b>      |    | 70T-903-00                 |                              |
| <b>84T/TH-302-18<br/>84T/TH-322-18</b>      | <b>TJ70T-902-22.4</b>      |    | 70T-902-00                 | 22.4 mm                      |
|   | <b>TJ70T-903-22.4</b>      |    | 70T-903-00                 |                              |
| <b>84T/TH-303-18</b>                        | <b>TJ70T-902-32.4</b>      |   | 70T-902-00                 | 32.4 mm                      |
|   | <b>TJ70T-903-32.4</b>      |  | 70T-903-00                 |                              |




**T JUNCTION MONTAGE TO (FLAT SASH) / T BAĞLANTI (DÜZ KANADA)**  
**MULLION / ORTA KAYIT**

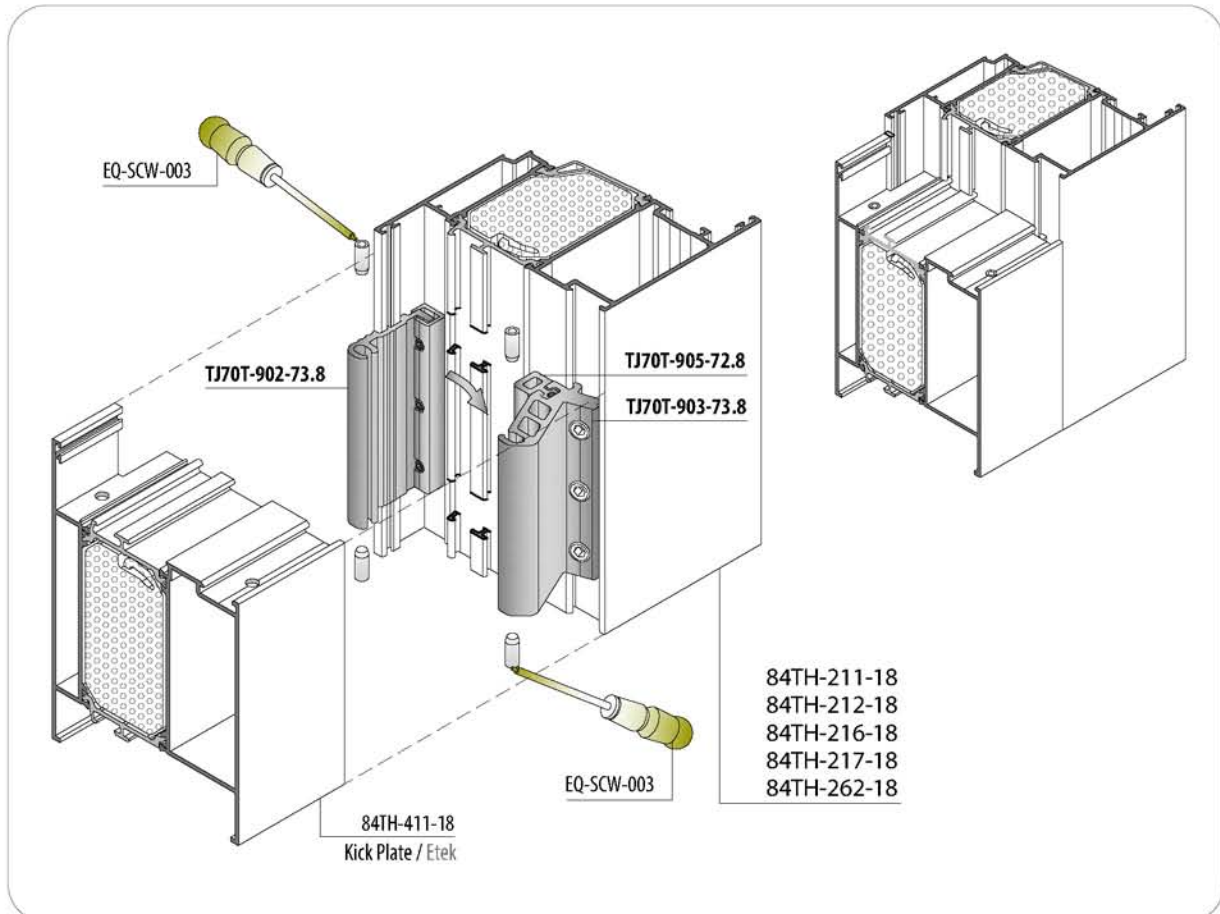
| APPLICATION<br>PROFILES<br>ÇALIŞTIĞI<br>PROFİLLER | PACKAGE<br>CODE<br>PAKET<br>KODU | WIEV<br>RESİM   | PROFILE<br>CODE<br>PROFİL<br>KOD | CUTTING<br>SIZE<br>KESİM<br>ÖLÇÜSÜ |
|---|----------------------------------|---|----------------------------------|------------------------------------|
| 84T/TH-362-18                                     | <b>TJ70T-902-22.4</b>            |  | 84T-902-00                       | 22.4 mm                            |
|   | <b>TJ70T-903-22.4</b>            |  | 84T-903-00                       | 22.4 mm                            |
|   | <b>TJ70T-905-21.4</b>            |  | 84T-905-00                       | 21.4 mm                            |

**APPLICATION / UYGULAMA**


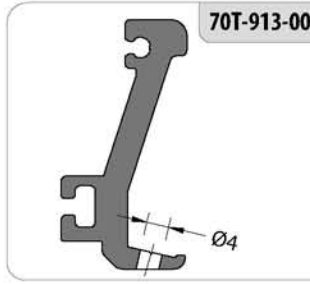
**T JUNCTION MONTAGE TO (FLAT SASH) / T BAĞLANTI (DÜZ KANADA)**  
**KICK PLATE / ETEK**

| APPLICATION PROFILES<br>ÇALIŞTIĞI PROFİLLER | PACKAGE CODE<br>PAKET KODU | WIEV<br>RESİM   | PROFILE CODE<br>PROFİL KOD | CUTTING SIZE<br>KESİM ÖLÇÜSÜ |
|---|----------------------------|---|----------------------------|------------------------------|
| 84T/TH-411-18                               | <b>TJ70T-902-73.8</b>      |  | 84T-902-00                 | 73.8 mm                      |
|   | <b>TJ70T-903-73.8</b>      |  | 84T-903-00                 | 73.8 mm                      |
|   | <b>TJ70T-905-72.8</b>      |  | 84T-905-00                 | 72.8 mm                      |

**APPLICATION / UYGULAMA**

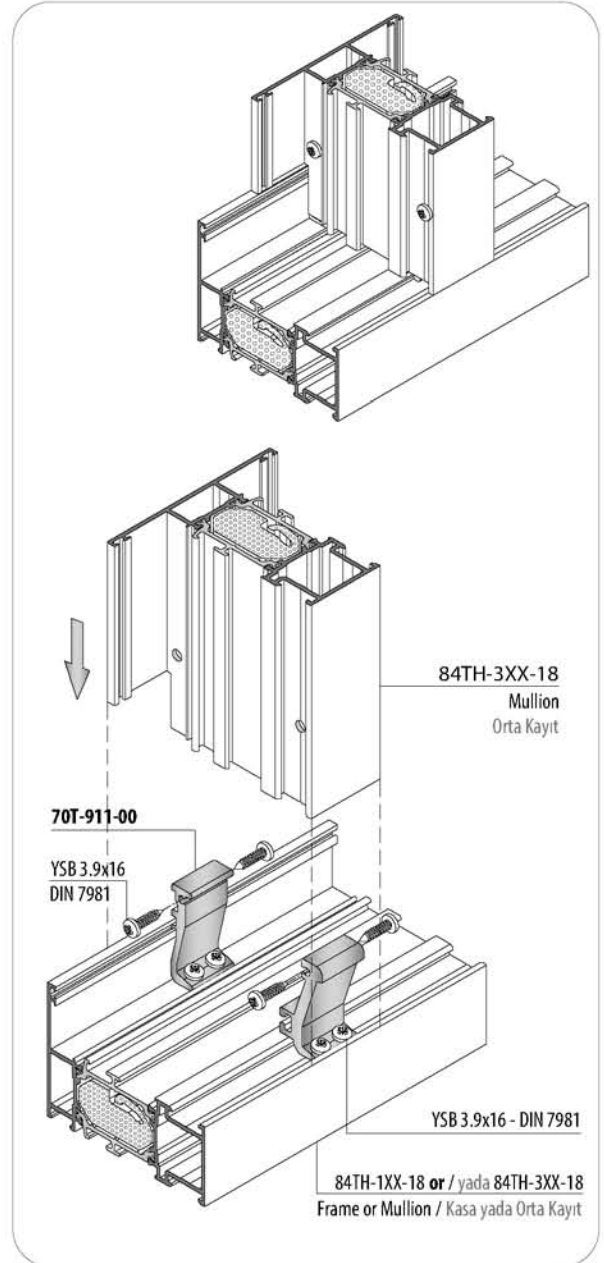


**ALTERNATIVE T JUNCTION / ALTERNATIF T BAĞLANTI  
T JUNCTION (MONTAGE TO FRAME) / T BAĞLANTI (KASAYA)**

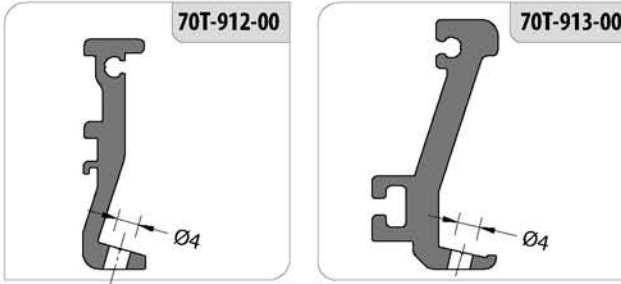


|  |  |  |
|--|--|--|
| <b>84T/TH-301-18</b>                   |  |  |
| <b>84T/TH-302-18<br/>84T/TH-322-18</b> |  |  |
| <b>84T/TH-303-18</b>                   |  |  |

**APPLICATION / UYGULAMA**

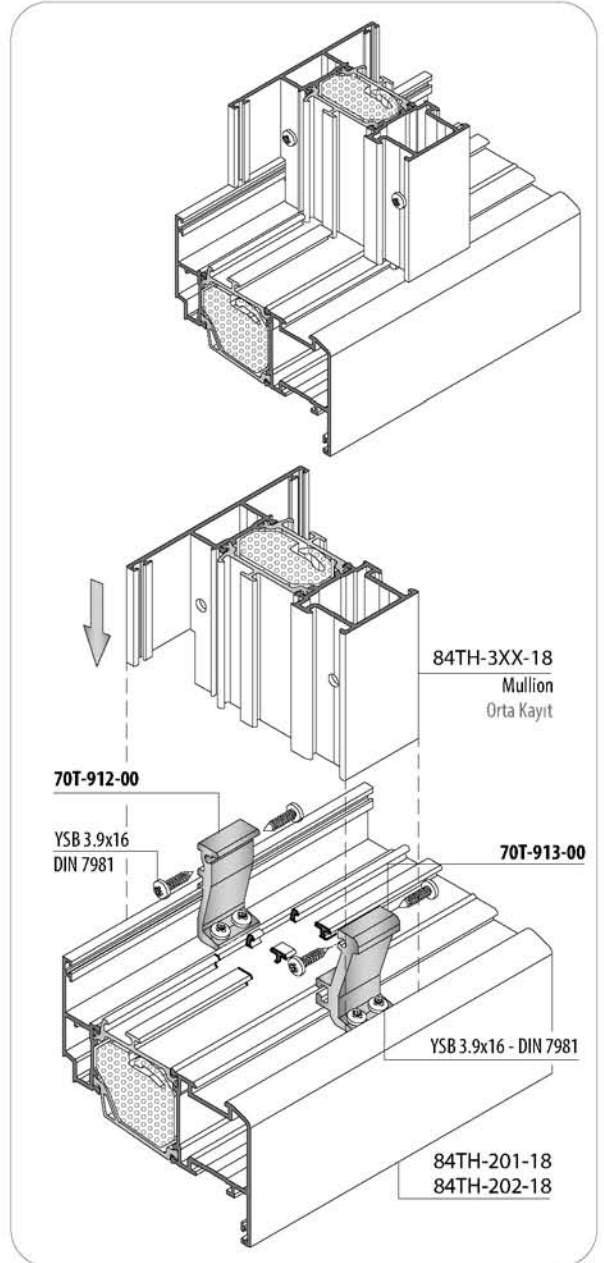


**ALTERNATIVE T JUNCTION / ALTERNATIF T BAĞLANTI**  
**T JUNCTION MONTAGE TO (STANDARD SASH) / T BAĞLANTI (STANDART KANADA)**



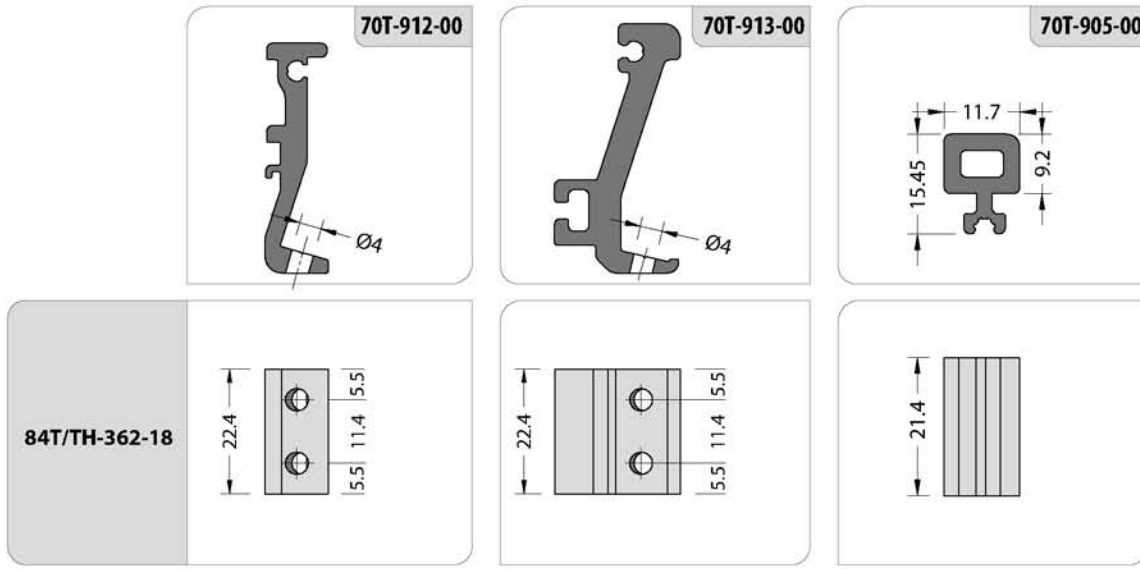
|  |  |  |
|--|--|--|
| <b>84T/TH-301-18</b>                         |  |  |
| <b>84T/TH-302-18</b><br><b>84T/TH-322-18</b> |  |  |
| <b>84T/TH-303-18</b>                         |  |  |

**APPLICATION / UYGULAMA**

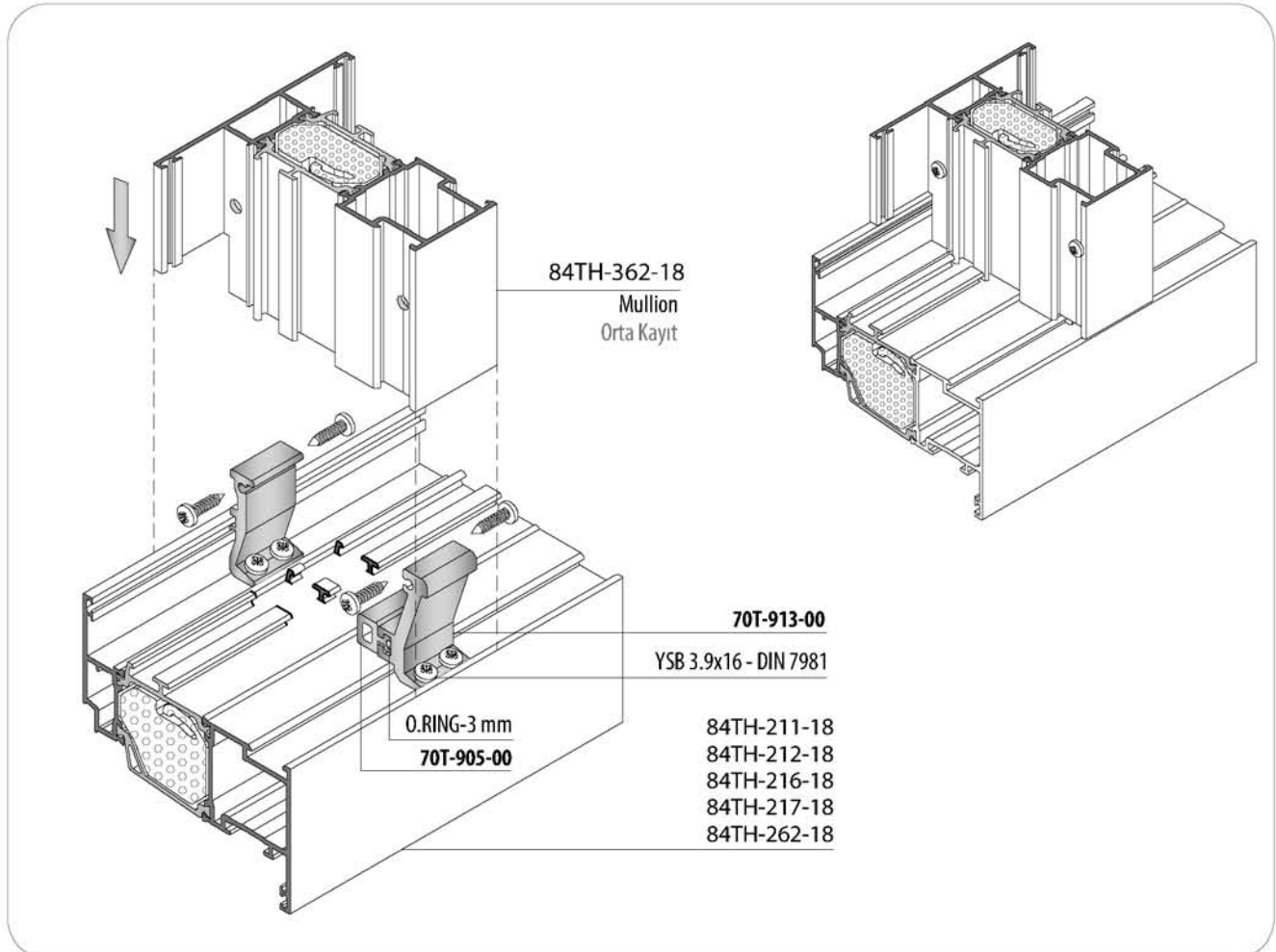


**ALTERNATIVE T JUNCTION / ALTERNATIF T BAĞLANTI**

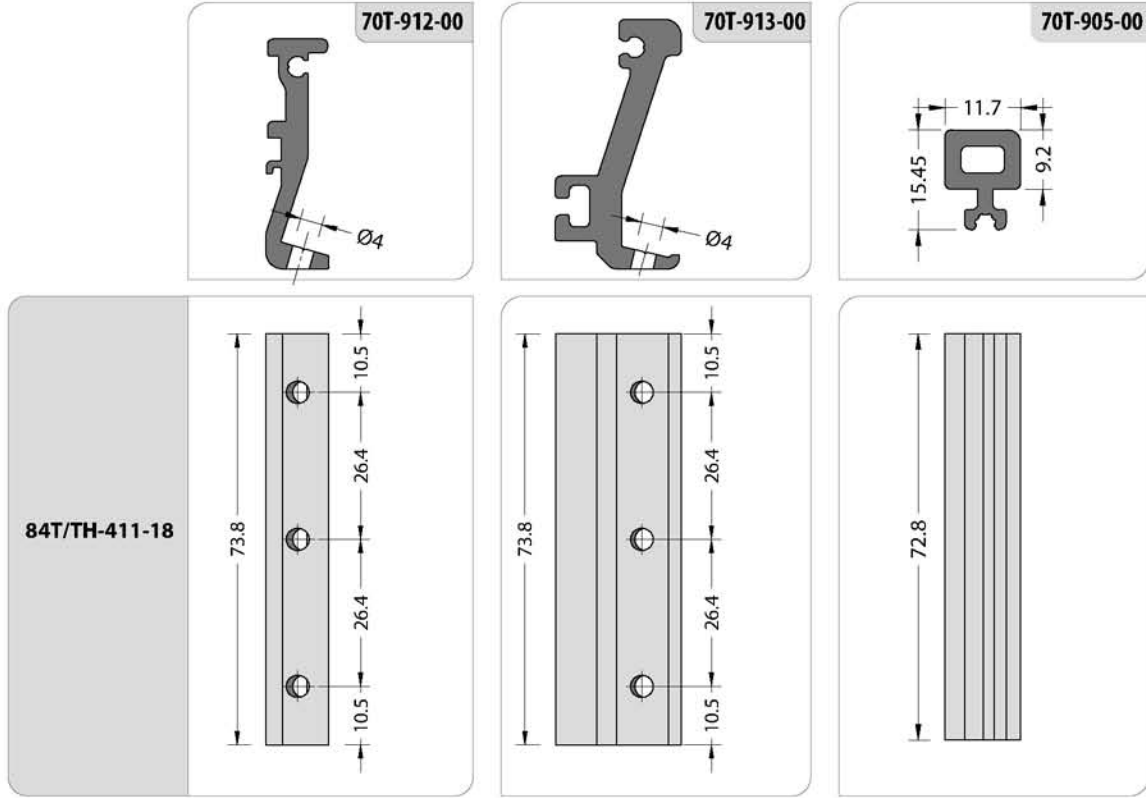
**T JUNCTION MONTAGE TO (FLAT SASH) / T BAĞLANTI (DÜZ KANADA)**



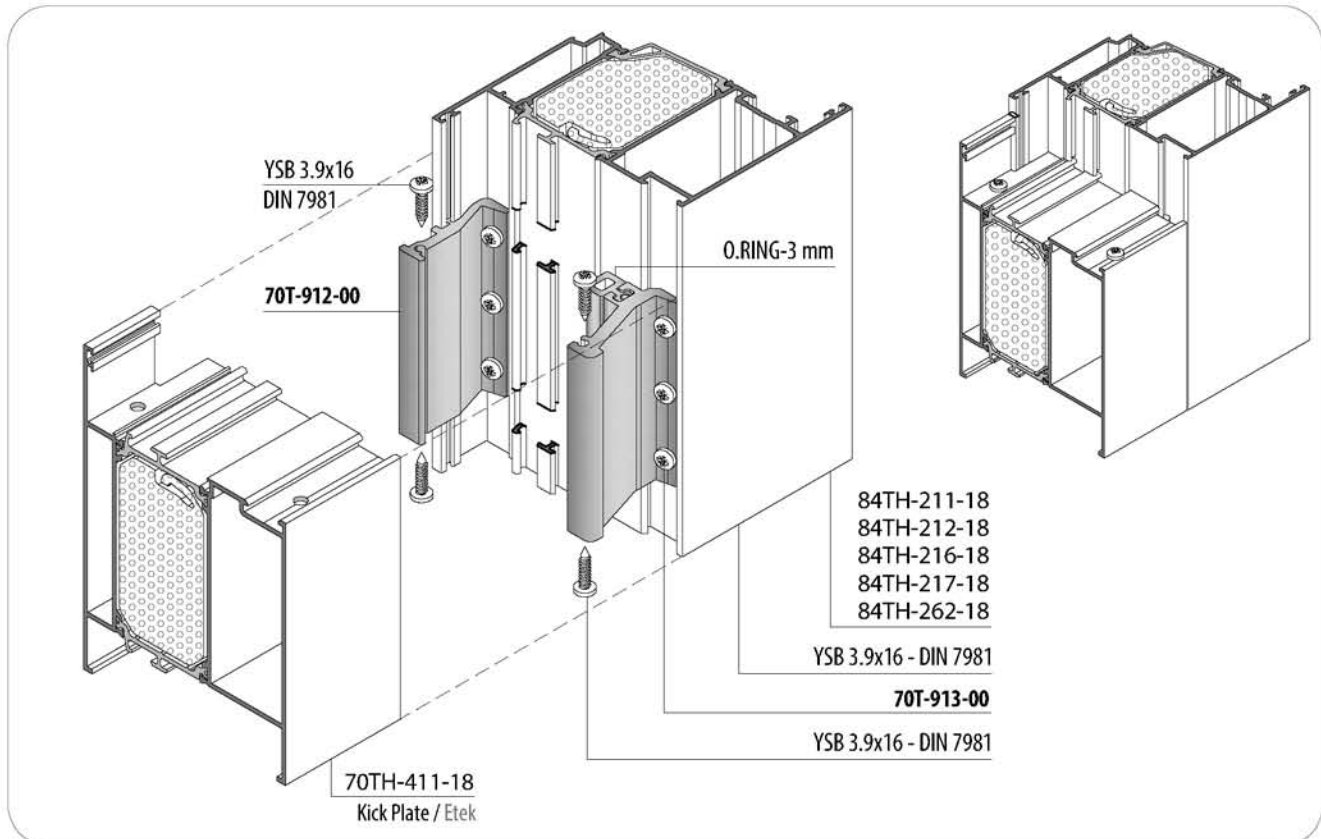
**APPLICATION / UYGULAMA**




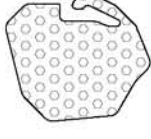

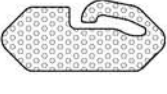







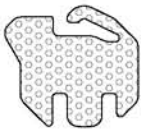

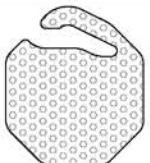
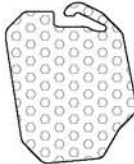
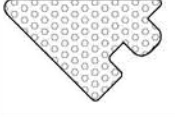

**ALTERNATIVE T JUNCTION / ALTERNATIF T BAĞLANTI**  
**T JUNCTION MONTAGE TO (FLAT SASH) / T BAĞLANTI (DÜZ KANADA)**  
**KICK PLATE / ETEK**



**APPLICATION / UYGULAMA**




**EPS KÖPÜK / EPS KÖPÜK**

| CODE<br>KOD | DRAWING<br>ÇİZİM  | APPLICATION<br>PROFILES<br>ÇALIŞTIĞI<br>PROFİLLER  | SIZE<br>ÖLÇÜ<br>( Meter / Metre) | CODE<br>KOD | DRAWING<br>ÇİZİM  | APPLICATION<br>PROFILES<br>ÇALIŞTIĞI<br>PROFİLLER | SIZE<br>ÖLÇÜ<br>( Meter / Metre) |
|-------------|---|--|----------------------------------|-------------|---|---|----------------------------------|
| HM84T-101   |    | 84T/TH-301-18  | 2                                | HM84T-272   |    | 84T/TH-272-18                                     | 2                                |
| HM84T-181   |    | 84T/TH-181-18<br>84T/TH-182-18   | 2                                | HM84T-281   |    | 84T/TH-281-18                                     | 2                                |
| HM84T-102   |    | 84T/TH-102-18<br>84T/TH-112-18<br>84T/TH-302-18<br>84T/TH-322-18<br>84T/TH-362-18<br>84T/TH-404-18 | 2                                | HM84T-411   |   | 84T/TH-411-18                                     | 2                                |
| HM84T-103   |  | 84T/TH-103-18<br>84T/TH-303-18   | 2                                | HM84T-501   |  | 84T/TH-501-18<br>84T/TH-551-18                    | 2                                |
| HM84T-201   |  | 84T/TH-201-18<br>84T/TH-211-18   | 2                                | HM84T-502   |  | 84T/TH-502-18                                     | 2                                |
| HM84T-202   |  | 84T/TH-202-18<br>84T/TH-212-18   | 2                                | HM84T-507   |  | 84T/TH-507-18                                     | 2                                |
| HM84T-206   |  | 84T/TH-216-18  | 2                                | HM70T-508A  |  | 84T/TH-508-20                                     | 2                                |
| HM84T-217   |  | 84T/TH-217-18  | 2                                | HM84T-508B  |  | 84T/TH-508-20                                     | 2                                |
|             |   |  |                                  | HM84T-582   |  | 84T/TH-582-18                                     | 2                                |





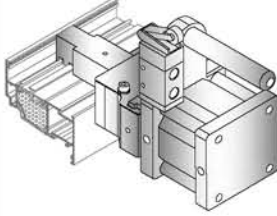

**EPS KÖPÜK / EPS KÖPÜK**

| CODE<br>KOD | DRAWING<br>ÇİZİM  | APPLICATION<br>PROFILES<br>ÇALIŞTIĞI<br>PROFİLLER | SIZE<br>ÖLÇÜ<br>( Meter / Metre) |
|-------------|---|---|----------------------------------|
| HM84T-109   |  | 84T/TH-109-18                                     | 2                                |



**ACCESSORIES / AKSESUARLAR**

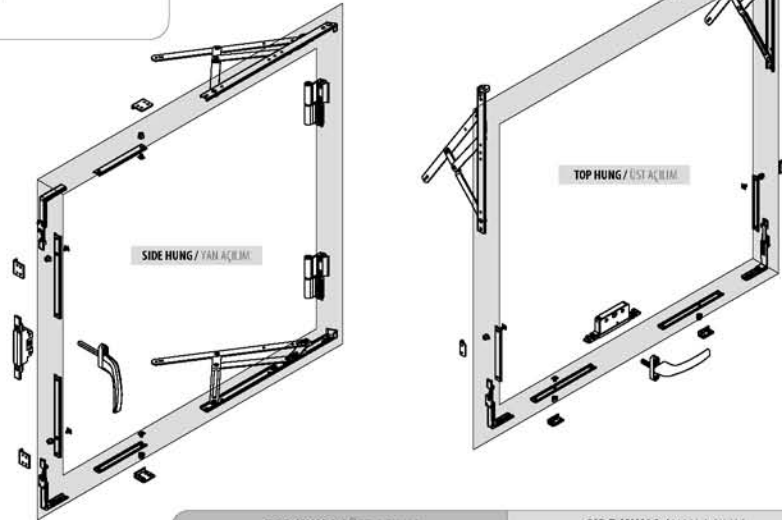
| PACKAGE CODE<br>PAKET KODU      | DRAWING / ÇİZİM   | APPLICATION / UYGULAMA  | APPLICATION<br>PROFILES<br>ÇALIŞTIĞI PROFİLLER | DESCRIPTION<br>AÇIKLAMA  | MATERIAL<br>MALZEME    |
|---------------------------------|---|---|--|--|------------------------|
| EM84T-501                       |    |    | 84T/TH-501-18                                  | ADAPTE CAP<br>ADAPTÖR KAPAĞI   | PVC                    |
| EM58T-405                       |    |    | 58T-405-00                                     | DROPPER CAP<br>DAMLALIK KAPAĞI   | PVC                    |
| EM70T-406                       |    |    | 70T-406-00                                     | DROPPER CAP<br>DAMLALIK KAPAĞI   | PVC                    |
| EM84T-G01                       |    |    | -  | FRAME GLASS WEDGE<br>KASA CAM TAKOZU   | ABS                    |
| EM84T-G02                       |   |   | -  | SASH GLASS WEDGE<br>KANAT CAM TAKOZU   | ABS                    |
| EM15-200                        |  |  | -  | POLYAMIDE ROD PROFILE<br>(Euro Section 1)<br>POLYAMİD TİJ PROFİLİ<br>(Avrupa Kanal1) | POLYAMIDE<br>POLYAMİD  |
| EQ-SCW-003                      |  |  | -  | TOLL FOR PIN<br>PİM İÇİN APARAT  | -                      |
| M16-08-P                        |  |  | 18-351-00                                      | END CAP<br>BİTİŞ KAPAĞI  | -                      |
| CA18-351-00                     |  |  | -  | -  | ALUMINIUM<br>ALÜMİNYUM |
| EM10-01<br>(White / Beyaz)      |  |  | -  | DRAINAGE CAP<br>TAHLİYE KAPAĞI   | PVC                    |
| EM10-02<br>(Black / Siyah)      |   |   |  |  |                        |
| EM10-03<br>(Brown / K.Rengi)    |   |   |  |  |                        |
| EM10-04<br>(Gray / Gri)         |   |   |  |  |                        |
| EM10-05<br>(L.Coffe / A. Kahve) |   |   |  |  |                        |

**PUNCHING MACHINE / PUNCH MAKİNASI**

| PACKAGE CODE<br>PAKET KODU | DRAWING / ÇİZİM   | APPLICATION / UYGULAMA  | APPLICATION<br>PROFILES<br>ÇALIŞTIĞI PROFİLLER | DESCRIPTION<br>AÇIKLAMA   |
|----------------------------|---|---|--|---|
| LC70T-02                   |    |   |  | Punching Mechanical Corner Joint<br>Holes For Frames<br>Punching Mechanical Corner Joint<br>Holes For Sashes<br>Punching Handle Holes<br>Punching Rod Holes<br>Notching Sashes rod groove |
| LC70T-01                   |  |  |  | NOTCHING MACHINE FOR<br>ISOLATION STRIPS IN THE<br>SASHES<br>KANAT ISI BARIYERİ KERTME<br>MAKİNASI  |
| LC84T-11                   |  |   | ALL SASH PROFILES<br>TÜM KANAT<br>PROFİLLERİ   | NOTCHING TOOL FOR ISOLATION<br>STRIPS IN THE SASHES<br>KANAT ISI BARIYERİ KERTME<br>MAKİNA APARATI  |









## OUTWARD - 1 / DIŐA AÇILIM-1

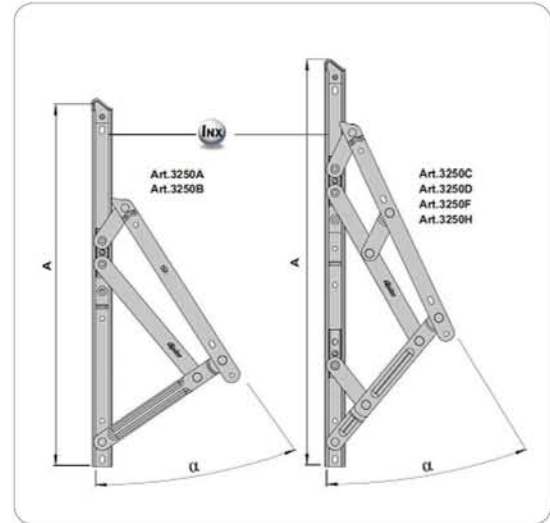
| PACKAGE CODE<br>PAKET KODU | DRAWING / ÇİZİM  | DESCRIPTION<br>AÇIKLAMA   | PACKAGE CODE<br>PAKET KODU | DRAWING / ÇİZİM   | DESCRIPTION<br>AÇIKLAMA                      |
|----------------------------|--|---|----------------------------|---|--|
| 020.97.2491                |   | Bas window handle<br>Bas model pencere kolu                     | 020.97.4019                |  | Corner drive<br>Klipsli sabitleme köőe dönüő |
| 020.97.4093                |   | Ghibo out mechanism back set 29<br>Diőa ağırlı mekanizma 29 aks | 020.97.2030                |  | Stay arm<br>Sınırlandırıcı makas             |
| 020.97.1353                |   | Frame striker<br>Ayarlanabilir tekli karőılık                   | 020.97.1374                |  | Fastening element<br>Gizli menteőe           |
| 020.97.4030                |  | Adjustable pawl<br>Ayarlanabilir pim                            |                            |   |  |



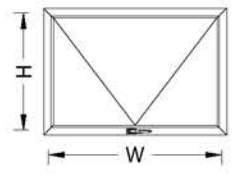

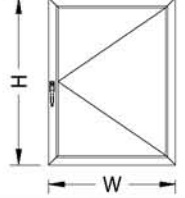

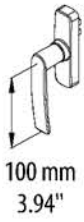
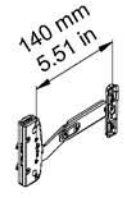
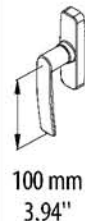
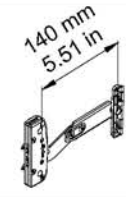
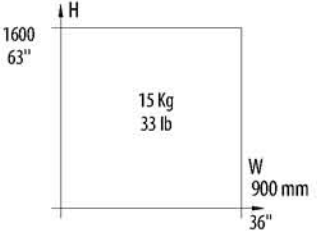
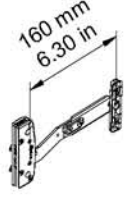
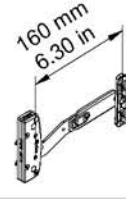
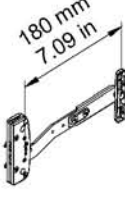


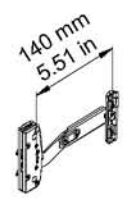

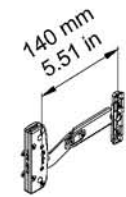
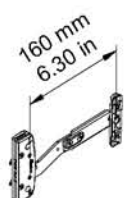
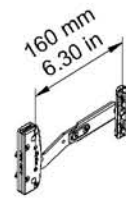
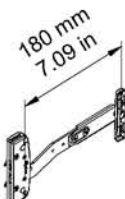
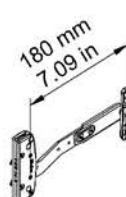
| PACKAGE CODE<br>PAKET KODU | DRAWING / ÇİZİM   | DESCRIPTION<br>AÇIKLAMA                                 | TOP HUNG / ÜST AÇILIM         |  |  |  | SIDE HUNG / YAN AÇILIM        |  |  |  |
|----------------------------|---|---|-------------------------------|--|--|--|-------------------------------|--|--|--|
|                            |   |   | Opening angle<br>Açılım Açısı | Maximum height<br>(mm)<br>Maksimum yükseklik | Maximum width<br>(mm)<br>Maksimum genişlik | Maximum weight<br>(kg)<br>Maksimum ağırlık | Opening angle<br>Açılım Açısı | Maximum height<br>(mm)<br>Maksimum yükseklik | Maximum width<br>(mm)<br>Maksimum genişlik | Maximum weight<br>(kg)<br>Maksimum ağırlık |
| 020.97.8349                |  | GS HD – TOP / SIDE-HUNG 10"<br>Euro Groove<br>10" MAKAS | 50°                           | 650  | 1500                                       | 50   | 50/84                         | 1500   | 660  | 35   |
| 020.97.8350                |   | GS HD – TOP / SIDE-HUNG 16"<br>Euro Groove<br>16" MAKAS | 30°<br>50°                    | 800  | 1500                                       | 100<br>55                                  | 30°<br>50°/90°                | 1600   | 700  | 60<br>42                                   |
| 020.97.8351                |   | GS HD – TOP / SIDE-HUNG 22"<br>Euro Groove<br>22" MAKAS | 20°/45°                       | 1500   | 1700                                       | 100 (20°)<br>-80 (max 30°)                 |                               |  |  |  |
| 020.97.8352                |   | GS HD – TOP / SIDE-HUNG 28"<br>Euro Groove<br>28" MAKAS | 15°                           | 2000   | 1700                                       | 100  |                               |  |  |  |

**OUTWARD - 2 / DIŐA AÇILIM-2**

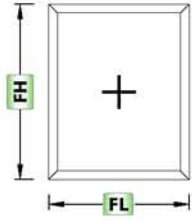
| PACKAGE CODE<br>PAKET KODU | DRAWING / ÇİZİM   | DESCRIPTION<br>AÇIKLAMA                                   | PACKAGE CODE<br>PAKET KODU | DRAWING / ÇİZİM   | DESCRIPTION<br>AÇIKLAMA                                |
|----------------------------|---|---|----------------------------|---|--|
| 020.99.0530                |  | Single fork cremone bolt<br>Tek maçalı kol                | 020.99.1740                |  | Locking point for frame<br>Ayarlı kasa pimi            |
| 020.99.1703                |  | Connecting block for single fork<br>Kol iletişim ekipmanı | 020.99.1746                |  | Adjustable striker for sash<br>Ayarlı kanat karşılığı  |
| 020.99.1788                |  | Mechanism for outward opening<br>Diőa açılır mekanizma    | 020.99.1790                |  | Stability plastic for sash<br>Kanat dengeleme plastiđi |
| 020.99.1789                |  | Corner transmission<br>Köőe aktarım elemanı               | 020.99.1791                |  | Stability plastic for frame<br>Kasa dengeleme plastiđi |



| CODE / KOD  | A             | SH max<br>mm / inc | a         | W max<br>Kg / Pound |
|-------------|---------------|--------------------|-----------|---------------------|
| 020.99.3250 | 355 mm<br>14" | 1000 mm<br>39"     | 30° / 35° | 65 kg<br>143 pound  |
| 020.99.3251 | 406 mm<br>16" | 1200 mm<br>47"     | 25° / 30° | 90<br>198           |
| 020.99.3252 | 457 mm<br>18" | 1400 mm<br>55"     | 25° / 30° | 100<br>220          |
| 020.99.3253 | 508 mm<br>20" | 1600 mm<br>63"     | 20° / 25° | 110<br>243          |
| 020.99.3254 | 610 mm<br>24" | 1800 mm<br>71"     | 15° / 20° | 120<br>264          |
| 020.99.3255 | 711 mm<br>28" | 2000 mm<br>79"     | 15° / 20° | 130<br>286          |

|   |   |   |                 |  |                |   |                 |                |   |  |  |                 |                |             |                |                |   |                |  |  |
|---|---|---|-----------------|--|----------------|---|-----------------|----------------|---|--|--|-----------------|----------------|-------------|----------------|----------------|---|----------------|--|--|
|                              |   | <p>020.99.3250<br/>020.99.3251<br/>020.99.3252<br/>020.99.3253<br/>020.99.3254<br/>020.99.3255</p>   |                 |  |                |  |                 |                |   |  |  |                 |                |             |                |                |   |                |  |  |
|  <p>100 mm<br/>3.94"</p>    |  <p>140 mm<br/>5.51 in</p>   | <table border="1"> <tr> <td>H</td> <td>2000<br/>79"</td> <td>30 Kg<br/>66 lb</td> <td>W</td> <td>1800 mm<br/>71"</td> </tr> </table>  |                 | H  | 2000<br>79"    | 30 Kg<br>66 lb  | W               | 1800 mm<br>71" |  <p>100 mm<br/>3.94"</p> |  <p>140 mm<br/>5.51 in</p> |  <p>H<br/>1600<br/>63"</p> <p>W<br/>900 mm<br/>36"</p> <p>15 Kg<br/>33 lb</p> |                 |                |             |                |                |   |                |  |  |
|   | H   | 2000<br>79"   | 30 Kg<br>66 lb  | W  | 1800 mm<br>71" |   |                 |                |   |  |  |                 |                |             |                |                |   |                |  |  |
|   |  <p>160 mm<br/>6.30 in</p>   | <table border="1"> <tr> <td>H</td> <td>2000<br/>79"</td> <td>30 Kg<br/>66 lb</td> <td rowspan="3">W</td> <td rowspan="3">1800 mm<br/>71"</td> </tr> <tr> <td></td> <td>1200<br/>48"</td> <td>25 Kg<br/>55 lb</td> </tr> <tr> <td></td> <td>900<br/>36"</td> <td>20 Kg<br/>44 lb</td> </tr> </table>   |                 | H  | 2000<br>79"    | 30 Kg<br>66 lb  | W               | 1800 mm<br>71" |   |  |  | 1200<br>48"     | 25 Kg<br>55 lb |             | 900<br>36"     | 20 Kg<br>44 lb |  <p>160 mm<br/>6.30 in</p>  |                |  |  |
| H   | 2000<br>79"   | 30 Kg<br>66 lb  | W               | 1800 mm<br>71"   |                |   |                 |                |   |  |  |                 |                |             |                |                |   |                |  |  |
|   | 1200<br>48"   | 25 Kg<br>55 lb  |                 |  |                |   |                 |                |   |  |  |                 |                |             |                |                |   |                |  |  |
|   | 900<br>36"  | 20 Kg<br>44 lb  |                 |  |                |   |                 |                |   |  |  |                 |                |             |                |                |   |                |  |  |
|  <p>180 mm<br/>7.09 in</p> | <table border="1"> <tr> <td>H</td> <td>2000<br/>79"</td> <td>30 Kg<br/>66 lb</td> <td rowspan="5">W</td> <td rowspan="5">1800 mm<br/>71"</td> </tr> <tr> <td></td> <td>1400<br/>55"</td> <td>25 Kg<br/>55 lb</td> </tr> <tr> <td></td> <td>1200<br/>48"</td> <td>20 Kg<br/>44 lb</td> </tr> <tr> <td></td> <td>900<br/>36"</td> <td>15 Kg<br/>33 lb</td> </tr> </table>   |   | H               | 2000<br>79"  | 30 Kg<br>66 lb | W   | 1800 mm<br>71"  |                | 1400<br>55"   | 25 Kg<br>55 lb   |  | 1200<br>48"     | 20 Kg<br>44 lb |             | 900<br>36"     | 15 Kg<br>33 lb |  <p>180 mm<br/>7.09 in</p> |                |  |  |
| H   | 2000<br>79"   | 30 Kg<br>66 lb  | W               | 1800 mm<br>71"   |                |   |                 |                |   |  |  |                 |                |             |                |                |   |                |  |  |
|   | 1400<br>55"   | 25 Kg<br>55 lb  |                 |  |                |   |                 |                |   |  |  |                 |                |             |                |                |   |                |  |  |
|   | 1200<br>48"   | 20 Kg<br>44 lb  |                 |  |                |   |                 |                |   |  |  |                 |                |             |                |                |   |                |  |  |
|   | 900<br>36"  | 15 Kg<br>33 lb  |                 |  |                |   |                 |                |   |  |  |                 |                |             |                |                |   |                |  |  |
|  <p>200 mm<br/>7.87 in</p> |  <p>140 mm<br/>5.51 in</p>   | <table border="1"> <tr> <td>H</td> <td>2000<br/>79"</td> <td>60 Kg<br/>132 lb</td> <td rowspan="5">W</td> <td rowspan="5">1800 mm<br/>71"</td> </tr> <tr> <td></td> <td>1400<br/>55"</td> <td>50 Kg<br/>110 lb</td> </tr> <tr> <td></td> <td>1200<br/>48"</td> <td>40 Kg<br/>88 lb</td> </tr> <tr> <td></td> <td>900<br/>36"</td> <td>30 Kg<br/>66 lb</td> </tr> </table> |                 |  | H              | 2000<br>79"   | 60 Kg<br>132 lb | W              | 1800 mm<br>71"  |  | 1400<br>55"  | 50 Kg<br>110 lb |                | 1200<br>48" | 40 Kg<br>88 lb |                | 900<br>36"  | 30 Kg<br>66 lb |  <p>200 mm<br/>7.87 in</p>  |  <p>140 mm<br/>5.51 in</p> |
|   | H   | 2000<br>79"   | 60 Kg<br>132 lb | W  | 1800 mm<br>71" |   |                 |                |   |  |  |                 |                |             |                |                |   |                |  |  |
|   |   | 1400<br>55"   | 50 Kg<br>110 lb |  |                |   |                 |                |   |  |  |                 |                |             |                |                |   |                |  |  |
|   | 1200<br>48"   | 40 Kg<br>88 lb  |                 |  |                |   |                 |                |   |  |  |                 |                |             |                |                |   |                |  |  |
|   | 900<br>36"  | 30 Kg<br>66 lb  |                 |  |                |   |                 |                |   |  |  |                 |                |             |                |                |   |                |  |  |
|  <p>160 mm<br/>6.30 in</p> | <table border="1"> <tr> <td>H</td> <td>2000<br/>79"</td> <td>60 Kg<br/>132 lb</td> <td rowspan="5">W</td> <td rowspan="5">1800 mm<br/>71"</td> </tr> <tr> <td></td> <td>1400<br/>55"</td> <td>50 Kg<br/>110 lb</td> </tr> <tr> <td></td> <td>1200<br/>48"</td> <td>40 Kg<br/>88 lb</td> </tr> <tr> <td></td> <td>900<br/>36"</td> <td>30 Kg<br/>66 lb</td> </tr> </table> |   | H               |  |                | 2000<br>79"   | 60 Kg<br>132 lb | W              | 1800 mm<br>71"  |  | 1400<br>55"  | 50 Kg<br>110 lb |                | 1200<br>48" | 40 Kg<br>88 lb |                | 900<br>36"  | 30 Kg<br>66 lb |  <p>160 mm<br/>6.30 in</p> |  |
| H   | 2000<br>79"   | 60 Kg<br>132 lb   | W               | 1800 mm<br>71"   |                |   |                 |                |   |  |  |                 |                |             |                |                |   |                |  |  |
|   | 1400<br>55"   | 50 Kg<br>110 lb   |                 |  |                |   |                 |                |   |  |  |                 |                |             |                |                |   |                |  |  |
|   | 1200<br>48"   | 40 Kg<br>88 lb  |                 |  |                |   |                 |                |   |  |  |                 |                |             |                |                |   |                |  |  |
|   | 900<br>36"  | 30 Kg<br>66 lb  |                 |  |                |   |                 |                |   |  |  |                 |                |             |                |                |   |                |  |  |
|  <p>180 mm<br/>7.09 in</p> | <table border="1"> <tr> <td>H</td> <td>2000<br/>79"</td> <td>60 Kg<br/>132 lb</td> <td rowspan="5">W</td> <td rowspan="5">1800 mm<br/>71"</td> </tr> <tr> <td></td> <td>1400<br/>55"</td> <td>50 Kg<br/>110 lb</td> </tr> <tr> <td></td> <td>1200<br/>48"</td> <td>40 Kg<br/>88 lb</td> </tr> <tr> <td></td> <td>900<br/>36"</td> <td>30 Kg<br/>66 lb</td> </tr> </table> |   |                 |  | H              | 2000<br>79"   | 60 Kg<br>132 lb | W              | 1800 mm<br>71"  |  | 1400<br>55"  | 50 Kg<br>110 lb |                | 1200<br>48" | 40 Kg<br>88 lb |                | 900<br>36"  | 30 Kg<br>66 lb |  <p>180 mm<br/>7.09 in</p> |  |
| H   | 2000<br>79"   | 60 Kg<br>132 lb   | W               | 1800 mm<br>71"   |                |   |                 |                |   |  |  |                 |                |             |                |                |   |                |  |  |
|   | 1400<br>55"   | 50 Kg<br>110 lb   |                 |  |                |   |                 |                |   |  |  |                 |                |             |                |                |   |                |  |  |
|   | 1200<br>48"   | 40 Kg<br>88 lb  |                 |  |                |   |                 |                |   |  |  |                 |                |             |                |                |   |                |  |  |
|   | 900<br>36"  | 30 Kg<br>66 lb  |                 |  |                |   |                 |                |   |  |  |                 |                |             |                |                |   |                |  |  |

CUTTING SIZE  
KESİM ÖLÇÜLERİ




## GLASS / CAM

| Code Kod  | Drawing Çizim   | Quantity Miktar | Dimensions (mm) Boyutlar                         |
|-----------|---|-----------------|--|
| Glass Cam |  | 1 Pcs / Adet    | GL = FL - (A1+A1) - 20<br>GH = FH - (A1+A1) - 20 |




## PROFILES / PROFİLLER

| Code Kod    | Drawing Çizim   | Cut Kesim   | Quantity Miktar | Dimensions (mm) Boyutlar | Mechanical Treatment Mekanik İşlem |
|-------------|---|---|-----------------|--------------------------|------------------------------------|
| 84TH-102-18 |  |  | 2 Pcs / Adet    | FL                       | -                                  |
|             |   |  | 2 Pcs / Adet    | FH                       |                                    |
| 08-XXX-XX   |  |  | 2 Pcs / Adet    | CL = FL - (A1+A1)        | -                                  |
|             |   |  | 2 Pcs / Adet    | CH = FH - (A1+A1+22+22)  |                                    |





## PRESS CORNER JOINTS / PRES BAĞLANTI

| Code / Kod  | Press Corner Joints Pres Bağlantı   | Quantity Miktar |
|-------------|---|-----------------|
| CC-103-22.6 |  | 4 Pcs / Adet    |
| CC-103-11.0 |  | 4 Pcs / Adet    |
| EM70LS-21   |  | 4 Pcs / Adet    |



## MECHANICAL COR. JOINT / MEKANİK KÖŞE BAĞ.

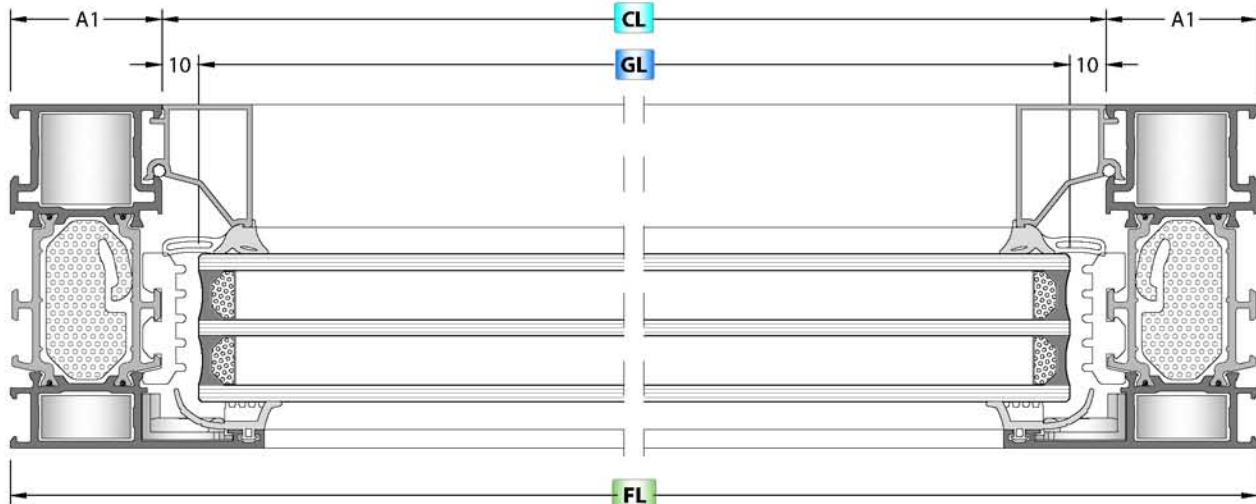
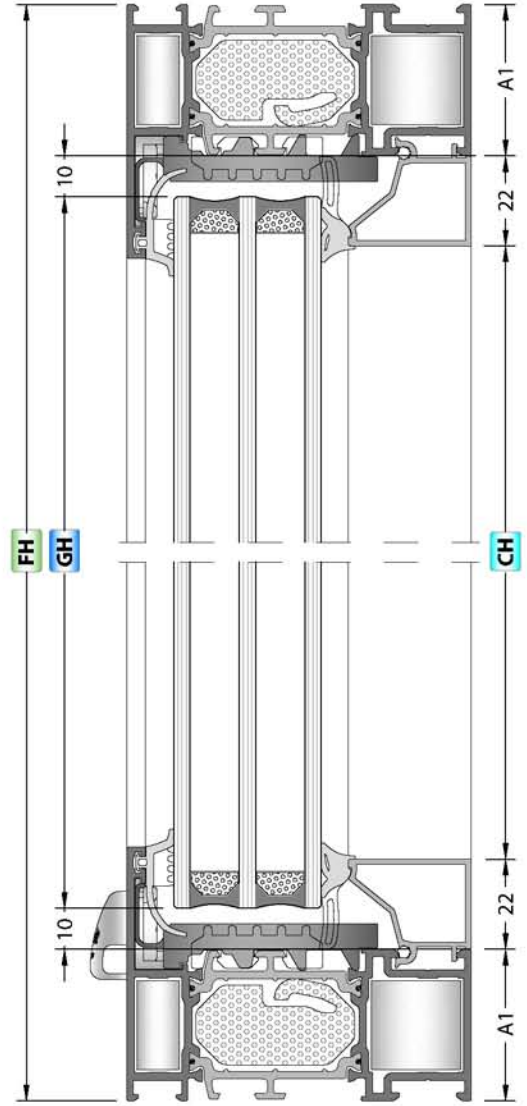
| Code / Kod   | Mech. Cor.Joint Mekanik Köşe Bağlantı   | Quantity Miktar |
|--------------|---|-----------------|
| KC-803-22.4  |  | 4 Pcs / Adet    |
| CPA-103-11.0 |  | 4 Pcs / Adet    |
| EM70LS-21    |  | 4 Pcs / Adet    |

## GASKETS / FİTİLLER

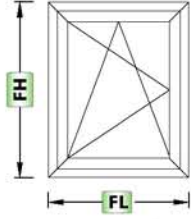
| Code Kod    | Quantity Miktar | Picture Resim   |
|-------------|-----------------|---|
| EM1-2X      | 2FL + 2FH       |  |
| EM2-11      | 2FL + 2FH       |  |
| O.RING-3 mm | 2CL + 2CH       |  |
| EM84-11     | 2CL+2CH + 20    |  |

## ACCESSORY / AKSESUAR

| Code Kod  | Quantity Miktar                              | Picture Resim   |
|-----------|--|---|
| EM84T-G01 | 2 Pcs / Adet                                 |  |
| EM10-XX   | $> \frac{(FL - (2 \times (A1 + 125)))}{600}$ |  |







PROFILES / PROFİLLER

## GLASS / CAM

| Code Kod  | Drawing Çizim | Quantity Miktar | Dimensions (mm) Boyutlar                                 |
|-----------|---------------|-----------------|--|
| Glass Cam |               | 1 Pcs / Adet    | $GL = SL - (A2 + A2) - 20$<br>$GH = SH - (A2 + A2) - 20$ |

| Code Kod    | Drawing Çizim | Cut Kesim | Quantity Miktar | Dimensions (mm) Boyutlar        | Mechanical Treatment Mekanik İşlem |
|-------------|---------------|-----------|-----------------|---------------------------------|------------------------------------|
| 84TH-102-18 |               |           | 2 Pcs / Adet    | FL                              | -                                  |
|             |               |           | 2 Pcs / Adet    | FH                              |                                    |
| 84TH-212-18 |               |           | 2 Pcs / Adet    | $SL = FL - (A1 + A1) + 12$      | -                                  |
|             |               |           | 2 Pcs / Adet    | $SH = FH - (A1 + A1) + 12$      |                                    |
| 08-XXX-XX   |               |           | 2 Pcs / Adet    | $CL = SL - (A2 + A2)$           | -                                  |
|             |               |           | 2 Pcs / Adet    | $CH = SH - (A2 + A2 + 22 + 22)$ |                                    |

## PRESS CORNER JOINTS / PRES BAĞLANTI

| Code / Kod  | Press Corner Joints Pres Bağlantı | Quantity Miktar |
|-------------|-----------------------------------|-----------------|
| CC-103-22.6 |                                   | 4 Pcs / Adet    |
| CC-103-11.0 |                                   | 4 Pcs / Adet    |
| CC-143-32.1 |                                   | 4 Pcs / Adet    |
| CC-103-05.7 |                                   | 4 Pcs / Adet    |
| EM70LS-21   |                                   | 4 Pcs / Adet    |
| EM70LS-22   |                                   | 4 Pcs / Adet    |
| EM70LS-23   |                                   | 4 Pcs / Adet    |

## MECHANICAL COR. JOINT / MEKANİK KÖŞE BAĞ.

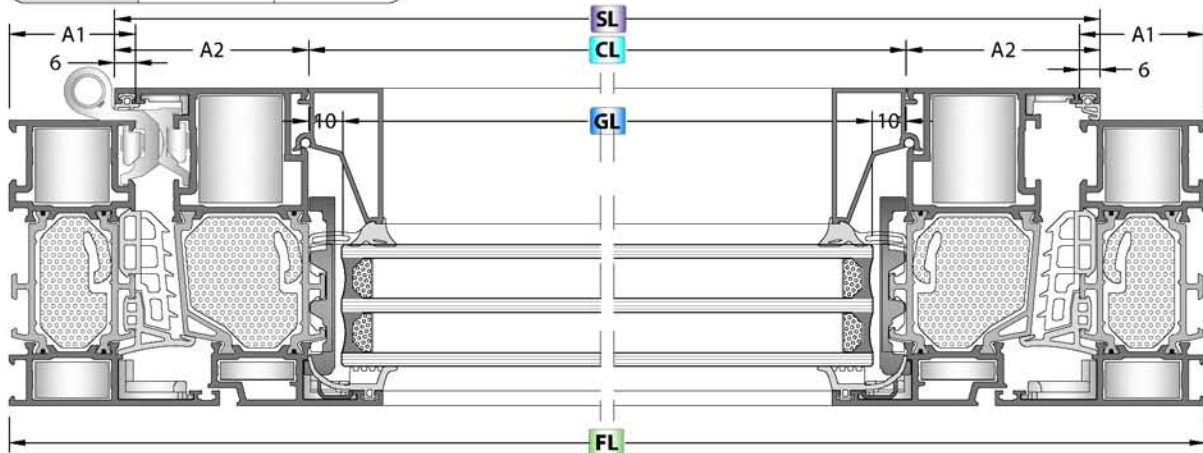
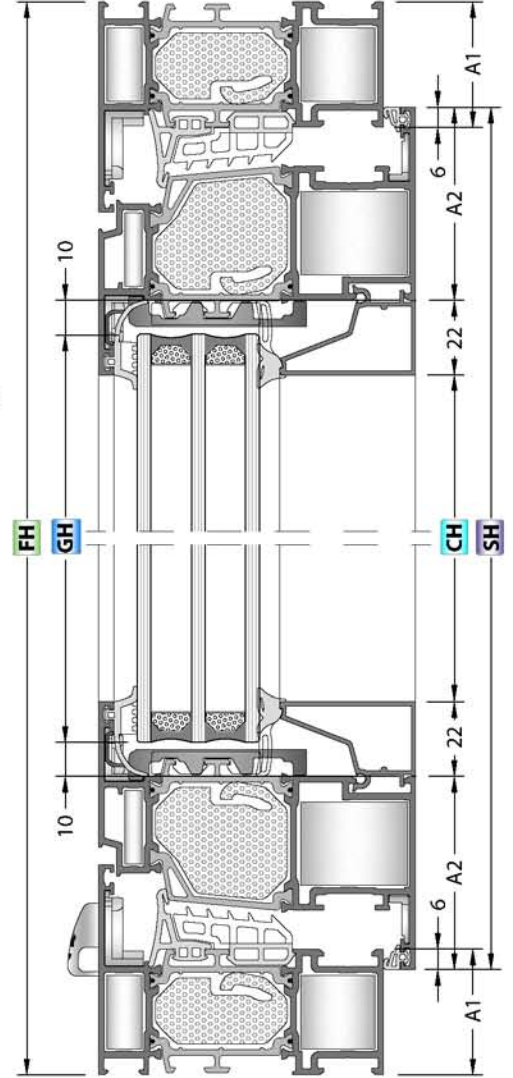
| Code / Kod   | Mech. Cor.Joint Mekanik Köşe Bağlantı | Quantity Miktar |
|--------------|---------------------------------------|-----------------|
| KC-803-22.4  |                                       | 4 Pcs / Adet    |
| CPA-103-11.0 |                                       | 4 Pcs / Adet    |
| KC-807-31.9  |                                       | 4 Pcs / Adet    |
| CPA-103-05.7 |                                       | 4 Set / Takım   |
| EM70LS-21    |                                       | 4 Pcs / Adet    |
| EM70LS-22    |                                       | 4 Pcs / Adet    |
| EM70LS-23    |                                       | 4 Pcs / Adet    |

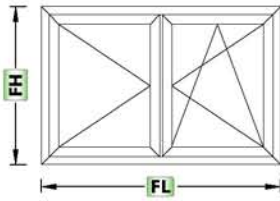
## GASKETS / FİTİLLER

| Code Kod    | Quantity Miktar | Picture Resim |
|-------------|-----------------|---------------|
| EM1-2X      | 2SL + 2SH       |               |
| EM2-11      | 2SL + 2SH       |               |
| EM3-03      | 2SL + 2SH       |               |
| EM84-01A    | 2FL + 2FH       |               |
| EM84-01B    |                 |               |
| O.RING-3 mm | 2CL + 2CH       |               |
| EM84-12     | 2CL + 2CH       |               |

## ACCESSORY / AKSESUAR

| Code Kod  | Quantity Miktar                          | Picture Resim |
|-----------|--|---------------|
| EM84-C01  | 4 Pcs / Adet                             |               |
| EM84T-G02 | 4 Pcs / Adet                             |               |
| EM10-XX   | $\frac{FL - (2 \times (A1 + 125))}{600}$ |               |





PROFILES / PROFİLLER

| Code<br>Kod | Drawing<br>Çizim | Cut<br>Kesim | Quantity<br>Miktar | Dimensions (mm)<br>Boyutlar     | Mechanical<br>Treatment<br>Mekanik İşlem |
|-------------|------------------|--------------|--------------------|---------------------------------|--|
| 84TH-102-18 |                  |              | 2 Pcs / Adet       | FL                              | -  |
|             |                  |              | 2 Pcs / Adet       | FH                              |  |
| 84TH-212-18 |                  |              | 4 Pcs / Adet       | $SL = \frac{FL - (A1+A1)+7}{2}$ | -  |
|             |                  |              | 4 Pcs / Adet       | $SH = FH - (A1+A1) + 12$        |  |
| 84TH-501-18 |                  |              | 1 Pcs / Adet       | $AH = SH - 76$                  | -  |
| 08-XXX-XX   |                  |              | 4 Pcs / Adet       | $CL = SL - (A2+A2)$             | -  |
|             |                  |              | 4 Pcs / Adet       | $CH = SH - (A2+A2+22+22)$       |  |

## GLASS / CAM

| Code<br>Kod  | Drawing<br>Çizim | Quantity<br>Miktar | Dimensions (mm)<br>Boyutlar                          |
|--------------|------------------|--------------------|--|
| Glass<br>Cam |                  | 2<br>Pcs / Adet    | $GL = SL - (A2+A2) - 20$<br>$GH = SH - (A2+A2) - 20$ |

## PRESS CORNER JOINTS / PRES BAĞLANTI

| Code / Kod  | Press<br>Joints<br>Pres Bağlantı | Quantity<br>Miktar |
|-------------|----------------------------------|--------------------|
| CC-103-22.6 |                                  | 4 Pcs / Adet       |
| CC-103-11.0 |                                  | 4 Pcs / Adet       |
| CC-143-32.1 |                                  | 8 Pcs / Adet       |
| CC-103-05.7 |                                  | 8 Pcs / Adet       |
| EM70LS-21   |                                  | 4 Pcs / Adet       |
| EM70LS-22   |                                  | 8 Pcs / Adet       |
| EM70LS-23   |                                  | 8 Pcs / Adet       |

## MECHANICAL COR. JOINT / MEKANİK KÖŞE BAĞ.

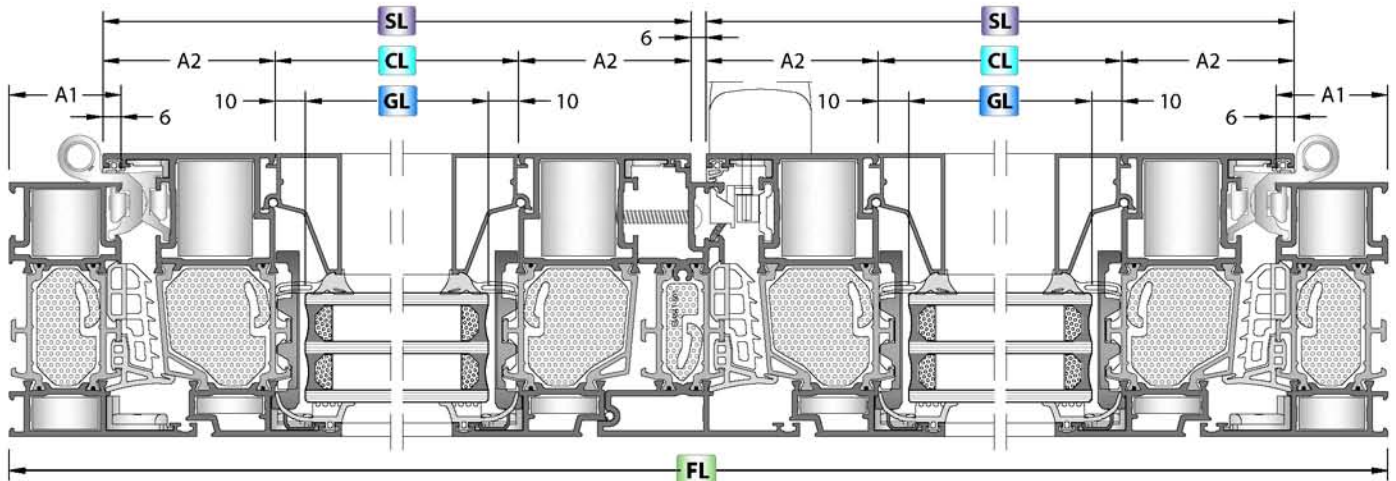
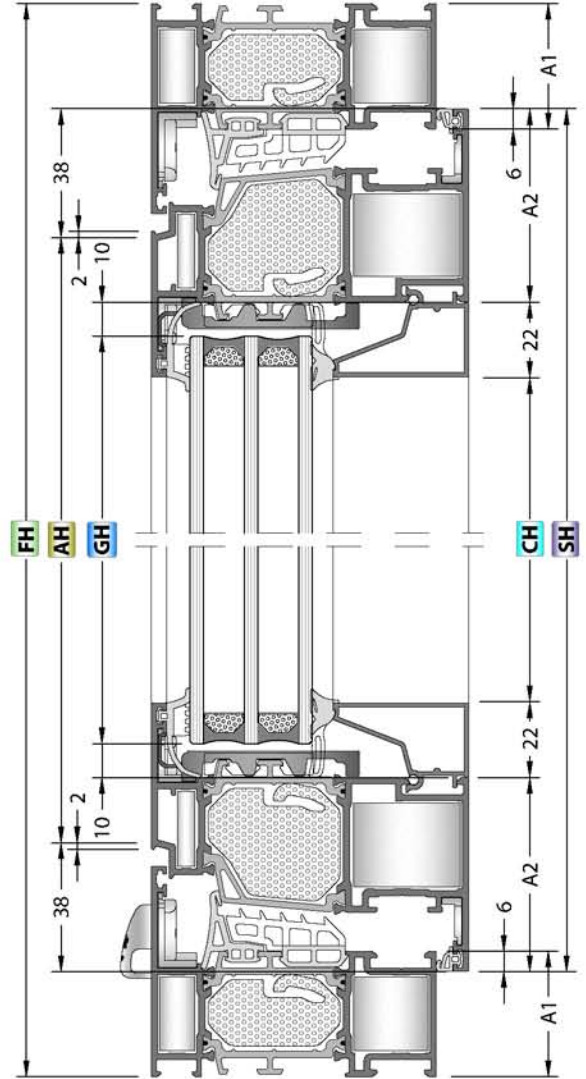
| Code / Kod   | Mech. Cor.Joint<br>Mekanik Köşe<br>Bağlantı | Quantity<br>Miktar |
|--------------|---|--------------------|
| KC-803-22.4  |   | 4 Pcs / Adet       |
| CPA-103-11.0 |   | 4 Pcs / Adet       |
| KC-807-31.9  |   | 8 Pcs / Adet       |
| CPA-103-05.7 |   | 8 Set / Takım      |
| EM70LS-21    |   | 4 Pcs / Adet       |
| EM70LS-22    |   | 8 Pcs / Adet       |
| EM70LS-23    |   | 8 Pcs / Adet       |

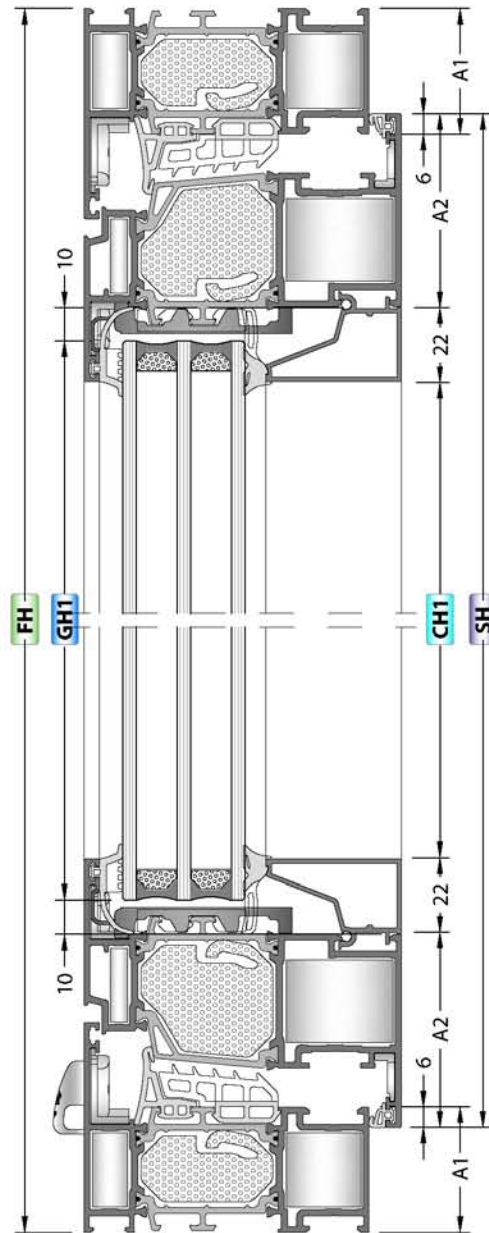
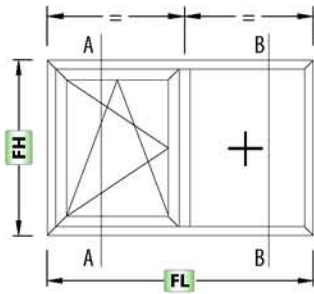
## GASKETS / FİTİLLER

| Code<br>Kod | Quantity<br>Miktar | Picture<br>Resim |
|-------------|--------------------|------------------|
| EM1-2X      | 4SL + 4SH          |                  |
| EM2-11      | 4SL + 4SH          |                  |
| EM3-03      | 4SL + 3SH          |                  |
| EM84-01A    | 2FL + 3FH          |                  |
| EM84-01B    |                    |                  |
| O.RING-3 mm | 4CL + 4CH          |                  |
| EM84-12     | 4CL + 4CH          |                  |

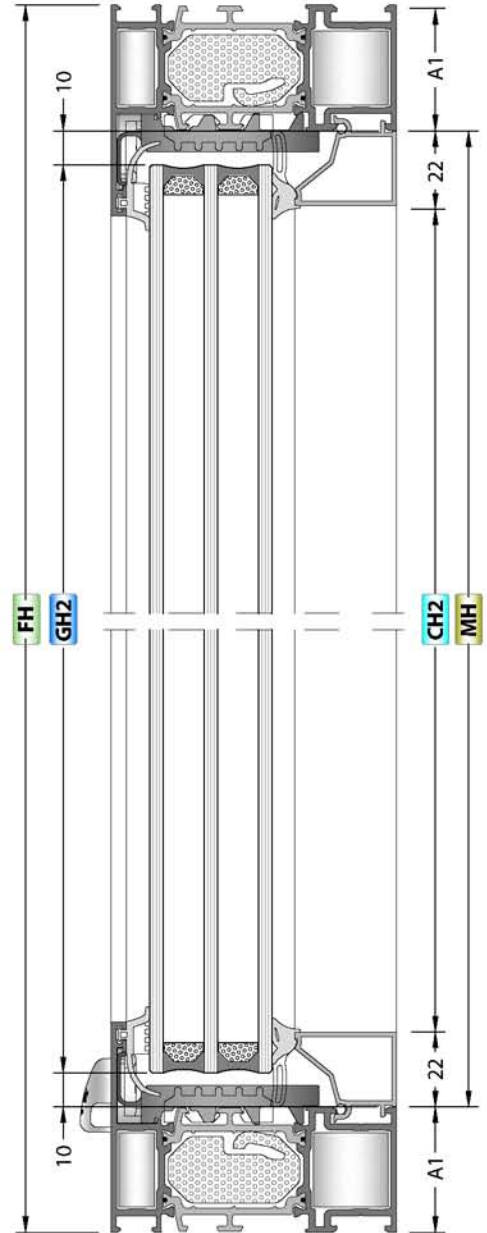
## ACCESSORY / AKSESUAR

| Code<br>Kod | Quantity<br>Miktar                                       | Picture<br>Resim |
|-------------|--|------------------|
| EM84-C01    | 4 Pcs / Adet   |                  |
| EM84T-G02   | 8 Pcs / Adet   |                  |
| EM84T-501   | 1 Set / Takım  |                  |
| EM10-XX     | $\left\{ \frac{FL - (2 \times A1) + 1291}{600} \right\}$ |                  |

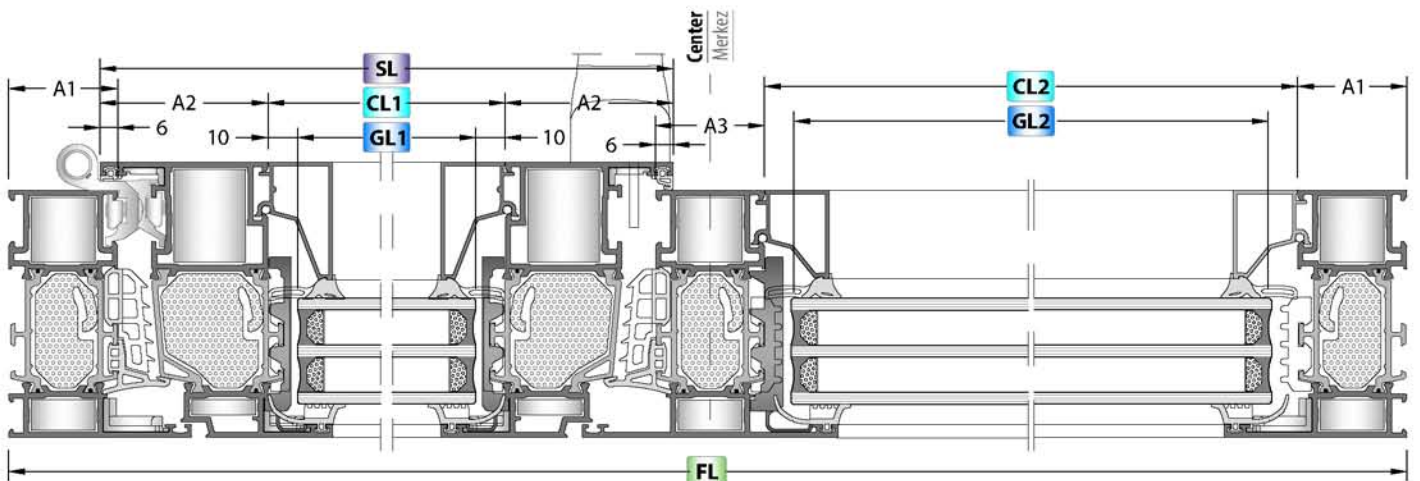


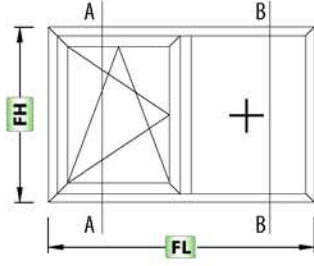
















A-A SECTION / KESİTİ





B-B SECTION / KESİTİ











**PROFILES / PROFİLLER**

| Code Kod                                    | Drawing Çizim   | Cut Kesim   | Quantity Miktar | Dimensions (mm) Boyutlar                 | Mechanical Treatment Mekanik İşlem |
|---|---|---|-----------------|--|------------------------------------|
| <b>84TH-102-18</b>                          |    |    | 2 Pcs / Adet    | FL                                       | -                                  |
|   |   |    | 2 Pcs / Adet    | FH                                       |                                    |
| <b>84TH-212-18</b>                          |    |    | 2 Pcs / Adet    | $SL = \frac{FL}{2} - (A1 + (A3/2)) + 12$ | -                                  |
|   |   |    | 2 Pcs / Adet    | $SH = FH - (A1 + A1) + 12$               |                                    |
| <b>84TH-302-18</b>                          |    |    | 1 Pcs / Adet    | $MH = FH - (A1 + A1)$                    | ✓                                  |
| Sash Bead<br>Kanat Çita<br><b>08-XXX-XX</b> |   |   | 2 Pcs / Adet    | $CL1 = SL - (A2 + A2)$                   | -                                  |
|   |   |  | 2 Pcs / Adet    | $CH1 = SH - (A2 + A2 + 22 + 22)$         |                                    |
| Frame Bead<br>Kasa Çita<br><b>08-XXX-XX</b> |  |  | 2 Pcs / Adet    | $CL2 = \frac{FL - A1 - (A3)}{2}$         | -                                  |
|   |   |  | 2 Pcs / Adet    | $CH2 = FH - (A1 + A1 + 22 + 22)$         |                                    |








**GLASS / CAM**

| Code Kod                 | Drawing Çizim   | Quantity Miktar | Dimensions (mm) Boyutlar   |
|--------------------------|---|-----------------|--|
| Sash Glass<br>Kanat Cam  |  | 1 Pcs / Adet    | $GL1 = SL - (A2 + A2) - 20$<br>$GH1 = SH - (A2 + A2) - 20$           |
| Fixed Glass<br>Sabit Cam |  | 1 Pcs / Adet    | $GL2 = \frac{FL - A1 - (A3)}{2} - 20$<br>$GH2 = FH - (A1 + A1) - 20$ |

**PRESS CORNER JOINTS / PRES BAĞLANTI**

| Code / Kod         | Press Corner Joints Pres Bağlantı   | Quantity Miktar |
|--------------------|---|-----------------|
| <b>CC-103-22.6</b> |  | 4 Pcs / Adet    |
| <b>CC-103-11.0</b> |  | 4 Pcs / Adet    |
| <b>CC-143-32.1</b> |  | 4 Pcs / Adet    |
| <b>CC-103-05.7</b> |  | 4 Pcs / Adet    |
| <b>EM70LS-21</b>   |  | 4 Pcs / Adet    |
| <b>EM70LS-22</b>   |  | 4 Pcs / Adet    |
| <b>EM70LS-23</b>   |  | 4 Pcs / Adet    |









**MECHANICAL COR. JOINT / MEKANİK KÖŞE BAĞ.**

| Code / Kod          | Mech. Cor.Joint Mekanik Köşe Bağlantı   | Quantity Miktar |
|---------------------|---|-----------------|
| <b>KC-803-22.4</b>  |  | 4 Pcs / Adet    |
| <b>CPA-103-11.0</b> |  | 4 Pcs / Adet    |
| <b>KC-807-31.9</b>  |  | 4 Pcs / Adet    |
| <b>CPA-103-05.7</b> |  | 4 Set / Takım   |
| <b>EM70LS-21</b>    |  | 4 Pcs / Adet    |
| <b>EM70LS-22</b>    |  | 4 Pcs / Adet    |
| <b>EM70LS-23</b>    |  | 4 Pcs / Adet    |

**MONTAGE TO FRAME T JUNCTION**
**KASAYA ÇEKTİRME BAĞLANTI**

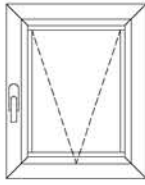
| Code / Kod            | Mech. Cor.Joint Mekanik Köşe Bağlantı   | Quantity Miktar |
|-----------------------|---|-----------------|
| <b>TJ70T-901-22.4</b> |  | 2 Set / Takım   |
| <b>TJ70T-903-22.4</b> |  | 2 Set / Takım   |

**GASKETS / FİTİLLER**

| Code Kod           | Quantity Miktar     | Picture Resim   |
|--------------------|---------------------|---|
| <b>EM1-2X</b>      | 4SL + 4SH           |  |
| <b>EM2-11</b>      | 4SL + 4SH           |  |
| <b>EM3-03</b>      | 2SL + 2SH           |  |
| <b>EM84-01A</b>    | FL + 2FH            |  |
| <b>EM84-01B</b>    |                     |  |
| <b>O.RING-3 mm</b> | 2x(CL1+CH1+CL2+CH2) |  |
| <b>EM84-11</b>     | 2CL+2CH + 20        |  |
| <b>EM84-12</b>     | 2 CL + 2 CH         |  |

**ACCESSORY / AKSESUAR**

| Code Kod         | Quantity Miktar                                | Picture Resim  |
|------------------|--|--|
| <b>EM84-C01</b>  | 4 Pcs / Adet                                   |  |
| <b>EM84T-G01</b> | 2 Pcs / Adet                                   |  |
| <b>EM84T-G02</b> | 4 Pcs / Adet                                   |  |
| <b>EM10-XX</b>   | $> \frac{(FL/2) \cdot A1 - 250 - (A3/2)}{300}$ |  |



**GLASS / CAM**

| Code Kod  | Drawing Çizim | Quantity Miktar | Dimensions (mm) Boyutlar                     |
|-----------|---------------|-----------------|--|
| Glass Cam |               | 1 Pcs / Adet    | GL = SL - (2A2 - 24)<br>GH = SH - (2A2 - 24) |

**PROFILES / PROFİLLER**

| Code Kod    | Drawing Çizim | Cut Kesim | Quantity Miktar | Dimensions (mm) Boyutlar | Mechanical Treatment Mekanik İşlem |
|-------------|---------------|-----------|-----------------|--------------------------|------------------------------------|
| 84TH-181-18 |               |           | 2 Pcs / Adet    | FL                       | -                                  |
|             |               |           | 2 Pcs / Adet    | FH                       |                                    |
| 84TH-281-18 |               |           | 2 Pcs / Adet    | SL = FL - (2A1+10)       | -                                  |
|             |               |           | 2 Pcs / Adet    | SH = FH - (2A1+10)       |                                    |
| 08-XXX-XX   |               |           | 2 Pcs / Adet    | CL = SL - (2A2 - 44)     | -                                  |
|             |               |           | 2 Pcs / Adet    | CH = SH - 2A2            |                                    |

**PRESS CORNER JOINTS / PRES BAĞLANTI**

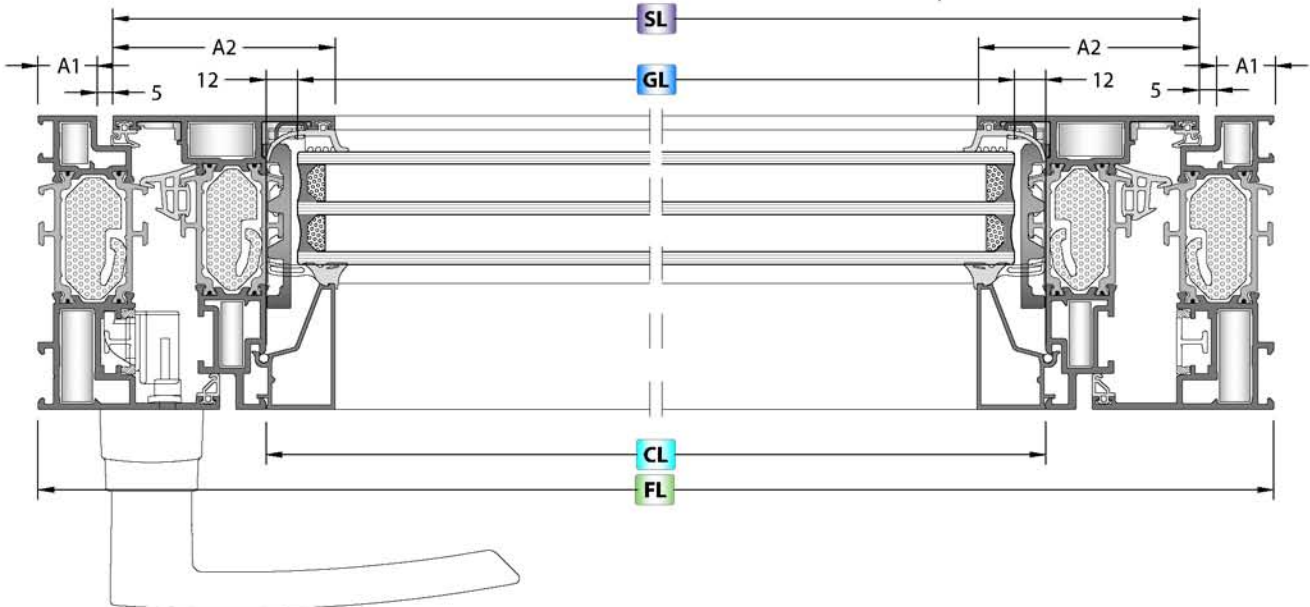
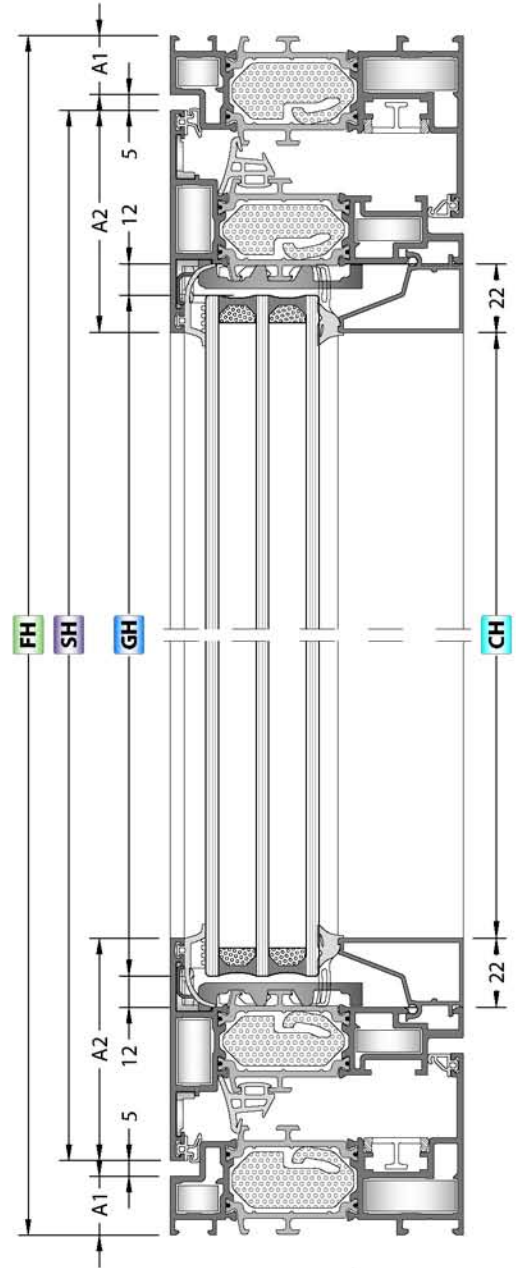
| Code / Kod  | Press Corner Joints Pres Bağlantı | Quantity Miktar |
|-------------|-----------------------------------|-----------------|
| CC-101-29.5 |                                   | 4 Pcs / Adet    |
| CC-119-13.5 |                                   | 4 Pcs / Adet    |
| CC-107-21.0 |                                   | 4 Pcs / Adet    |
| CC-145-11.0 |                                   | 4 Pcs / Adet    |
| EM70LS-22   |                                   | 4 Pcs / Adet    |
| EM70LS-23   |                                   | 4 Pcs / Adet    |

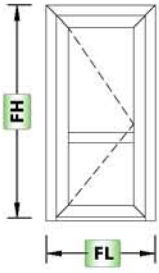
**GASKETS / FİTİLLER**

| Code Kod    | Quantity Miktar | Picture Resim |
|-------------|-----------------|---------------|
| EM1-2X      | 2SL + 2SH       |               |
| EM2-11      | 2SL + 2SH       |               |
| EM3-09      | 2SL + 2SH       |               |
| EM3-10      | 2SL + 2SH       |               |
| EM84-02     | 2FL + 2FH       |               |
| O.RING-3 mm | 2CL + 2CH       |               |
| EM84-12     | 2 CL + 2 CH     |               |

**ACCESSORY / AKSESUAR**

| Code Kod  | Quantity Miktar | Picture Resim |
|-----------|-----------------|---------------|
| EM84T-G02 | 4 Pcs / Adet    |               |





Depend to mullion position  
\* Orta kayıt pozisyonuna bağlıdır.

GLASS / CAM

| Code Kod  | Drawing Çizim | Quantity Miktar | Dimensions (mm) Boyutlar   |
|-----------|---------------|-----------------|----------------------------|
| Glass Cam |               | 2 Pcs / Adet    | $GL = SL - (A2 + A2) - 20$ |
|           |               |                 | *                          |

PROFILES / PROFİLLER

| Code Kod    | Drawing Çizim | Cut Kesim | Quantity Miktar | Dimensions (mm) Boyutlar   | Mechanical Treatment Mekanik İşlem |
|-------------|---------------|-----------|-----------------|----------------------------|------------------------------------|
| 84TH-102-18 |               |           | 1 Pcs / Adet    | FL                         | -                                  |
|             |               |           | 1 Pcs / Adet    | FH                         |                                    |
|             |               |           | 1 Pcs / Adet    | FH                         |                                    |
| 84TH-216-18 |               |           | 2 Pcs / Adet    | $SL = FL - (A1 + A1) + 12$ | -                                  |
|             |               |           | 2 Pcs / Adet    | $SH = FH - (A1 + 4)$       |                                    |
| 84TH-362-18 |               |           | 1 Pcs / Adet    | $ML = SL - (A2 + A2)$      | ✓                                  |
| 08-XXX-XX   |               |           | 4 Pcs / Adet    | $CL = SL - (A2 + A2)$      | -                                  |
|             |               |           | 4 Pcs / Adet    | *                          |                                    |
| 84T-410-00  |               |           | 1 Pcs / Adet    | $EL = FL - (A1 + A1)$      | -                                  |
| 70T-406-00  |               |           | 1 Pcs / Adet    | $DL = SL - 75$             | -                                  |

PRESS CORNER JOINTS / PRES BAĞLANTI

| Code / Kod  | Press Corner Joints Pres Bağlantı | Quantity Miktar |
|-------------|-----------------------------------|-----------------|
| CC-103-22.6 |                                   | 2 Pcs / Adet    |
| CC-103-11.0 |                                   | 2 Pcs / Adet    |
| CC-131-32.1 |                                   | 4 Pcs / Adet    |
| CC-147-05.7 |                                   | 4 Pcs / Adet    |
| EM70LS-21   |                                   | 4 Pcs / Adet    |
| EM70LS-22   |                                   | 4 Pcs / Adet    |
| EM70LS-23   |                                   | 4 Pcs / Adet    |

MECHANICAL COR. JOINT / MEKANİK KÖŞE BAĞ.

| Code / Kod   | Mech. Cor. Joint Mekanik Köşe Bağlantı | Quantity Miktar |
|--------------|--|-----------------|
| KC-803-22.4  |  | 2 Pcs / Adet    |
| CPA-103-11.0 |  | 2 Pcs / Adet    |
| KC-810-31.9  |  | 4 Pcs / Adet    |
| CPA-147-05.7 |  | 4 Pcs / Adet    |
| EM70LS-21    |  | 4 Pcs / Adet    |
| EM70LS-22    |  | 4 Pcs / Adet    |
| EM70LS-23    |  | 4 Pcs / Adet    |

MONTAGE TO FRAME JUNCTION  
KASAYA ÇEKİRME BAĞLANTI

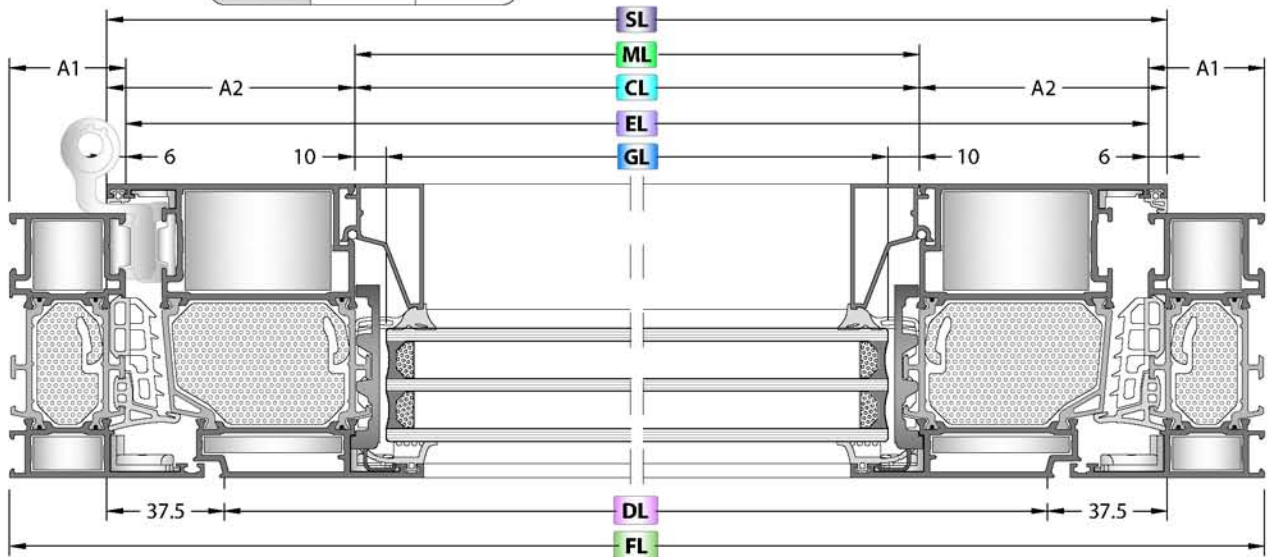
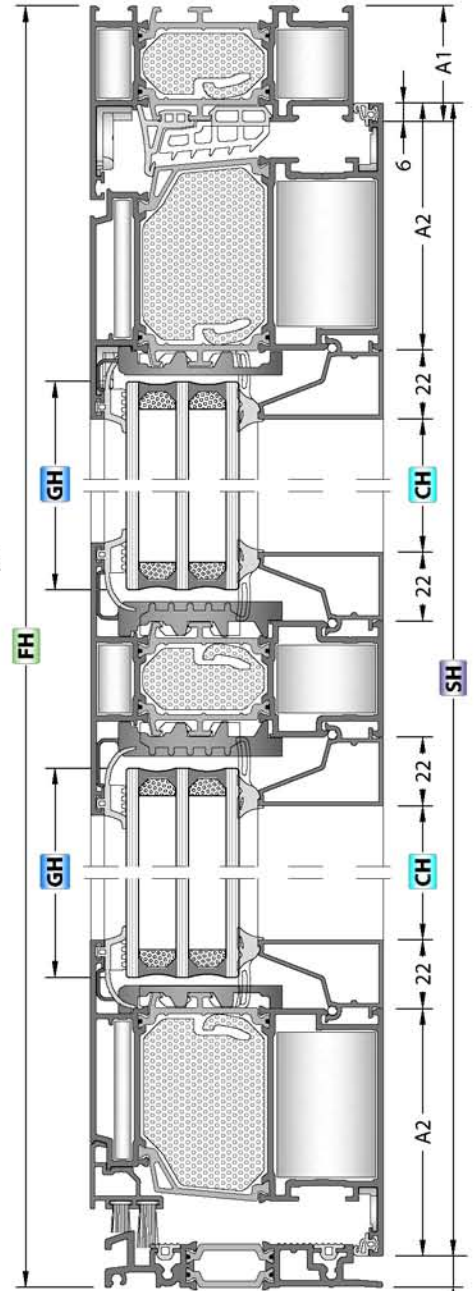
| Code / Kod     | Mech. Cor. Joint Mekanik Köşe Bağlantı | Quantity Miktar |
|----------------|--|-----------------|
| TJ70T-902-22.4 |  | 2 Set / Takım   |
| TJ70T-903-22.4 |  | 2 Set / Takım   |
| TJ70T-905-21.4 |  | 2 Set / Takım   |

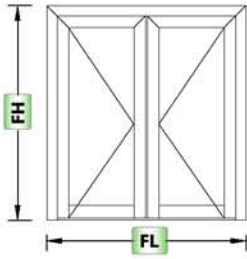
GASKETS / FITİLLER

| Code Kod   | Quantity Miktar | Picture Resim |
|------------|-----------------|---------------|
| EM1-2X     | 4SL + 2SH       |               |
| EM2-11     | 4SL + 2SH       |               |
| EM3-03     | 2SL + 2SH       |               |
| EM84-01A   | 1FL + 2FH       |               |
| EM84-01B   |                 |               |
| O.RING-3mm | 4CL + 4CH       |               |
| EM84-410   | 2EL             |               |
| PB-7-1000  | DL              |               |
| PB-7-1500  | DL              |               |
| EM84-11    | 2CL             |               |
| EM84-12    | 2CL + 4CH       |               |

ACCESSORY / AKSESUAR

| Code Kod  | Quantity Miktar | Picture Resim |
|-----------|-----------------|---------------|
| EM84-C01  | 2 Pcs / Adet    |               |
| EM84T-G01 | 2 Pcs / Adet    |               |
| EM84T-G02 | 8 Pcs / Adet    |               |
| EM70T-406 | 1 Set / Takım   |               |





## GLASS / CAM

| Code Kod  | Drawing Çizim | Quantity Miktar | Dimensions (mm) Boyutlar                         |
|-----------|---------------|-----------------|--|
| Glass Cam |               | 2 Pcs / Adet    | GL = SL - (A2+A2) - 20<br>GH = SH - (A2+A3) - 20 |

## PROFILES / PROFİLLER

| Code Kod    | Drawing Çizim | Cut Kesim | Quantity Miktar | Dimensions (mm) Boyutlar        | Mechanical Treatment Mekanik İşlem |
|-------------|---------------|-----------|-----------------|---------------------------------|------------------------------------|
| 84TH-102-18 |               |           | 1 Pcs / Adet    | FL                              | -                                  |
|             |               |           | 1 Pcs / Adet    | FH                              |                                    |
|             |               |           | 1 Pcs / Adet    | FH                              |                                    |
| 84TH-217-18 |               |           | 2 Pcs / Adet    | $SL = \frac{FL - (A1+A1)+7}{2}$ | -                                  |
|             |               |           | 2 Pcs / Adet    | SH = FH - A1 - 6                |                                    |
|             |               |           | 2 Pcs / Adet    | SH = FH - A1 - 6                |                                    |
| 84TH-501-18 |               |           | 1 Pcs / Adet    | AH = SH - 38                    | -                                  |
| 84TH-411-18 |               |           | 1 Pcs / Adet    | ML = SL - (A2+A2)               | ✓                                  |
| 08-XXX-XX   |               |           | 4 Pcs / Adet    | CL = SL - (A2+A2)               | -                                  |
|             |               |           | 4 Pcs / Adet    | CH = SH - (A2+A3+22+22)         | -                                  |
| 07-211-00   |               |           | 2 Pcs / Adet    | SL                              | -                                  |
| 20-101-00   |               |           | 1 Pcs / Adet    | FL - (A1+A1)                    | -                                  |

## PRESS CORNER JOINTS / PRES BAĞLANTI

| Code / Kod  | Press Corner Joints Pres Bağlantı | Quantity Miktar |
|-------------|-----------------------------------|-----------------|
| CC-103-22.6 |                                   | 2 Pcs / Adet    |
| CC-103-11.0 |                                   | 2 Pcs / Adet    |
| CC-148-25.6 |                                   | 4 Pcs / Adet    |
| CC-108-05.7 |                                   | 4 Pcs / Adet    |
| EM70LS-21   |                                   | 2 Pcs / Adet    |
| EM70LS-22   |                                   | 4 Pcs / Adet    |
| EM70LS-23   |                                   | 4 Pcs / Adet    |

## MECHANICAL COR. JOINT / MEKANİK KÖŞE BAĞ.

| Code / Kod   | Mech. Cor. Joint Mekanik Köşe Bağlantı | Quantity Miktar |
|--------------|--|-----------------|
| KC-803-22.4  |  | 2 Pcs / Adet    |
| CPA-103-11.0 |  | 2 Pcs / Adet    |
| KC-810-25.4  |  | 4 Pcs / Adet    |
| CPA-108-05.7 |  | 4 Pcs / Adet    |
| EM70LS-21    |  | 2 Pcs / Adet    |
| EM70LS-22    |  | 4 Pcs / Adet    |
| EM70LS-23    |  | 4 Pcs / Adet    |

## GASKETS / FİTİLLER

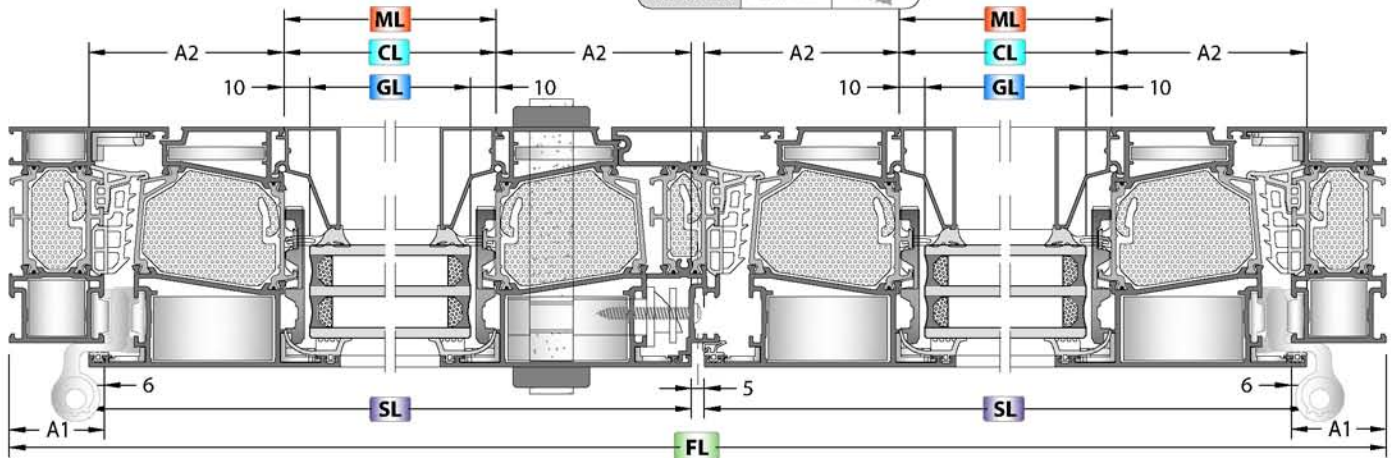
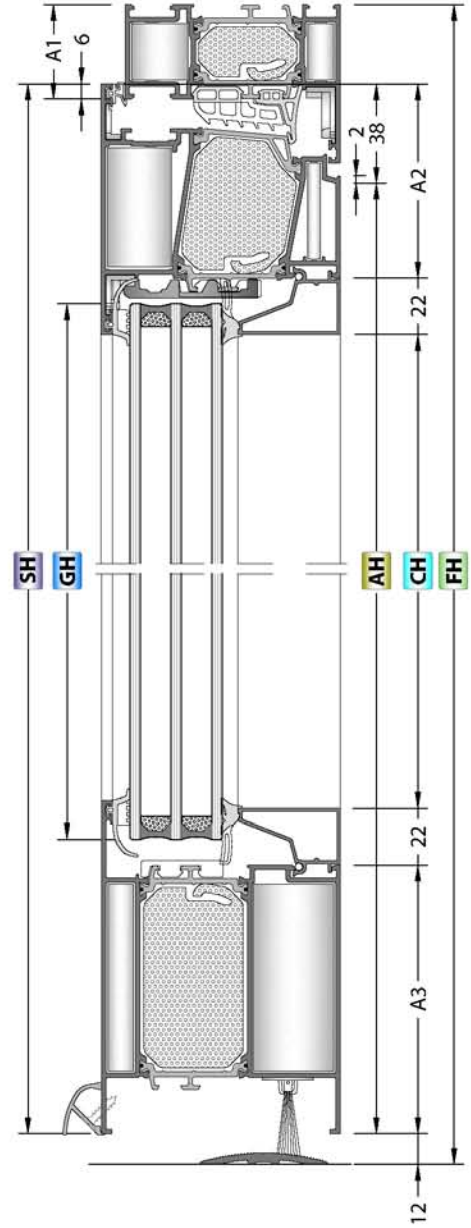
| Code Kod    | Quantity Miktar | Picture Resim |
|-------------|-----------------|---------------|
| EM1-2X      | 4SL + 4SH       |               |
| EM2-11      | 4SL + 4SH       |               |
| EM3-09      | 2SL + 3SH       |               |
| EM84-01A    | 1FL + 2FH       |               |
| EM84-01B    |                 |               |
| O.RING-3 mm | 4CL + 4CH       |               |
| AKF-195 B   | 2SL             |               |
| EM84-12     | 4CL + 4CH       |               |

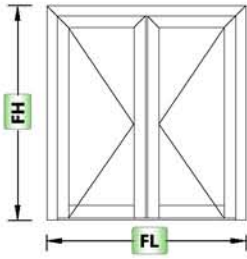
## MONTAGE TO FRAME JUNCTION KASAYA ÇEKİRME BAĞLANTI

| Code / Kod     | Mech. Cor. Joint Mekanik Köşe Bağlantı | Quantity Miktar |
|----------------|--|-----------------|
| TJ70T-902-73.8 |  | 2 Set / Takım   |
| TJ70T-903-73.8 |  | 2 Set / Takım   |
| TJ70T-905-72.8 |  | 2 Set / Takım   |

## ACCESSORY / AKSESUAR

| Code Kod  | Quantity Miktar | Picture Resim |
|-----------|-----------------|---------------|
| EM84-C01  | 2 Pcs / Adet    |               |
| EM84T-G01 | 2 Pcs / Adet    |               |
| EM84T-G02 | 6 Pcs / Adet    |               |
| EM84T-501 | 1 Set / Takım   |               |

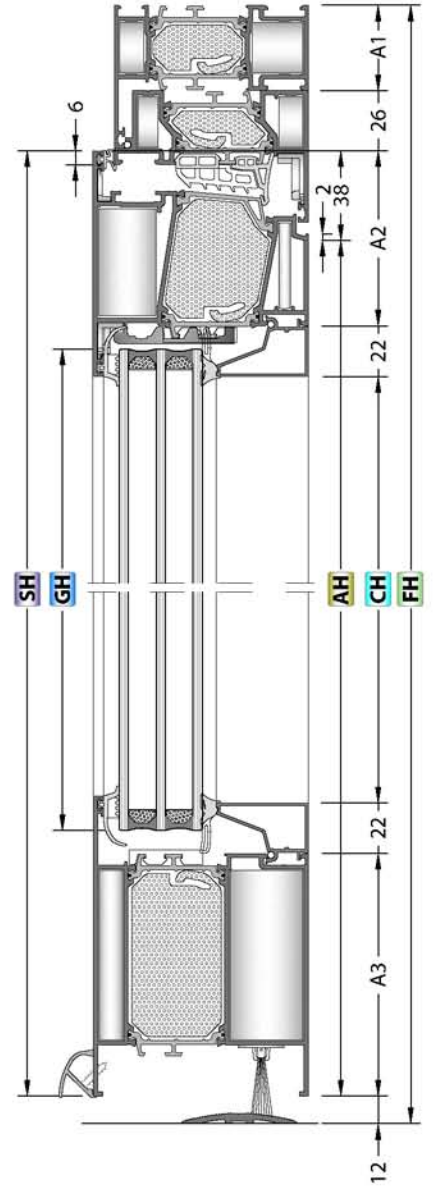




| Code Kod  | Drawing Çizim | Quantity Miktar | Dimensions (mm) Boyutlar                         |
|-----------|---------------|-----------------|--|
| Glass Cam |               | 2 Pcs / Adet    | GL = SL - (A2+A2) - 20<br>GH = SH - (A2+A3) - 20 |

PROFILES / PROFİLLER

| Code Kod    | Drawing Çizim | Cut Kesim | Quantity Miktar | Dimensions (mm) Boyutlar   | Mechanical Treatment Mekanik İşlem |
|-------------|---------------|-----------|-----------------|----------------------------|------------------------------------|
| 84TH-102-18 |               |           | 1 Pcs / Adet    | FL                         | -                                  |
|             |               |           | 1 Pcs / Adet    | FH                         |                                    |
|             |               |           | 1 Pcs / Adet    | FH                         |                                    |
| 84TH-502-18 |               |           | 1 Pcs / Adet    | FL-2A1                     | -                                  |
|             |               |           | 1 Pcs / Adet    | FH-A1                      |                                    |
|             |               |           | 1 Pcs / Adet    | FH-A1                      |                                    |
| 84TH-217-18 |               |           | 2 Pcs / Adet    | SL = (FL - (2A1) - 57) / 2 | -                                  |
|             |               |           | 2 Pcs / Adet    | SH = FH - A1 - 38          |                                    |
|             |               |           | 2 Pcs / Adet    | SH = FH - A1 - 38          |                                    |
| 84TH-501-18 |               |           | 1 Pcs / Adet    | AH = SH - 38               | -                                  |
| 84TH-411-18 |               |           | 1 Pcs / Adet    | ML = SL - (A2+A2)          | ✓                                  |
| 08-XXX-XX   |               |           | 4 Pcs / Adet    | CL = SL - (2A2)            | -                                  |
|             |               |           | 4 Pcs / Adet    | CH = SH - (A2+A3+44)       | -                                  |
| 07-211-00   |               |           | 2 Pcs / Adet    | SL                         | -                                  |
| 20-101-00   |               |           | 1 Pcs / Adet    | FL - (A1+A1)               | -                                  |



PRESS CORNER JOINTS / PRES BAĞLANTI

| Code / Kod  | Press Corner Joints Pres Bağlantı | Quantity Miktar |
|-------------|-----------------------------------|-----------------|
| CC-103-22.6 |                                   | 2 Pcs / Adet    |
| CC-103-11.0 |                                   | 4 Pcs / Adet    |
| CC-103-09.2 |                                   | 2 Pcs / Adet    |
| CC-148-25.6 |                                   | 4 Pcs / Adet    |
| CC-108-05.7 |                                   | 4 Pcs / Adet    |
| EM70LS-21   |                                   | 2 Pcs / Adet    |
| EM70LS-22   |                                   | 4 Pcs / Adet    |
| EM70LS-23   |                                   | 4 Pcs / Adet    |

MECHANICAL COR. JOINT / MEKANİK KÖŞE BAĞ.

| Code / Kod   | Mech. Cor. Joint Mekanik Köşe Bağlantı | Quantity Miktar |
|--------------|--|-----------------|
| KC-803-22.4  |  | 2 Pcs / Adet    |
| CPA-103-11.0 |  | 4 Pcs / Adet    |
| CPA-103-09.2 |  | 2 Pcs / Adet    |
| KC-810-25.4  |  | 4 Pcs / Adet    |
| CPA-108-05.7 |  | 4 Pcs / Adet    |
| EM70LS-21    |  | 2 Pcs / Adet    |
| EM70LS-22    |  | 4 Pcs / Adet    |
| EM70LS-23    |  | 4 Pcs / Adet    |

MONTAGE TO FRAMET JUNCTION

KASAYA ÇEKTİRME BAĞLANTI

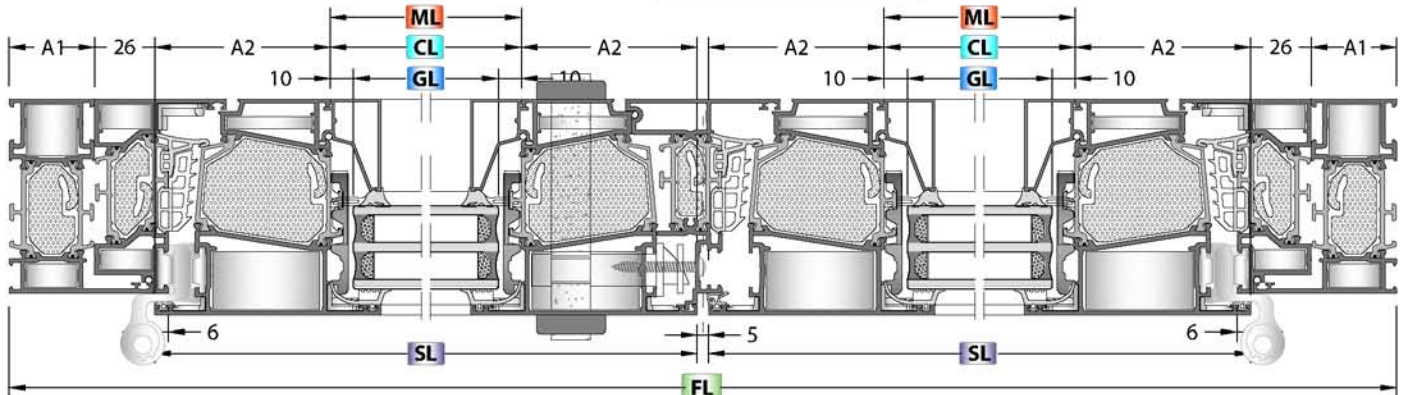
| Code / Kod     | Mech. Cor. Joint Mekanik Köşe Bağlantı | Quantity Miktar |
|----------------|--|-----------------|
| TJ70T-902-73.8 |  | 2 Set / Takım   |
| TJ70T-903-73.8 |  | 2 Set / Takım   |
| TJ70T-905-72.8 |  | 2 Set / Takım   |

GASKETS / FİTİLLER

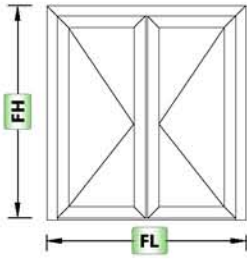
| Code Kod    | Quantity Miktar | Picture Resim |
|-------------|-----------------|---------------|
| EM1-2X      | 4SL + 4SH       |               |
| EM2-11      | 4SL + 4SH       |               |
| EM3-09      | 2SL + 3SH       |               |
| EM84-01A    | 1FL + 2FH       |               |
| EM84-01B    |                 |               |
| O.RING-3 mm | 6SL + 7SH       |               |
| AKF-195 B   | 2SL             |               |
| EM84-12     | 4CL + 4CH       |               |

ACCESSORY / AKSESUAR

| Code Kod  | Quantity Miktar | Picture Resim |
|-----------|-----------------|---------------|
| EM84-C01  | 2 Pcs / Adet    |               |
| EM84T-G01 | 2 Pcs / Adet    |               |
| EM84T-G02 | 6 Pcs / Adet    |               |
| EM84T-501 | 1 Set / Takım   |               |







GLASS / CAM

| Code / Kod  | Drawing / Çizim | Quantity / Miktar | Dimensions (mm) / Boyutlar                       |
|-------------|-----------------|-------------------|--|
| Glass / Cam |                 | 2 Pcs / Adet      | GL = SL - (A2+A2) - 20<br>GH = SH - (A2+A3) - 20 |

PROFILES / PROFİLLER

| Code / Kod  | Drawing / Çizim | Cut / Kesim | Quantity / Miktar | Dimensions (mm) / Boyutlar | Mechanical Treatment / Mekanik İşlem |
|-------------|-----------------|-------------|-------------------|----------------------------|--------------------------------------|
| 84TH-102-18 |                 |             | 1 Pcs / Adet      | FL                         | -                                    |
|             |                 |             | 1 Pcs / Adet      | FH                         |                                      |
|             |                 |             | 1 Pcs / Adet      | FH                         |                                      |
| 84TH-502-18 |                 |             | 1 Pcs / Adet      | FL-2A1                     | -                                    |
|             |                 |             | 1 Pcs / Adet      | FH-A1                      |                                      |
|             |                 |             | 1 Pcs / Adet      | FH-A1                      |                                      |
| 84TH-217-18 |                 |             | 2 Pcs / Adet      | SL = (FL - (2A1) - 57) / 2 | -                                    |
|             |                 |             | 2 Pcs / Adet      | SH = FH - A1 - 36          |                                      |
|             |                 |             | 2 Pcs / Adet      | SH = FH - A1 - 36          |                                      |
| 84TH-501-18 |                 |             | 1 Pcs / Adet      | AH = SH - 76               | -                                    |
| 08-XXX-XX   |                 |             | 4 Pcs / Adet      | CL = SL - (2A2)            | -                                    |
|             |                 |             | 4 Pcs / Adet      | CH = SH - (2A2+44)         | -                                    |
| 84T-410-00  |                 |             | 1 Pcs / Adet      | FL - 2A1 - 64              | -                                    |
| 70T-406-00  |                 |             | 1 Pcs / Adet      | SL - 75                    | -                                    |

PRESS CORNER JOINTS / PRES BAĞLANTI

| Code / Kod  | Press Corner Joints / Pres Bağlantı | Quantity / Miktar |
|-------------|-------------------------------------|-------------------|
| CC-103-22.6 |                                     | 2 Pcs / Adet      |
| CC-103-11.0 |                                     | 4 Pcs / Adet      |
| CC-103-09.2 |                                     | 2 Pcs / Adet      |
| CC-148-25.6 |                                     | 8 Pcs / Adet      |
| CC-108-05.7 |                                     | 8 Pcs / Adet      |
| EM70LS-21   |                                     | 2 Pcs / Adet      |
| EM70LS-22   |                                     | 8 Pcs / Adet      |
| EM70LS-23   |                                     | 8 Pcs / Adet      |

MECHANICAL COR. JOINT / MEKANİK KÖŞE BAĞ.

| Code / Kod   | Mech. Cor. Joint / Mekanik Köşe Bağlantı | Quantity / Miktar |
|--------------|--|-------------------|
| KC-803-22.4  |  | 2 Pcs / Adet      |
| CPA-103-11.0 |  | 4 Pcs / Adet      |
| CPA-103-09.2 |  | 2 Pcs / Adet      |
| KC-810-25.4  |  | 8 Pcs / Adet      |
| CPA-108-05.7 |  | 8 Pcs / Adet      |
| EM70LS-21    |  | 2 Pcs / Adet      |
| EM70LS-22    |  | 8 Pcs / Adet      |
| EM70LS-23    |  | 8 Pcs / Adet      |

MONTAGE TO FRAME T JUNCTION / KASAYA ÇEKTİRME BAĞLANTI

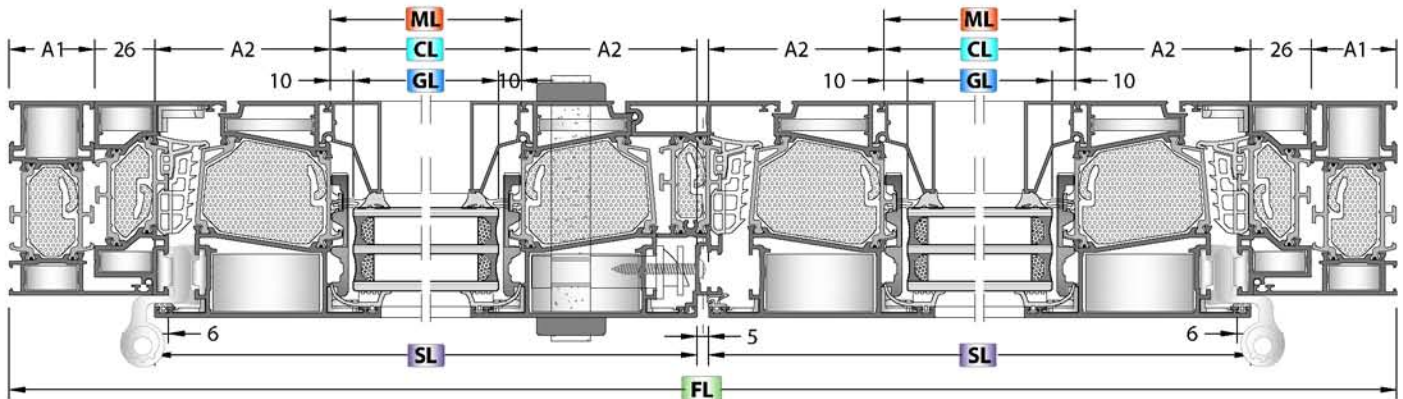
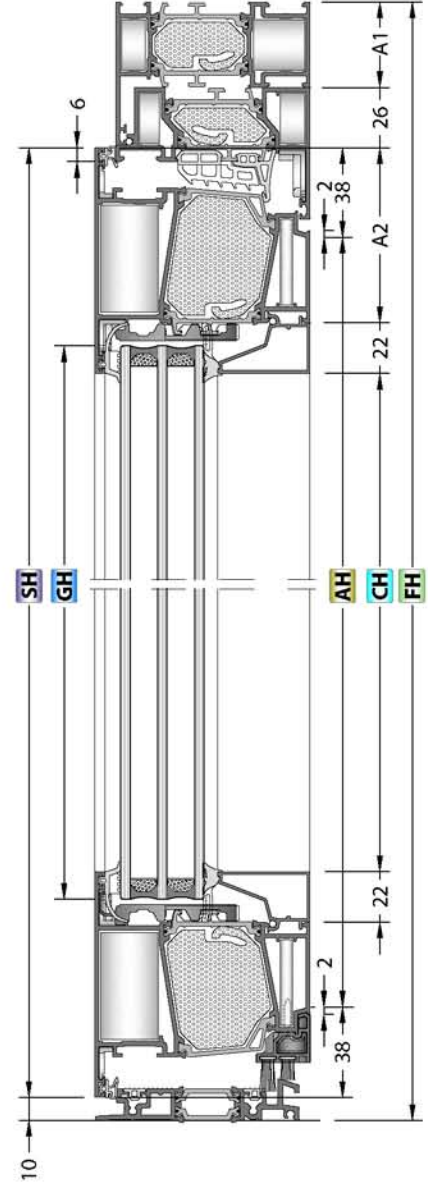
| Code / Kod     | Mech. Cor. Joint / Mekanik Köşe Bağlantı | Quantity / Miktar |
|----------------|--|-------------------|
| TJ70T-902-73.8 |  | 2 Set / Takım     |
| TJ70T-903-73.8 |  | 2 Set / Takım     |
| TJ70T-905-72.8 |  | 2 Set / Takım     |

GASKETS / FİTİLLER

| Code / Kod  | Quantity / Miktar | Picture / Resim |
|-------------|-------------------|-----------------|
| EM1-2X      | 4SL + 4SH         |                 |
| EM2-11      | 4SL + 4SH         |                 |
| EM3-09      | 2SL + 3SH         |                 |
| EM84-01A    | 1FL + 2FH         |                 |
| EM84-01B    | 1FL + 2FH         |                 |
| O.RING-3 mm | 6SL + 7SH         |                 |
| EM84-410    | 2FL               |                 |
| PB-7-1000   | 1FL               |                 |
| PB-7-1500   | 1FL               |                 |
| EM84-12     | 4CL + 4CH         |                 |

ACCESSORY / AKSESUAR

| Code / Kod | Quantity / Miktar | Picture / Resim |
|------------|-------------------|-----------------|
| EM84-C01   | 2 Pcs / Adet      |                 |
| EM84T-G01  | 2 Pcs / Adet      |                 |
| EM84T-G02  | 6 Pcs / Adet      |                 |
| EM84T-501  | 1 Set / Takım     |                 |
| EM70T-406  | 2 Set / Takım     |                 |

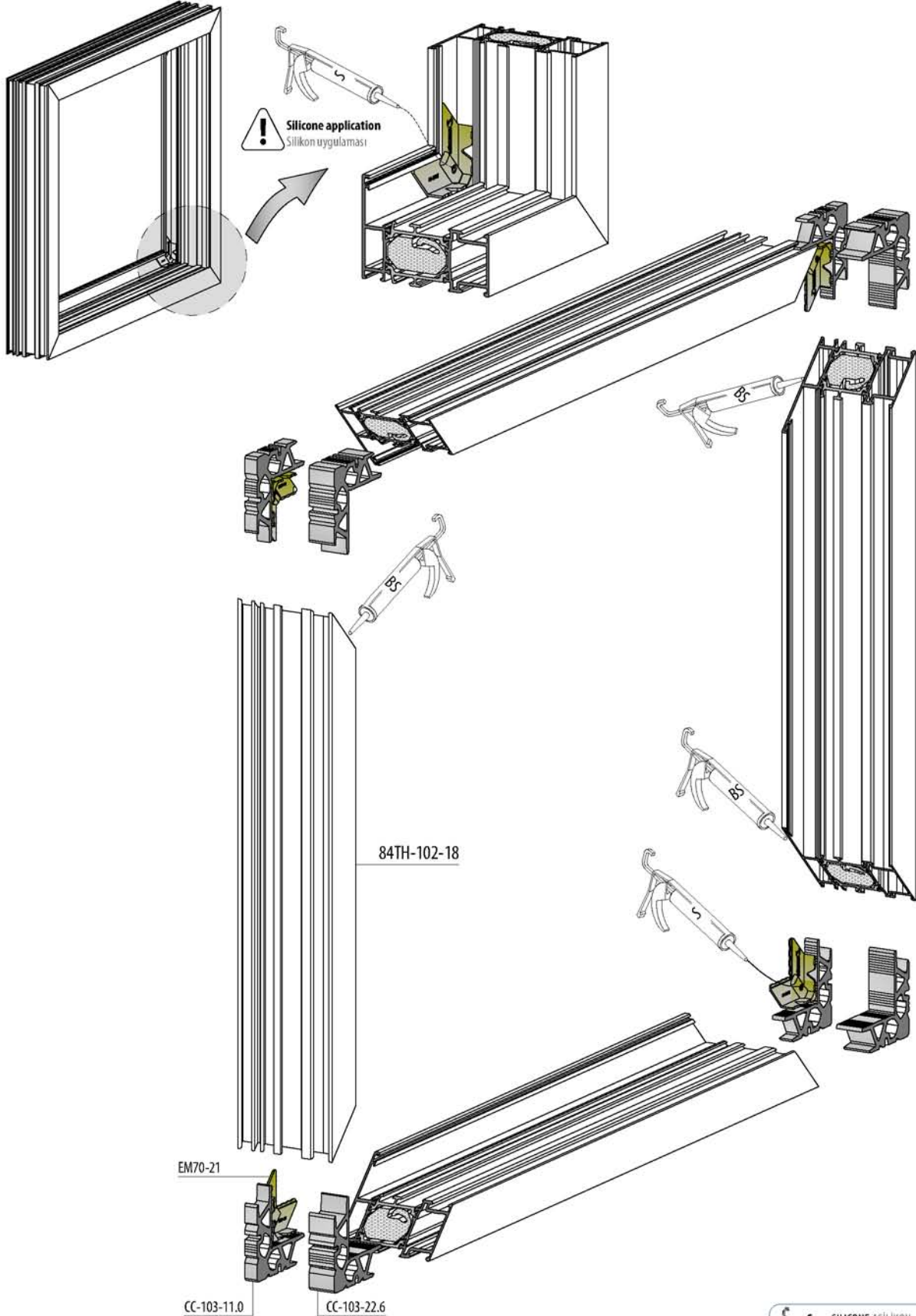


**ASSEMBLY DETAILS**  
MONTAJ DETAYLARI

**FRAME ASSEMBLY / KASA UYGULAMA**

**84T/TH-102-18**

**PRESS CORNER JOINT / PRES KÖŞE BAĞLANTI**

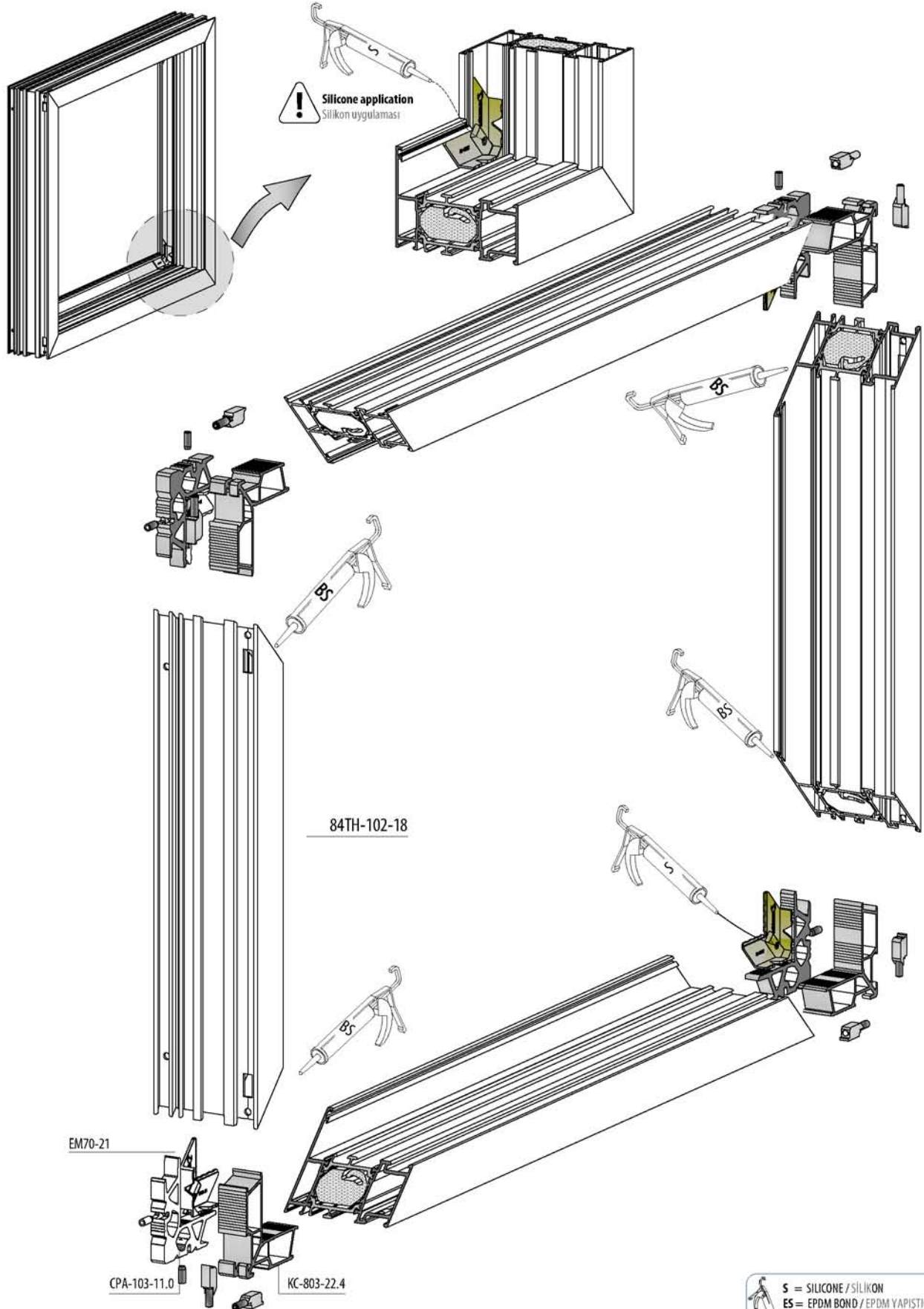


**S = SILICONE / SİLİKON**  
**ES = EPDM BOND / EPDM YAPIŞTICI**  
**BS = BOND AND SEAL / YAPIŞTIRICI VE SIZDIRMAZ**

**FRAME ASSEMBLY / KASA UYGULAMA**

**84T/TH-102-18**

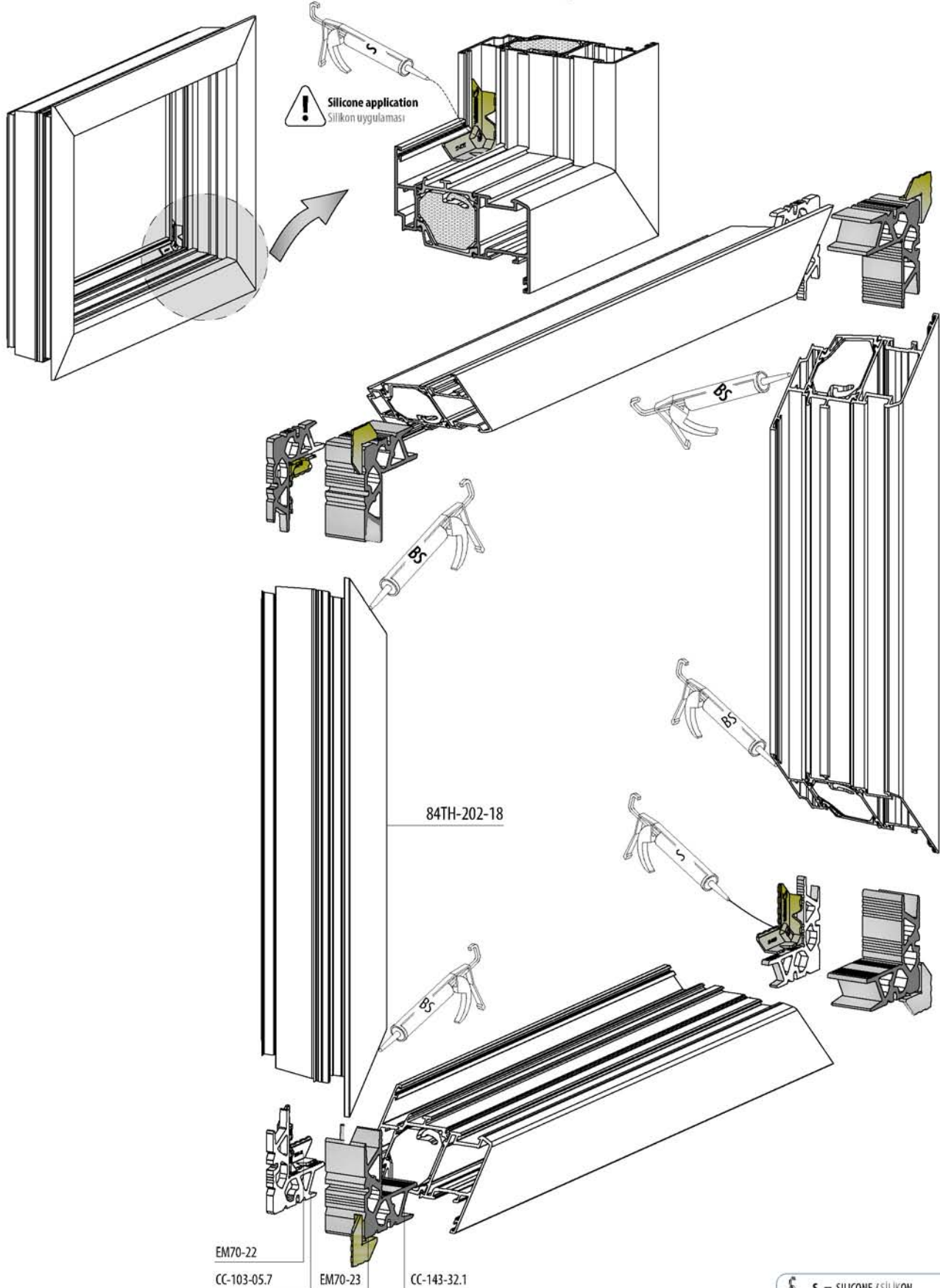
**MECHANICAL CORNER JOINT / MEKANİK KÖŞE BAĞLANTI**



**FRAME ASSEMBLY / KASA UYGULAMA**

**84T/TH-202-18**

**PRESS CORNER JOINT / PRES KÖŞE BAĞLANTI**



EM70-22

CC-103-05.7

EM70-23

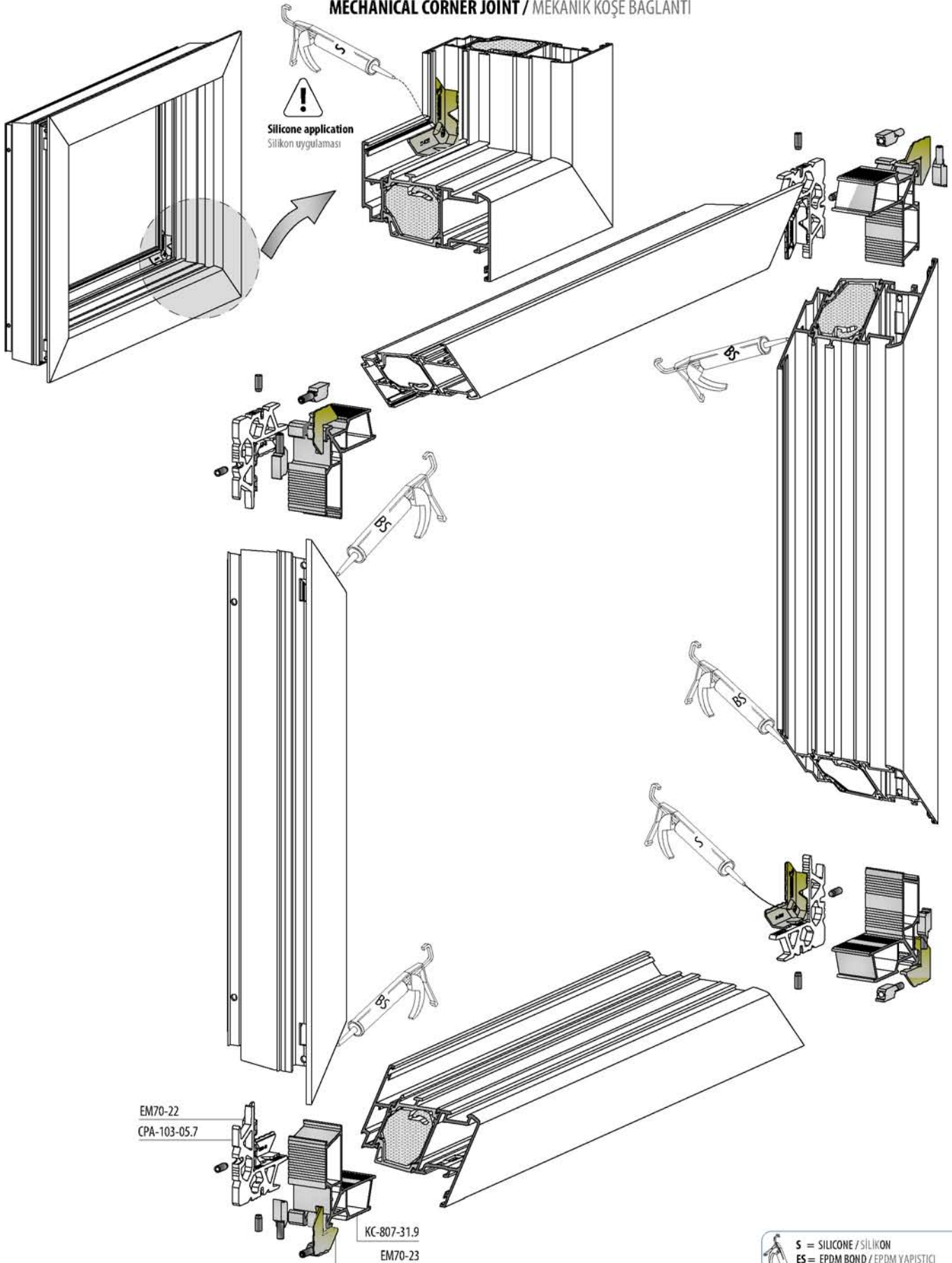
CC-143-32.1

**S = SILICONE / SİLİKON**  
**ES = EPDM BOND / EPDM YAPIŞTICI**  
**BS = BOND AND SEAL / YAPIŞTIRICI VE SIZDIRMAZ**

**FRAME ASSEMBLY / KASA UYGULAMA**

**84T/TH-202-18**

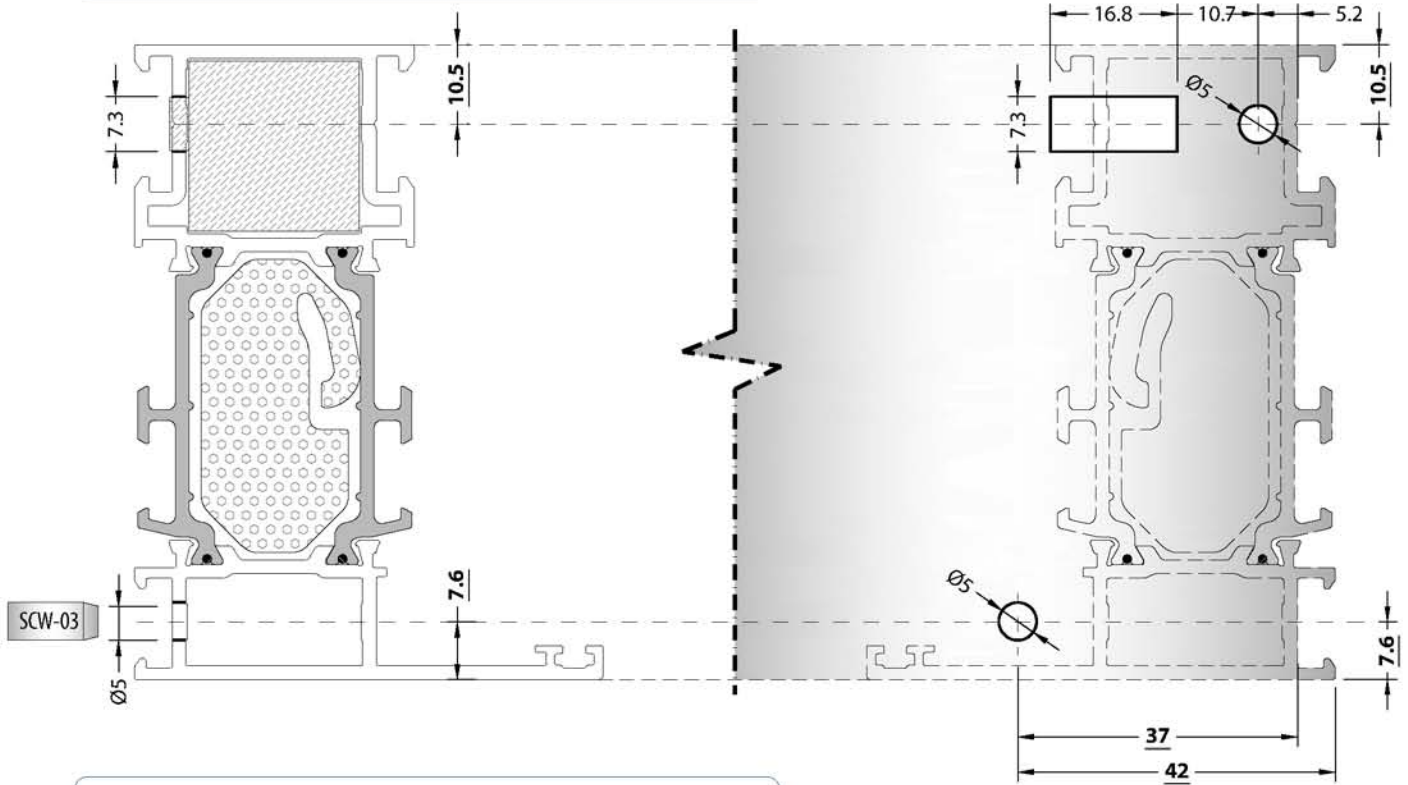
**MECHANICAL CORNER JOINT / MEKANİK KÖŞE BAĞLANTI**



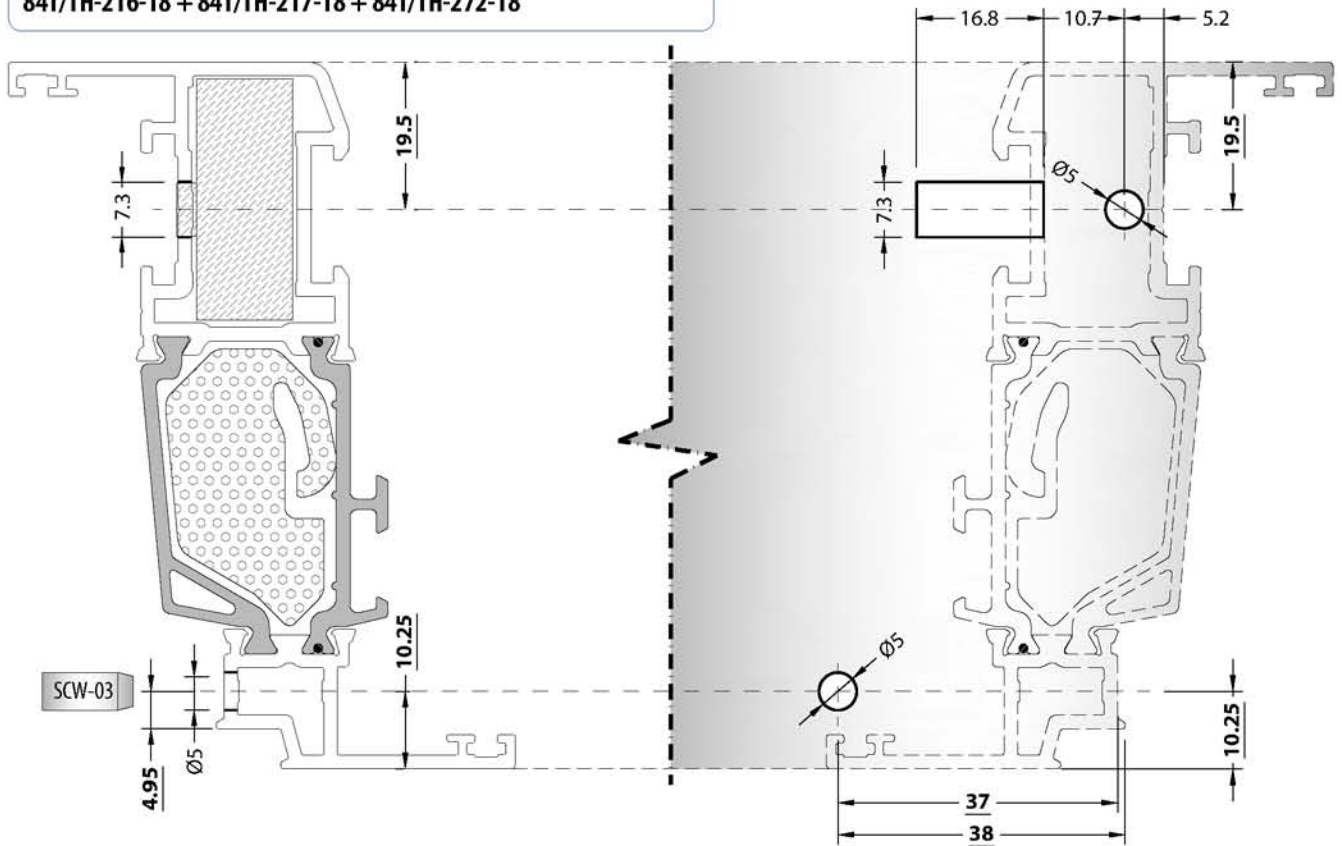
**S = SILICONE / SİLİKON**  
**ES = EPDM BOND / EPDM YAPIŞTICI**  
**BS = BOND AND SEAL / YAPIŞTIRICI VE SIZDIRMAZ**

**MECHANICAL CORNER JOINT HOLES DIEMENSION**  
MEKANİK KÖŞE BAĞLANTI DELİK ÖLÇÜLERİ

**84T/TH-102-18 + 84T/TH-112-18 + 84T/TH-103-18 + 84T/TH-507-18**

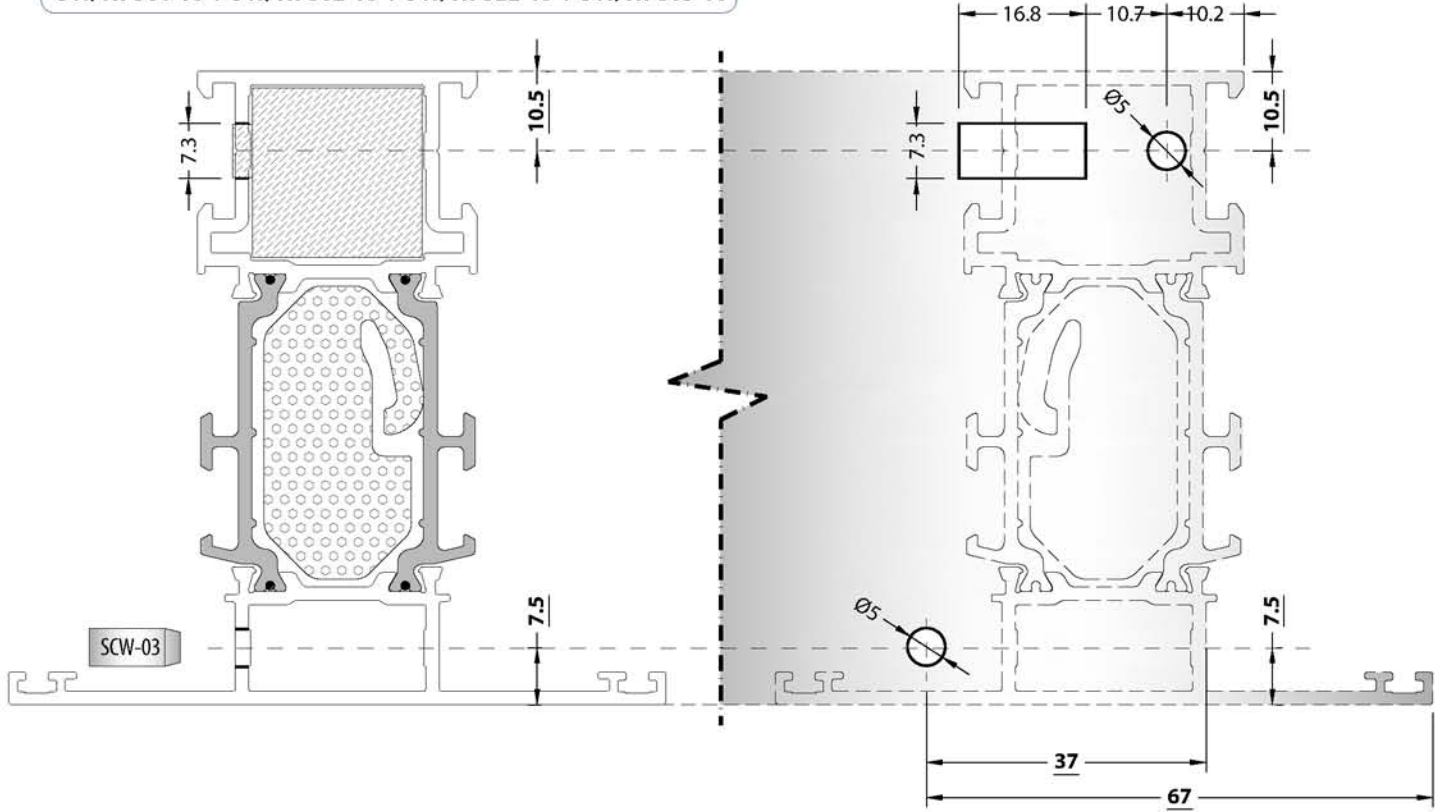


**84T/TH-201-18 + 84T/TH-211-18 + 84T/TH-202-18 + 84T/TH-212-18  
84T/TH-216-18 + 84T/TH-217-18 + 84T/TH-272-18**



**MECHANICAL CORNER JOINT HOLES DIEMENSION**  
MEKANİK KÖŞE BAĞLANTI DELİK ÖLÇÜLERİ

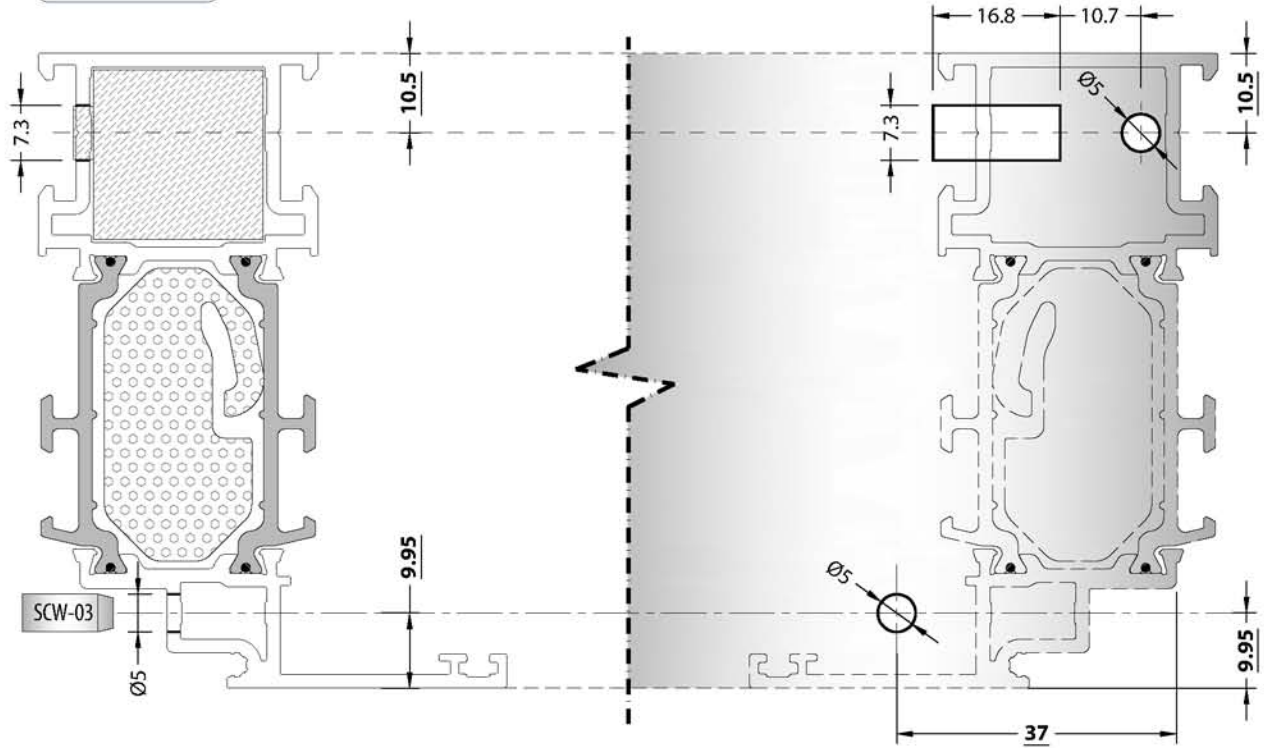
84T/TH-301-18 + 84T/TH-302-18 + 84T/TH-322-18 + 84T/TH-303-18



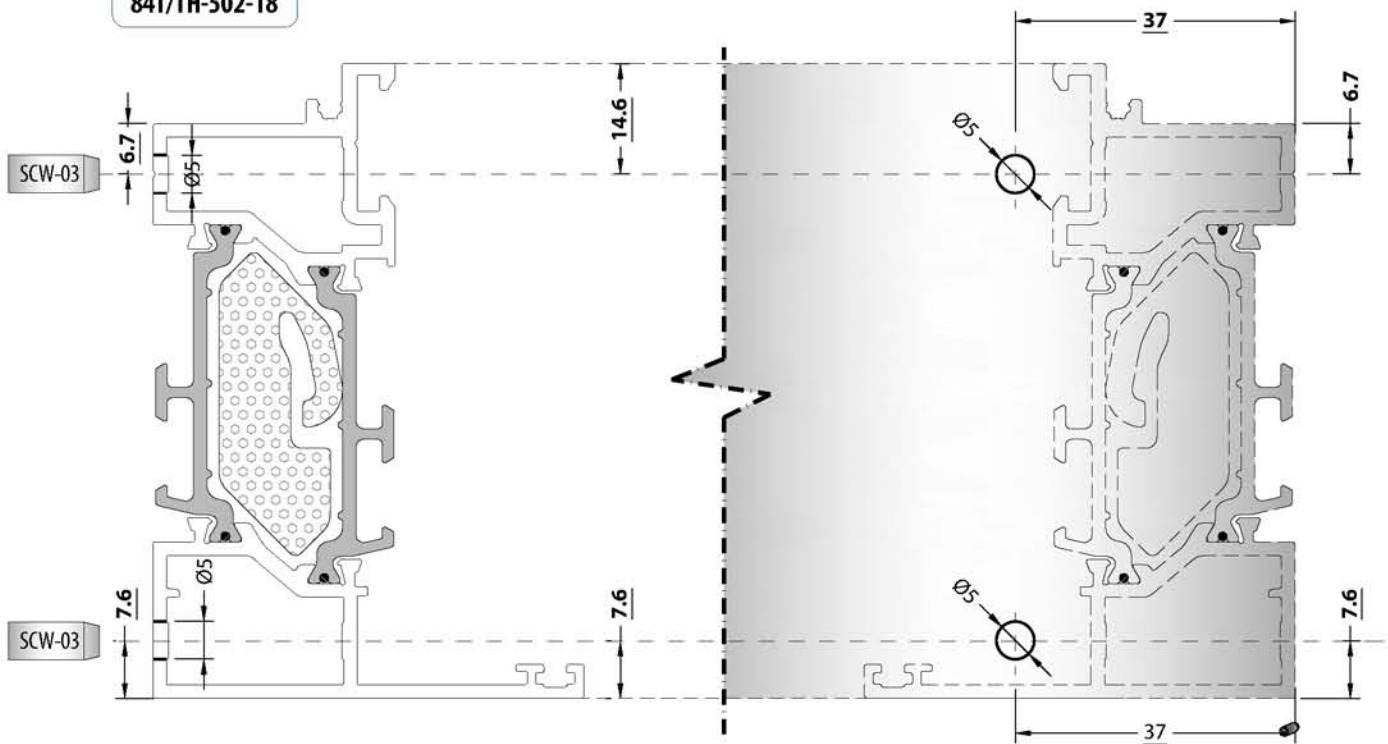


**MECHANICAL CORNER JOINT HOLES DIEMENSION**  
MEKANİK KÖŞE BAĞLANTI DELİK ÖLÇÜLERİ

**84T/TH-404-18**

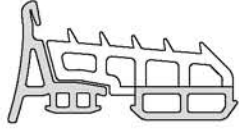


**84T/TH-502-18**

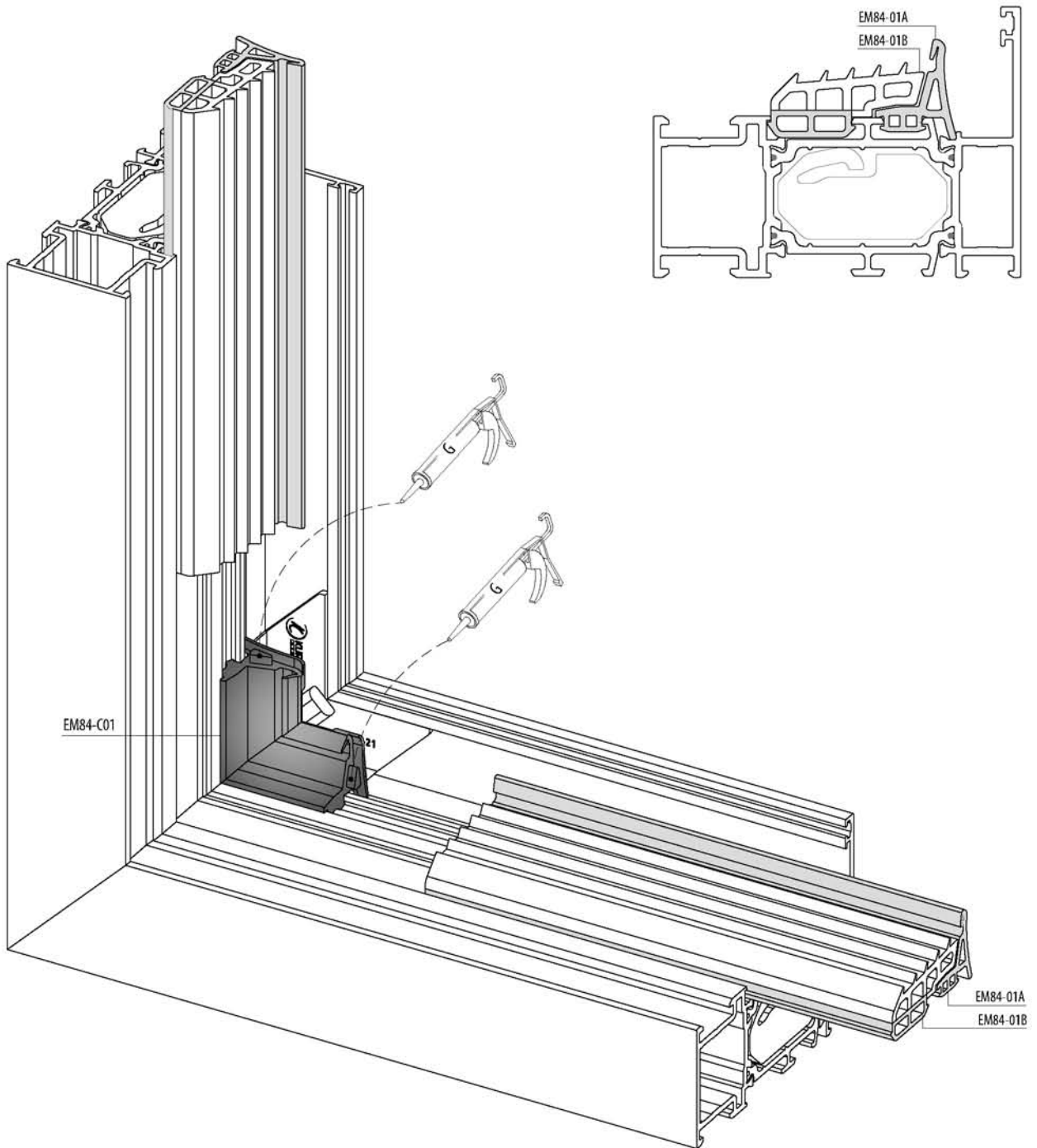



**CENTRAL GASKET ENJECTION CORNER / TOZLUK FİTİLİ ENJEKSİYON KÖŞE**

**EM84-01A**  
**EM84-01B**  
Central Gasket  
Tozluk Fitili



**EM84-C01**  
Enjection Corner  
Enjeksiyon Köşe

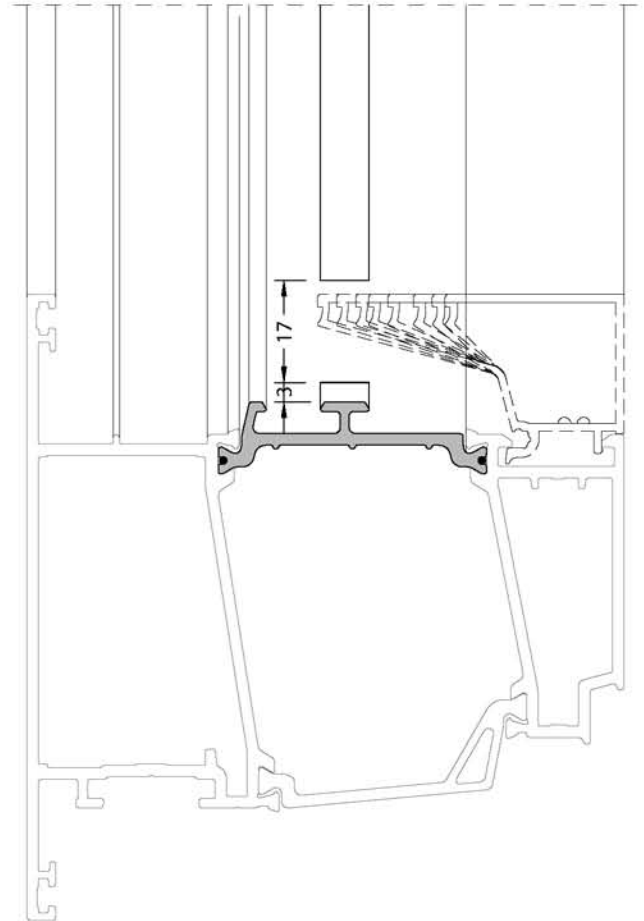
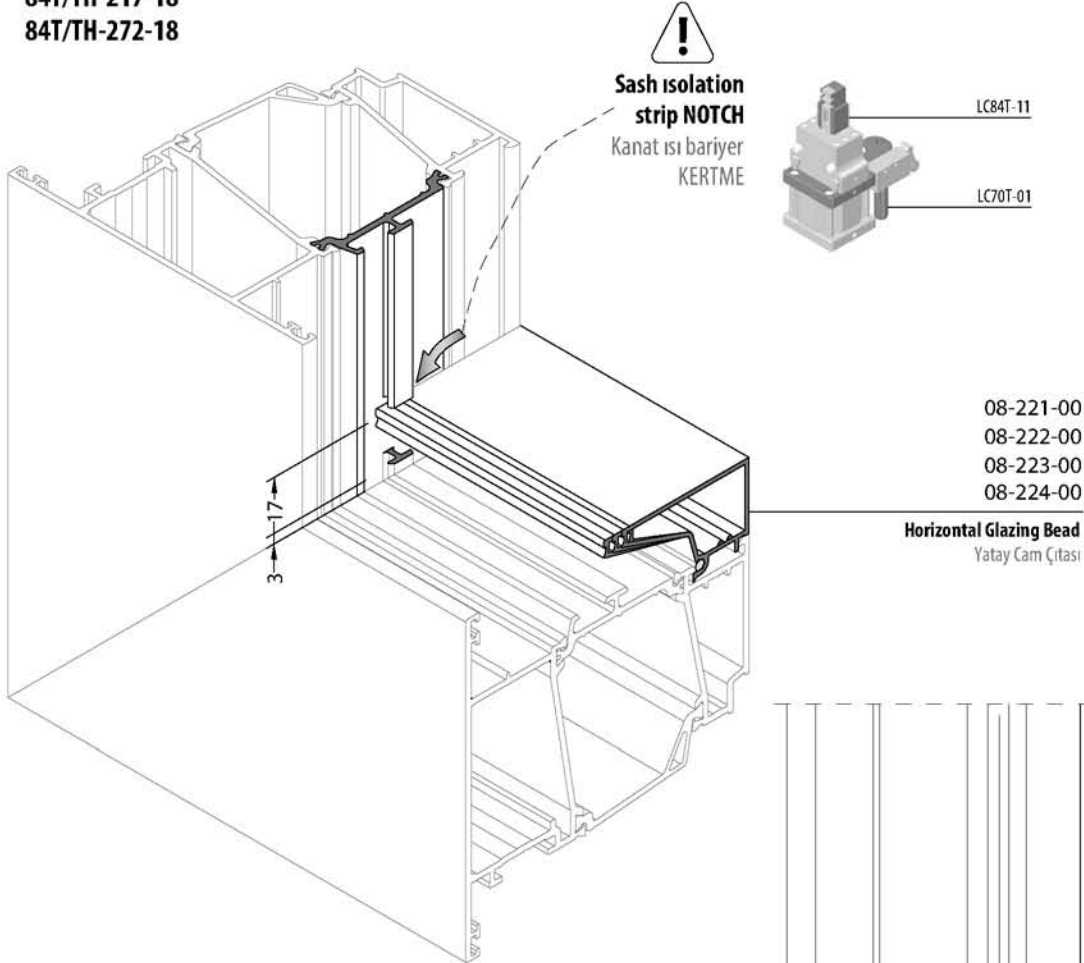


 G = EPDM GLUE  
EPDM YAPIŞTIRICI

**ISOLATION STRIP NOTCH / ISI BARIYER KERTME**

**OUTSIDE OPENING DÜZ SASHES / DIŞA AÇILIR DÜZ KANATLAR**

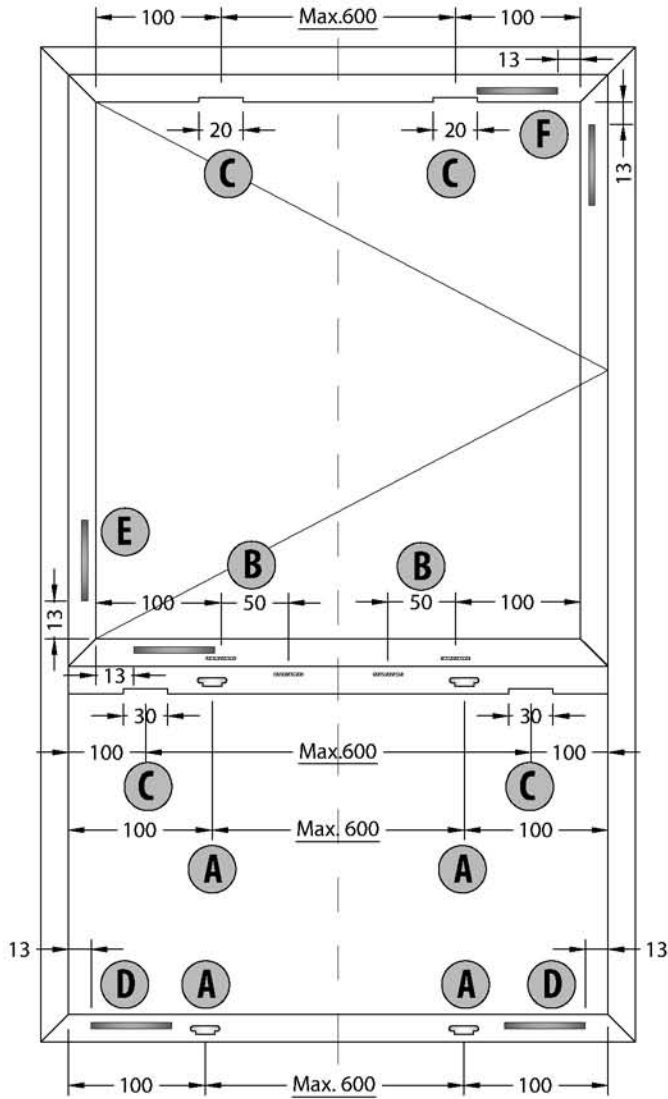
84T/TH-217-18  
84T/TH-272-18



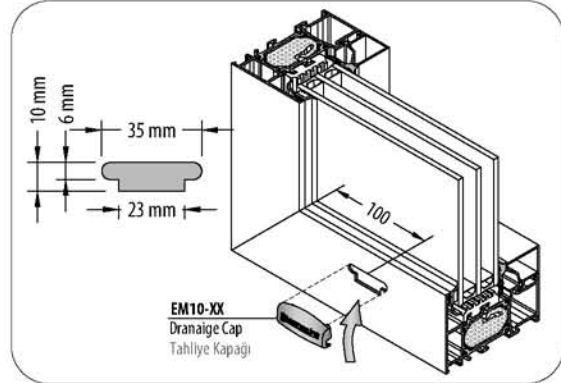
**ISOLATION STRIP NOTCH / ISI BARIYER KERTME**

| GLAZING BEAD<br>CAM ÇITASI | SASH<br>KANAT | NOTCH<br>KERTME |
|----------------------------|---------------|-----------------|
| 08-221-00                  |               | ✓               |
| 08-222-00                  | 84T/TH-217-18 | ✓               |
| 08-223-00                  | 84T/TH-272-18 | ✓               |
| 08-224-00                  |               | ✓               |

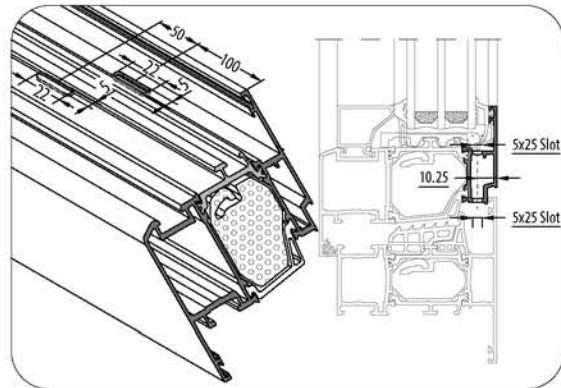
**GENERAL DRANAIGE METHOD / GENEL TAHLİYE METODU**



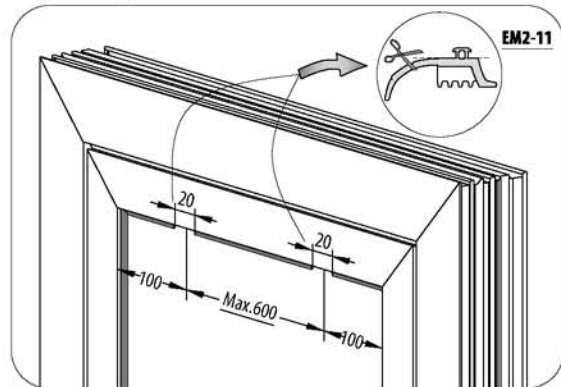
**A** FRAME WATER DRANAIGE / KASA TAHLİYE



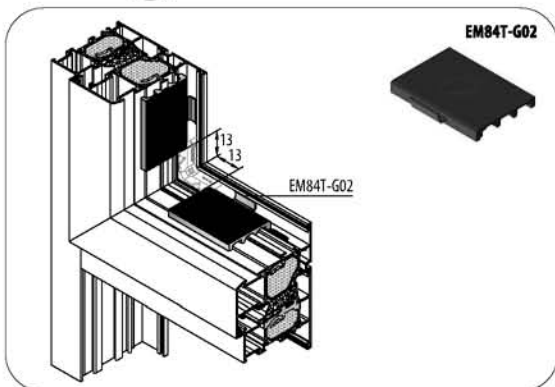
**B** SASH WATER DRANAIGE / KANAT TAHLİYE



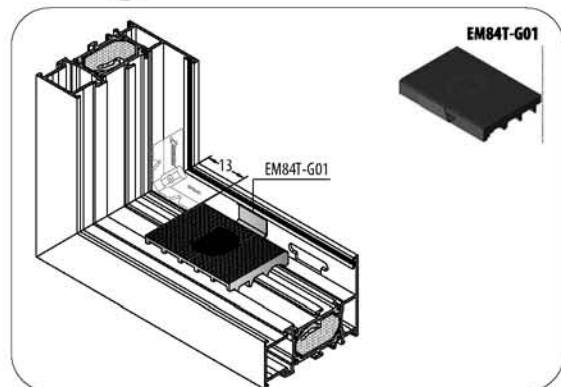
**C** PRESSURE EQUALIZER / BASINÇ DENGELEYİCİ



**E** SECTION / KESİTİ

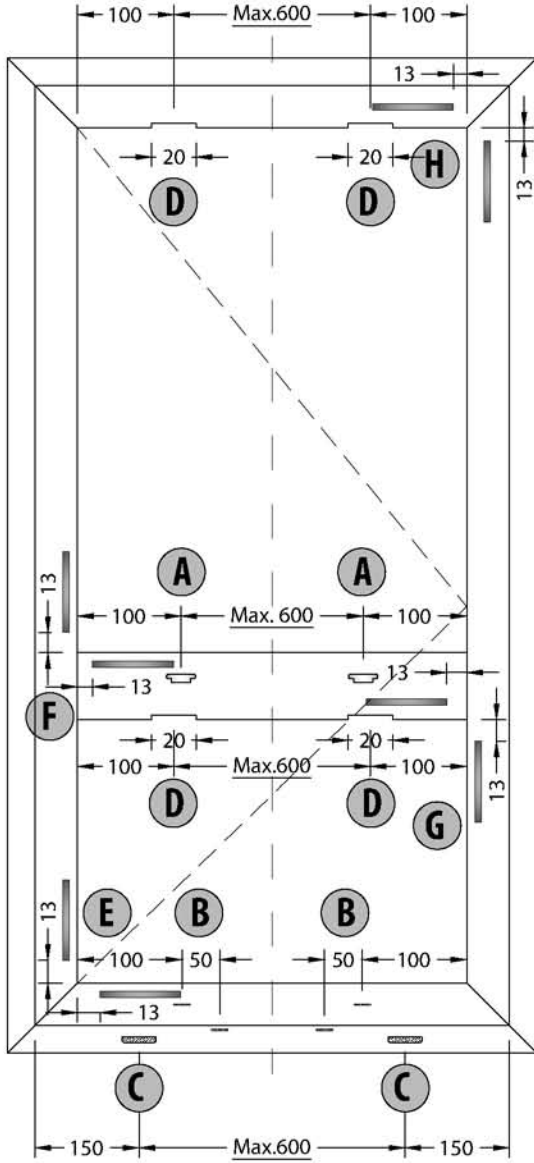


**D** SECTION / KESİTİ

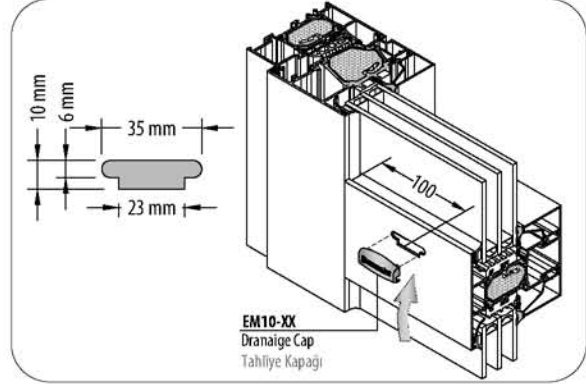


**OUTWARD OPENING DOOR / DIŞA AÇILIR KAPI**

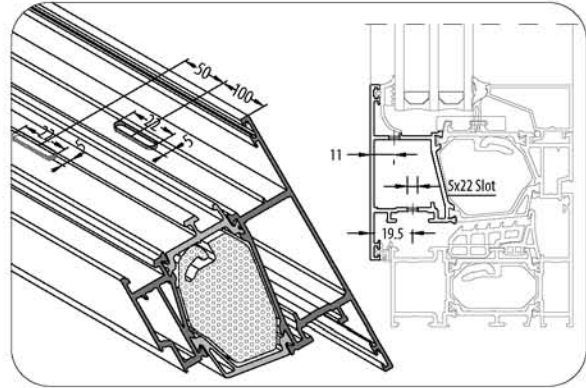
**84T/TH-272-18**



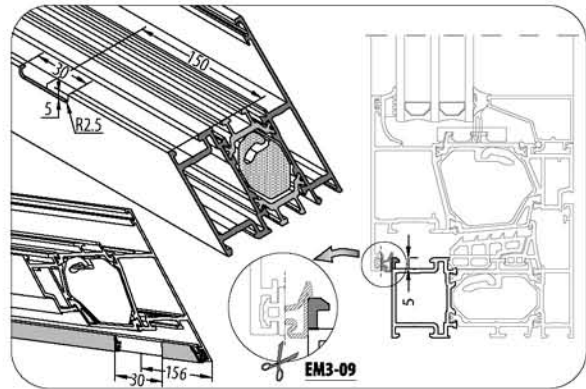
**A** FRAME WATER DRAINAIGE / KASA TAHLİYE



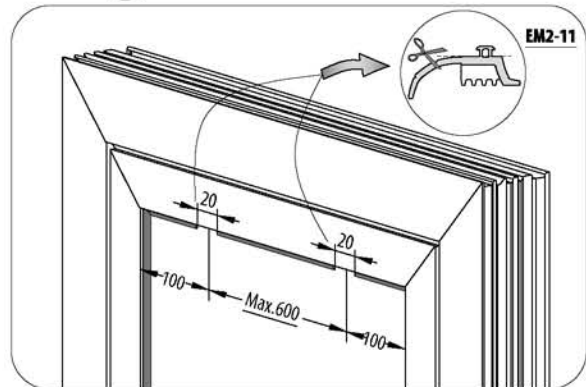
**B** SASH WATER DRAINAIGE / KANAT TAHLİYE



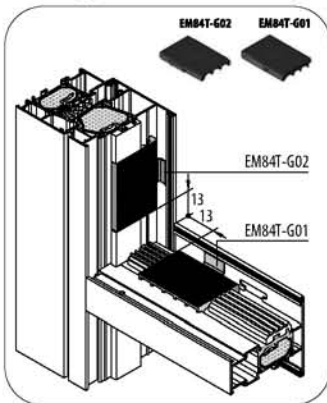
**C** FRAME WATER DRAINAIGE / KASA TAHLİYE



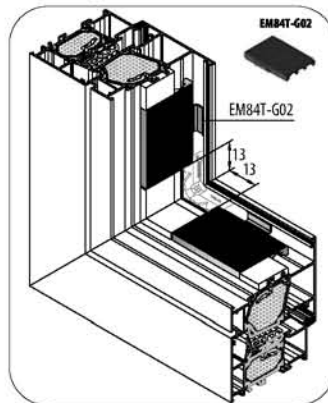
**D** PRESSURE EQUALIZER / BASINÇ DENGLEYİCİ



**F** SECTION / KESİTİ

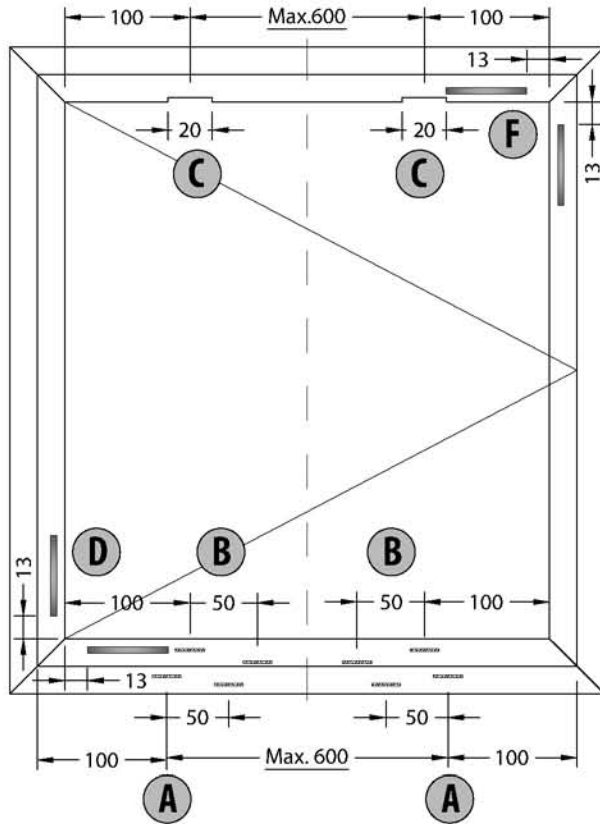


**E** SECTION / KESİTİ

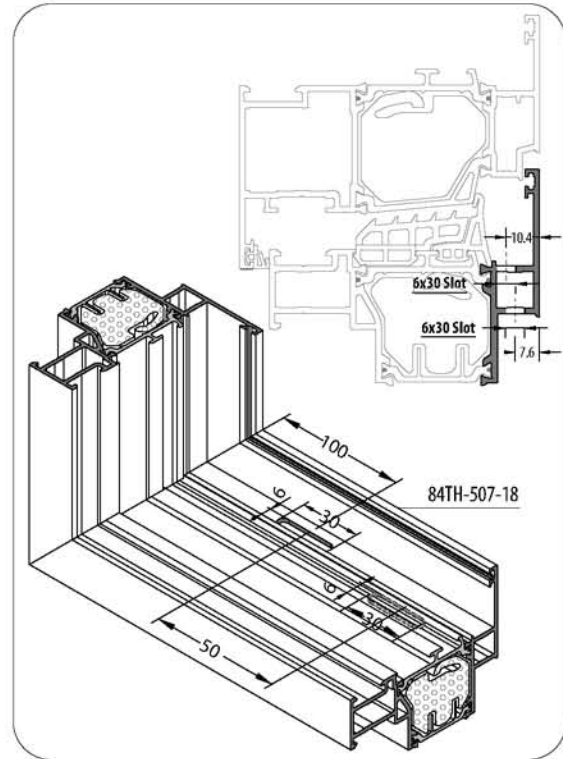


**GENERAL DRANAIGE METHOD / GENEL TAHLİYE METODU**

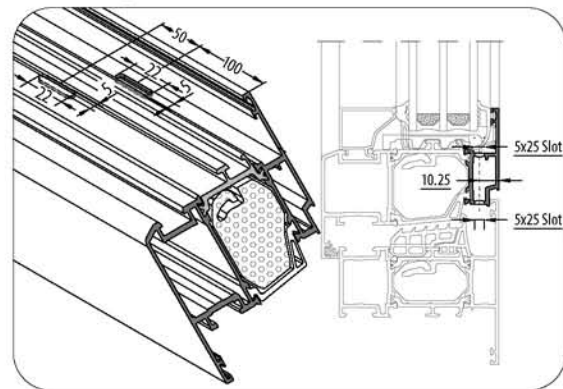
**84T/TH-507-18**



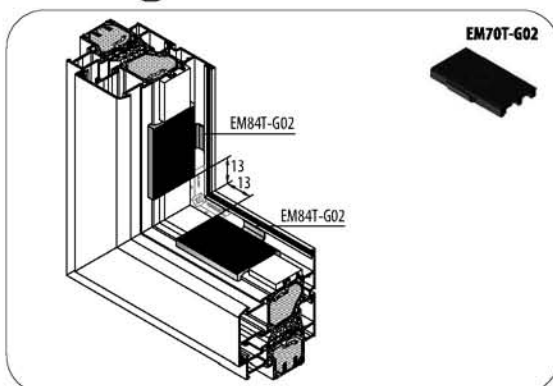
**A** FRAME WATER DRANAIGE / KASA TAHLİYE



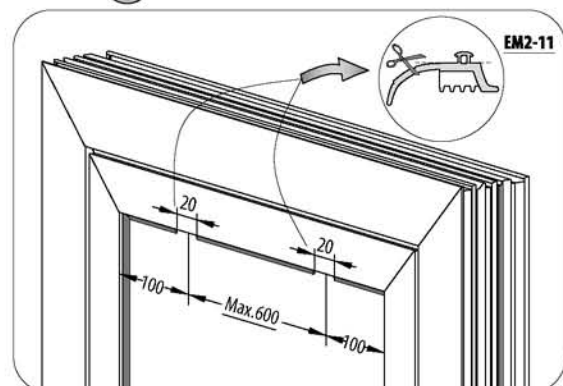
**B** SASH WATER DRANAIGE / KANAT TAHLİYE



**D** SECTION / KESİTİ



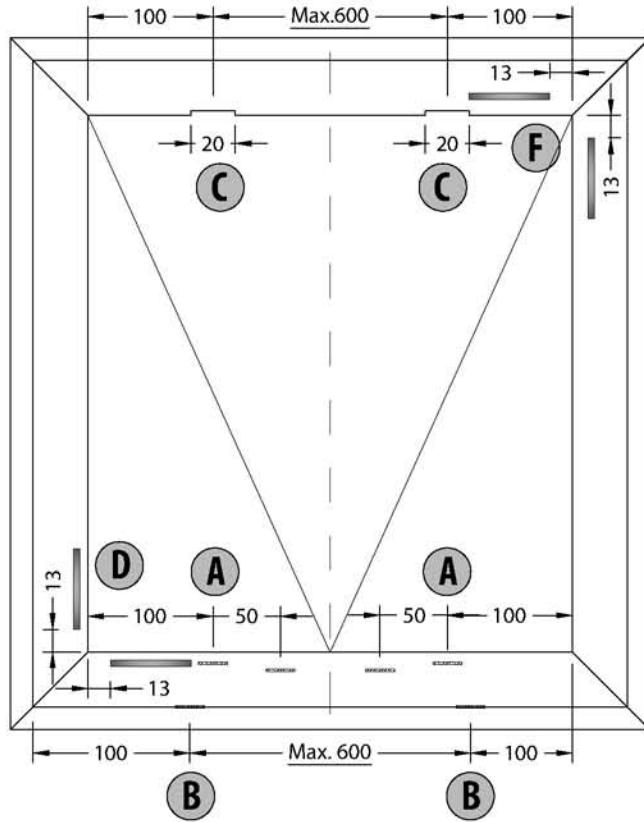
**C** PRESSURE EQUALIZER / BASINÇ DENGELEYİCİ



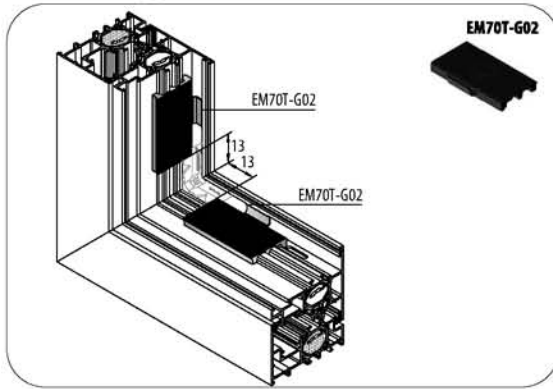
**GENERAL DRAINAGE METHOD / GENEL TAHLİYE METODU**

**84T/TH-281-18**

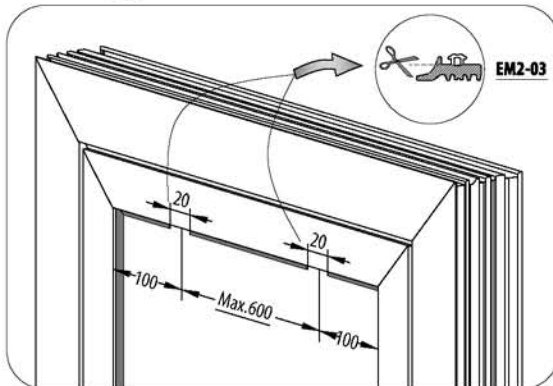
**OUTWARD - 2 / DIŞA AÇILIM-2**



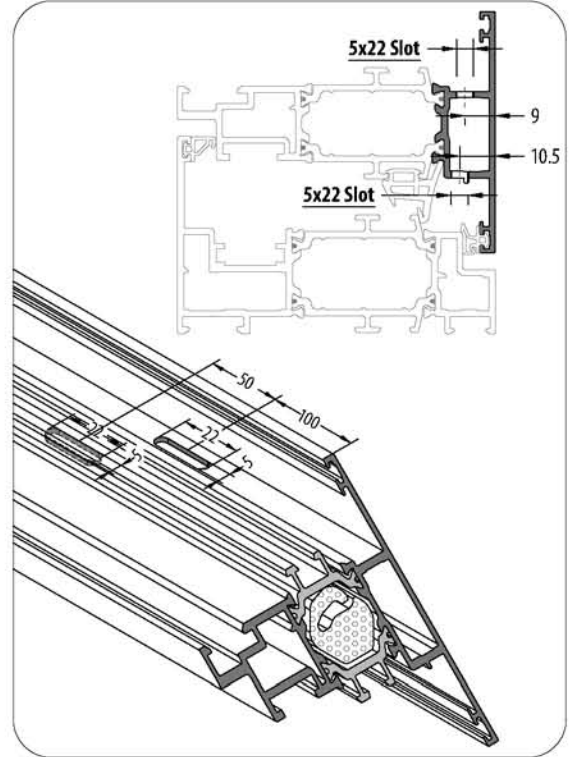
**D SECTION / KESİTİ**



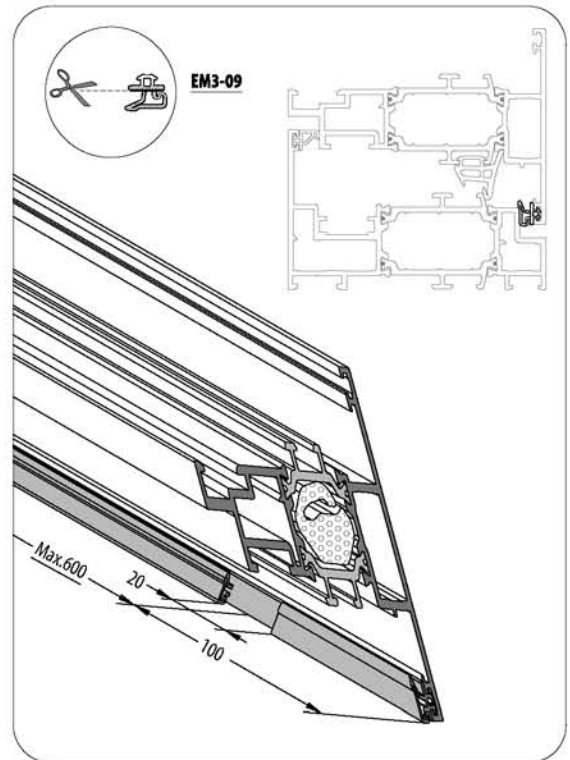
**C PRESSURE EQUALIZER / BASINÇ DENGELEYİCİ**



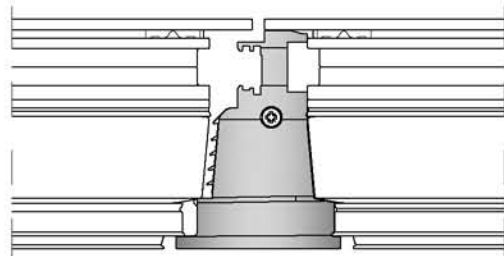
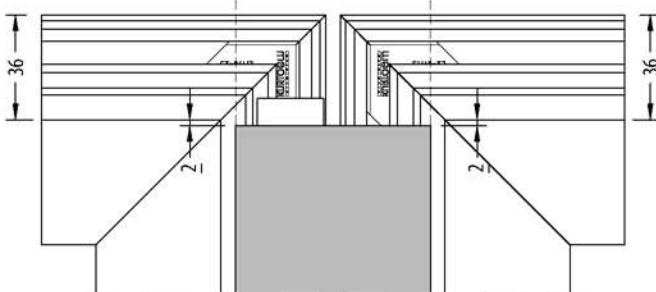
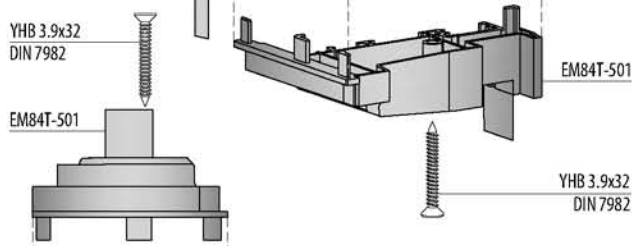
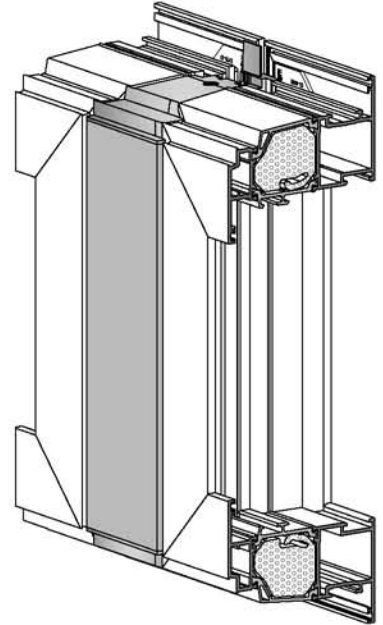
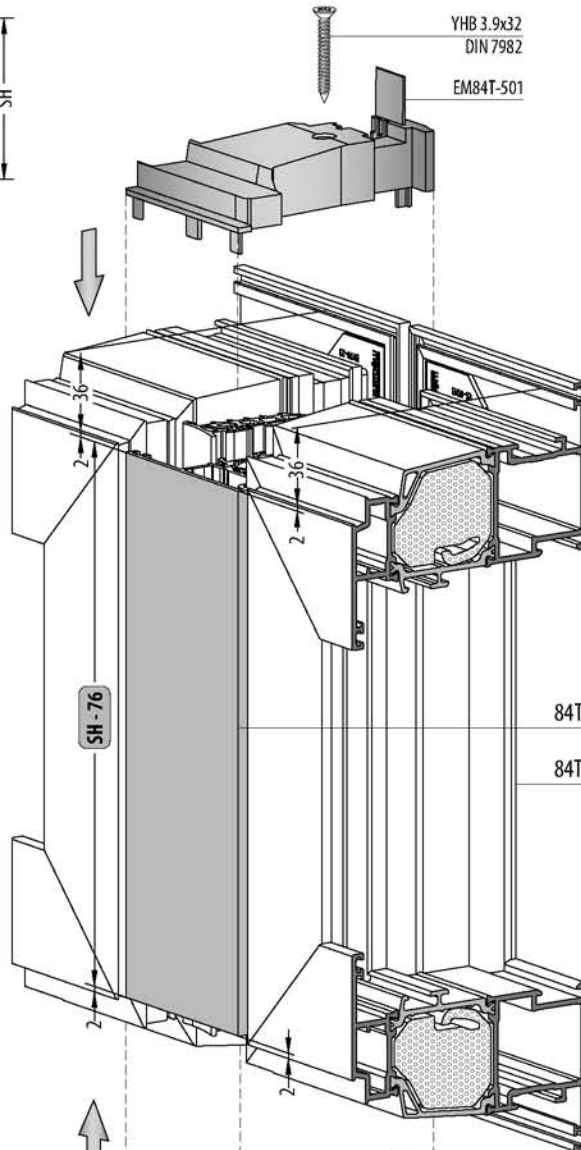
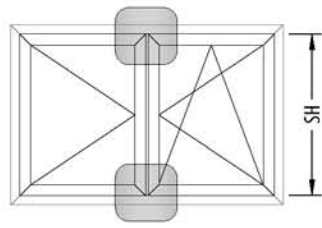
**A FRAME WATER DRAINAGE / KASA TAHLİYE**



**B FRAME WATER DRAINAGE / KASA TAHLİYE**



**DOUBLE SASH ADAPTER CAP / ÇİFT KANAT ADAPTÖRÜ**



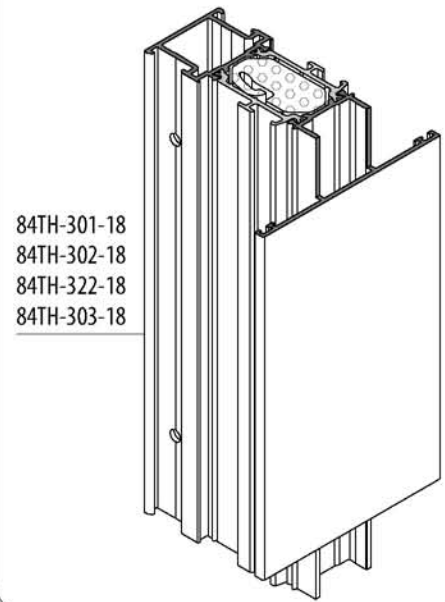
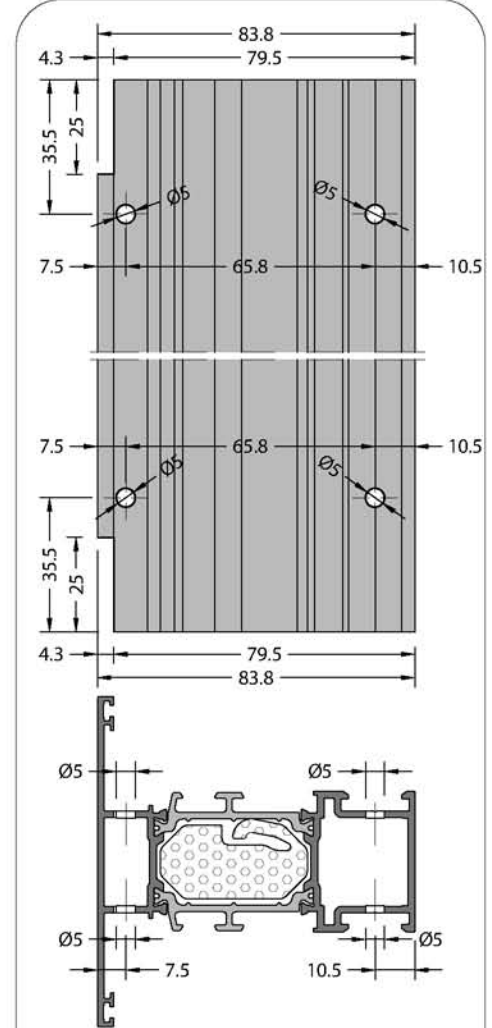
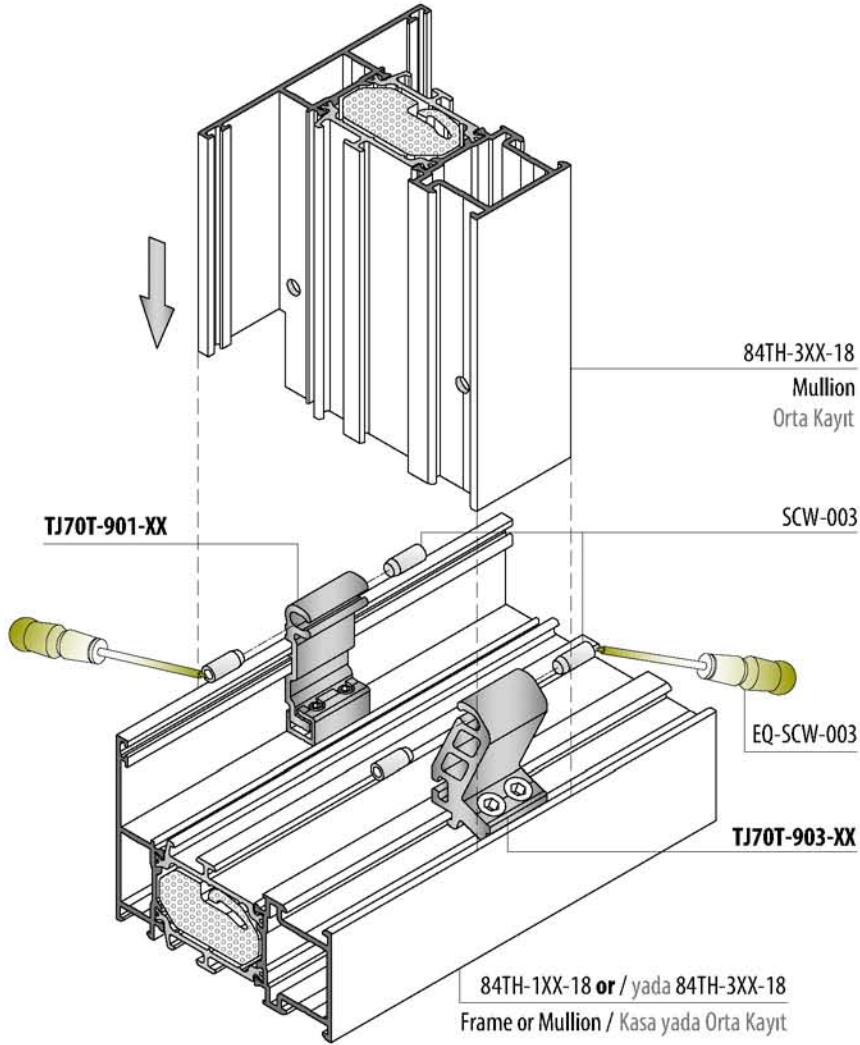
84TH-501-18



**MULLION PROFILE ASSEMBLY / ORTA KAYIT PROFİL MONTAJI**

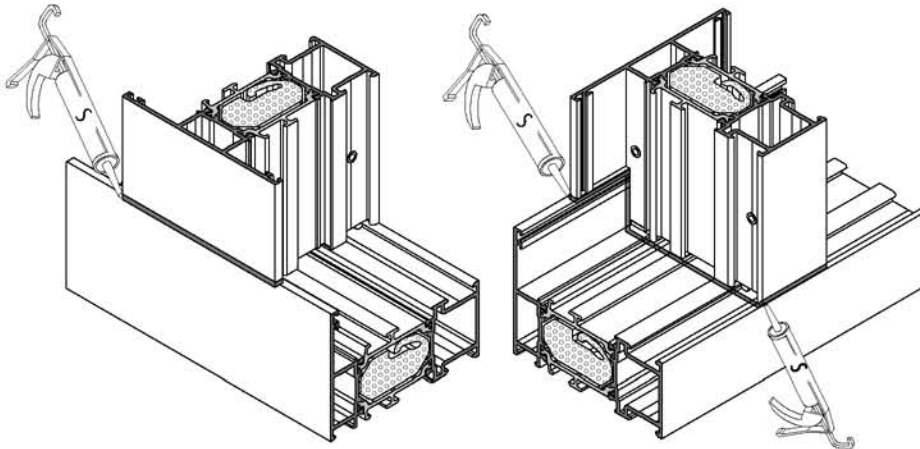
**TO FRAME OR MULLION / KASAYA YADA ORTA KAYIDA**

**NOTCH / KERTME**



**Isolation Before Montage**  
Montaj Öncesi İzolasyon

**Isolation After Montage**  
Montaj Sonrası İzolasyon



**MULLION PROFILE ASSEMBLY / ORTA KAYIT PROFİL MONTAJI**

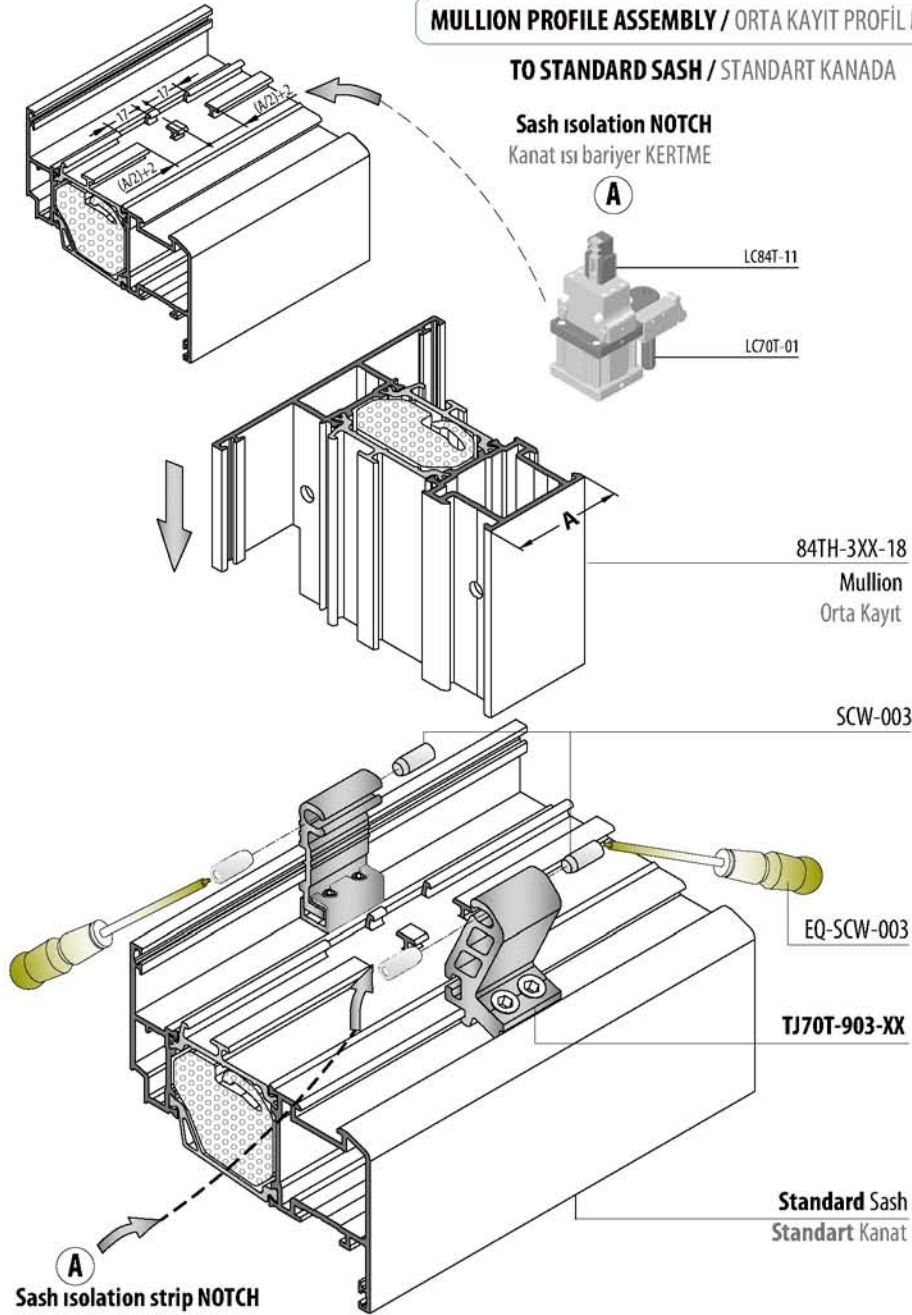
**TO STANDARD SASH / STANDART KANADA**

**Sash isolation NOTCH**  
Kanat ısı bariyer KERTME

**A**

LC84T-11

LC70T-01

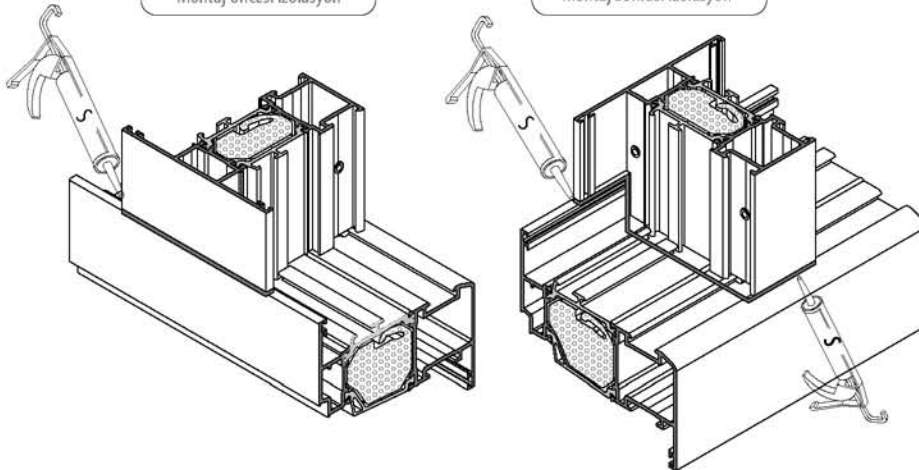


**Sash isolation strip NOTCH**  
Kanat ısı bariyer KERTME

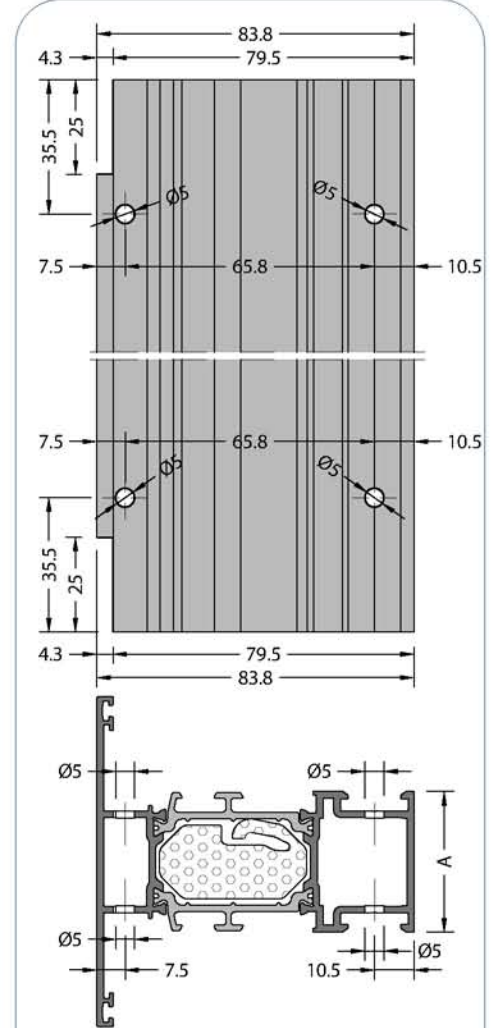
**A**

**Isolation Before Montage**  
Montaj Öncesi İzolasyon

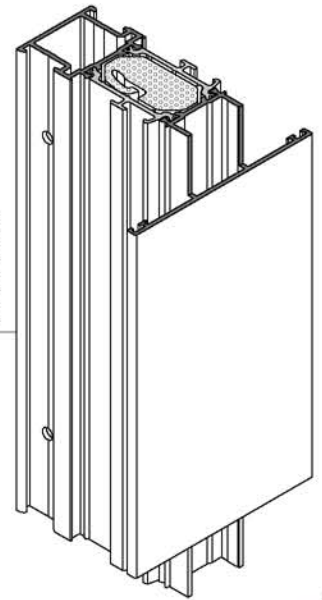
**Isolation After Montage**  
Montaj Sonrası İzolasyon



**NOTCH / KERTME**



84TH-301-18  
84TH-302-18  
84TH-322-18  
84TH-303-18



**MULLION PROFILE ASSEMBLY / ORTA KAYIT PROFİL MONTAJI**

**TO INSIDE OPENING FLAT SASH / İÇE AÇILIR DÜZ KANADA**

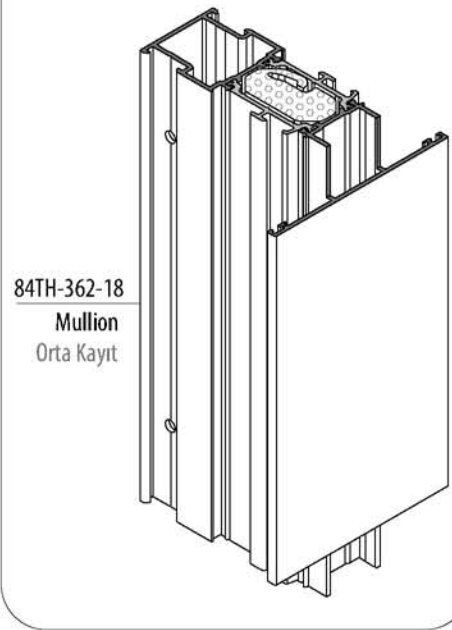
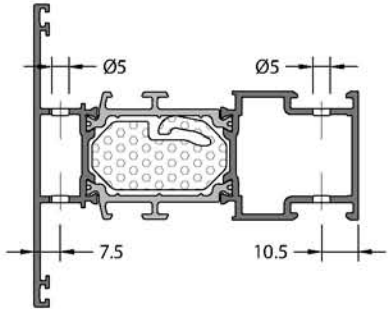
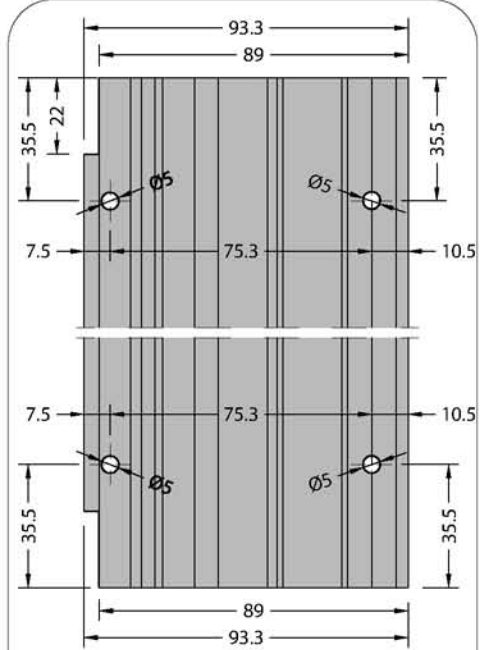
**Sash isolation NOTCH**  
Kanat ısı bariyer KERTME

**A**

LC84T-11

LC70T-01

**NOTCH / KERTME**



TJ70T-902-XX

84TH-362-18  
Mullion  
Orta Kayıt

SCW-003

EQ-SCW-003

TJ70T-903-XX

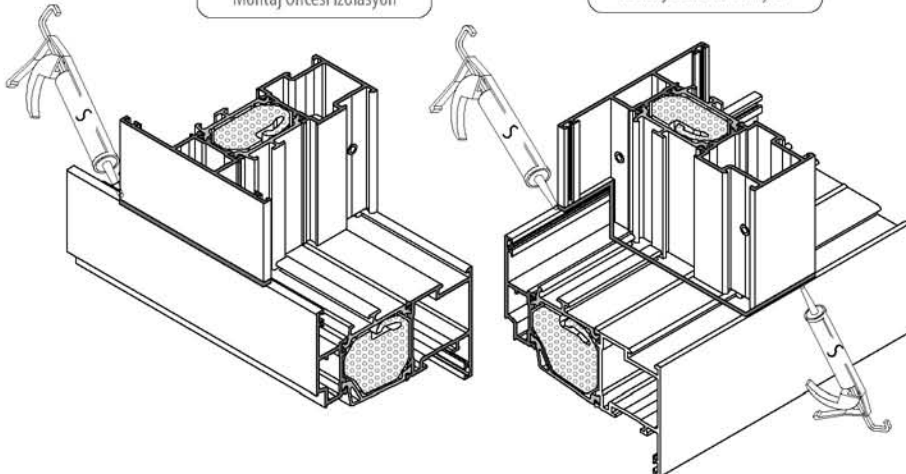
TJ70T-905-XX

84TH-211-18  
84TH-212-18  
84TH-216-18  
84TH-262-18

**A**  
**Sash isolation strip NOTCH**  
Kanat ısı bariyer KERTME

**Isolation Before Montage**  
Montaj Öncesi İzolasyon

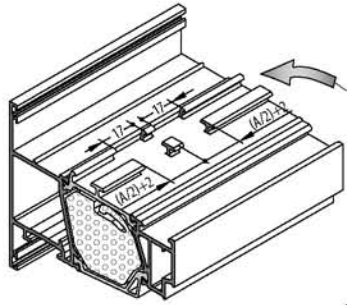
**Isolation After Montage**  
Montaj Sonrası İzolasyon



**MULLION PROFILE ASSEMBLY / ORTA KAYIT PROFİL MONTAJI**

**TO OUTSIDE OPENING FLAT SASH / DIŐA AÇILIR DÜZ KANADA**

**NOTCH / KERTME**

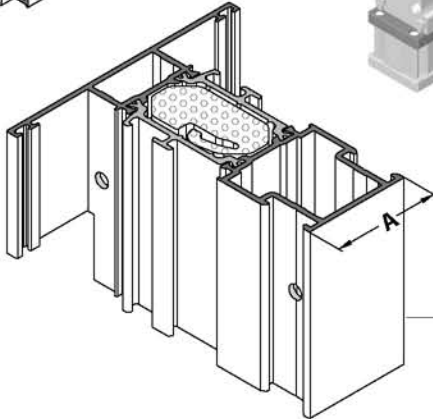


**Sash isolation NOTCH**  
Kanat ısı bariyer KERTME

**A**

LC84T-11

LC70T-01



84TH-362-18  
Mullion  
Orta Kayıt

EQ-SCW-003

TJ70T-903-XX

TJ70T-905-XX

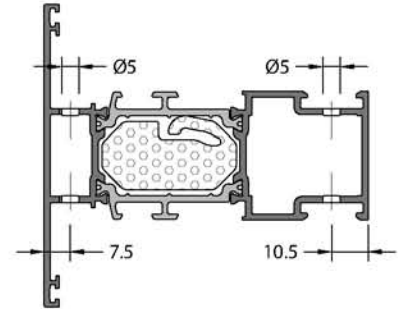
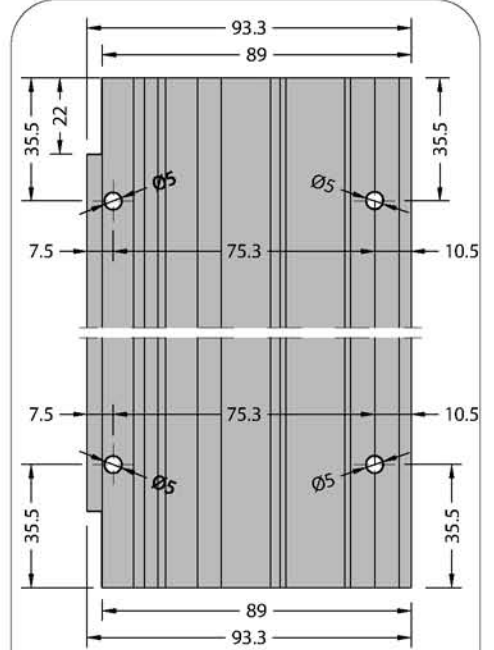
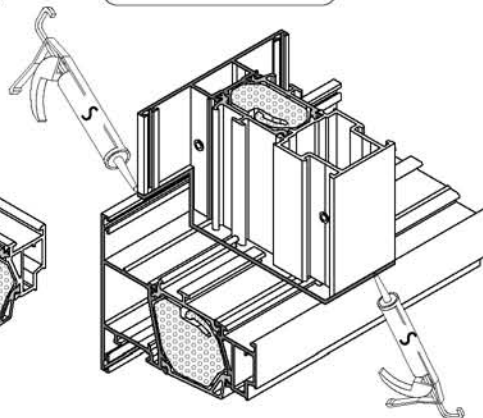
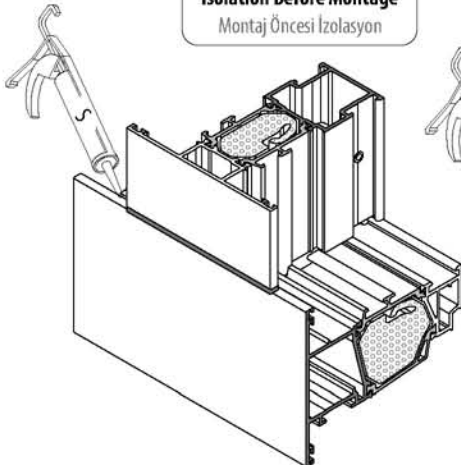
84TH-217-18

84TH-272-18

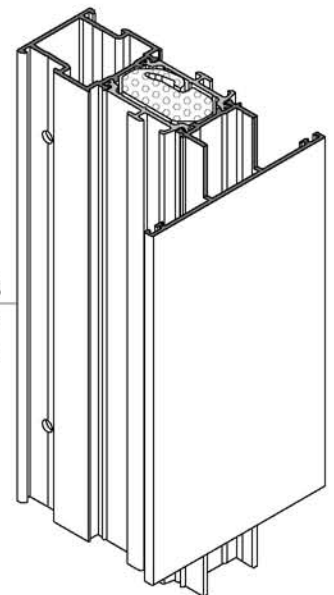
**A**  
**Sash isolation strip NOTCH**  
Kanat ısı bariyer KERTME

**Isolation Before Montage**  
Montaj Öncesi İzolasyon

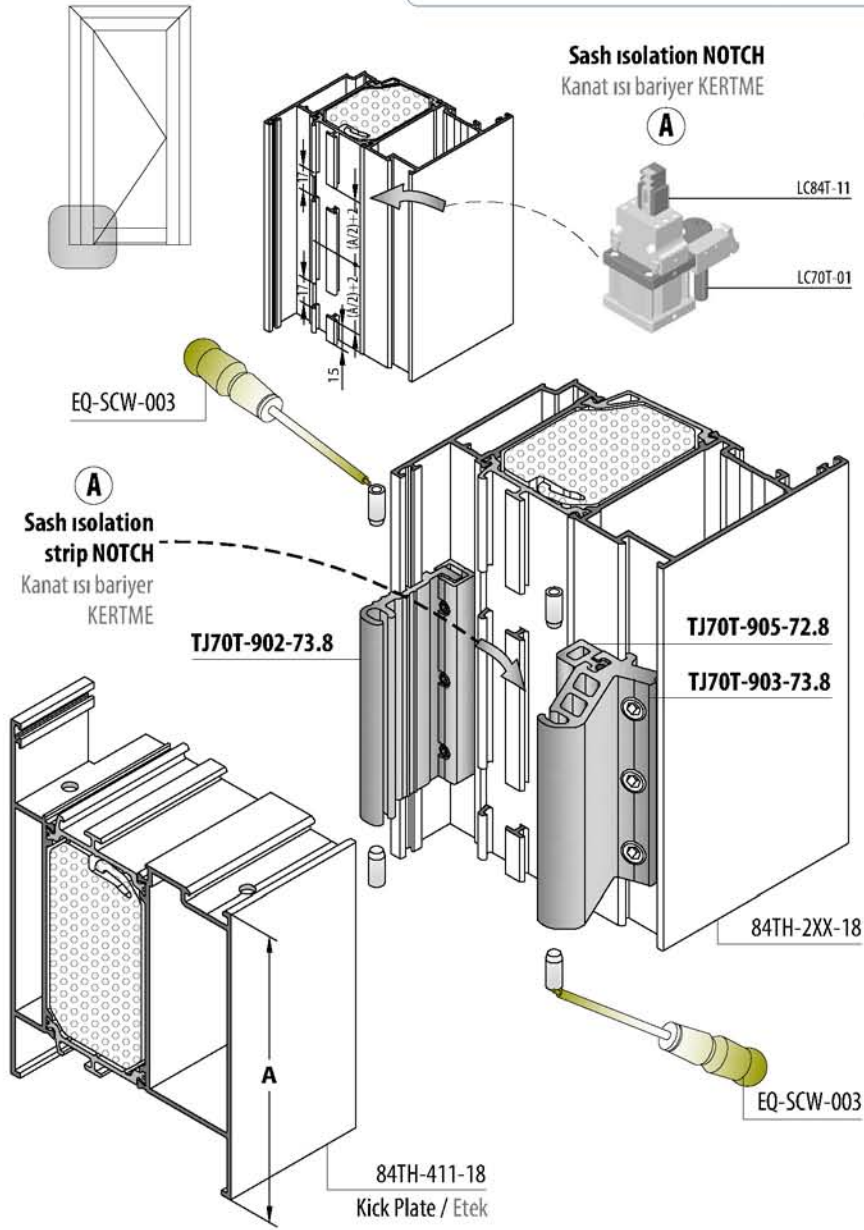
**Isolation After Montage**  
Montaj Sonrası İzolasyon



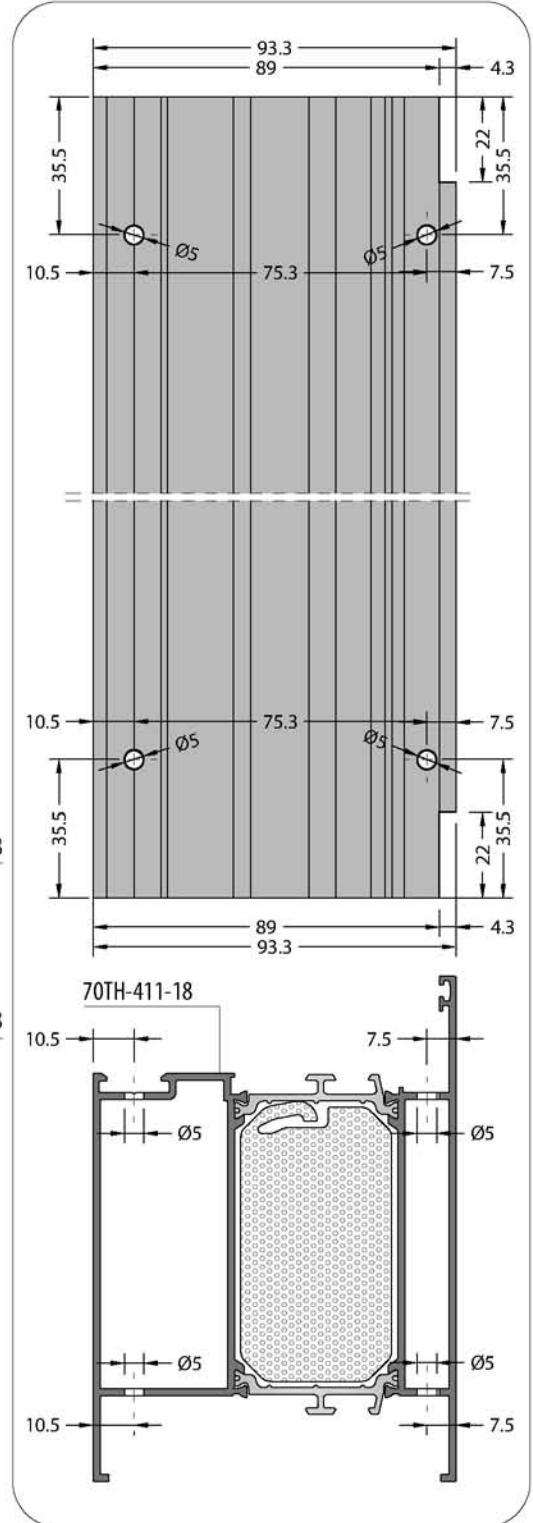
84TH-362-18  
Mullion  
Orta Kayıt



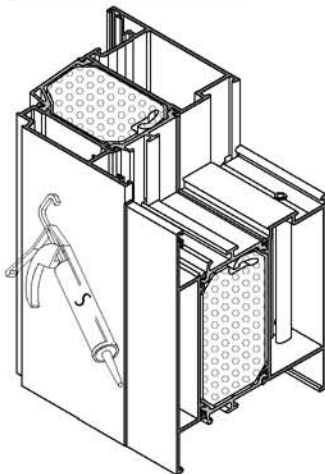
**KICK PLATE PROFILE ASSEMBLY / ETEK PROFİL MONTAJI**



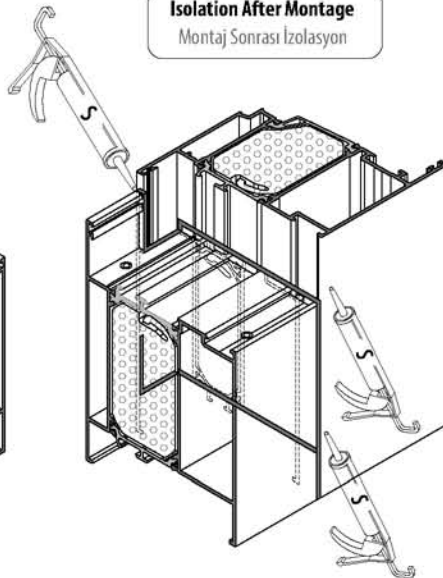
**NOTCH / KERTME**



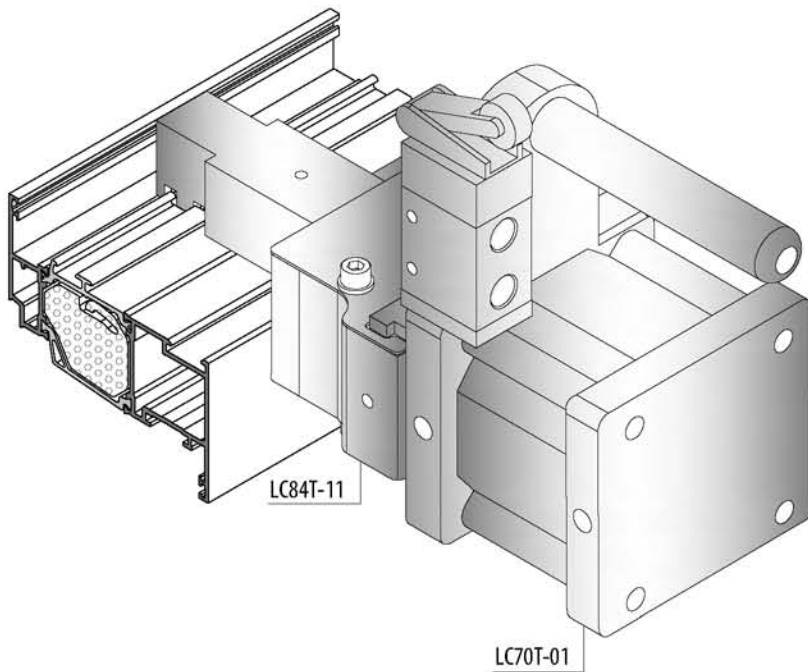
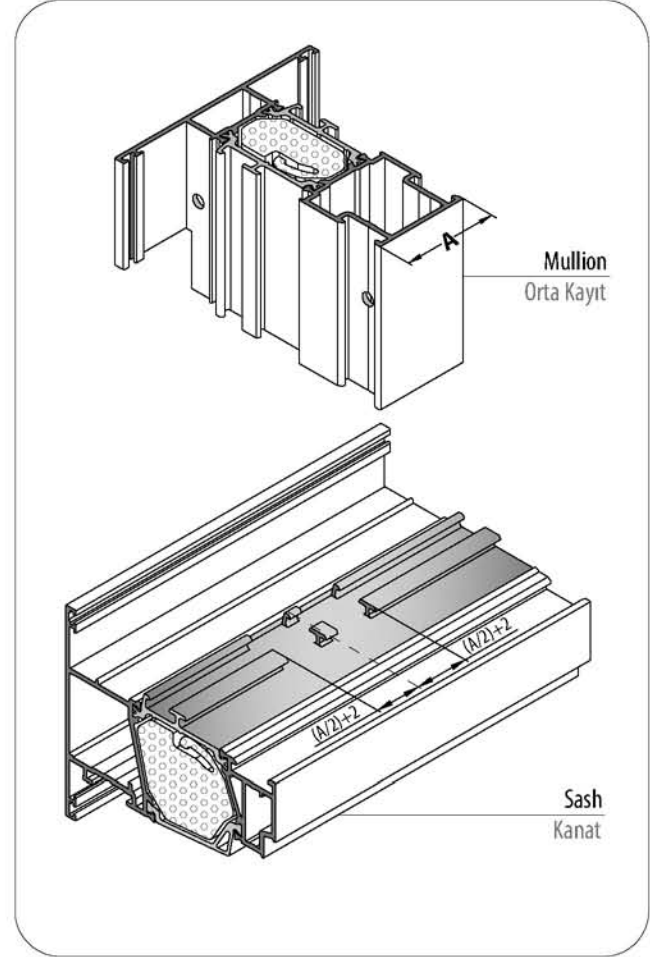
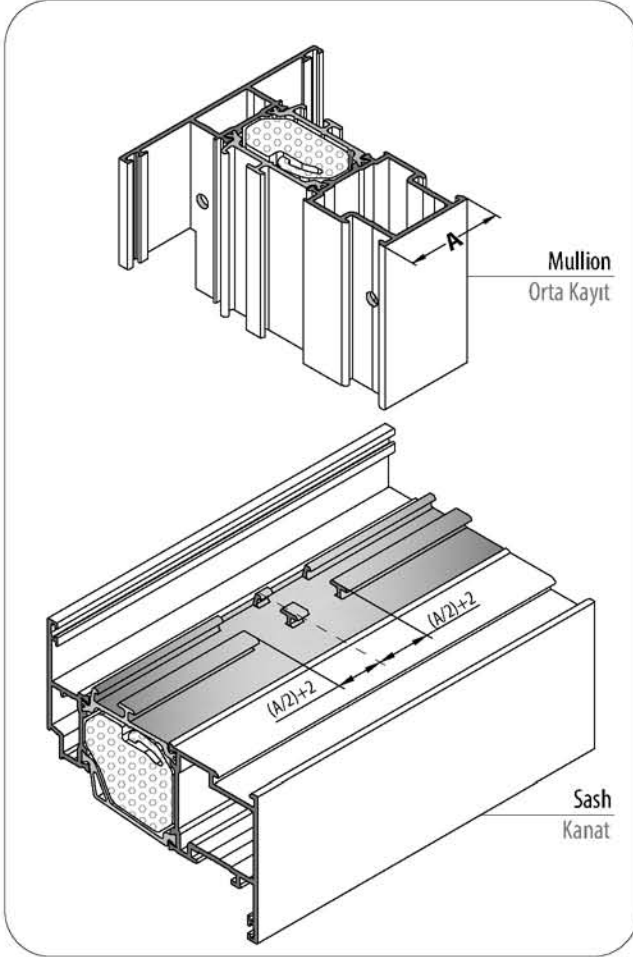
**Isolation Before Montage**  
Montaj Öncesi İzolasyon



**Isolation After Montage**  
Montaj Sonrası İzolasyon



**SASH ISOLATION STRIP NOTCH SIZE FOR MULLION**  
ORTA KAYIT İÇİN KANAT ISI BARIYER KERTME ÖLÇÜLERİ

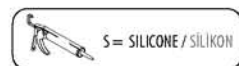
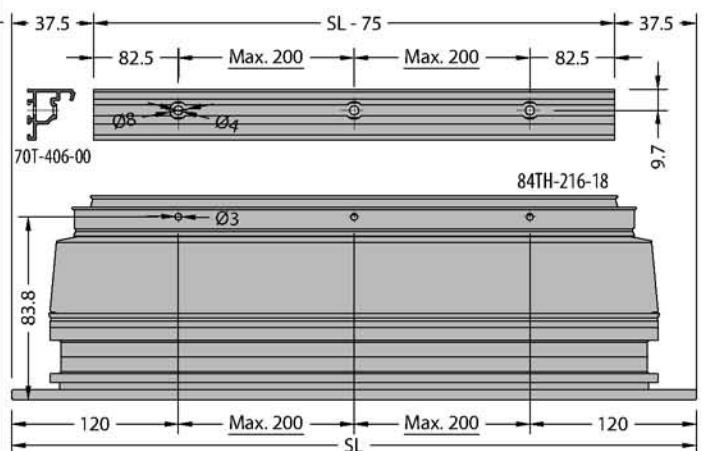
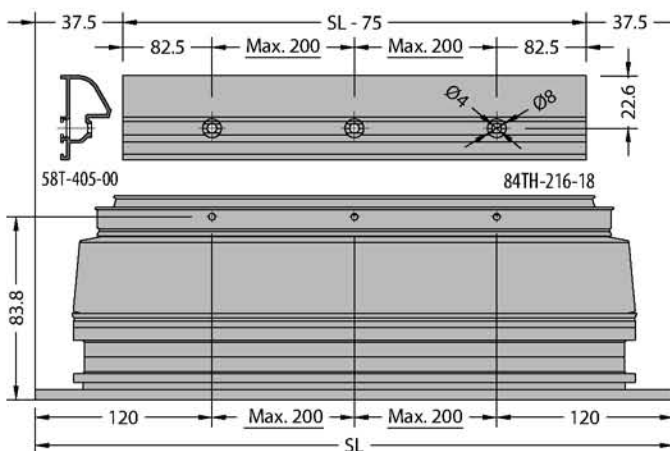
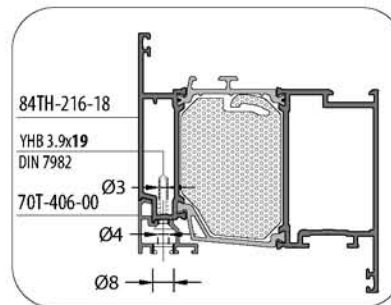
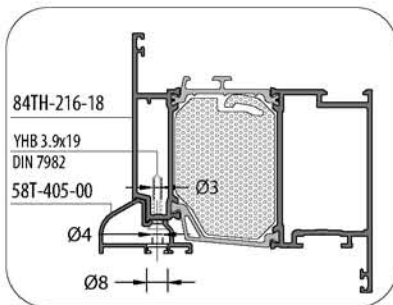
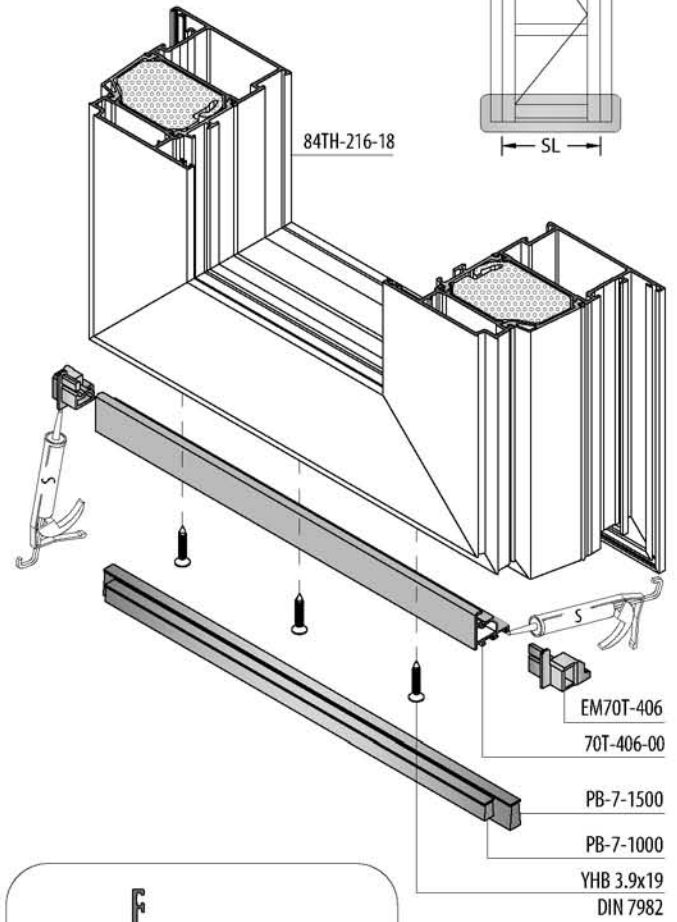
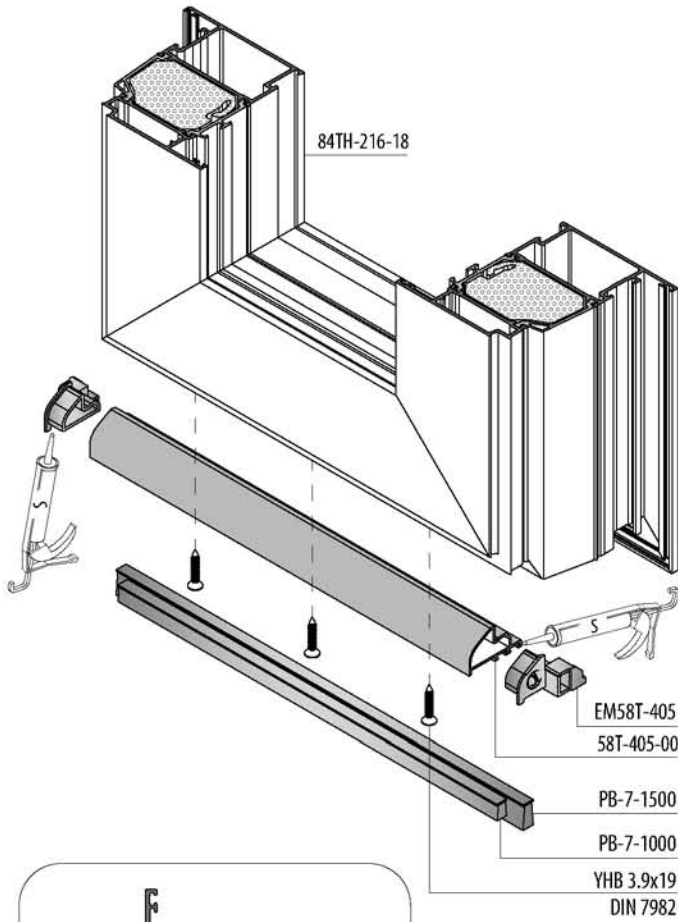
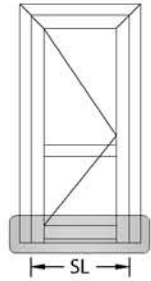


| CODE / KOD               | (A / 2) + 2 |
|--------------------------|-------------|
| 84T-301-18 / 84TH-301-18 | 14.5 mm     |
| 84T-302-18 / 84TH-302-18 | 20.5 mm     |
| 84T-322-18 / 84TH-322-18 |             |
| 84T-303-18 / 84TH-303-18 | 25.5 mm     |
| 84T-362-18 / 84TH-362-18 | 20.5 mm     |
| 84T-411-18 / 84TH-411-18 | 46 mm       |

**DOOR SASH DROPPER MONTAGE / KAPI KANADI DAMLALIK MONTAJI**

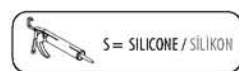
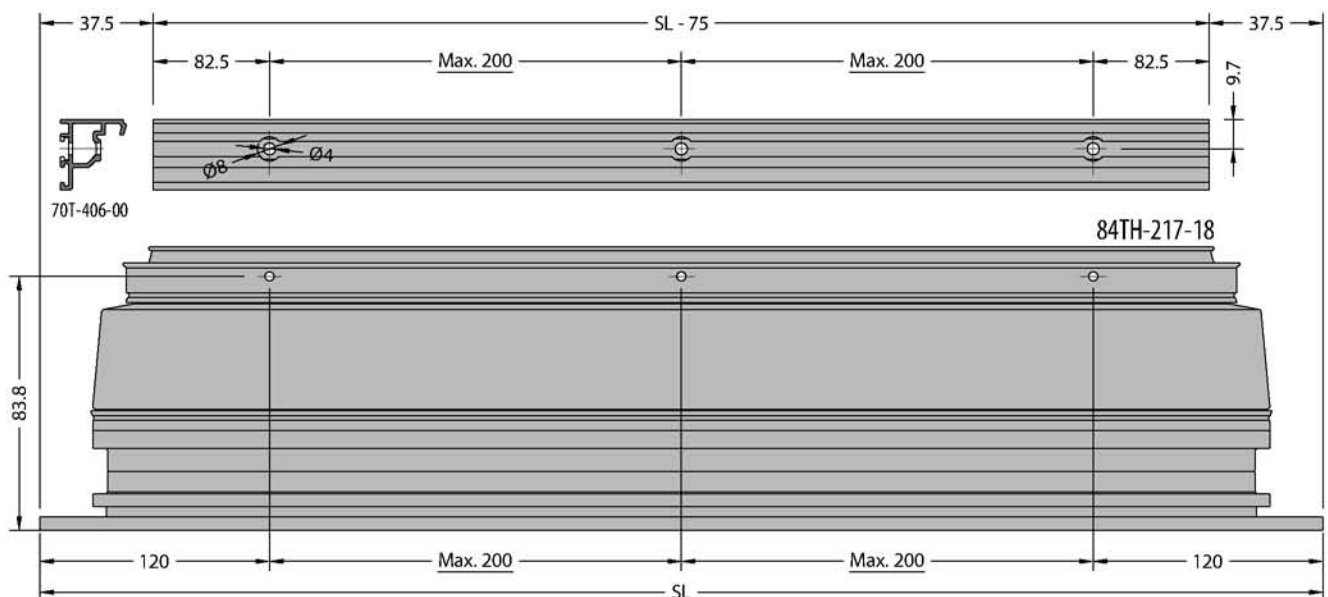
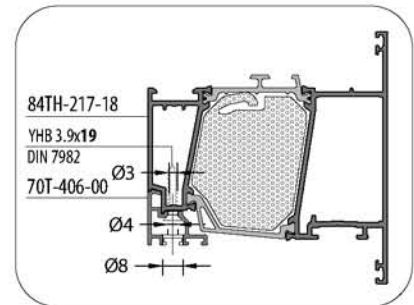
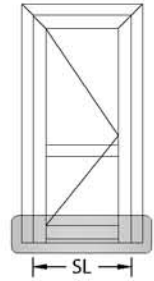
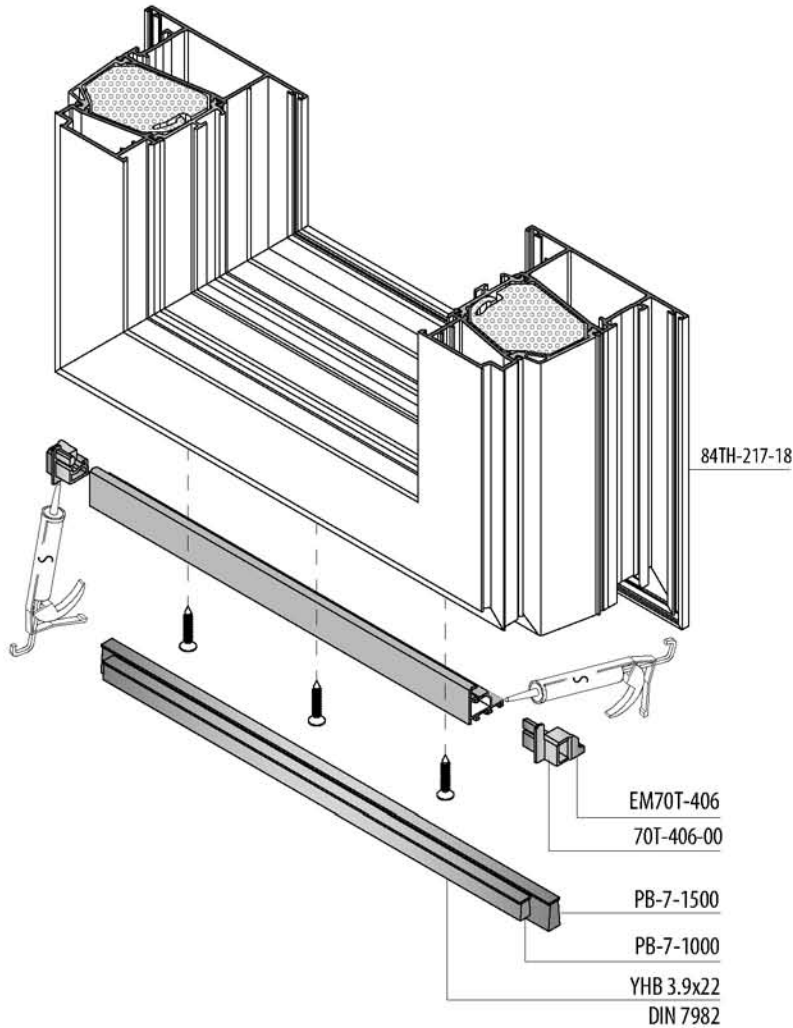
**INSIDE OPENING / İÇE AÇILIR**

**INSIDE OPENING / İÇE AÇILIR**



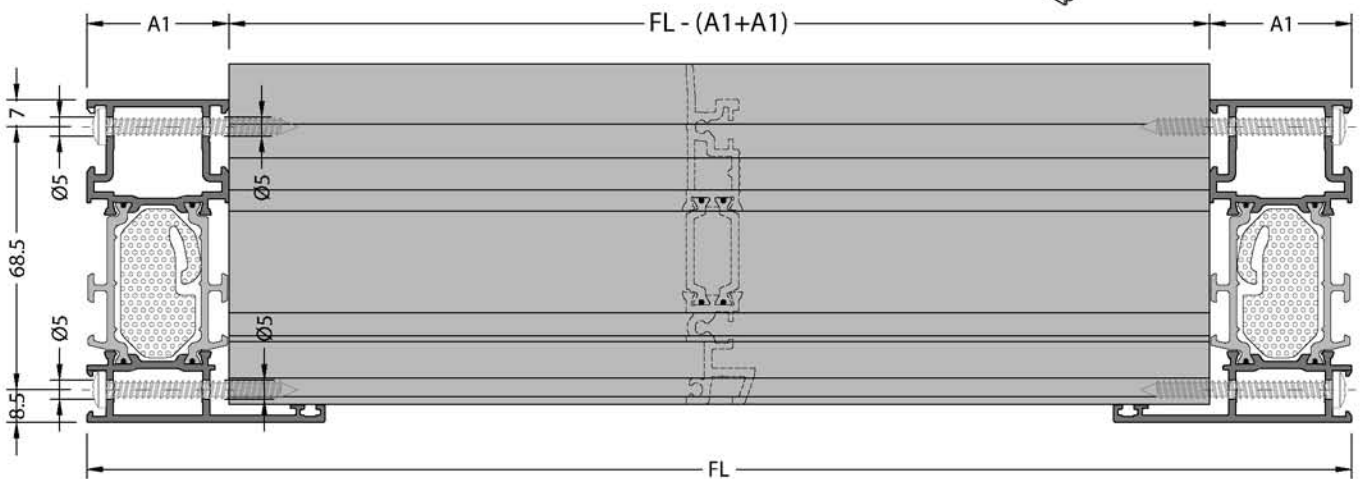
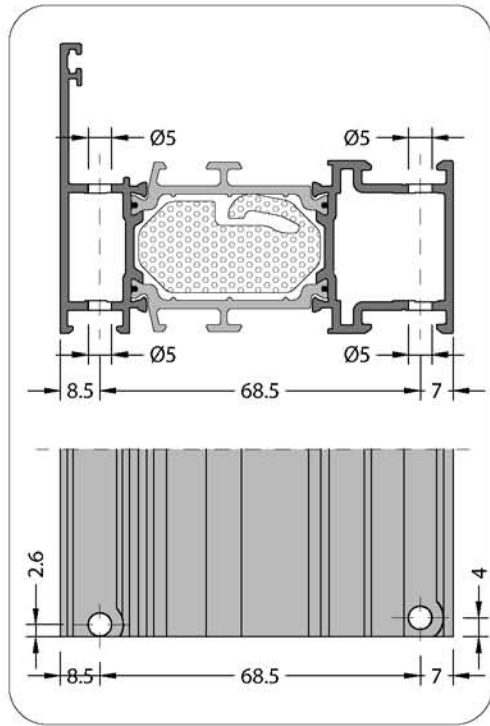
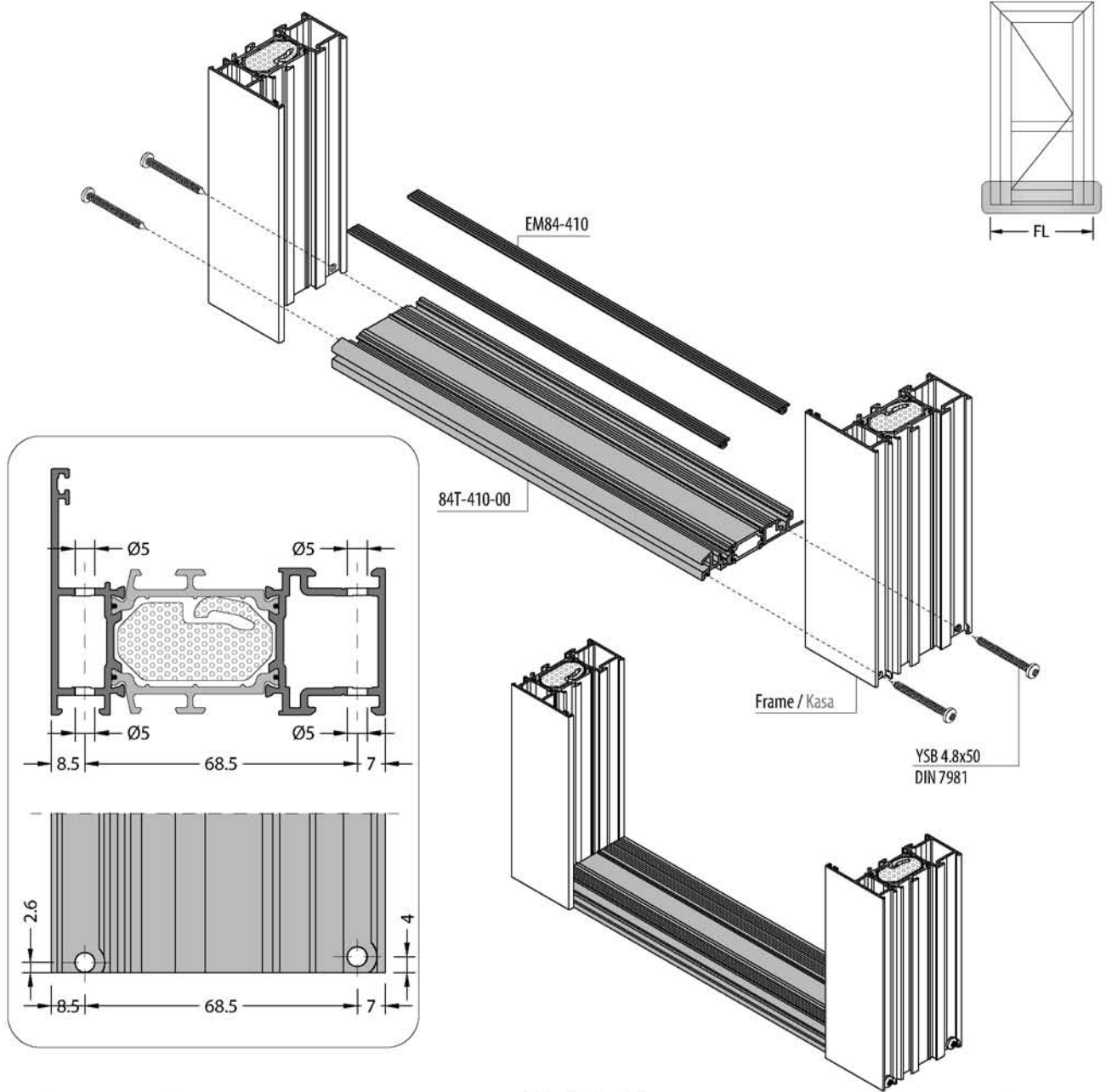
**DOOR SASH DROPPER MONTAGE / KAPI KANADI DAMLALIK MONTAJI**

**OUTSIDE OPENING / DIŐA AÇILIR**



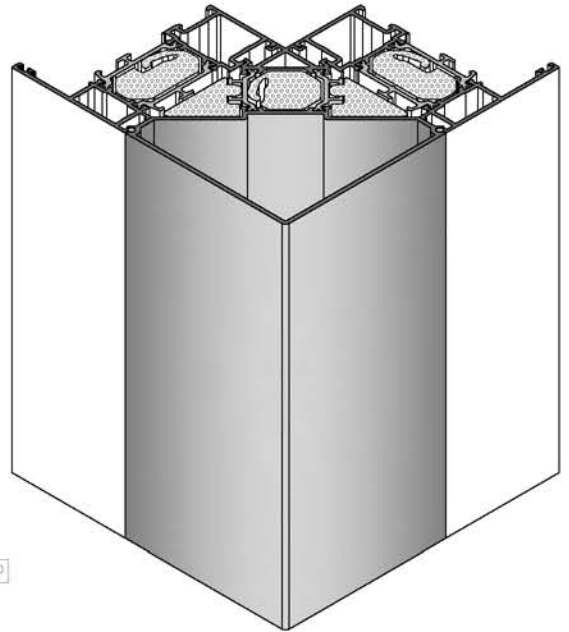
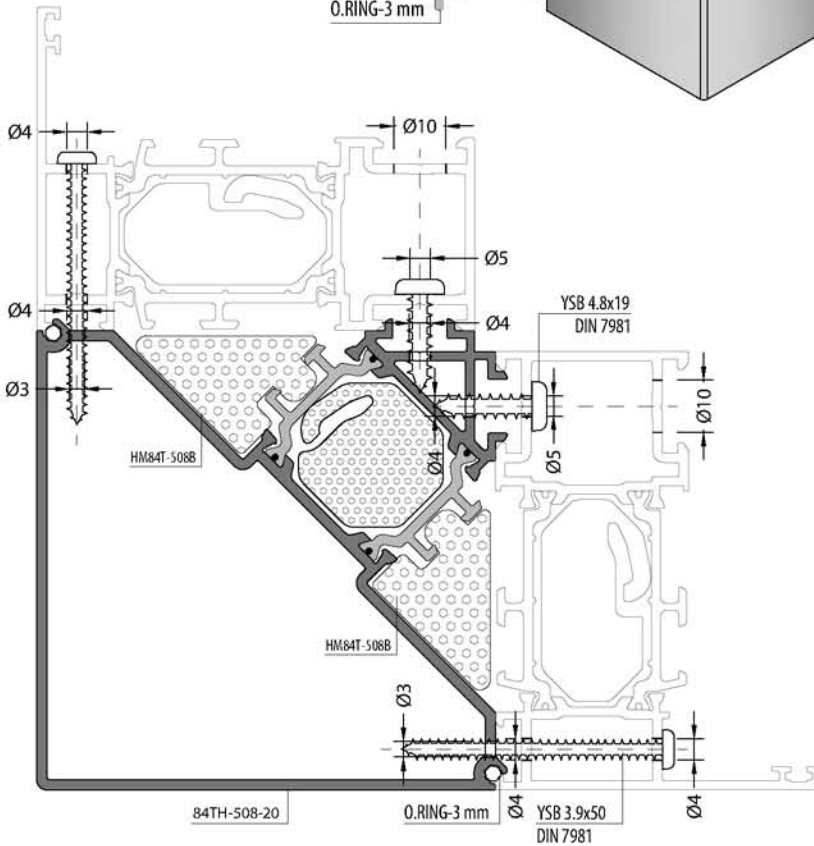
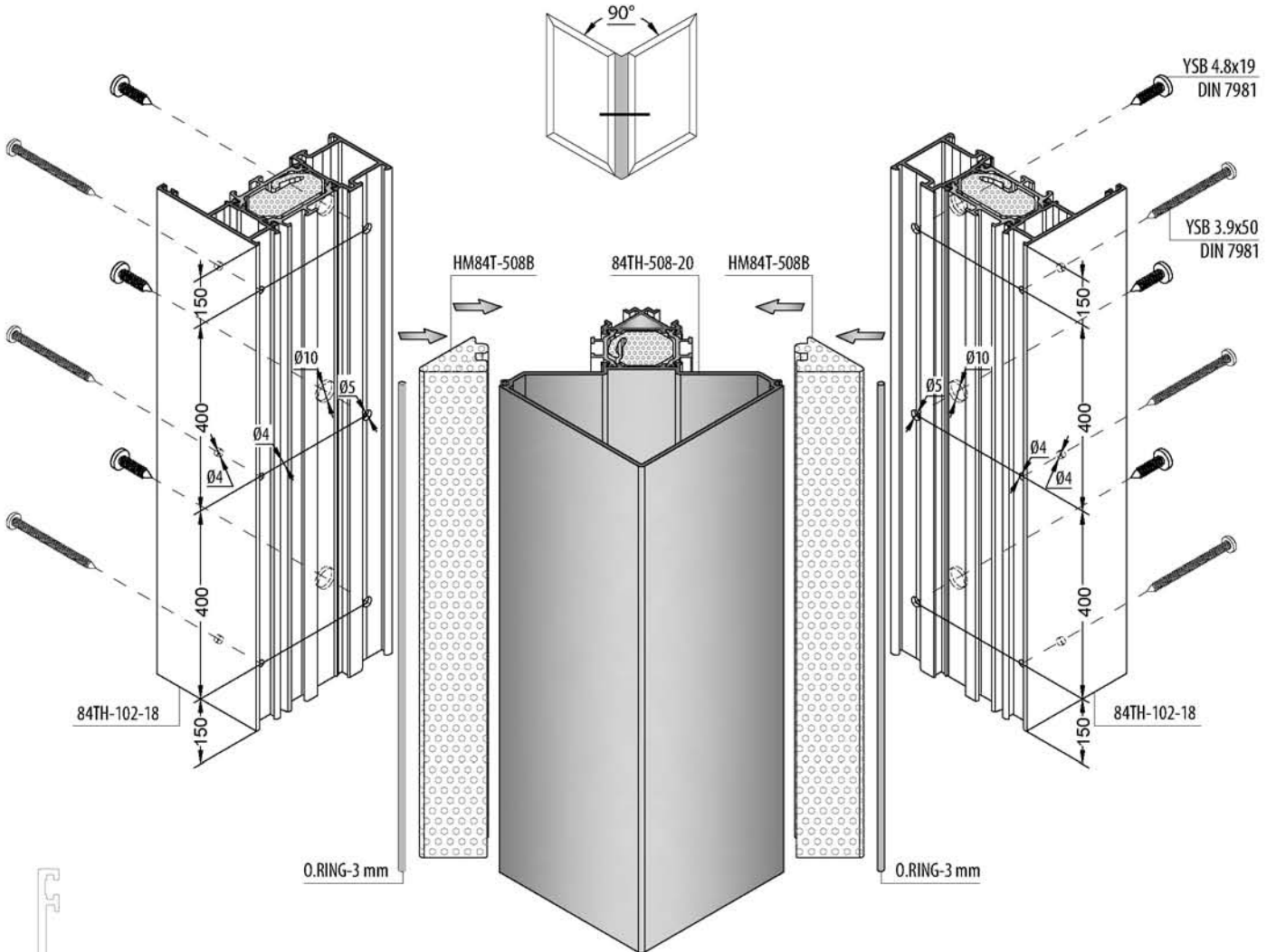


**FRAME KICK PLATE MONTAGE / KASA İLE ETEK MONTAJI**

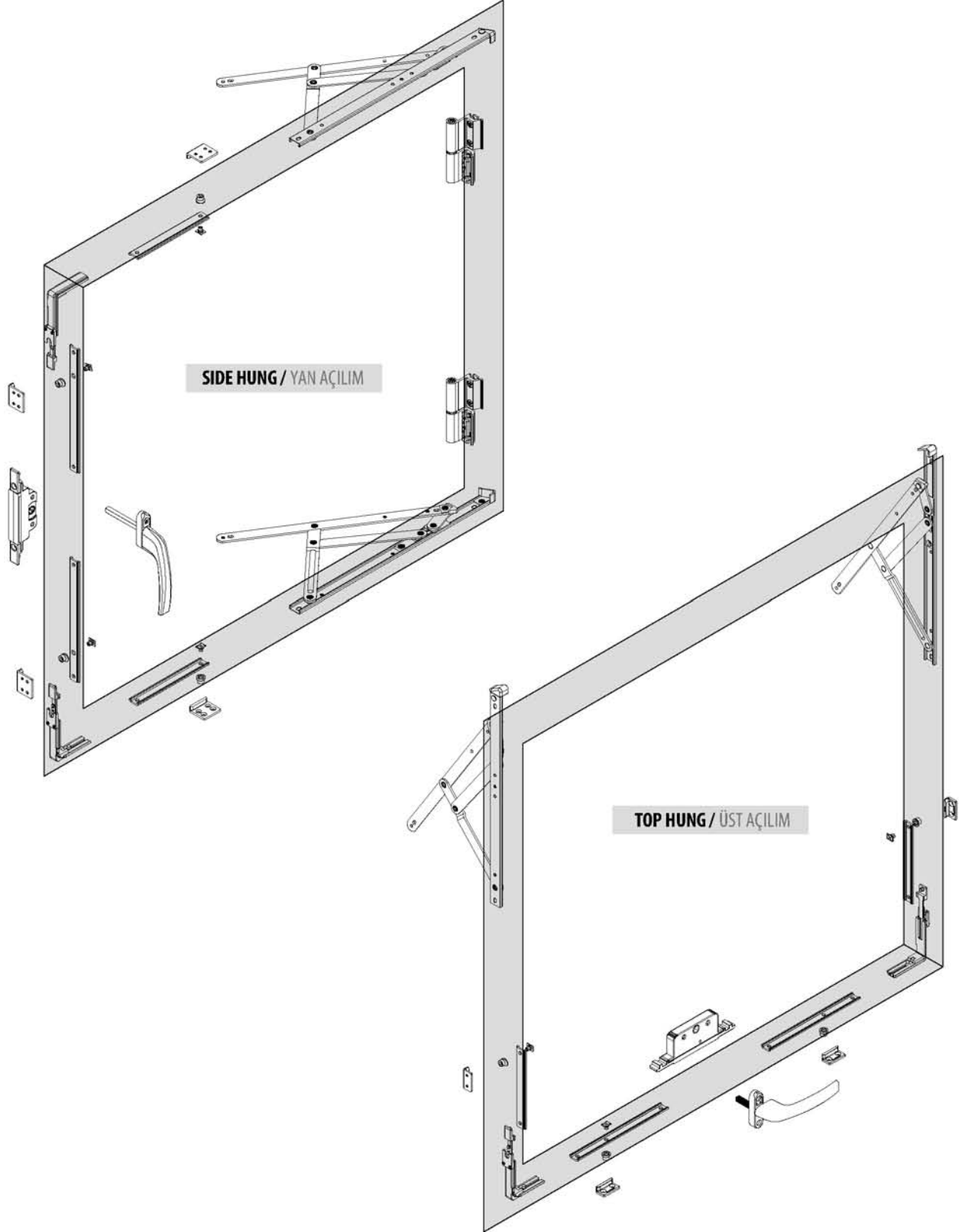


ANGULAR MONTAGE / KÖŞE DÖNÜŞ MONTAJI

84T/TH-508-20

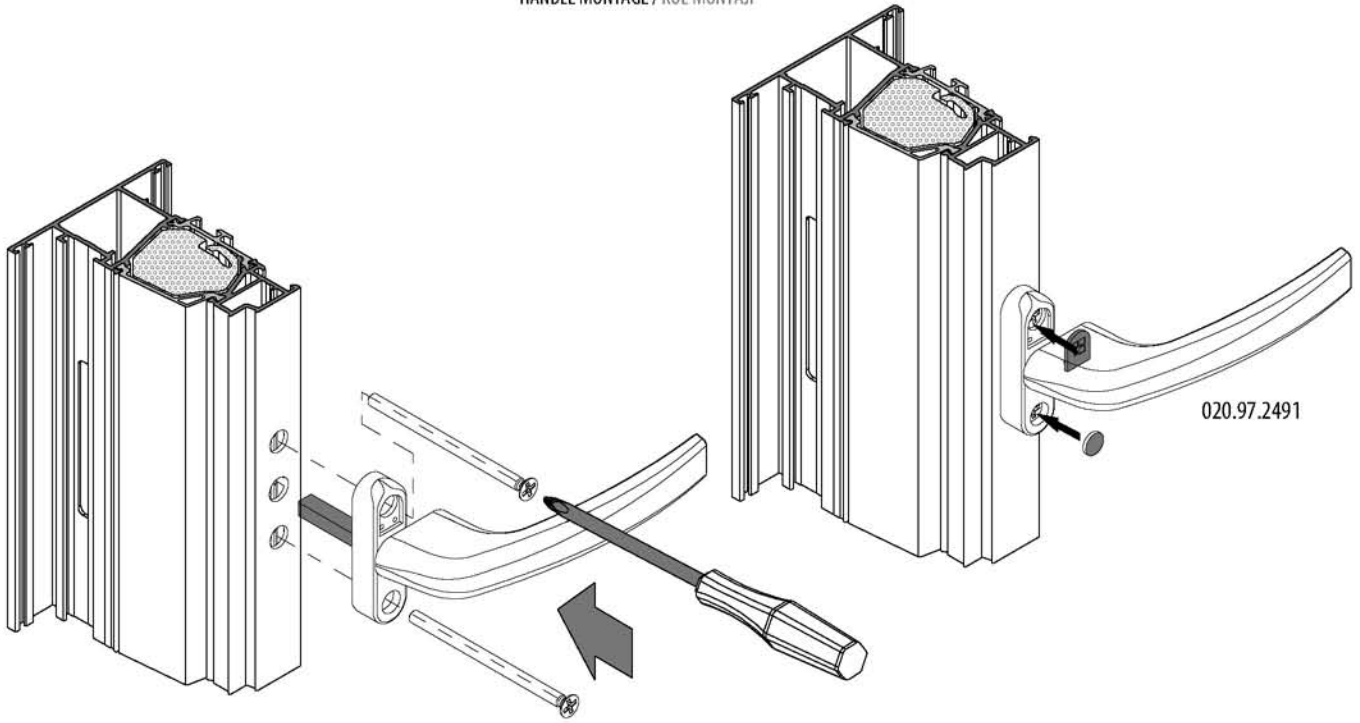


**INTERNAL MECHANISMS / İÇE AÇILIR MEKANİZMA**



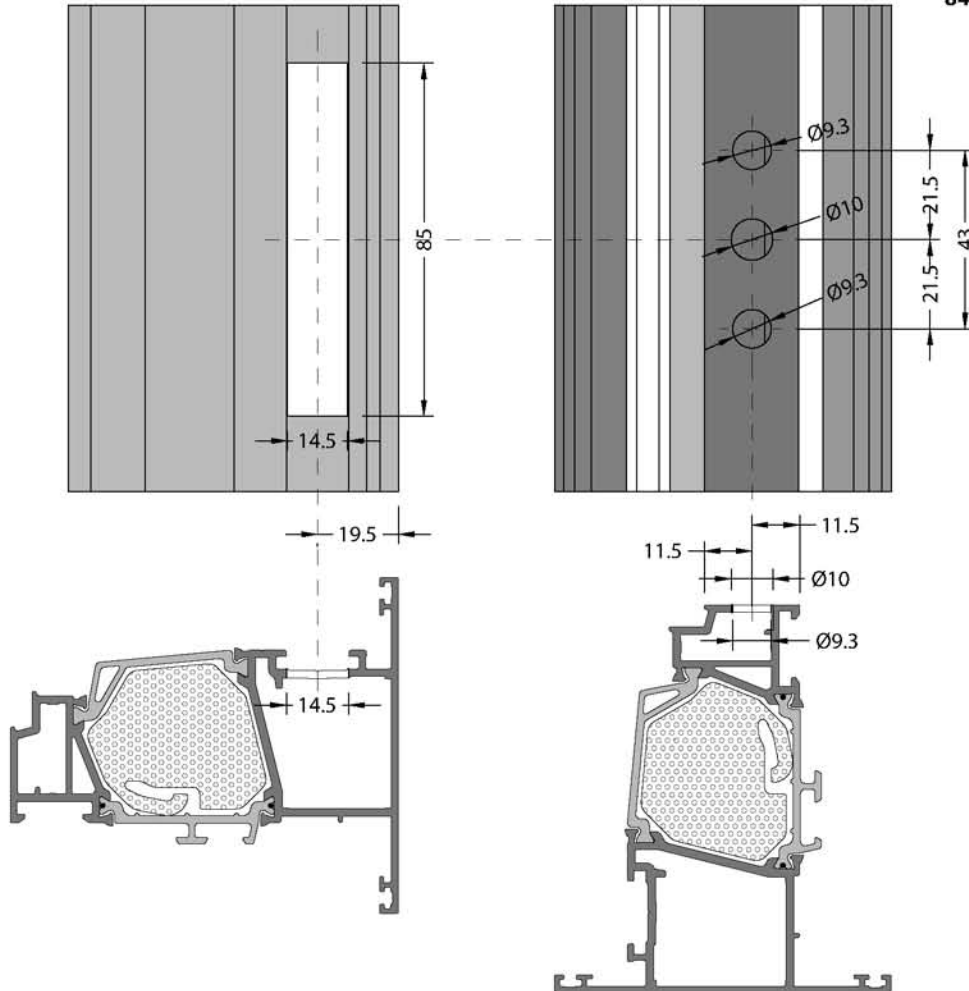
**OUTWARD - 1 / DIŐA AÇILIM-1**

HANDLE MONTAGE / KOL MONTAJI



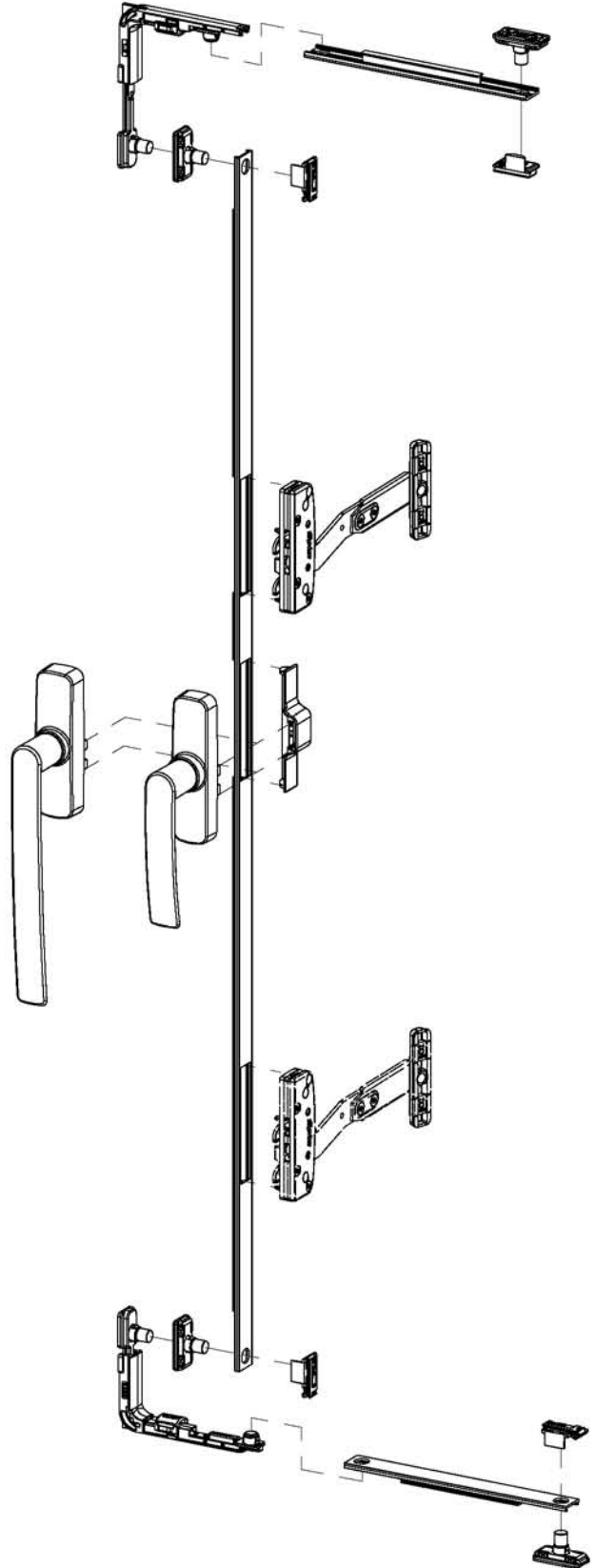
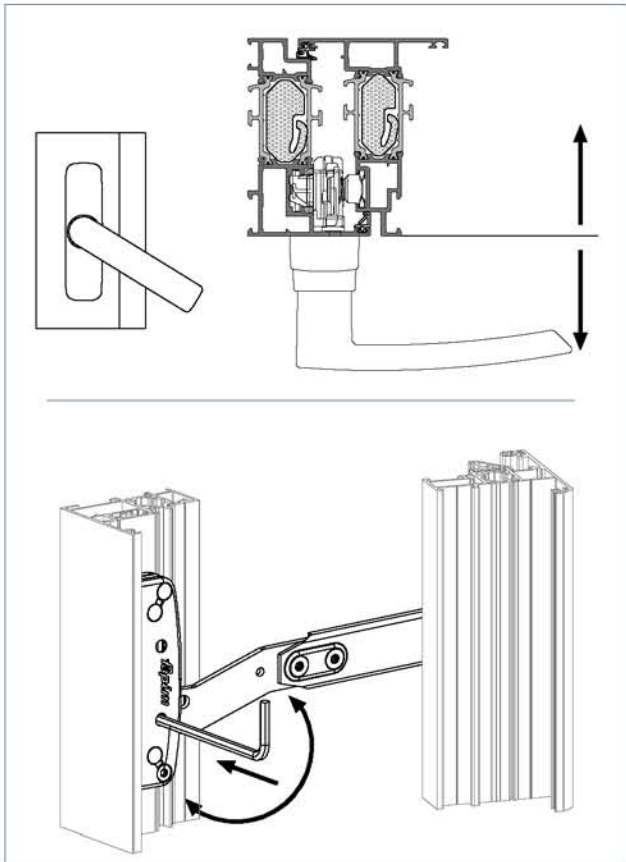
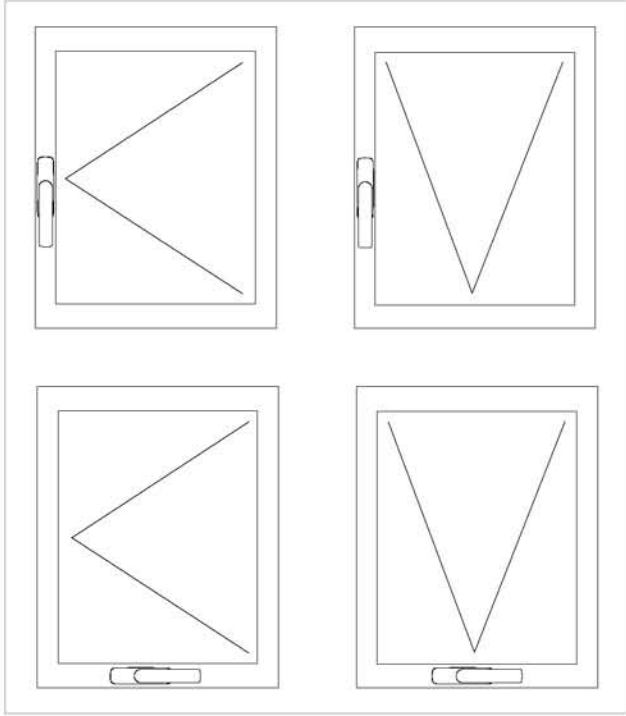
**HOLES AND SLOT SIZES  
DELİK VE SLOP ÖLÇÜLERİ**

**84TH-272-18**



**OUTWARD - 2 / DIŐA AÇILIM-2**

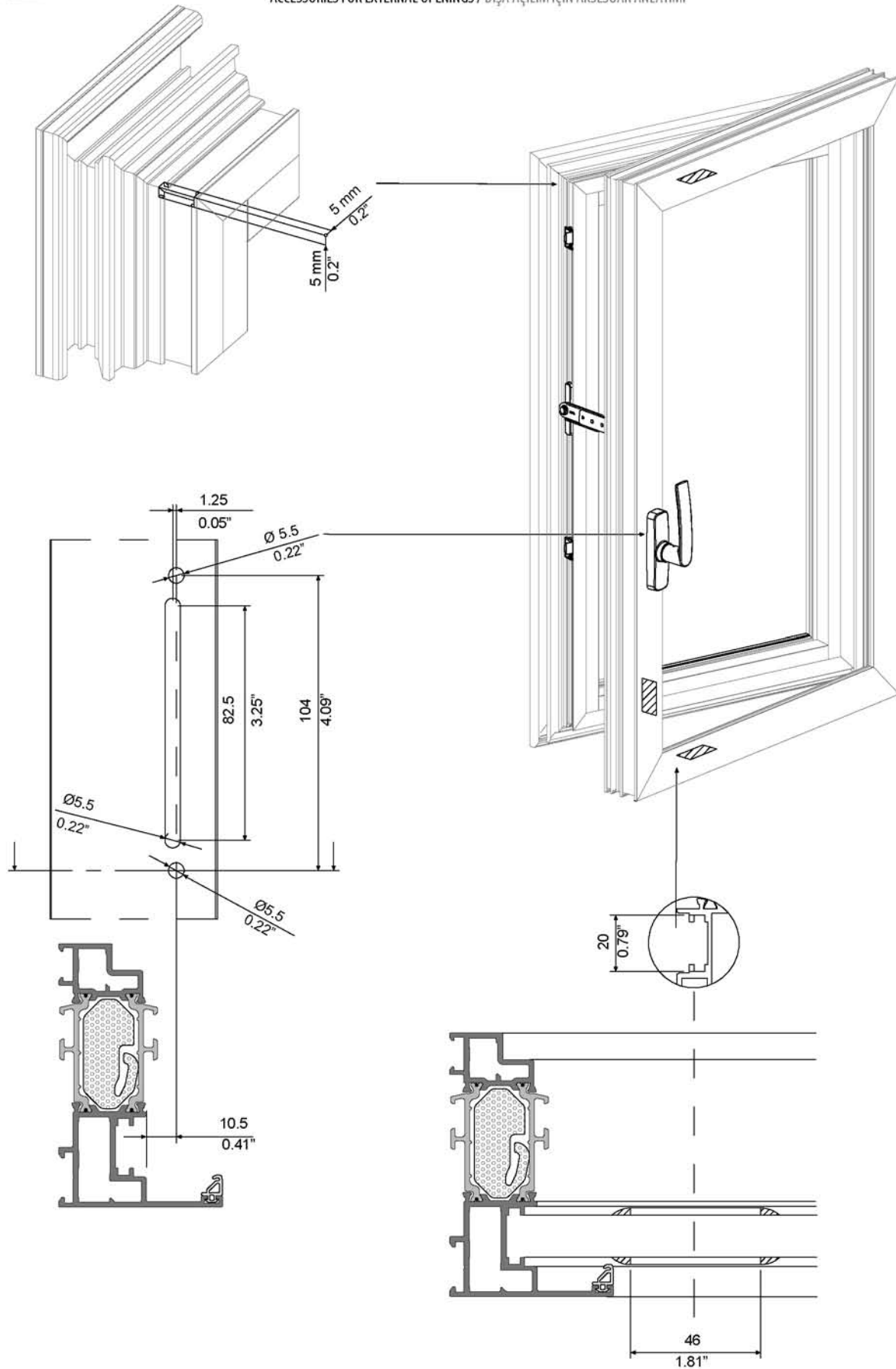
ACCESSORIES FOR EXTERNAL OPENINGS / DIŐA AÇILIM İÇİN AKSESUAR ANLATIMI



Profile machining  
Profil mekanik

**OUTWARD - 2 / DIŐA AÇILIM-2**

ACCESSORIES FOR EXTERNAL OPENINGS / DIŐA AÇILIM İÇİN AKSESUAR ANLATIMI

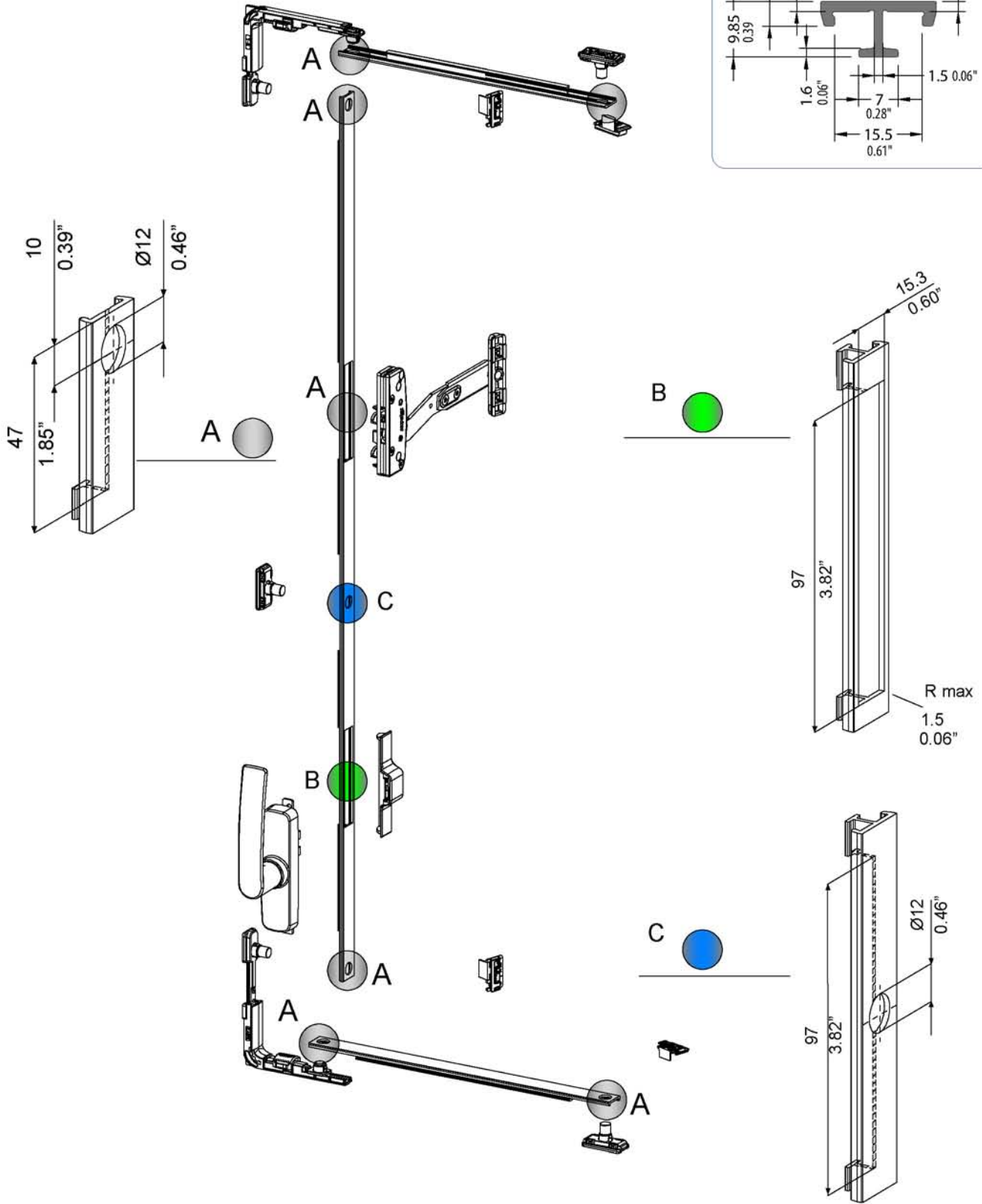
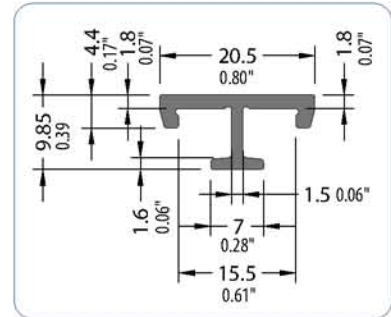


Control rod  
XXXXXXXXXX

**OUTWARD - 2 / DIŐA AÇILIM-2**

ACCESSORIES FOR EXTERNAL OPENINGS / DIŐA AÇILIM İÇİN AKSESUAR ANLATIMI

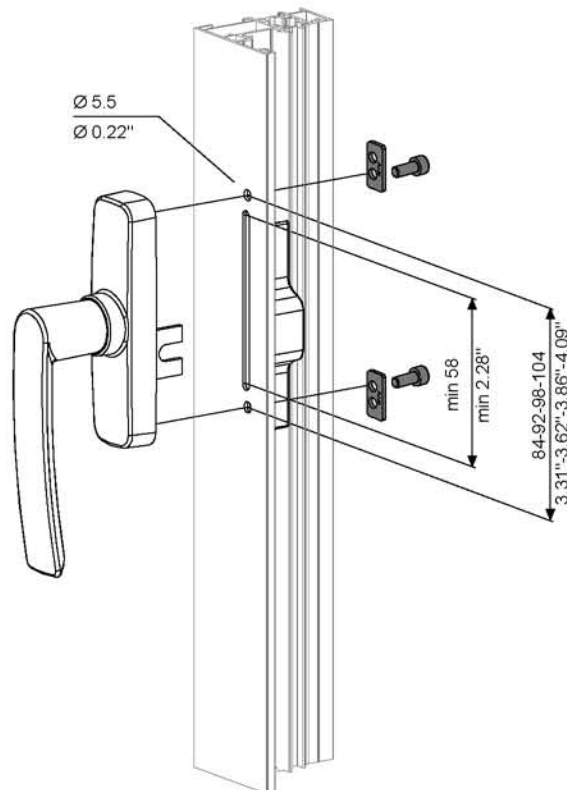
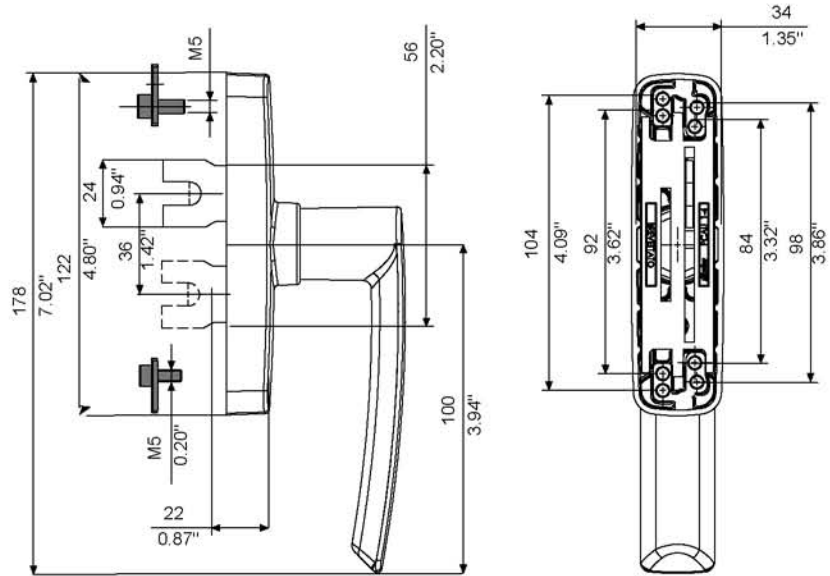
70T-583-18



**OUTWARD - 2 / DIŐA AÇILIM-2**

ACCESSORIES FOR EXTERNAL OPENINGS / DIŐA AÇILIM İÇİN AKSESUAR ANLATIMI

**020.99.0530**

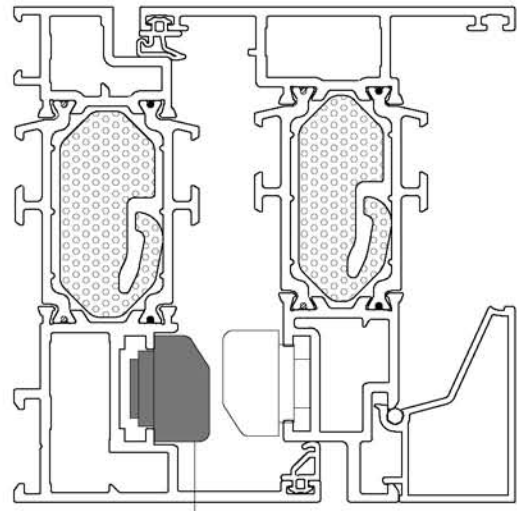
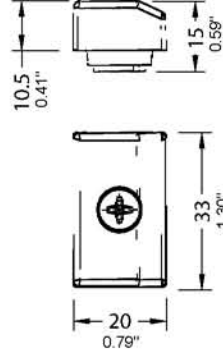
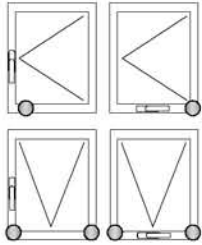




**OUTWARD - 2 / DIŐA AÇILIM-2**

ACCESSORIES FOR EXTERNAL OPENINGS / DIŐA AÇILIM İÇİN AKSESUAR ANLATIMI

**020.99.1790**

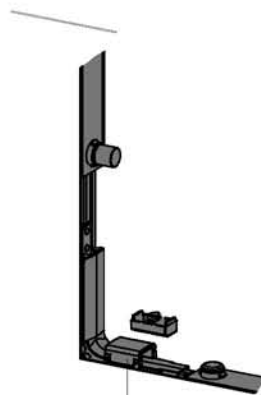


020.99.1790

020.99.1790



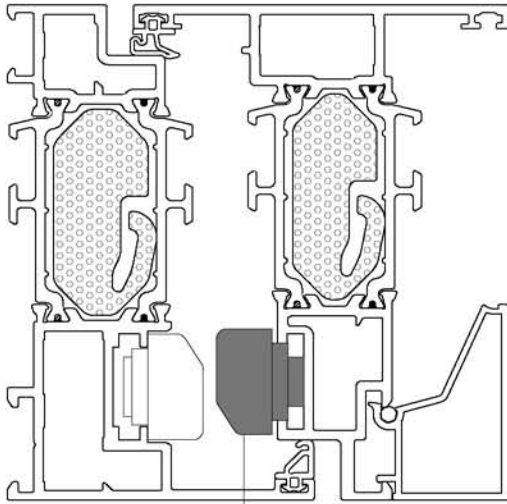
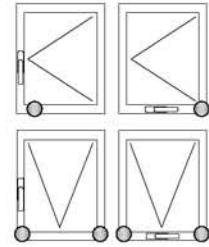
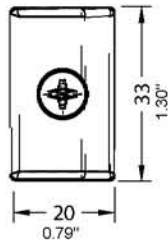
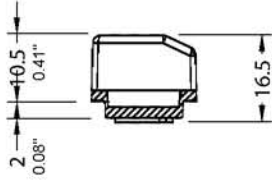
020.99.1789



**OUTWARD - 2 / DIŐA AÇILIM-2**

ACCESSORIES FOR EXTERNAL OPENINGS / DIŐA AÇILIM İÇİN AKSESUAR ANLATIMI

**020.99.1791**



020.99.1791

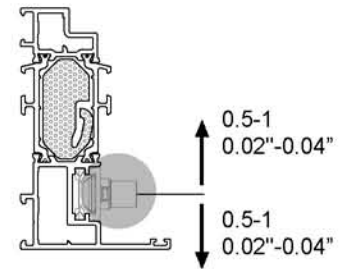
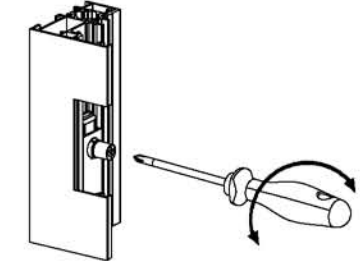
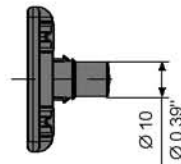
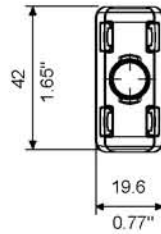
020.99.1791



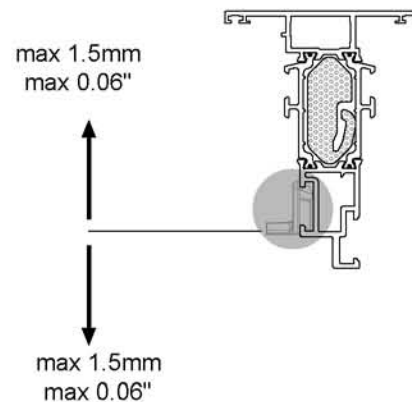
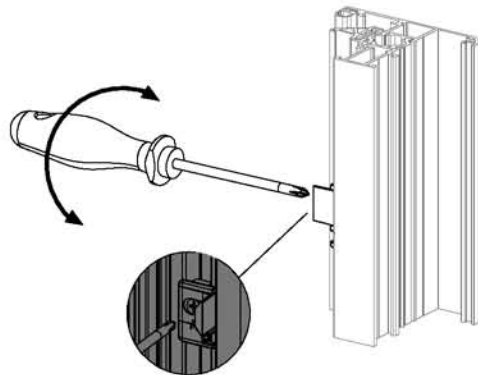
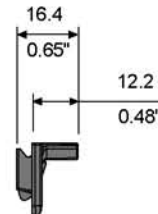
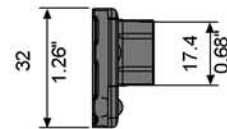
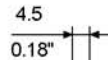
**OUTWARD - 2 / DIŐA AÇILIM-2**

ACCESSORIES FOR EXTERNAL OPENINGS / DIŐA AÇILIM İÇİN AKSESUAR ANLATIMI

**020.99.1740**



**020.99.1746**



**OUTWARD - 2 / DIŐA AÇILIM-2**

ACCESSORIES FOR EXTERNAL OPENINGS / DIŐA AÇILIM İÇİN AKSESUAR ANLATIMI

020.99.1788

