

EDITION / VERSİYON  
UPDATE / GÜNCELLEME

14/2019  
10/2024

SLIDING SYSTEM  
SÜRME SİSTEMİ

**SYSTEM 38C**  
**SİSTEM 38C**



**38C SYSTEM / SİSTEM**  
**TECHNICAL INFORMATION / TEKNİK BİLGİLER**

**System Properties / Sistem Özellikleri**

Frame Height / Kasa Geniřliđi : 63 mm

Vent Height / Kanat Geniřliđi : 38 mm

Wall Thickness / Et Kalınlıđı : 1.4

Safety Drainage System / Güvenli Tahliye Sistemi

EPDM Gaskets / EPDM Fıtil

Glazing From 4 mm to 24 mm

Cam Kullanımı 4 mm'den 24 mm

**Code Logic / Kod Mantıđı**

38C

101

00

Factory Standard  
Fabrika Standardı

Title/Seri

Group/Grup

**Titles / Seriler**

38C - System Name / Sistem Adı

08 - Glazing Bead / Cam Çıtası

09 - Extruded Corner Joints / Pres Köşe Takozu

**Groups / Gruplar**

101, 102, ... Frames / Kasalar

201, 211, ... Vents / Kanatlar

501, 502, ... Adapters / Adaptörler

801, 802, ... Glazing Beads / Cam Çıtası

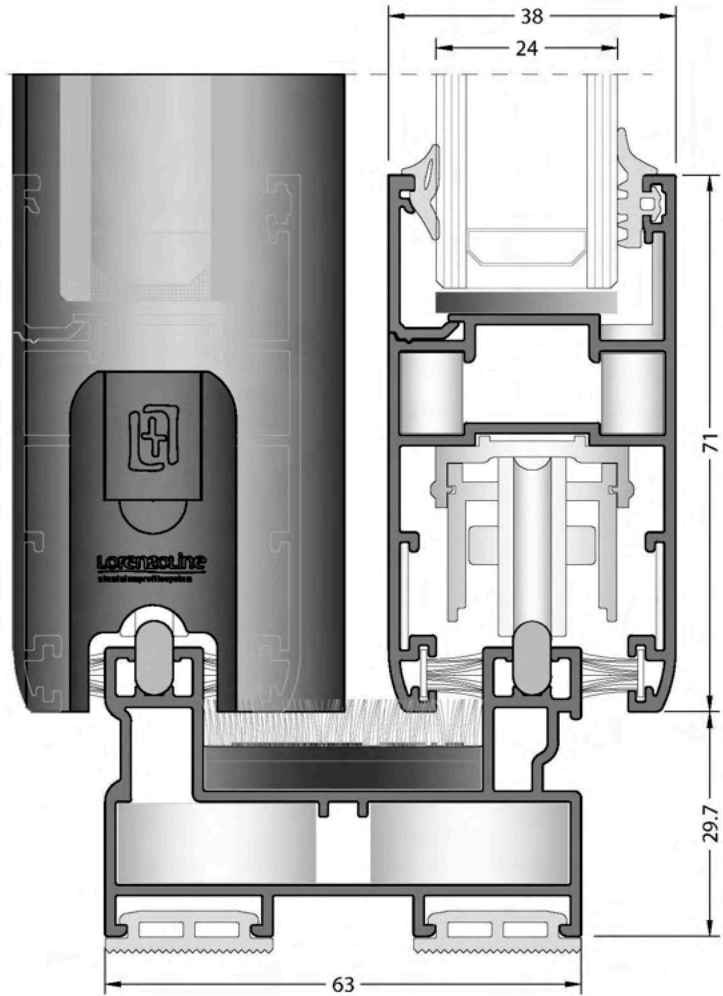
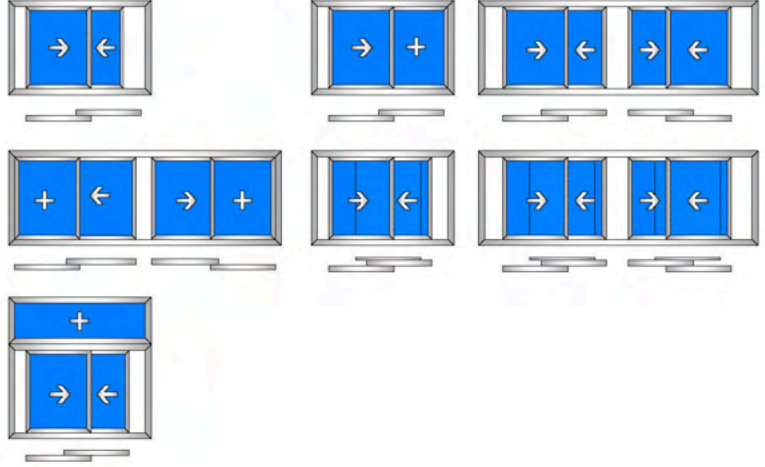
**Alloy / Alařım**

The alloys of the aluminium profiles are 6060 and 6063

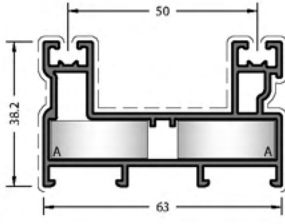
(AlMgSi 0,5 - F22) based on EN 12020-2 / 755-9 standards.

Alüminyum profil alařımları 6060 ve 6063 (AlMgSi 0,5 - F22)

EN 12020-2 / 755-9 standartlarına uygundur.

*All drawings are not scaled.**Tüm çizimler ölçeksizdir.***Sliding Opportunities / Sürme Seçenekleri**

**38C SYSTEM / SİSTEM  
PROFILES / PROFİLLER**



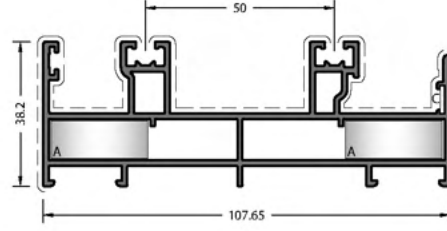
CODE / KOD  
**38C-101-00**

THEORETICAL  
WEIGHT kg/m  
TEORİK AĞIRLIK kg/m  
**1.086**

CORNER JOINTS  
KÖŞE BAĞLANTILAR



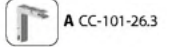
DIE-CAST  
CORNER JOINTS  
PİMLİ BAĞLANTILAR



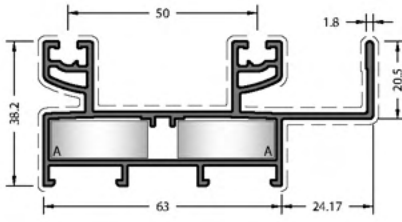
CODE / KOD  
**38C-132-00**

THEORETICAL  
WEIGHT kg/m  
TEORİK AĞIRLIK kg/m  
**1.690**

CORNER JOINTS  
KÖŞE BAĞLANTILAR



DIE-CAST  
CORNER JOINTS  
PİMLİ BAĞLANTILAR



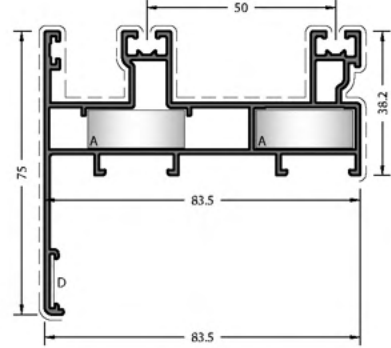
CODE / KOD  
**38C-122-00**

THEORETICAL  
WEIGHT kg/m  
TEORİK AĞIRLIK kg/m  
**1.318**

CORNER JOINTS  
KÖŞE BAĞLANTILAR



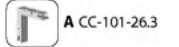
DIE-CAST  
CORNER JOINTS  
PİMLİ BAĞLANTILAR



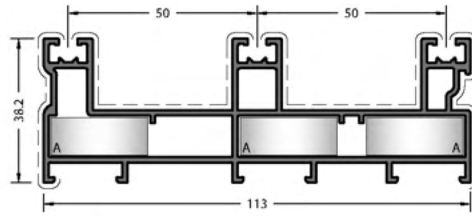
CODE / KOD  
**38C-162-00**

THEORETICAL  
WEIGHT kg/m  
TEORİK AĞIRLIK kg/m  
**1.425**

CORNER JOINTS  
KÖŞE BAĞLANTILAR



DIE-CAST  
CORNER JOINTS  
PİMLİ BAĞLANTILAR



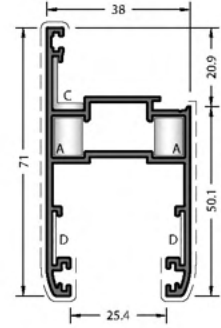
CODE / KOD  
**38C-103-00**

THEORETICAL  
WEIGHT kg/m  
TEORİK AĞIRLIK kg/m  
**1.779**

CORNER JOINTS  
KÖŞE BAĞLANTILAR



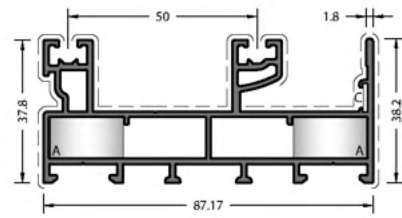
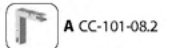
DIE-CAST  
CORNER JOINTS  
PİMLİ BAĞLANTILAR



CODE / KOD  
**38C-201-00**

THEORETICAL  
WEIGHT kg/m  
TEORİK AĞIRLIK kg/m  
**0.950**

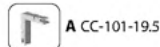
CORNER JOINTS  
KÖŞE BAĞLANTILAR



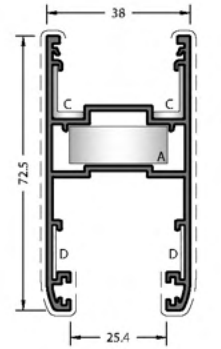
CODE / KOD  
**38C-124-00**

THEORETICAL  
WEIGHT kg/m  
TEORİK AĞIRLIK kg/m  
**1.509**

CORNER JOINTS  
KÖŞE BAĞLANTILAR



DIE-CAST  
CORNER JOINTS  
PİMLİ BAĞLANTILAR



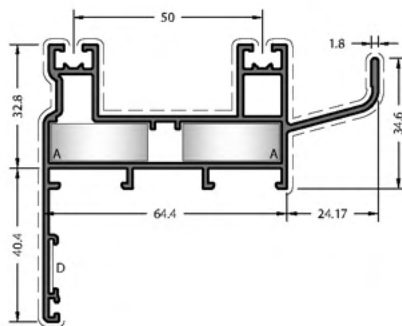
CODE / KOD  
**38C-202-00**

THEORETICAL  
WEIGHT kg/m  
TEORİK AĞIRLIK kg/m  
**1.071**

CORNER JOINTS  
KÖŞE BAĞLANTILAR



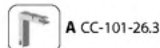
DIE-CAST  
CORNER JOINTS  
PİMLİ BAĞLANTILAR



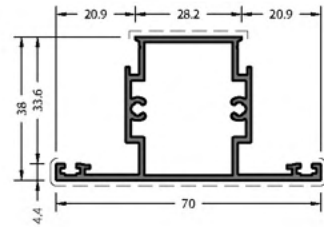
CODE / KOD  
**38C-131-00**

THEORETICAL  
WEIGHT kg/m  
TEORİK AĞIRLIK kg/m  
**1.402**

CORNER JOINTS  
KÖŞE BAĞLANTILAR

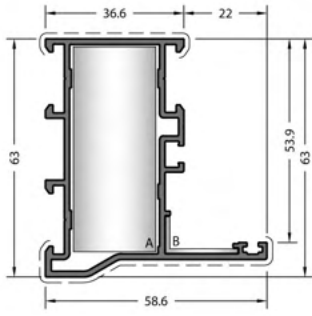


DIE-CAST  
CORNER JOINTS  
PİMLİ BAĞLANTILAR



CODE / KOD  
**38C-302-00**

THEORETICAL  
WEIGHT kg/m  
TEORİK AĞIRLIK kg/m  
**0.831**



CODE / KOD  
**58C-108-15**

THEORETICAL  
WEIGHT kg/m  
TEORİK AĞIRLIK kg/m  
**1.057**

**CUTTED CORNER  
JOINTS**

KESİLMİŞ KÖŞE BAĞLANTILAR

**A** CC-103-54.9

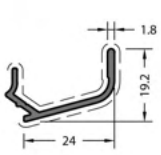
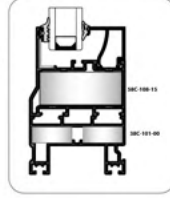
**B** EM58-21

**DIE-CAST  
CORNER JOINTS**

PİMLİ BAĞLANTILAR

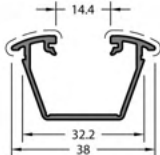
**A** LC-1127

Application Details / Uygulama Detayı



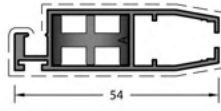
CODE / KOD  
**38C-510-00**

THEORETICAL  
WEIGHT kg/m  
TEORİK AĞIRLIK kg/m  
**0.210**



CODE / KOD  
**38C-513-00**

THEORETICAL  
WEIGHT kg/m  
TEORİK AĞIRLIK kg/m  
**0.320**



CODE / KOD  
**1621**

THEORETICAL  
WEIGHT kg/m  
TEORİK AĞIRLIK kg/m  
**0.498**

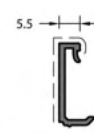
**CORNER JOINTS**  
KÖŞE BAĞLANTILAR

**A** ZM-13



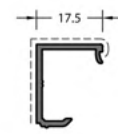
CODE / KOD  
**38-801-00**

THEORETICAL  
WEIGHT kg/m  
TEORİK AĞIRLIK kg/m  
**0.133**



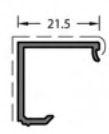
CODE / KOD  
**38-802-00**

THEORETICAL  
WEIGHT kg/m  
TEORİK AĞIRLIK kg/m  
**0.141**



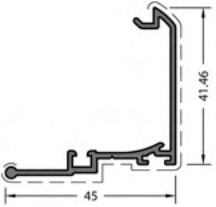
CODE / KOD  
**38-807-00**

THEORETICAL  
WEIGHT kg/m  
TEORİK AĞIRLIK kg/m  
**0.184**



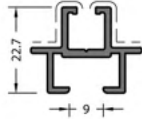
CODE / KOD  
**38-808-00**

THEORETICAL  
WEIGHT kg/m  
TEORİK AĞIRLIK kg/m  
**0.197**



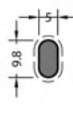
CODE / KOD  
**38-502-00**

THEORETICAL  
WEIGHT kg/m  
TEORİK AĞIRLIK kg/m  
**0.425**



CODE / KOD  
**38-503-00**

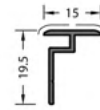
THEORETICAL  
WEIGHT kg/m  
TEORİK AĞIRLIK kg/m  
**0.371**



CODE / KOD  
**13-134-050R**

THEORETICAL  
WEIGHT kg/m  
TEORİK AĞIRLIK kg/m  
**0.118**

20 Micron Anodized.  
20 Mikron Elektroliz.



CODE / KOD  
**07-201-00**

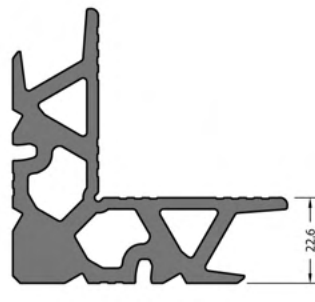
THEORETICAL  
WEIGHT kg/m  
TEORİK AĞIRLIK kg/m  
**0.118**



Mill Finish / Pres  
No visible surface. / Görünen yüzeyi yoktur.

CODE / KOD  
**09-101-00**

THEORETICAL  
WEIGHT kg/m  
TEORİK AĞIRLIK kg/m  
**2.561**



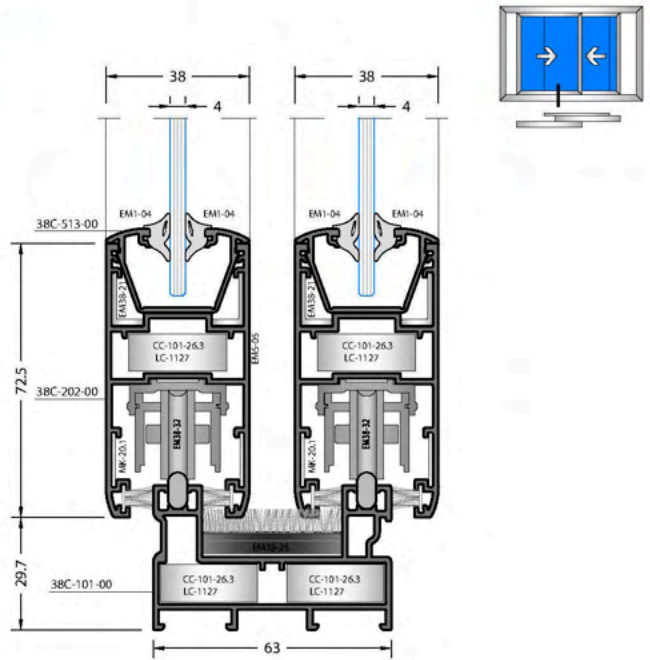
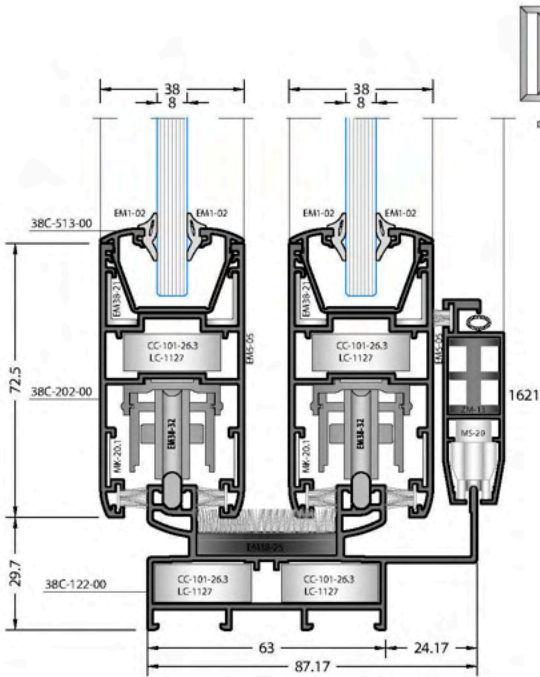
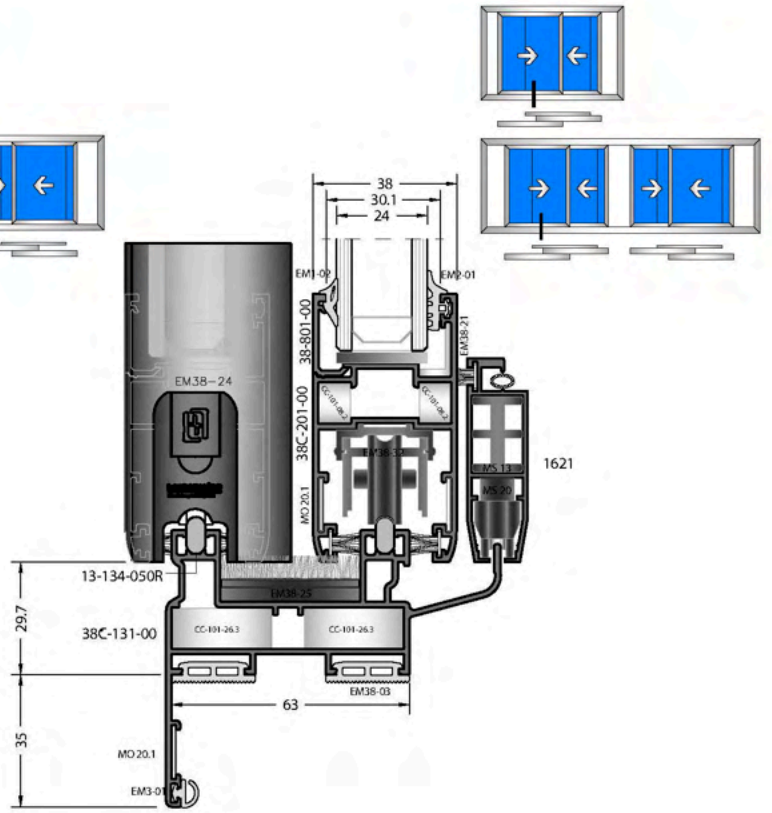
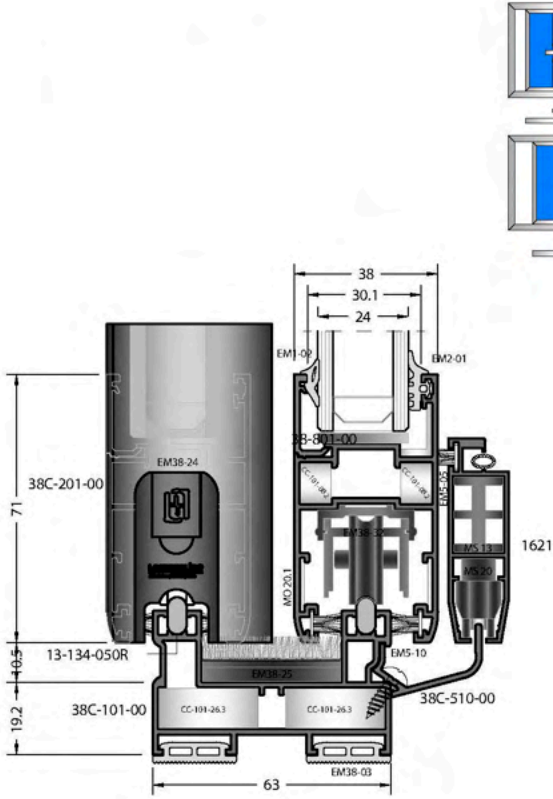
Mill Finish / Pres  
No visible surface. / Görünen yüzeyi yoktur.

CODE / KOD  
**09-103-00**

THEORETICAL  
WEIGHT kg/m  
TEORİK AĞIRLIK kg/m  
**3.689**

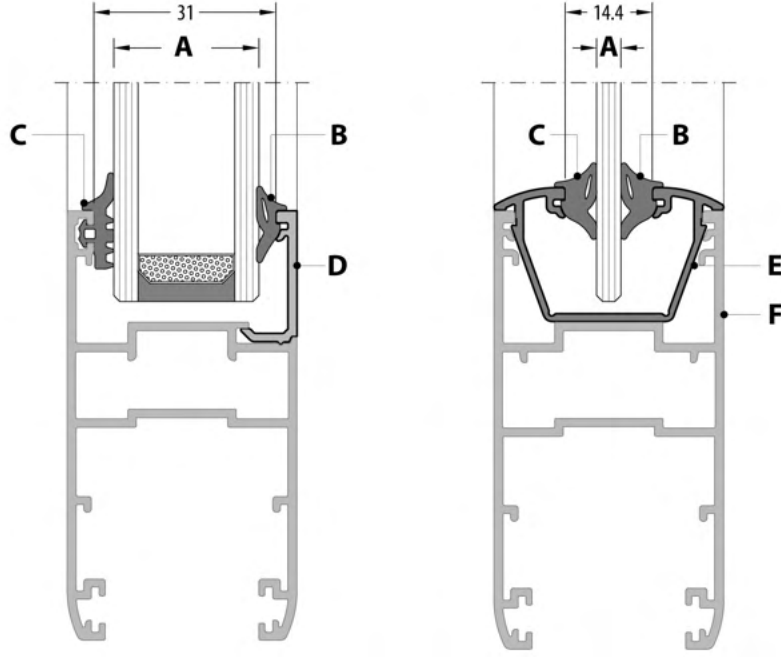
**38C SYSTEM / SİSTEM  
DETAILS / DETAYLAR**






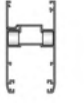

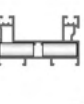
**38C SYSTEM / SİSTEM**  
**ACCESSORIES / AKSESUARLAR**

## GLAZING TABLE / CAM TABLOSU



A	B	C	D	E	F
GLAZING THICKNESS CAM KALINLIĞI	INSIDE GLASS GASKET İÇ CAM FİTİLİ	OUTSIDE GLASS GASKET DIŞ CAM FİTİLİ	GLAZING BEAD CAM ÇITASI	ADAPTER ADAPTÖR	SASH KANAT
4 mm	EM1-04	EM2-01	38-808-00	-	38C-201-00
		EM1-04	-	38C-513-00	38C-202-00
5 mm	EM1-03	EM2-01	38-808-00	-	38C-201-00
6 mm	EM1-03	EM1-03	-	38C-513-00	38C-202-00
	EM1-02	EM2-01	38-808-00	-	38C-201-00
8 mm	EM1-02	EM1-02	-	38C-513-00	38C-202-00
	EM1-04	EM2-01	38-807-00	-	38C-201-00
9 mm	EM1-03	EM2-01	38-807-00	-	38C-201-00
10 mm	EM1-02	EM2-01	38-807-00	-	38C-201-00
20 mm	EM1-05	EM1-04	-	-	38C-202-00
	EM1-04	EM2-01	38-802-00	-	38C-201-00
22 mm	EM1-04	EM1-03	-	-	38C-202-00
		EM2-01	38-801-00	-	38C-201-00
24 mm	EM1-03	EM1-02	-	-	38C-202-00
	EM1-02	EM2-01	38-801-00	-	38C-201-00



















## PRESS CORNER JOINTS / PRES KÖŞE BAĞLANTILAR

ACCESSORY CODE AKSESUAR KOD	DRAWING ÇİZİM	PROFILE CODE PROFİL KOD	QUANTITY MIKTAR	CUTTING SIZE KESİM ÖLÇÜSÜ	APPLICATION PROFILES ÇALIŞTIĞI PROFİL	APPLICATION DETAIL UYGULAMA DETAY
CC-101-08.2		09-101-00	90 pieces adet	08.2 mm	38C-201-00	
CC-101-26.3		09-101-00	75 pieces adet	26.3 mm	38C-101-00	

## CORNER JOINTS / KÖŞE BAĞLANTILAR

ACCESSORY CODE AKSESUAR KOD	DRAWING ÇİZİM	APPLICATION PROFILES ÇALIŞTIĞI PROFİL	APPLICATION DETAIL UYGULAMA DETAY
LC-1127		38C-101-00	
MK-20.1		38C-201-00	
EM38-21		38C-201-00	
ZM-13		1621 FOR FLY SCREEN SİNEKLİK	

## GASKETS / FİTİLLER

CODE KOD	DRAWING ÇİZİM	APPLICATION UYGULAMA	DESCRIPTION AÇIKLAMA	WEIGHT kg/m AĞIRLIK	PACKAGE QUANTITY PAKET MIKTARI
EM1-02			GLAZING GASKET INSIDE İÇ CAM FİTİLİ (EPDM)	0.050	300 m
EM1-04			GLAZING GASKET INSIDE İÇ CAM FİTİLİ (EPDM)	0.070	215 m
EM2-01			GLAZING GASKET OUTSIDE DIŞ CAM FİTİLİ (EPDM)	0.052	285 m
EM45-05			FRAME GASKET KASA FİTİLİ (EPDM)	0.030	500 m
EM38-03			FRAME GASKET KASA FİTİLİ (EPDM)	0.110	136 m
EM38-04			CLAMPING GASKET STANDARD KENET FİTİLİ - STANDART (EPDM)	0.148	101 m
EM38-05			ADAPTER GASKET ADAPTÖR FİTİLİ (EPDM)	0.210	71 m
EMS-05			BRUSH FİRÇA	-	350 m
EMS-10			BRUSH FİRÇA	-	300 m

## ACCESSORIES / AKSESUARLAR

ACCESSORY CODE AKSESUAR KOD	DRAWING ÇİZİM	APPLICATION PROFILES ÇALIŞTIĞI PROFİL	PACKAGE QUANTITY PAKET MİKTARI	APPLICATION DETAIL UYGULAMA DETAY
EM38-91		EMBEDDING HANDLE AND STRIKER HAVUZ KOL VE KARŞILIGI	SET / TAKIM	
EM38-32		PULLEY WITH 2 WHEELS SÜRME İKİLİ RULMAN (120 Kg)	PIECE / ADET	
MS-20		PULLEY (FOR FLY SCREEN) MAKARA (SİNEKLİK İÇİN)	PIECE / ADET	
EM38-23		STOPPER STOPER	PIECE / ADET	
EM38-22		SASH STABILITY ADAPTER TİTREŞİM TAKOZU	PIECE / ADET	
EM38-25		WEATHER STRIP HAVA KESİCİ	PIECE / ADET	
EM38-26		FIXED SASH ACCESSORY KANAT SABİTLEME TAKOZU	PIECE / ADET	
EM38-24		COVER CLIP - STANDARD ADAPTÖR KAPAĞI STANDART	SET / TAKIM	
EM38-51		PVC ESPAGNOLETTE PROFILE PVC İSPANYOLET PROFİLİ	6 - METERS 6 - METRE	

## ACCESSORIES / AKSESUARLAR

ACCESSORY CODE AKSESUAR KOD	DRAWING ÇİZİM	APPLICATION PROFILES ÇALIŞTIĞI PROFİL	PACKAGE QUANTITY PAKET MİKTARI	APPLICATION DETAIL UYGULAMA DETAY
EM10-01 WHITE BEYAZ		DRAINAGE CAP TAHLİYE KAPAĞI	PIECE / ADET	
EM10-02 BLACK SİYAH				
EM10-03 BROWN KIRMIZI				
EM10-04 GRAY GRI				
EM10-05 LIGHT BLUE A. KAHVE				

**38C SYSTEM / SİSTEM**  
**CUTTING SIZE / KESİM ÖLÇÜLERİ**

CUTTING SIZE / KESİM ÖLÇÜLERİ

SLIDE / SÜRME



DETAIL - B  
DETAY - B  
DETAIL - C  
DETAY - C

PROFILES / PROFİLLER

Code Kod	Drawing Çizim	Cut Kesim	Quantity Miktar	Dimensions (mm) Boyutlar	Mechanical Treatment Mekanik İşlem
38C-101-00			2 Pcs / Adet	FL	-
			2 Pcs / Adet	FH	-
38C-201-00			4 Pcs / Adet	$SL = \frac{(FL-59.4)}{2} + 32.5$	-
			4 Pcs / Adet	SH = FH - 59.4	-
08-801-00			4 Pcs / Adet	BL = SL - 100.2	-
08-802-00			4 Pcs / Adet	BH = SH - 142	-
08-808-00			4 Pcs / Adet	AH = SH	✓
38-502-00			2 Pcs / Adet	LR = FL - 63.8	-
13-134-050R			2 Pcs / Adet		-

GASKETS / FİTİLLER

Code Kod	Quantity Miktar	Picture Resim
EM1-XX	4SL+4SH	
EM2-01	4SL+4SH	
EM38-04	2SH	
EM38-03	4FL + 4FH	
EM45-05	2FL + 4FH	
EM5-10	8SL + 6SH	

CORNER JOINTS / KÖŞE BAĞLANTILAR

Code Kod	Quantity Miktar	Picture Resim
CC-101-26.3 Or / Yada LC-1127	8 Pcs / Adet	
CC-101-08.2	16 Pcs / Adet	
EM38-21	8 Pcs / Adet	
MK-20.1	16 Pcs / Adet	

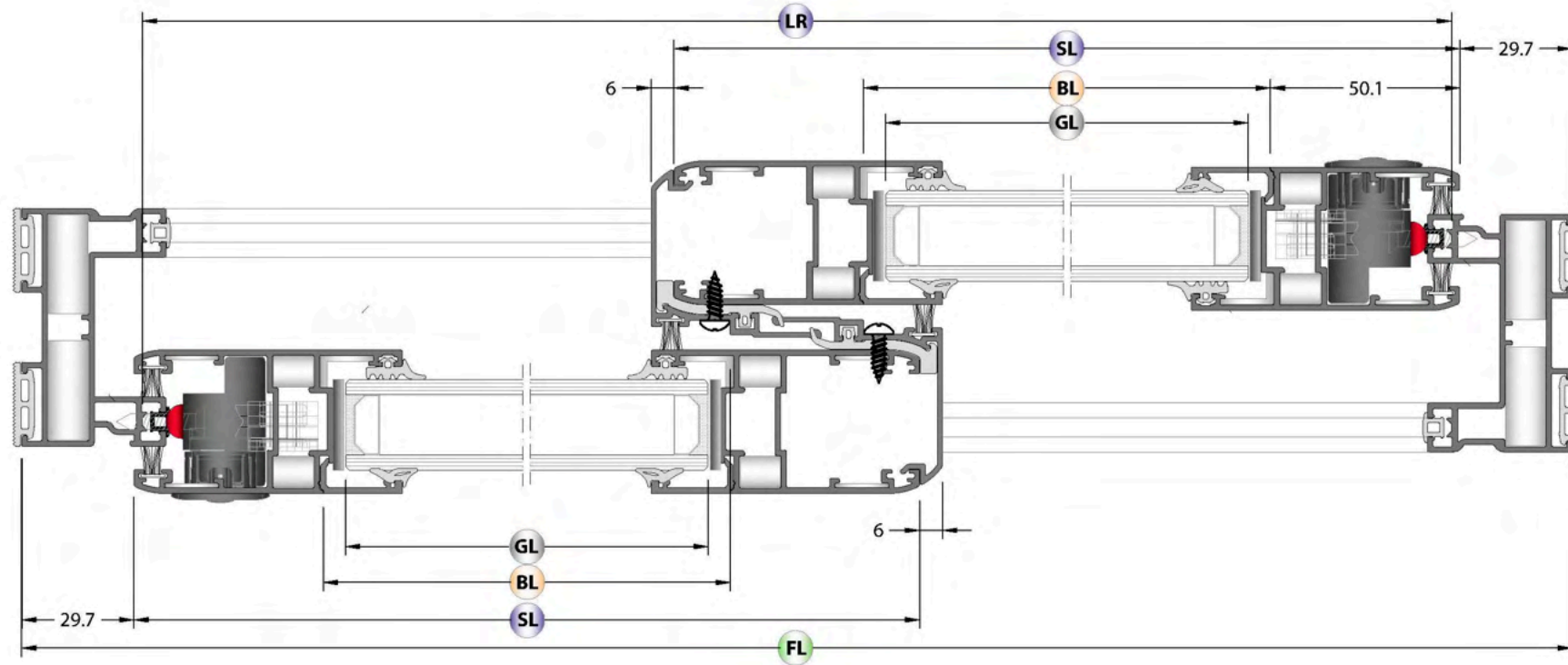
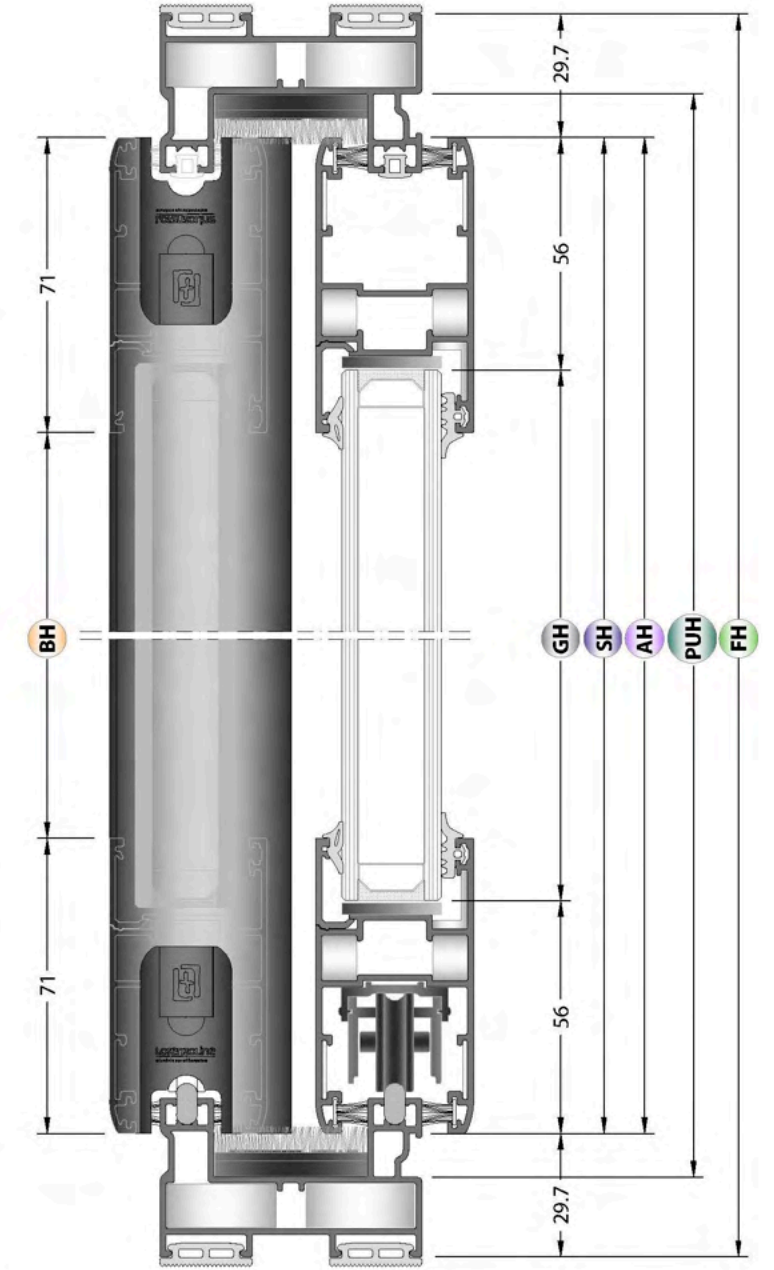
CONSUMABLE MATERIALS / SARF MALZEMELER

Code Kod	Description Açıklama	Quantity (pcs-m) Miktar (Paket)	Picture Resim
EM38-91	EMBEDDING HANDLE AND STRIKER HAVUZ KOL VE KARŞILIĞI	2 Set / Takım	
EM38-23	STOPPER STOPER	4 Pcs / Adet	
EM38-32	PULLEY RULMAN	120 kg < 4 Pcs / Adet	
EM38-22	SASH STABILITY ADAPTER TİTREŞİM TAKOZU	4 Pcs / Adet	
EM38T-10	DRAINAGE CAP TAHLİVE KAPAĞI	2 Pcs / Adet	
EM38-24	COVER CLIP ADAPTÖR KAPAĞI	2 Set / Takım	
EM38-25	WEATHER STRIP HAVA KESİCİ	2 Pcs / Adet	

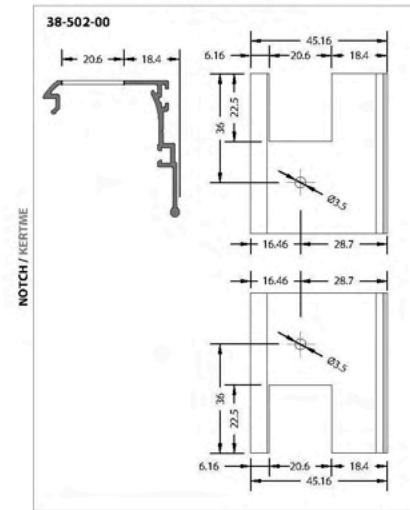
✓ Please look at the assembly drawings for mechanical treatment.  
Mekanik işlemler için lütfen uygulama detayları bölümüne bakınız.

GLASS / CAM

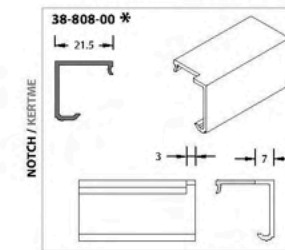
Code Kod	Drawing Çizim	Quantity Miktar	Dimensions (mm) Boyutlar
Glass		2 Pcs / Adet	GL = SL - 112
Cam			GH = SH - 112



C DETAIL / C DETAYI

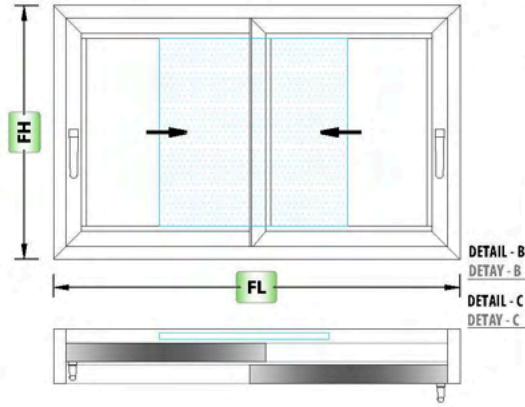


B DETAIL / B DETAYI



CUTTING SIZE / KESİM ÖLÇÜLERİ

SLIDE / SÜRME



Code Kod	Drawing Çizim	Cut Kesim	Quantity Miktar	Dimensions (mm) Boyutlar	Mechanical Treatment Mekanik İşlem
38C-101-00			2 Pcs / Adet	FL	-
			2 Pcs / Adet	FH	-
38C-201-00			4 Pcs / Adet	$SL = \frac{(FL-59.4)}{2} + 32.5$	-
			4 Pcs / Adet	SH = FH - 59.4	-
08-801-00			4 Pcs / Adet	BL = SL - 100.2	-
08-802-00			4 Pcs / Adet	BH = SH - 142	-
08-808-00			4 Pcs / Adet	AH = SH	✓
38-502-00			2 Pcs / Adet	LR = FL - 63.8	-
13-134-050R			2 Pcs / Adet	DL = SL + 6	-
			2 Pcs / Adet	DH = SH	-

✓ Please look at the assembly drawings for mechanical treatment.  
Mekanik işlemler için lütfen uygulama detayları bölümüne bakınız.

GLASS / CAM

Code Kod	Drawing Çizim	Quantity Miktar	Dimensions (mm) Boyutlar
Glass Cam		2 Pcs / Adet	GL = SL - 112 GH = SH - 112

GASKETS / FİTİLLER

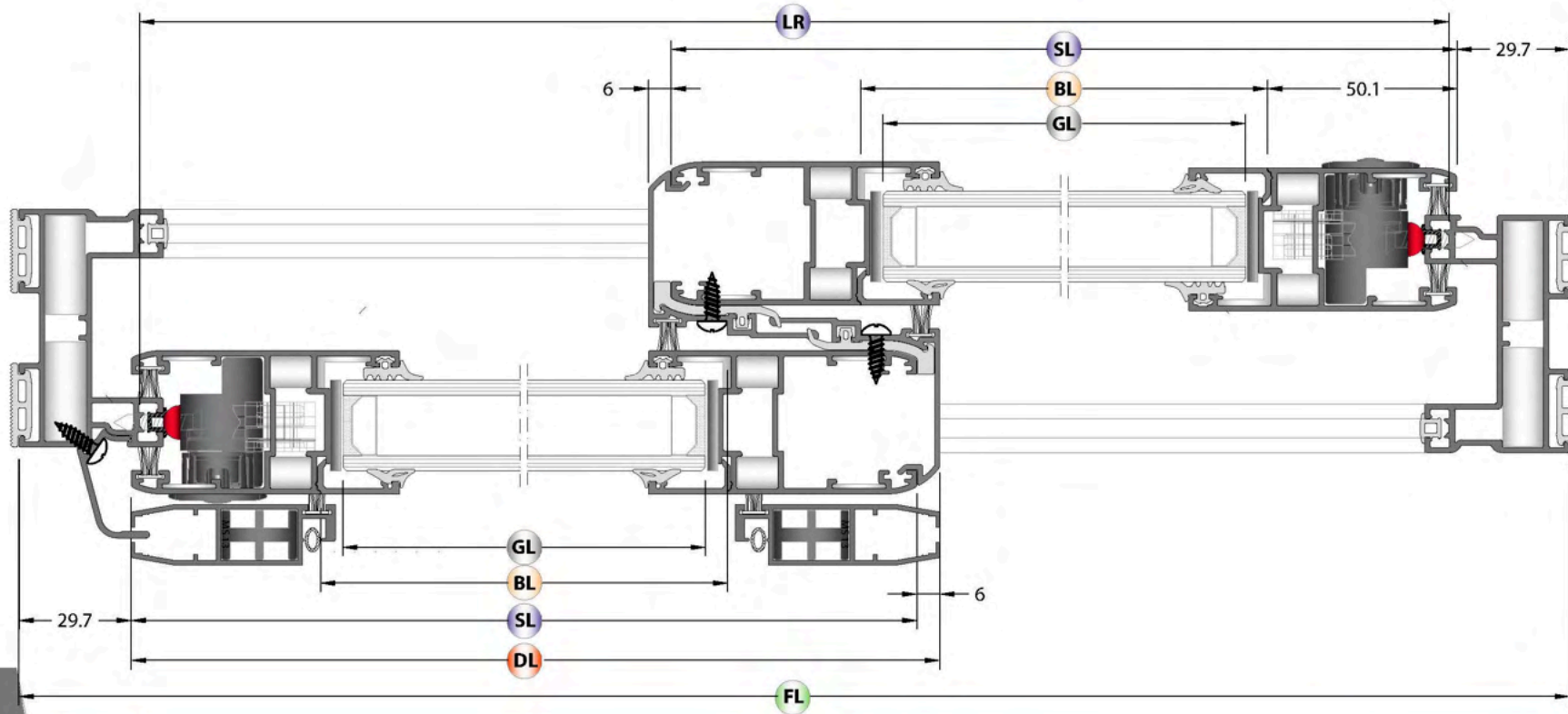
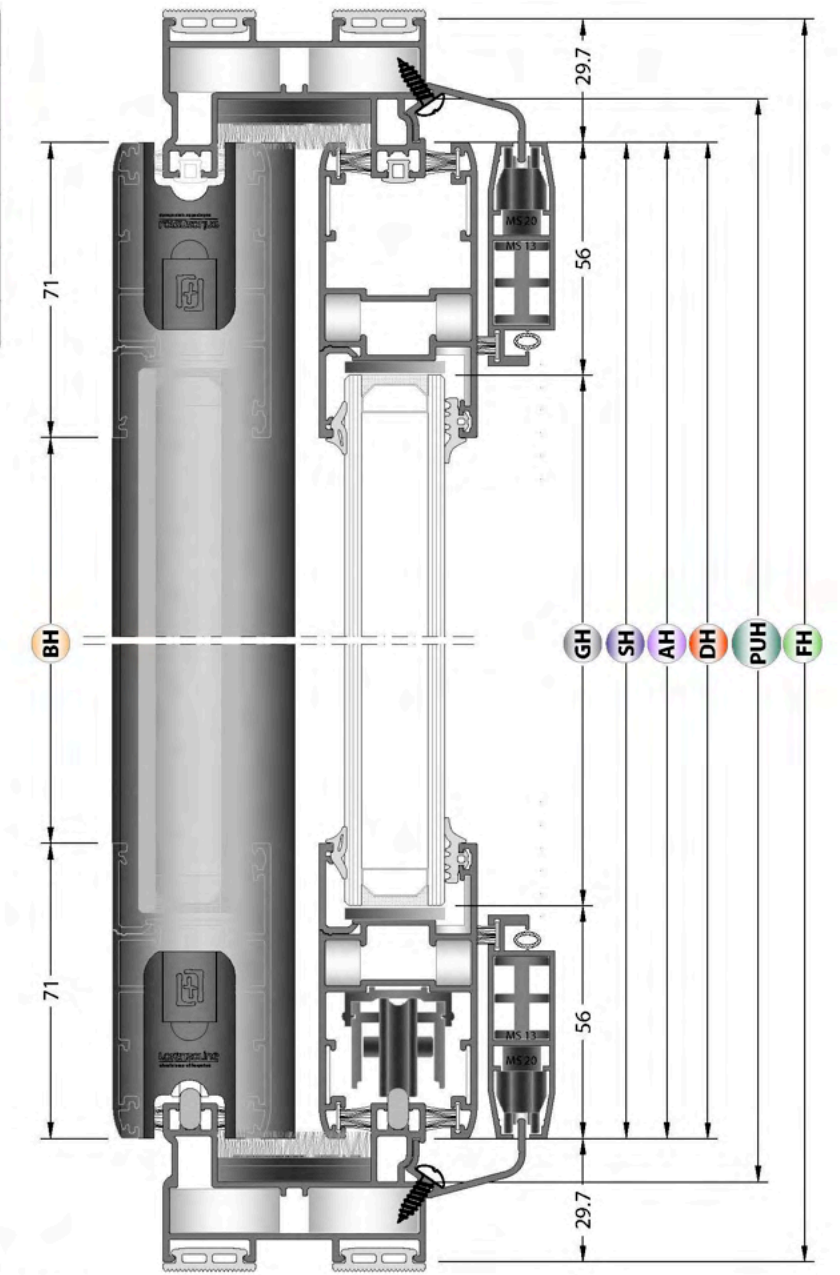
Code Kod	Quantity Miktar	Picture Resim
EM1-XX	4SL+4SH	
EM2-01	4SL+4SH	
EM38-04	2SH	
EM38-03	4FL + 4FH	
EM45-05	2FL + 4FH	
EM5-10	8SL + 6SH	
EM5-05	2DL + 2DH	

CORNER JOINTS / KÖŞE BAĞLANTILAR

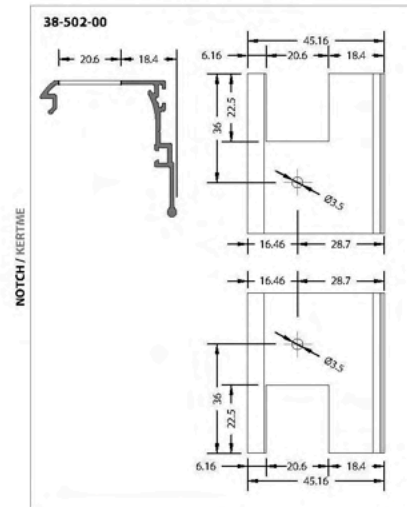
Code Kod	Quantity Miktar	Picture Resim
CC-101-26.3 Or / Yada LC-1127	8 Pcs / Adet	
CC-101-08.2	16 Pcs / Adet	
EM38-21	8 Pcs / Adet	
MK-20.1	16 Pcs / Adet	
MS-13	4 Pcs / Adet	

CONSUMABLE MATERIALS / SARF MALZEMELER

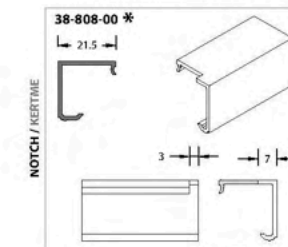
Code Kod	Description Açıklama	Quantity (pcs-m) Miktar (Paket)	Picture Resim
EM38-91	EMBEDDING HANDLE AND STRIKER HAVUZ KOL VE KARŞILIĞI	2 Set / Takım	
EM38-23	STOPPER STOPER	4 Pcs / Adet	
EM38-32	PULLEY RULMAN	120 kg < 4 Pcs / Adet	
EM38-22	SASH STABILITY ADAPTER TITREŞİM TAKOZU	4 Pcs / Adet	
EM38T-10	DRAINAGE CAP TAHLİYE KAPAĞI	2 Pcs / Adet	
EM38-24	COVER CLIP ADAPTÖR KAPAĞI	2 Set / Takım	
EM38-25	WEATHER STRIP HAVA KESİCİ	2 Pcs / Adet	
MS-20	PULLEY (For Fly Screen) RULMAN (Sineklik için)	2 Pcs / Adet	
EM38T-510	FLY SCREEN RAIL CAP SİNEKLİK RAY KAPAĞI	2 Set / Takım	



C DETAIL / C DETAYI



B DETAIL / B DETAYI



Produced by 

**KURTOĞLU BAKIR KURŞUN SAN. A.Ş.**  
İstasyon Mah. Akbayır Mevkii Kümesi No: 81  
Velimeşe - Çorlu 59851 Tekirdağ / TÜRKİYE  
T: +90 282 684 70 00 F: +90 282 684 70 01  
[www.kurtogluas.com](http://www.kurtogluas.com) [kurtoglu@kurtogluas.com](mailto:kurtoglu@kurtogluas.com)

 **Lorenzoline**  
aluminium profile system