


01/2024

Update  
02/2025



 LORENZOLINE

**38SLS**


Sliding System | Sürme Sistem

# INDEX

## İndeks

Technical Information   Teknik Bilgiler	1 - 10
Profile Index   Profil İndeks	11 - 12
Profiles   Profiller	13 - 22
Details   Detaylar	23 - 89
Glazing Tables   Cam Tabloları	90
Accessories   Aksesuarlar	91 - 100
Cutting Size   Kesim Ölçüleri	101 - 129
Assembly Details   Montaj Detayları	130 - 190


TECHNICAL INFORMATION  
TEKNİK BİLGİLER

**system properties / sistem bilgisi**

**3BSLS  
SLIDING SYSTEM  
SÜRME SİSTEM**

- 150 kg carrying capacity,
  - Same sash proles for Lift & Slide and Sliding door,
  - Superior air permeability and water tightness with EPDM and composite gaskets,
  - Maximum vision area thanks to 35 mm clamp detail,
  - Practical sash assembly thanks to 90 degree special corner accessories,
  - Fly screen solution for all frames,
  - Higher length doors thanks to reinforced proles,
- 150 kg kanat taşıma kapasitesi,
  - Kaldır sür ve sürme sistem için aynı kanat prolleri,
  - EPDM ve kompozit tiller sayesinde üstün hava geçirgenliği ve su sızdırmazlık,
  - 35 mm kenet detayı sayesinde üst düzey kesintisiz görüntü,
  - 90 derece kanat birleimi sayesinde pratik montaj,
  - Tüm kasalar için entegre sineklik çözümü,
  - Takviyeli prol sayesinde maksimum dograma yüksekliği,

**Technical Properties / Teknik Özellikler**

<b>SASH DEPTH</b>   KANAT DERİNLİĞİ	38 mm
<b>SASH CARRYING CAPACITY</b>   KANAT TAŞIMA KAPASİTESİ	150 Kg
<b>GLASS THICKNESS</b>   CAM KALINLIĞI	24 - 28 mm

**Opening Opportunities / Açılım Seçenekleri**

**Performance Values / Performans Değerleri**
**WATERTIGHTNESS** | SU GEÇİRGENLİĞİ - EN12008

2A (50 Pa)	3A (100 Pa)	4A (150 Pa)	5A (200 Pa)	6A (250 Pa)	7A (300 Pa)	8A (450 Pa)	9A (600 Pa)	E... (800+ Pa)	E1200 (1200 Pa)
---------------	----------------	----------------	----------------	----------------	----------------	----------------	----------------	-------------------	--------------------

**AIR PERMEABILITY** | HAVA GEÇİRGENLİĞİ - EN12152

Class 1 (150 Pa)	Class 2 (300 Pa)	Class 3 (450 Pa)	Class 4 (600 Pa)
---------------------	---------------------	---------------------	---------------------

**RESISTANCE TO WIND LOAD** | RÜZGAR DAYANIMI - EN12210

(400 Pa)	(800 Pa)	(1200 Pa)	C4/B4 (1600 Pa)	(2000 Pa)	(2000+ Pa)
----------	----------	-----------	--------------------	-----------	------------

**THERMAL INSULATION VALUE**  
 SİSTEM UF DEĞERİ - EN ISO 10077-2

 UF (max) : 3,8 W/(m<sup>2</sup>K)

**systemproperties / sistembilgisi**

<b>Construction Depth</b>	Sash depth : 38 mm	<b>Derinlik</b>	Kanat : 38 mm
<b>Insulation Bar Thermal Permability</b>	14,8 mm Uf (max) : 3,8 W/(m2K)	<b>Isı Bariyeri</b>	14,8 mm
<b>Connections</b>	Die cast and also pres corner joints can apply for fixing corners. The transoms are fixed with screw through the outer frame.	<b>Isı Geçirgenliği</b>	Uf (max) : 3,8 W/(m2K)
<b>Gaskets</b>	The opening windows have a central gasket, an acoustical gasket and glazing gaskets in EPDM	<b>Bağlantılar</b>	Köşeyi birleştirmek için pimli veya pres köşe bağlantıları uygulanabilir. Orta kayıtlar dış kasadan vida atılarak bağlanır.
<b>Drainage</b>	For maximum performance, you should follow the instructions in the catalogue.	<b>Fitil</b>	Açılır pencerelerde tozluk fitili, akustik fitil ve cam fitileri EPDM'dir.
		<b>Su Tahliye</b>	Maksimum performans için katalogdaki talimatları takip etmelisiniz.

**productionproperties / üretimbilgisi**

	The aluminium profiles have been extruded from the alloy AlMgSi 0.5 as F22 according to the EN 12020.		Alüminyum profiller AlMgSi 0.5 - F22 alaşımından ve EN 12020 standardına göre üretilir.
	<b>Physical Properties</b>		<b>Fiziksel Özellikler</b>
	1. Density : 2.70 Kg / dm <sup>3</sup>		1. Yoğunluk : 2.70 Kg / dm <sup>3</sup>
	2. Modules of Elasticity : 69 kN / mm <sup>2</sup>		2. Elastisite Modülü : 69 kN / mm <sup>2</sup>
	3. Resistivity : 20° 33 n Ω .m		3. Direnç : 20° 33 n Ω .m
<b>Alloy</b>	4. Melting point : 600 - 655 °C	<b>Alaşım</b>	4. Erime Noktası : 600 - 655 °C
	5. Linear expeansion coefficient : 20 - 100°C μ °C <sup>-1</sup>		5. Genişleme Katsayısı : 20 - 100°C μ °C <sup>-1</sup>
	<b>Mechanical Properties</b>		<b>Mekanik Özellikler</b>
	1. Tensile strength : Min 215 MPa		1. Kopma Dayanıklılığı : Min 215 MPa
	2. Yield strength : 190 MPa		2. Elastisite Limiti : 190 MPa
	3. Elongation : % 10		3. Uzama : % 10
	4. Hardness : 67 Brinell		4. Sertlik : 67 Brinell
	<b>Anodising</b>		<b>Eloksal</b>
	In anodising process , microns of the profiles for the inside and outside use are different. The complete anodisation process takes place in accordance with the specifications of <b>QUALANOD</b> .		Eloksal projesinde profil mikronları iç ve dış kullanım için farklıdır. Bütün eloksal projesi <b>QUALANOD</b> spesifikasyonlarına göre uygulanır.
<b>Surface Treatment</b>	<b>Electrostatic Powder Coating</b>	<b>Yüzey İşlem</b>	<b>Elektrostatik Toz Boya</b>
	The thermal break allows the profile to be painted when compounded. On average, the coating thickness is minimally 60 micron. The complete powder coating process takes place in accordance with the specifications of <b>QUALICOAT SEASIDE</b> .		Isı bariyeri çakıldığında profil boyanabilir. Genel olarak kaplama kalınlığı minimum 60 mikrondur. Bütün toz boya projesi <b>QUALICOAT SEASIDE</b> spesifikasyonlarına göre uygulanır.

**STATIC VALUES / STATİK DEĞERLER**

38SLS-221-00 38SLS-221-00	38SLS-221-00 38SLS-222-00	38SLS-221-00 38SLS-222-00 30x20x2 Steel Box / Çelik Kutu	38SLS-221-00 38SLS-224-00	38SLS-221-00 38SLS-224-00 30x40x2 Steel Box / Çelik Kutu
<b>Jx(cm4)</b>				
38SLS-221-00 38SLS-221-00	38SLS-221-00 38SLS-222-00	38SLS-221-00 38SLS-222-00 30x20x2 Steel Box / Çelik Kutu	38SLS-221-00 38SLS-224-00	38SLS-221-00 38SLS-224-00 30x40x2 Steel Box / Çelik Kutu
10,70	24,64	27,98	42,39	60,00



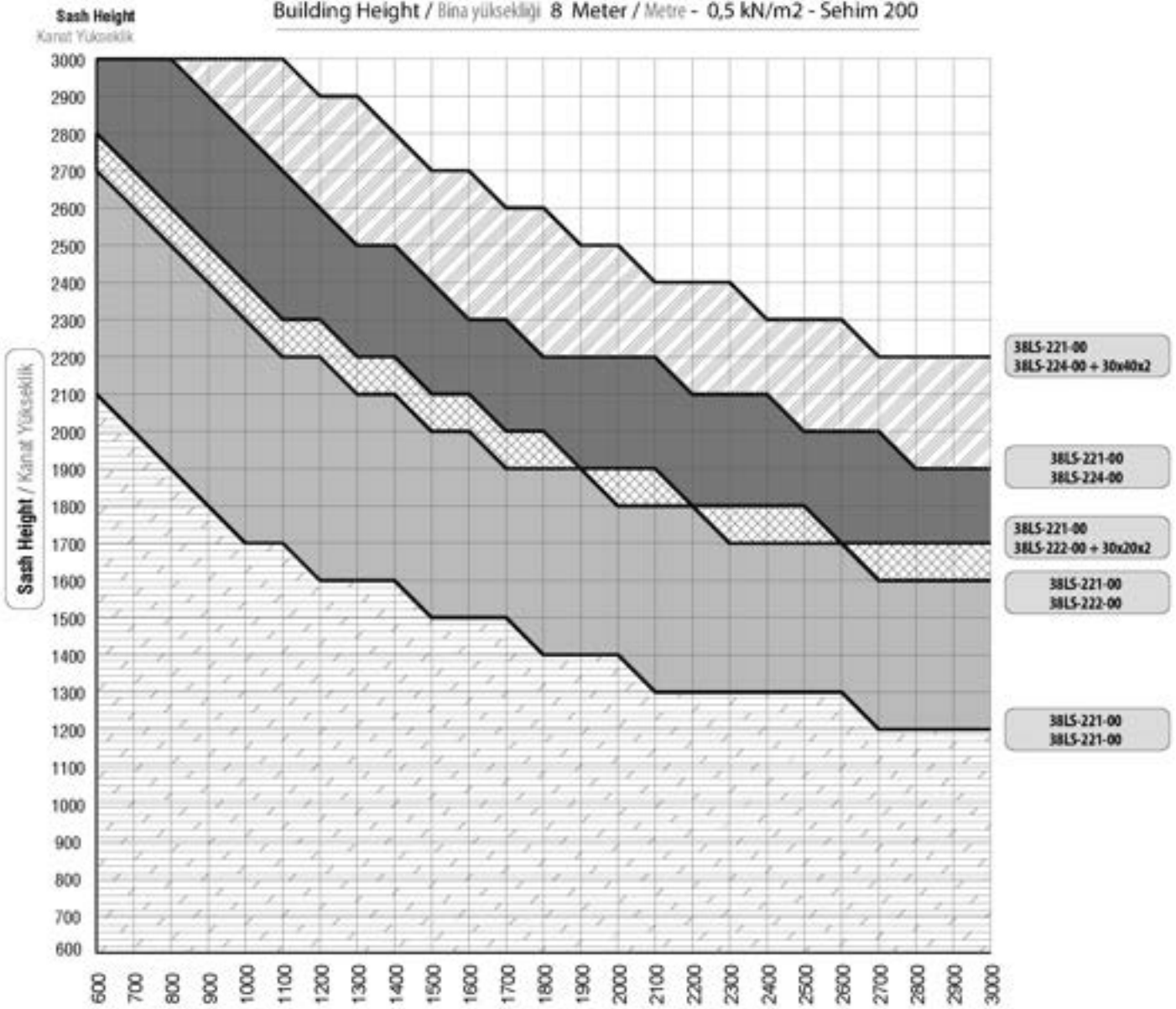
**Can not use with flyscreen frames with these combinations!..**

Bu kombinasyonlar sineklikli kasalar ile kullanılamaz!..

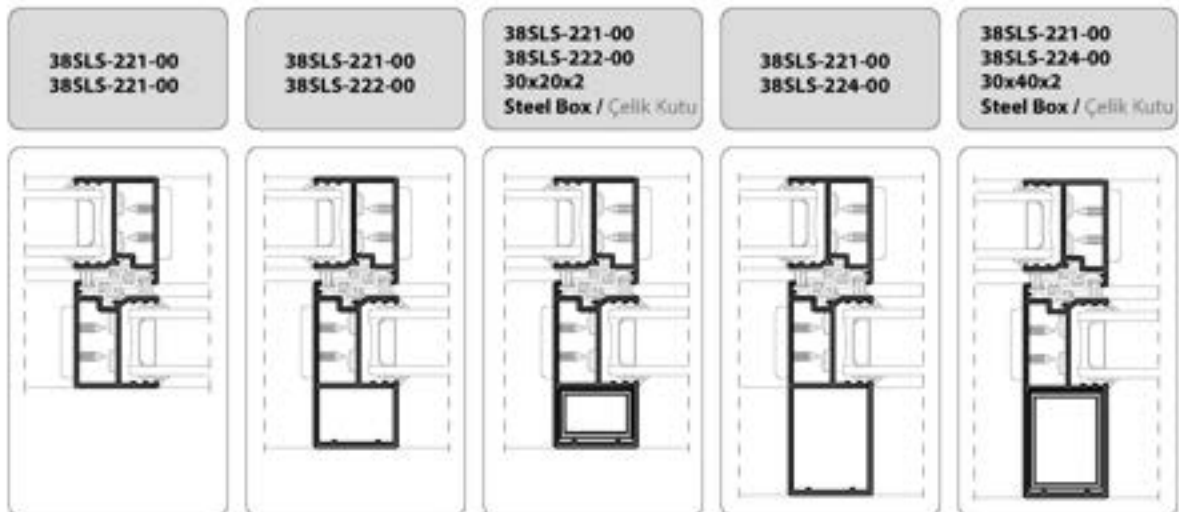
38SLS-222-00 38SLS-222-00	38SLS-222-00 38SLS-222-00 30x20x2 / 30x20x2 Steel Box / Çelik Kutu	38SLS-222-00 38SLS-224-00	38SLS-222-00 38SLS-224-00 30x20x2 / 30x40x2 Steel Box / Çelik Kutu	38SLS-224-00 38SLS-224-00	38SLS-224-00 38SLS-224-00 30x40x2 / 30x40x2 Steel Box / Çelik Kutu
<b>Jx(cm4)</b>					
38SLS-222-00 38SLS-222-00	38SLS-222-00 38SLS-222-00 30x20x2 / 30x20x2 Steel Box / Çelik Kutu	38SLS-222-00 38SLS-224-00	38SLS-222-00 38SLS-224-00 30x20x2 / 30x40x2 Steel Box / Çelik Kutu	38SLS-224-00 38SLS-224-00	38SLS-224-00 38SLS-224-00 30x40x2 / 30x40x2 Steel Box / Çelik Kutu
38,58	45,25	56,33	77,28	74,08	109,31

**STATIC DIAGRAM / STATİK DİYAGRAM**

Building Height / Bina yüksekliği 8 Meter / Metre - 0,5 kN/m<sup>2</sup> - Sehim 200

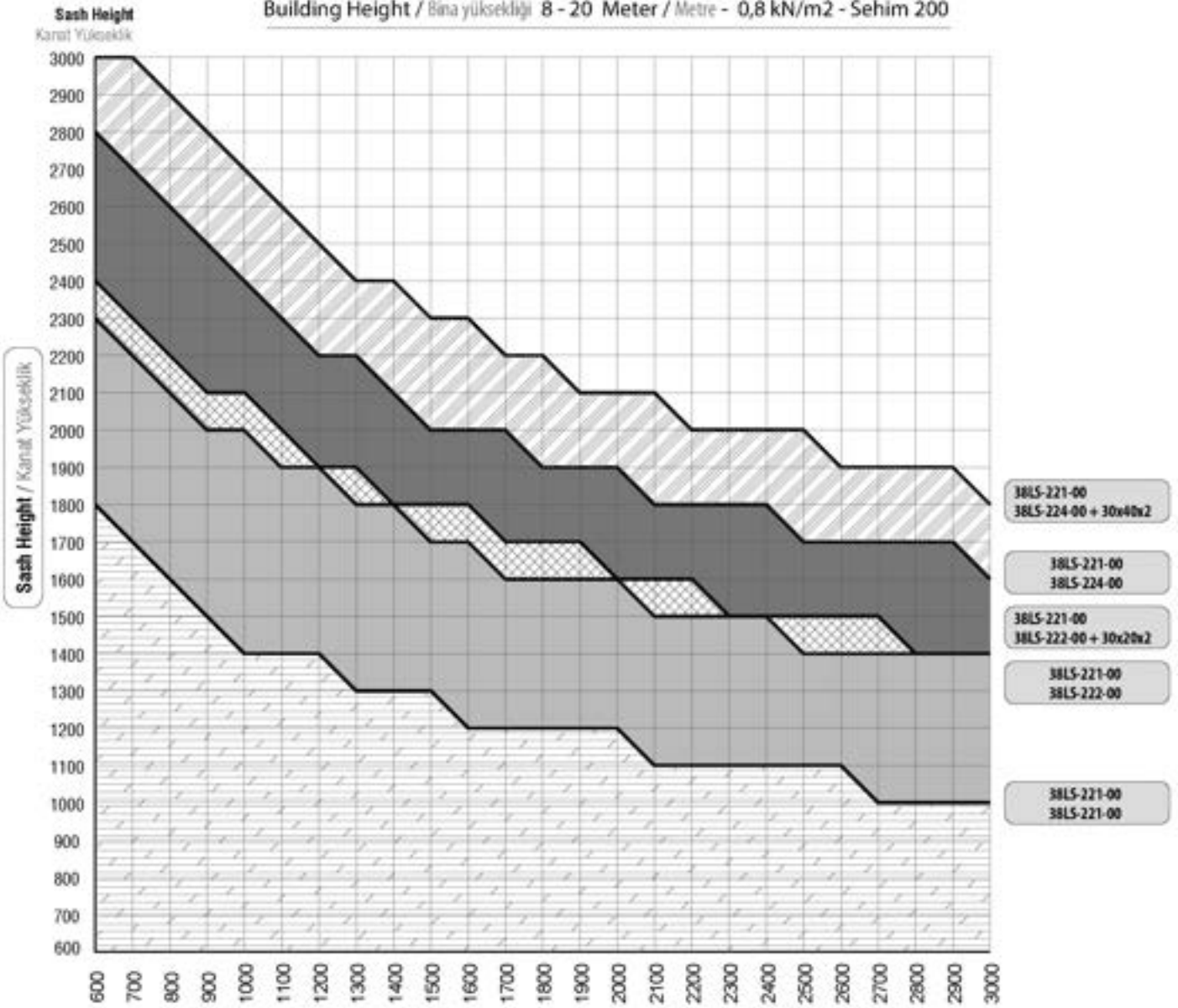


**Sash Width / Kanat Geniçlik**



**STATIC DIAGRAM / STATİK DİYAGRAM**

Building Height / Bina yüksekliği 8 - 20 Meter / Metre - 0,8 kN/m<sup>2</sup> - Sehim 200

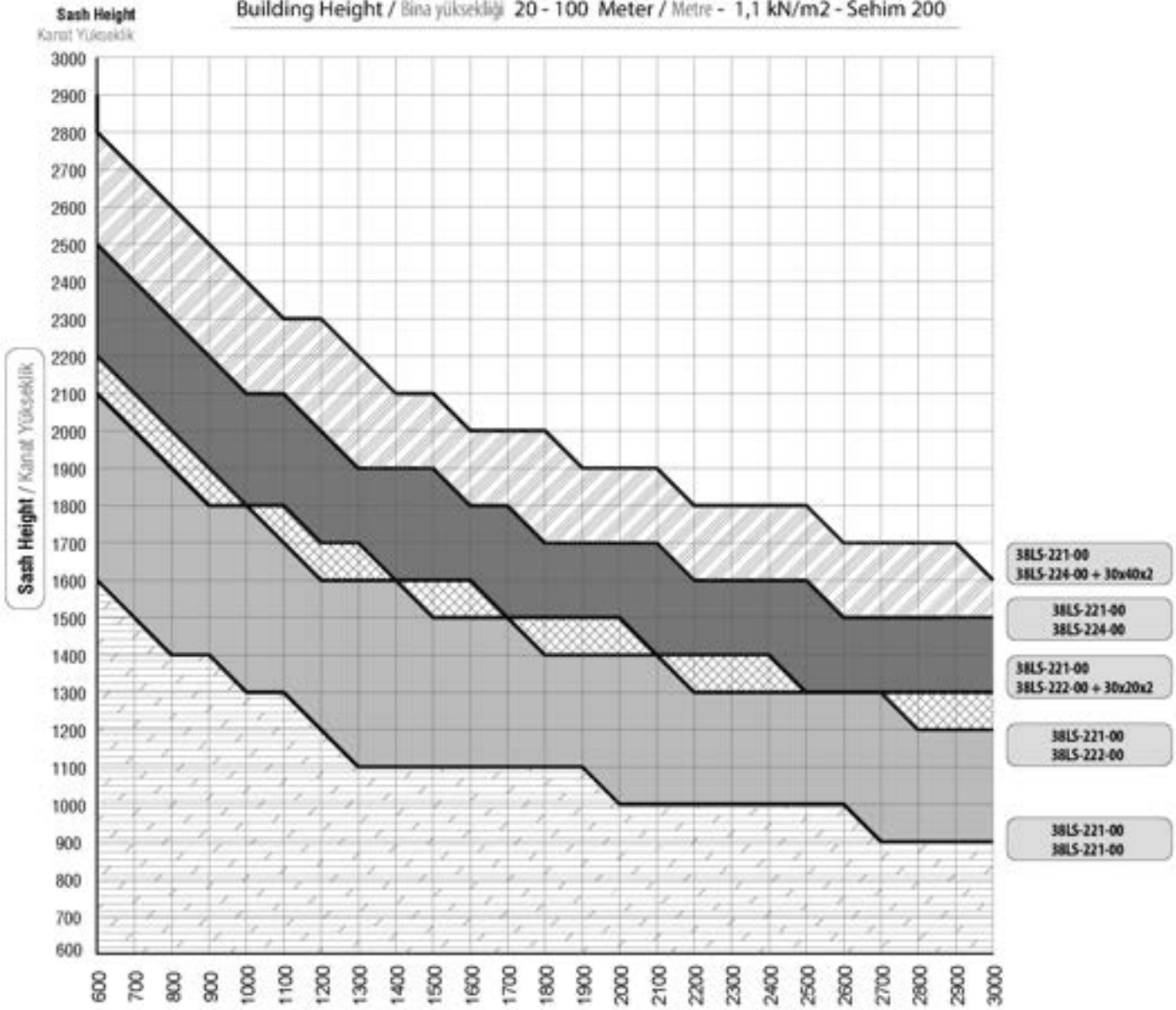


**Sash Width / Kanat Geniçlik**



**STATIC DIAGRAM / STATİK DİYAGRAM**

Building Height / Bina yüksekliği 20 - 100 Meter / Metre - 1,1 kN/m<sup>2</sup> - Sehim 200



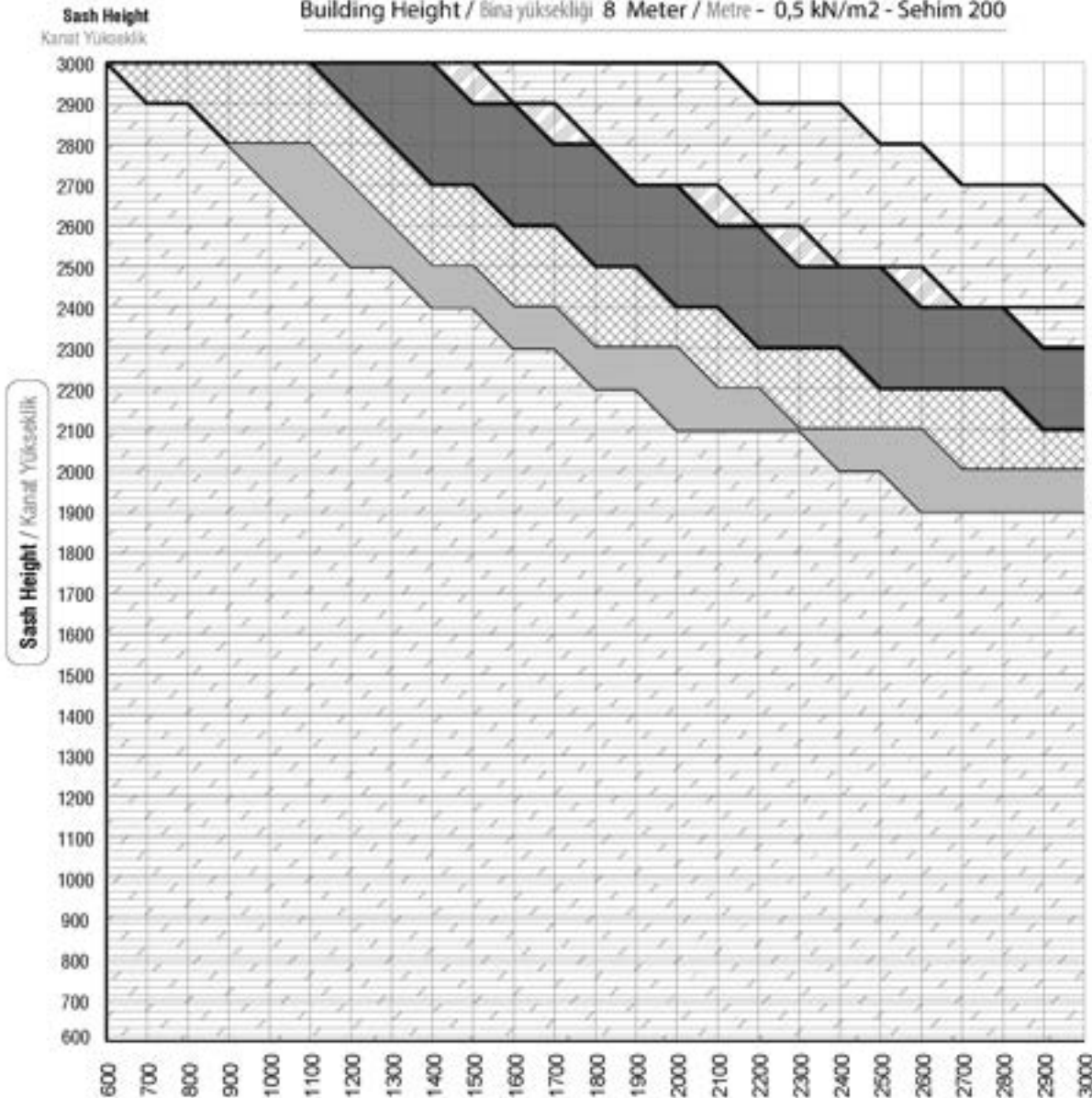
**STATIC DIAGRAM / STATİK DİYAGRAM**

Building Height / Bina yüksekliği 8 Meter / Metre - 0,5 kN/m<sup>2</sup> - Sehim 200



**Can not use with  
flyscreen  
frames with these  
combinations!..**  
Bu kombinasyonlar  
sineklikli  
kasalar ile kullanılamaz!

- 38LS-224-00 + 30x40x2  
38LS-224-00 + 30x40x2
- 38LS-222-00 + 30x20x2  
38LS-224-00 + 30x40x2
- 38LS-224-00  
38LS-224-00
- 38LS-222-00  
38LS-224-00
- 38LS-222-00 + 30x20x2  
38LS-222-00 + 30x20x2
- 38LS-222-00  
38LS-222-00



**Sash Width / Kanat Genişlik**

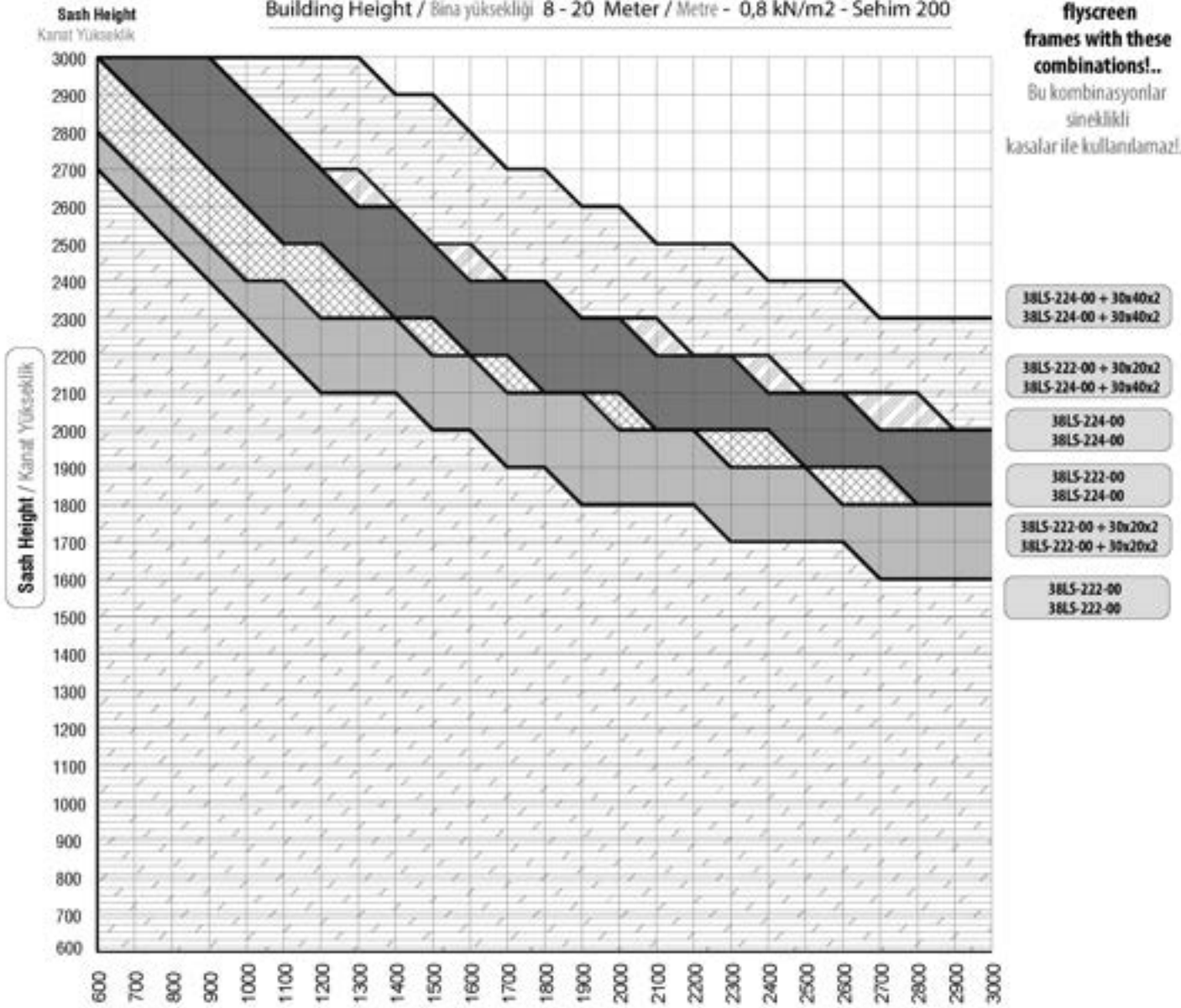
<p>38LS-222-00 38LS-222-00</p>	<p>38LS-222-00 38LS-222-00 30x20x2 / 30x20x2 Steel Box / Çelik Kutu</p>	<p>38LS-222-00 38LS-224-00</p>	<p>38LS-222-00 38LS-224-00 30x20x2 / 30x40x2 Steel Box / Çelik Kutu</p>	<p>38LS-224-00 38LS-224-00</p>	<p>38LS-224-00 38LS-224-00 30x40x2 / 30x40x2 Steel Box / Çelik Kutu</p>

**STATIC DIAGRAM / STATİK DİYAGRAM**



**Can not use with  
flyscreen  
frames with these  
combinations!..**  
Bu kombinasyonlar  
sineklikli  
kasalar ile kullanılamaz!

Building Height / Bina yüksekliği 8 - 20 Meter / Metre - 0,8 kN/m<sup>2</sup> - Sehim 200



- 38LS-224-00 + 30x40x2  
38LS-224-00 + 30x40x2
- 38LS-222-00 + 30x20x2  
38LS-224-00 + 30x40x2
- 38LS-224-00  
38LS-224-00
- 38LS-222-00  
38LS-224-00
- 38LS-222-00 + 30x20x2  
38LS-222-00 + 30x20x2
- 38LS-222-00  
38LS-222-00

**Sash Width / Kanat Genişlik**

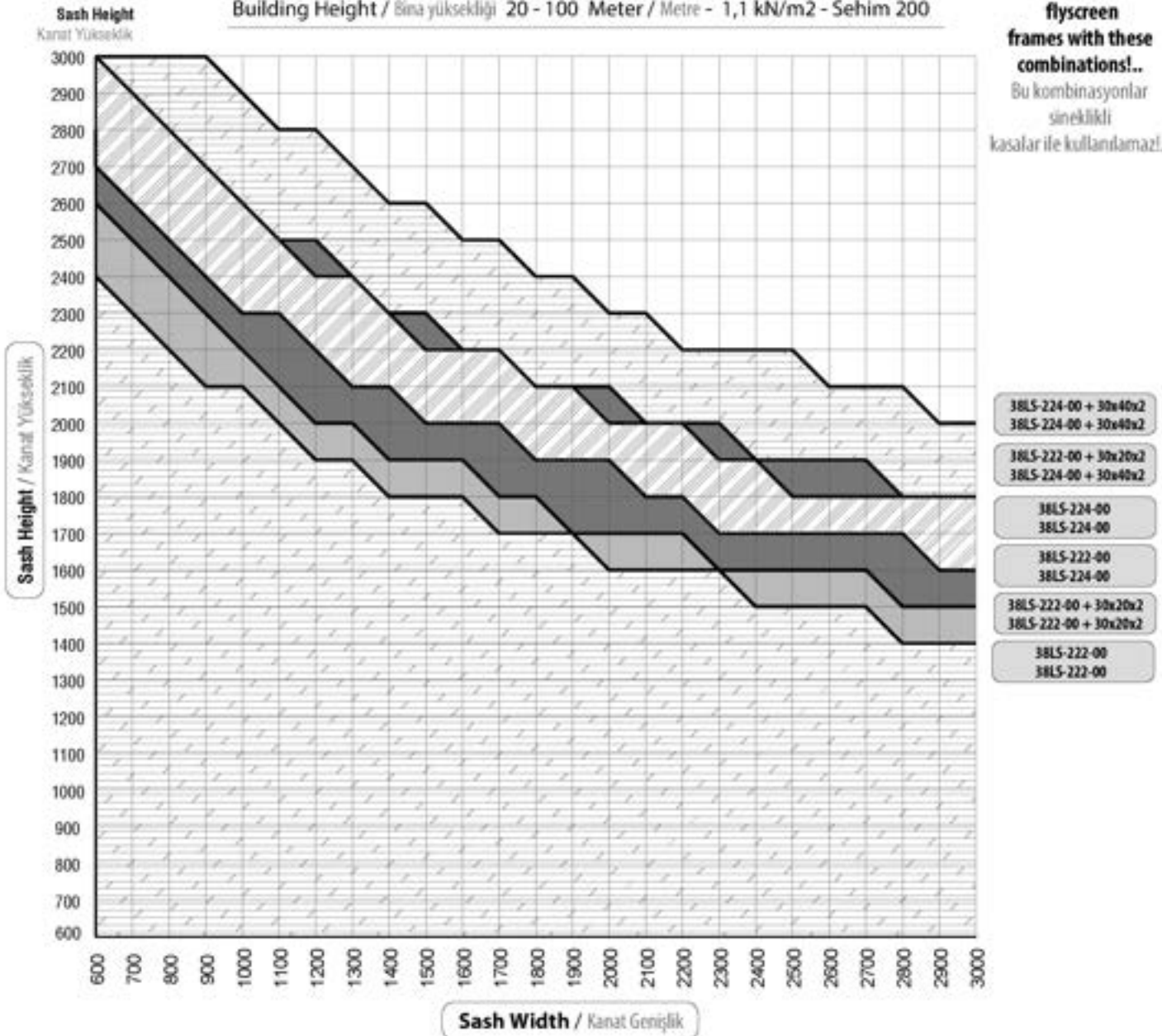
38LS-222-00 38LS-222-00	38LS-222-00 38LS-222-00 30x20x2 / 30x20x2 Steel Box / Çelik Kutu	38LS-222-00 38LS-224-00	38LS-222-00 38LS-224-00 30x20x2 / 30x40x2 Steel Box / Çelik Kutu	38LS-224-00 38LS-224-00	38LS-224-00 38LS-224-00 30x40x2 / 30x40x2 Steel Box / Çelik Kutu

**STATIC DIAGRAM / STATİK DİYAGRAM**

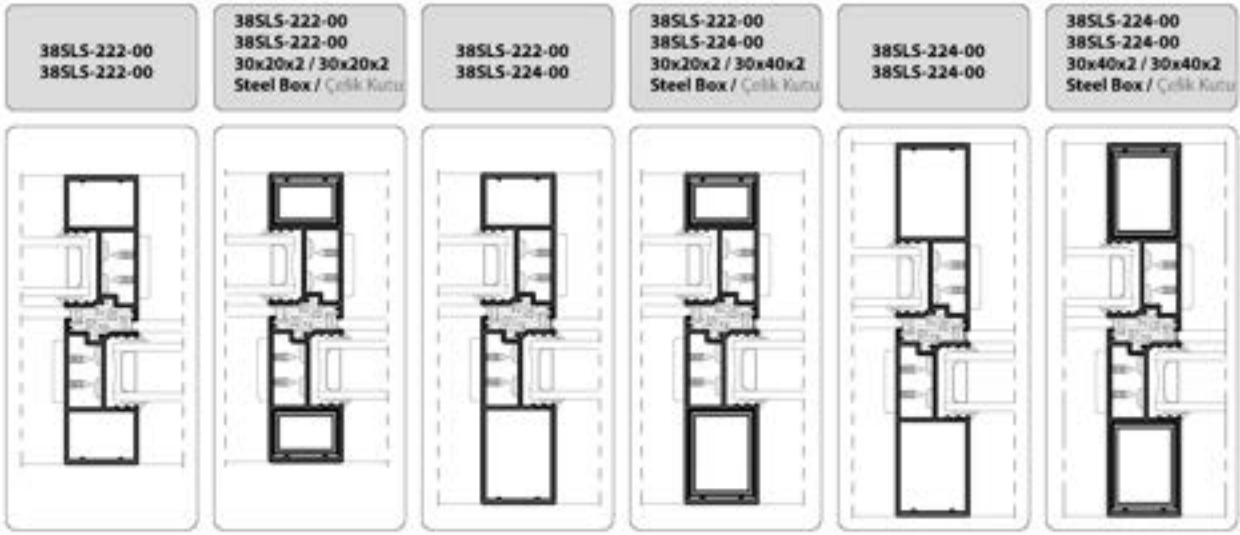


**Can not use with  
flyscreen  
frames with these  
combinations!..**  
Bu kombinasyonlar  
sineklikli  
kasalar ile kullanılamaz!

Building Height / Bina yüksekliği 20 - 100 Meter / Metre - 1,1 kN/m<sup>2</sup> - Sehim 200



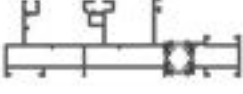
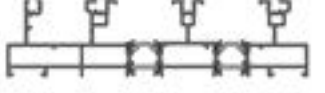
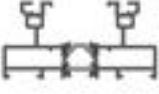
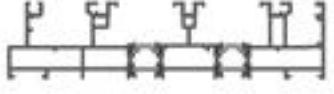
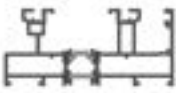

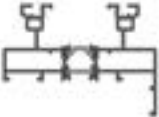

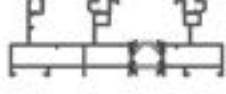

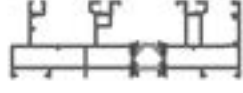

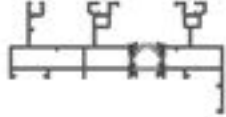

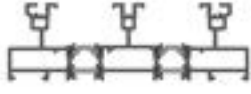



- 38LS-224-00 + 30x40x2  
38LS-224-00 + 30x40x2
- 38LS-222-00 + 30x20x2  
38LS-224-00 + 30x40x2
- 38LS-224-00  
38LS-224-00
- 38LS-222-00  
38LS-224-00
- 38LS-222-00 + 30x20x2  
38LS-222-00 + 30x20x2
- 38LS-222-00  
38LS-222-00




















PROFILE INDEX |  
PROFIL INDEKS

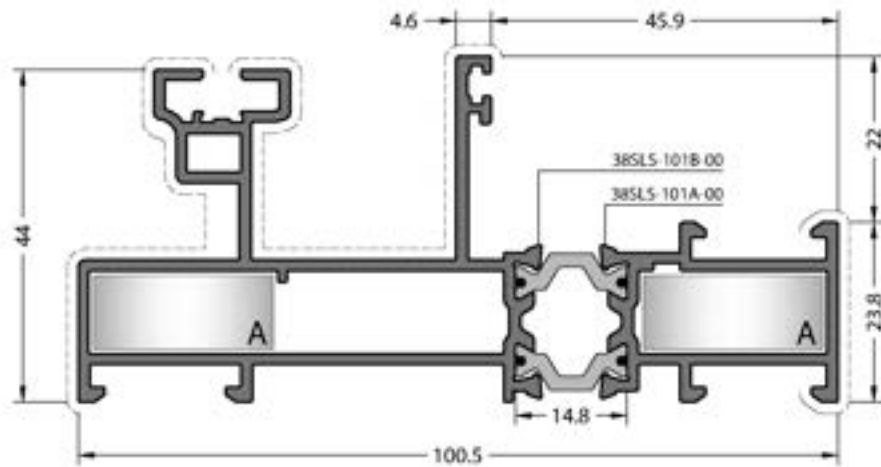
**profiles / profiler**

CODE KOD	DRAWING ÇİZİM	WEIGHT AĞIRLIK Kg/m	CODE KOD	DRAWING ÇİZİM	WEIGHT AĞIRLIK Kg/m
38SLS-101-00		1.698	38SLS-113-00		2.747
38SLS-151-00		2.203	38SLS-153-00		3.028
38SLS-102-00		1.649	38SLS-163-00		3.248
38SLS-112-00		1.869	38SLS-201-00		1.340
38SLS-122-00		1.733	38SLS-211-00		1.512
38SLS-152-00		2.150	38SLS-212-00		1.582
38SLS-162-00		2.370	38SLS-221-00		0.633
38SLS-172-00		2.234	38SLS-222-00		1.028
38SLS-103-00		2.527	38SLS-224-00		1.200

**profiles / profiller**

CODE KOD	DRAWING ÇİZİM	WEIGHT AĞIRLIK Kg/m	CODE KOD	DRAWING ÇİZİM	WEIGHT AĞIRLIK Kg/m
38SLS-401-00		0.818	07-102-00		0.324
38SLS-402-00		0.593	07-103-00		0.488
38SLS-403-00		0.492	07-105-00		0.875
38SLS-502-00		0.798	07-108-015		0.462
38SLS-421-00		0.329	08-103-00		0.237
38SLS-520-00		0.290	08-104-00		0.256
38SLS-251-00		1.012	08-105-00		0.260
38T-252-00		0.084	09-101-00		2.570
38SLS-252-00		0.774			

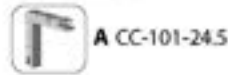
PROFILES  
PROFILLER



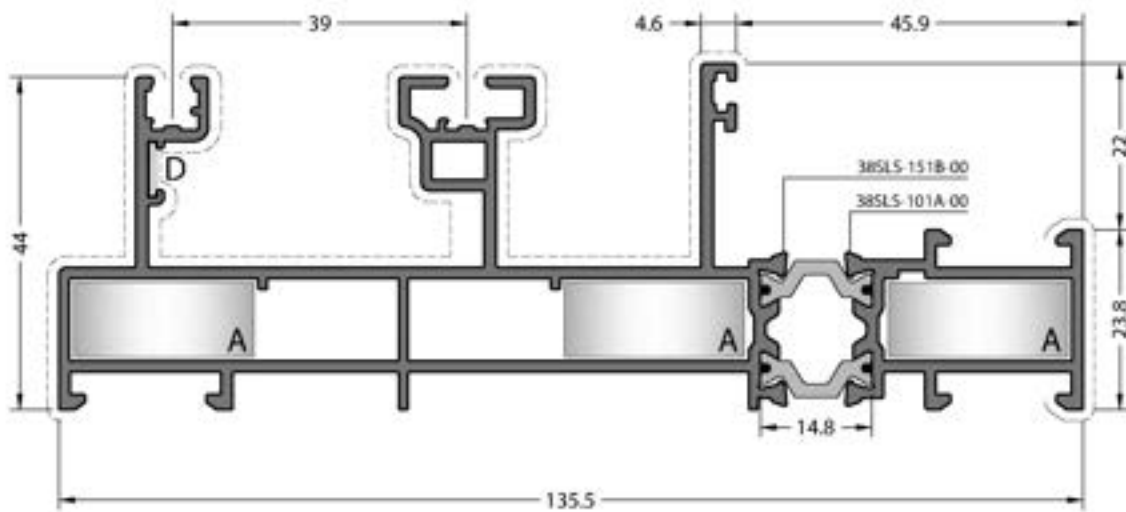
**CODE / KOD**  
**38SLS-101-00**

**THEORETICAL WEIGHT kg/m**  
TEORİK AĞIRLIK kg/m  
**1.698**

**CORNER JOINTS**  
KÖŞE BAĞLANTILAR



**DIE-CAST CORNER JOINT**  
PİMLİ BAĞLANTI



**CODE / KOD**  
**38SLS-151-00**

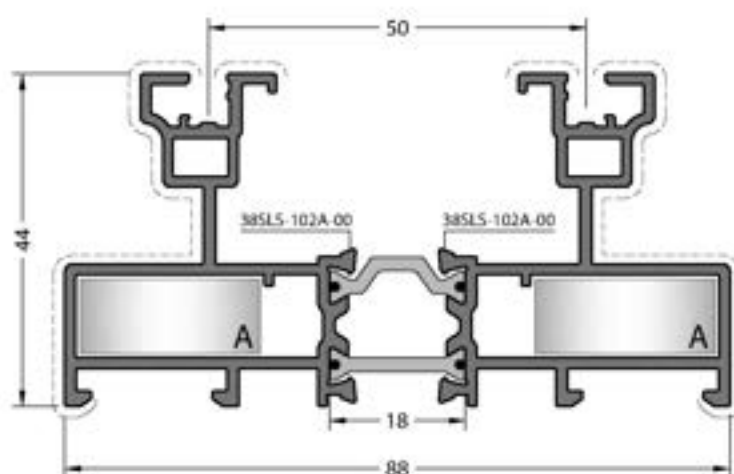
**THEORETICAL WEIGHT kg/m**  
TEORİK AĞIRLIK kg/m  
**2.203**

**CORNER JOINTS**  
KÖŞE BAĞLANTILAR



**DIE-CAST CORNER JOINT**  
PİMLİ BAĞLANTI





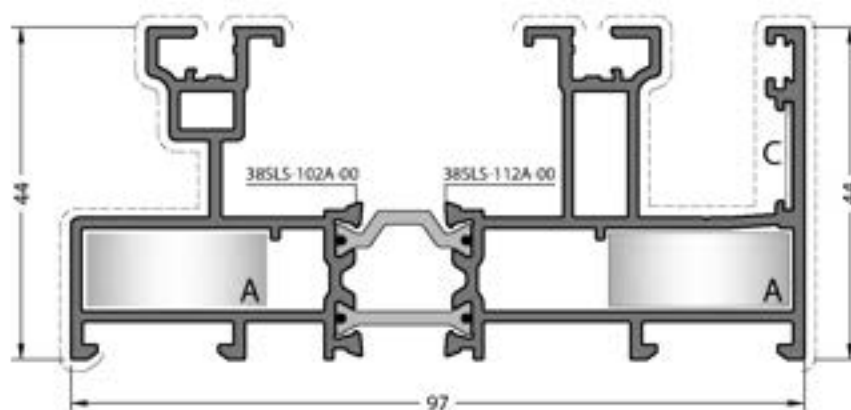
**CODE / KOD**  
**38SLS-102-00**

**THEORETICAL WEIGHT kg/m**  
TEORİK AĞIRLIK kg/m  
**1.649**

**CORNER JOINTS**  
KÖŞE BAĞLANTILARI



**DIE-CAST CORNER JOINT**  
FİNALİ BAĞLANTI



**CODE / KOD**  
**38SLS-112-00**

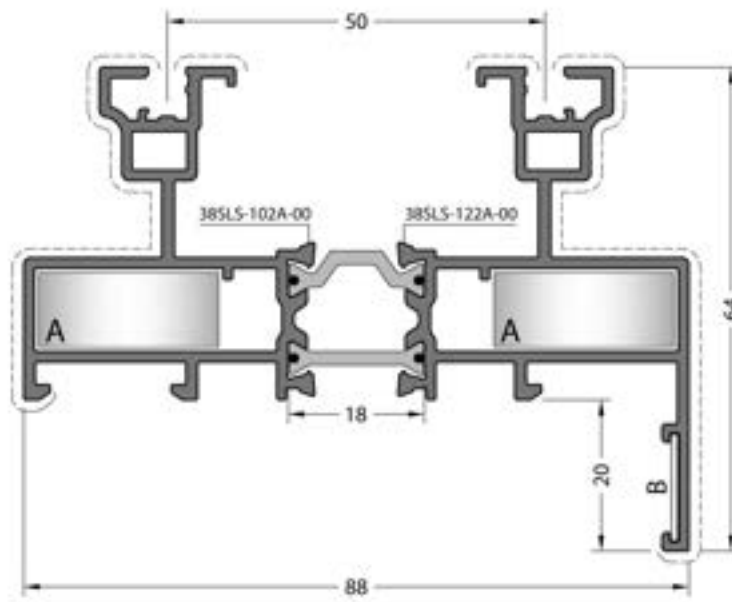
**THEORETICAL WEIGHT kg/m**  
TEORİK AĞIRLIK kg/m  
**1.869**

**CORNER JOINTS**  
KÖŞE BAĞLANTILARI



**DIE-CAST CORNER JOINT**  
FİNALİ BAĞLANTI

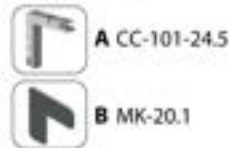




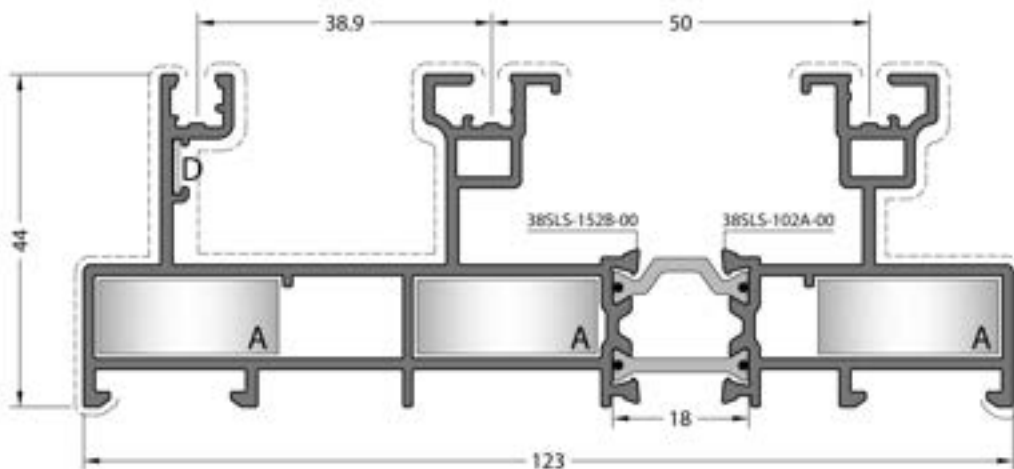
**CODE / KOD**  
**38SLS-122-00**

**THEORETICAL WEIGHT kg/m**  
TEORİK AĞIRLIK kg/m  
**1.733**

**CORNER JOINTS**  
KÖŞE BAĞLANTILAR



**DIE-CAST CORNER JOINT**  
PİMLİ BAĞLANTI



**CODE / KOD**  
**38SLS-152-00**

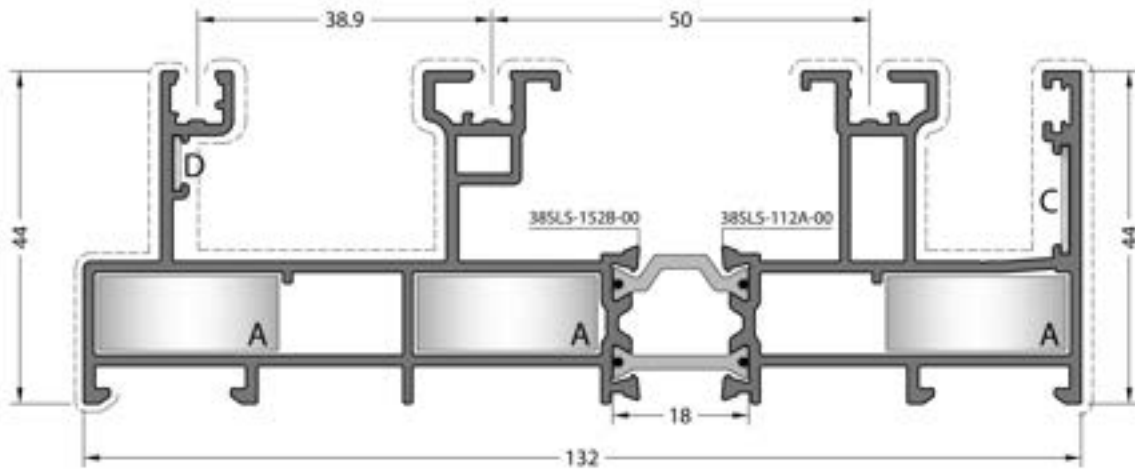
**THEORETICAL WEIGHT kg/m**  
TEORİK AĞIRLIK kg/m  
**2.150**

**CORNER JOINTS**  
KÖŞE BAĞLANTILAR



**DIE-CAST CORNER JOINT**  
PİMLİ BAĞLANTI

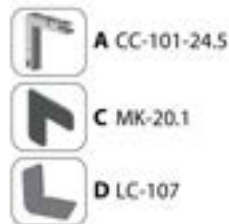




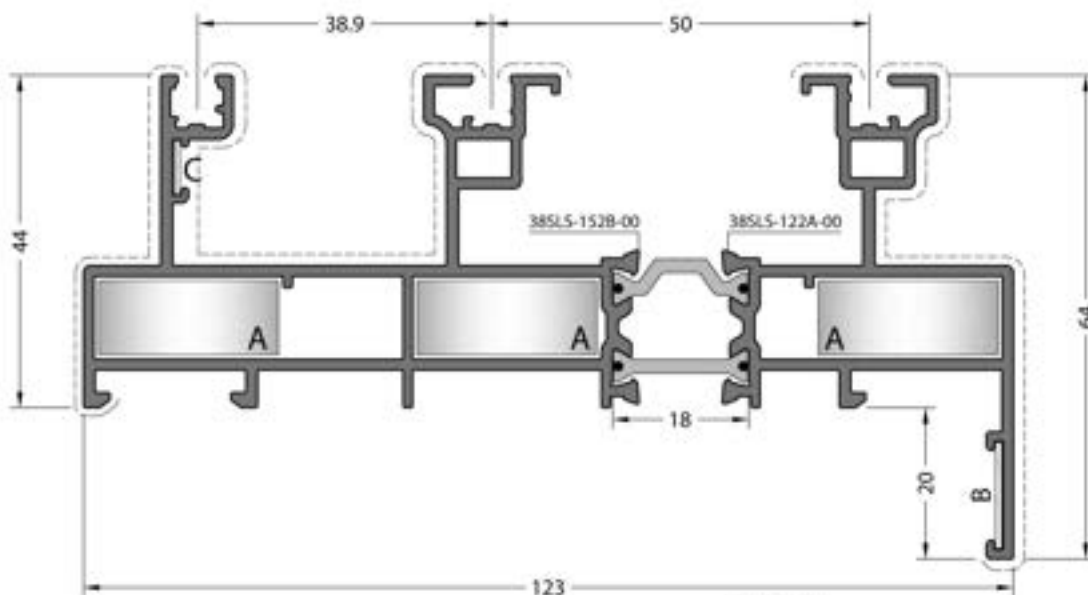

**CODE / KOD**  
**38SLS-162-00**

**THEORETICAL WEIGHT kg/m**  
TEORİK AĞIRLIK kg/m  
**2.370**

**CORNER JOINTS**  
KÖŞE BAĞLANTILAR




**DIE-CAST CORNER JOINT**  
PİMLİ BAĞLANTI



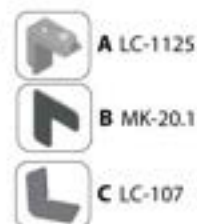
**CODE / KOD**  
**38SLS-172-00**

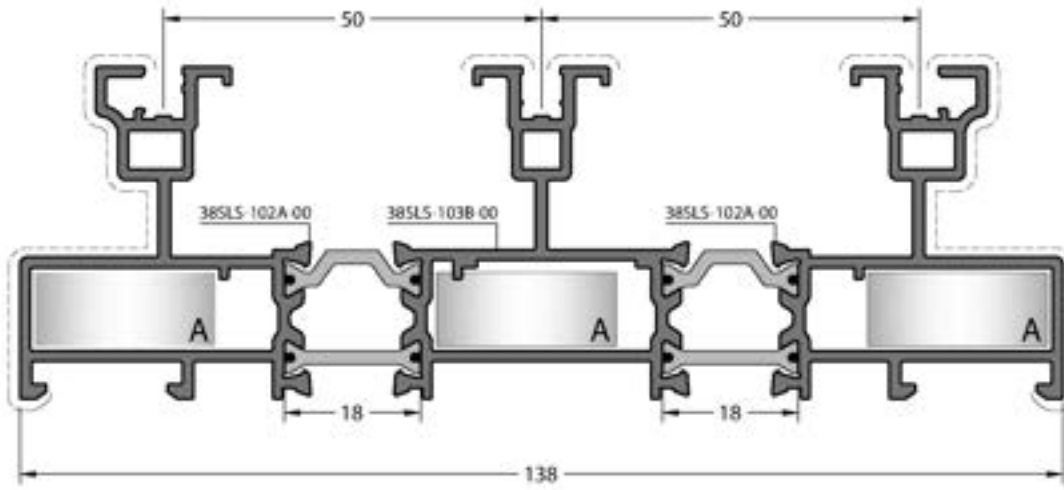
**THEORETICAL WEIGHT kg/m**  
TEORİK AĞIRLIK kg/m  
**2.234**

**CORNER JOINTS**  
KÖŞE BAĞLANTILAR



**DIE-CAST CORNER JOINT**  
PİMLİ BAĞLANTI





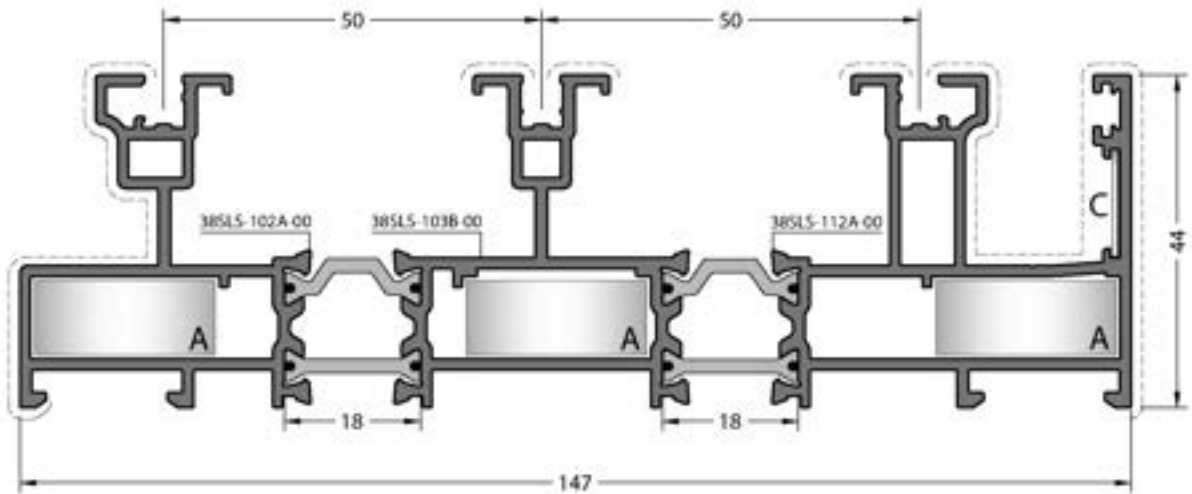
**CODE / KOD**  
**38SLS-103-00**

**THEORETICAL WEIGHT kg/m**  
TEORİK AĞIRLIK kg/m  
**2.527**

**CORNER JOINTS**  
KÖŞE BAĞLANTILAR



**DIE-CAST CORNER JOINT**  
PİMLİ BAĞLANTI



**CODE / KOD**  
**38SLS-113-00**

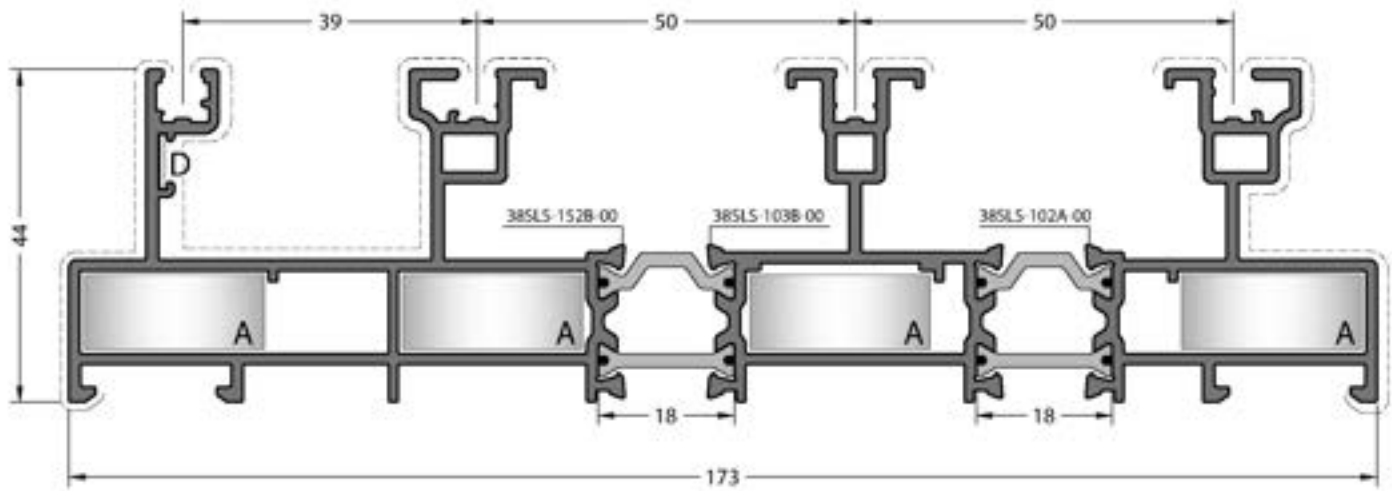
**THEORETICAL WEIGHT kg/m**  
TEORİK AĞIRLIK kg/m  
**2.747**

**CORNER JOINTS**  
KÖŞE BAĞLANTILAR



**DIE-CAST CORNER JOINT**  
PİMLİ BAĞLANTI

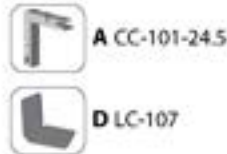




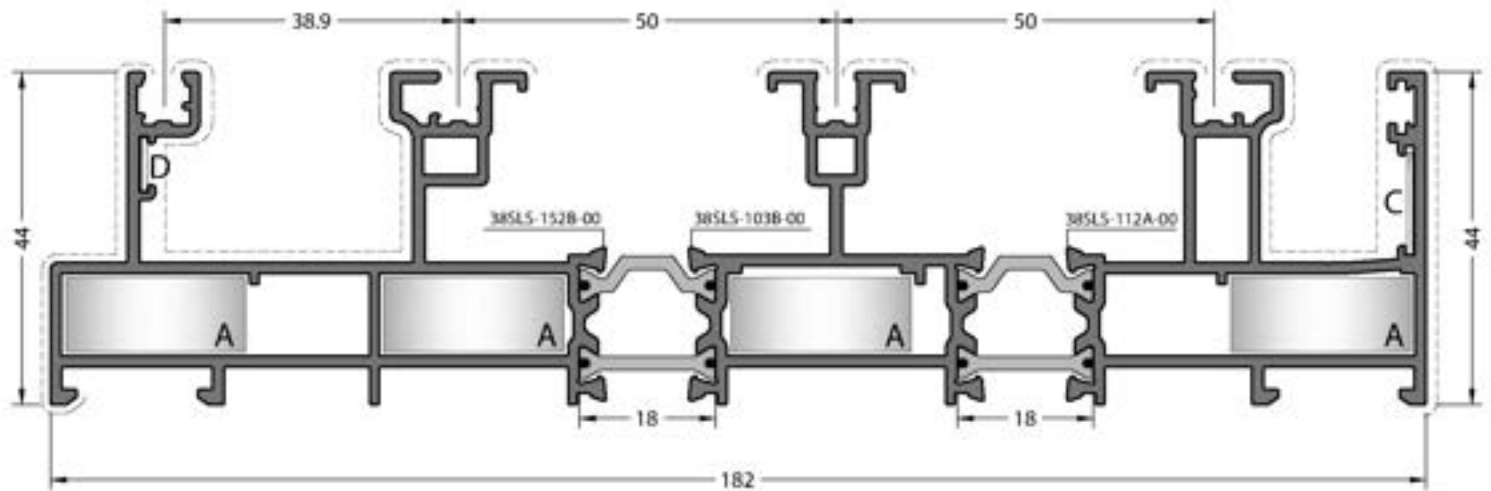
**CODE / KOD**  
**38SLS-153-00**

**THEORETICAL WEIGHT kg/m**  
TEORİK AĞIRLIK kg/m  
**3.028**

**CORNER JOINTS**  
KÖŞE BAĞLANTILAR



**DIE-CAST CORNER JOINT**  
PİMLİ BAĞLANTI




**CODE / KOD**  
**38SLS-163-00**

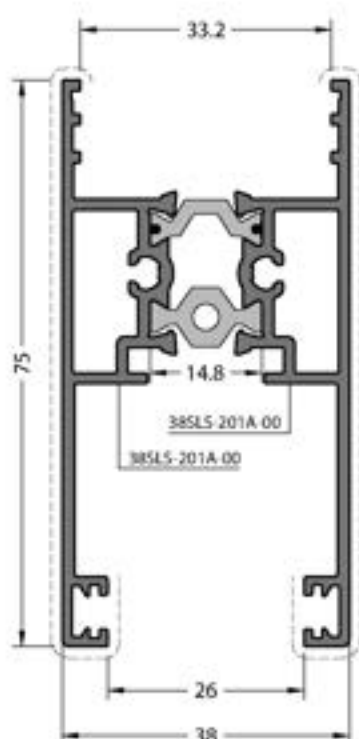
**THEORETICAL WEIGHT kg/m**  
TEORİK AĞIRLIK kg/m  
**3.248**

**CORNER JOINTS**  
KÖŞE BAĞLANTILAR



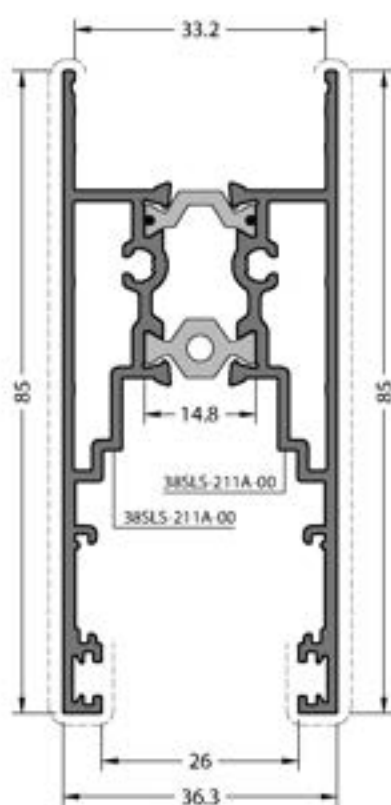
**DIE-CAST CORNER JOINT**  
PİMLİ BAĞLANTI





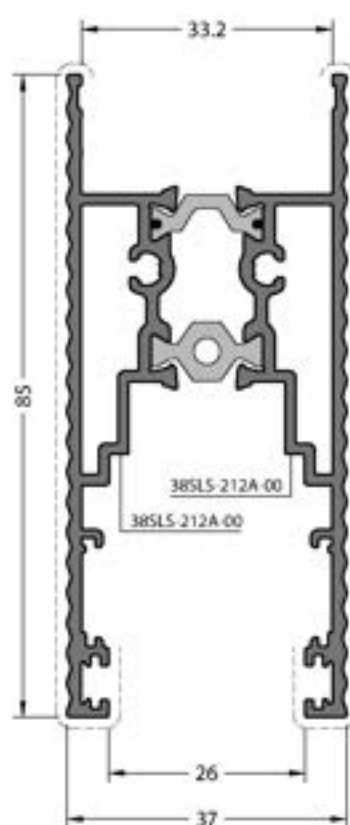
**CODE / KOD**  
**38SLS-201-00**

**THEORETICAL WEIGHT kg/m**  
TEORİK AĞIRLIK kg/m  
**1.340**



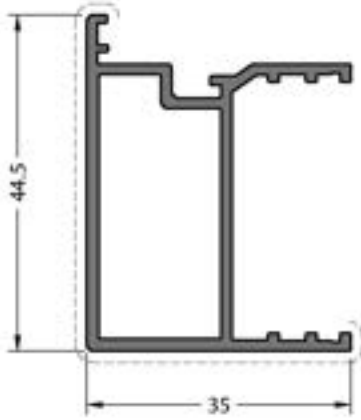
**CODE / KOD**  
**38SLS-211-00**

**THEORETICAL WEIGHT kg/m**  
TEORİK AĞIRLIK kg/m  
**1.512**



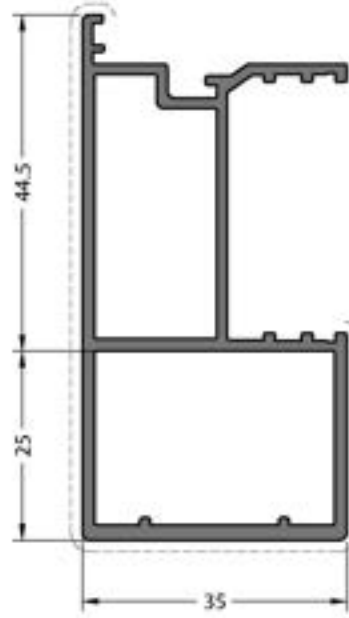
**CODE / KOD**  
**38SLS-212-00**

**THEORETICAL WEIGHT kg/m**  
TEORİK AĞIRLIK kg/m  
**1.582**



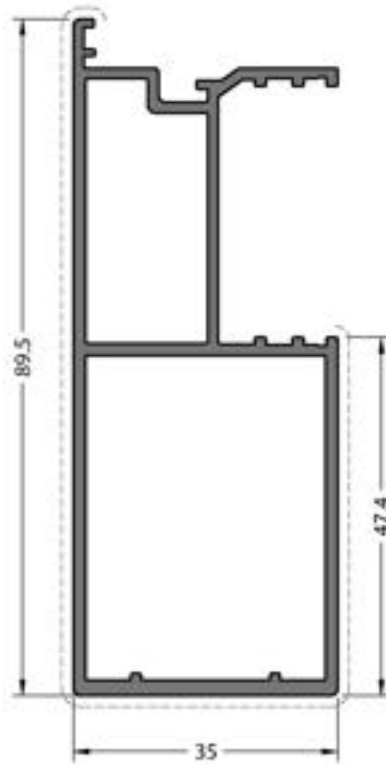
**CODE / KOD**  
**38SLS-221-00**

**THEORETICAL WEIGHT kg/m**  
TEORİK AĞIRLIK kg/m  
**0.633**



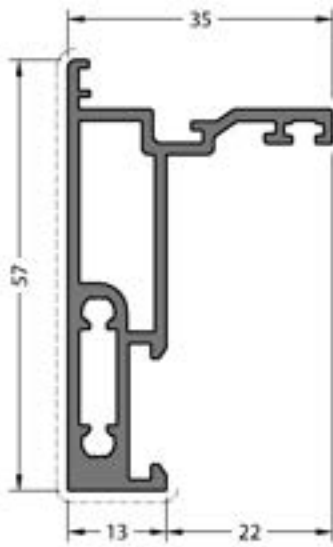
**CODE / KOD**  
**38SLS-222-00**

**THEORETICAL WEIGHT kg/m**  
TEORİK AĞIRLIK kg/m  
**1.028**



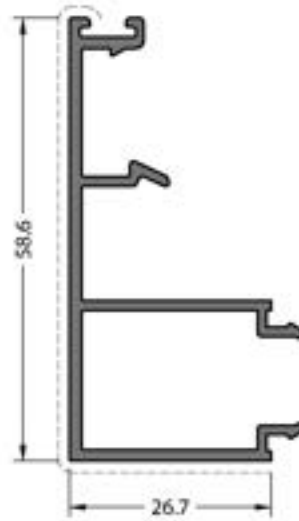
**CODE / KOD**  
**38SLS-224-00**

**THEORETICAL WEIGHT kg/m**  
TEORİK AĞIRLIK kg/m  
**1.200**



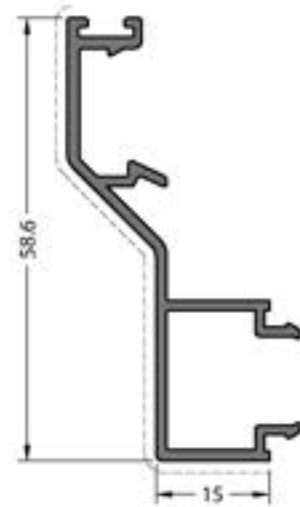
**CODE / KOD**  
**38SLS-401-00**

**THEORETICAL WEIGHT kg/m**  
TEORİK AĞIRLIK kg/m  
**0.818**



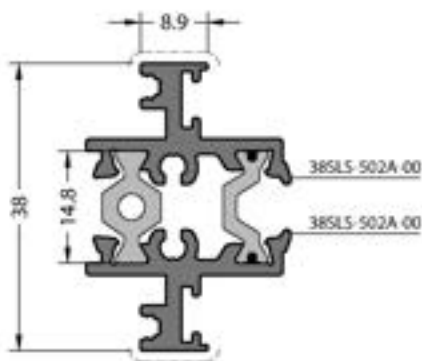
**CODE / KOD**  
**38SLS-402-00**

**THEORETICAL WEIGHT kg/m**  
TEORİK AĞIRLIK kg/m  
**0.593**



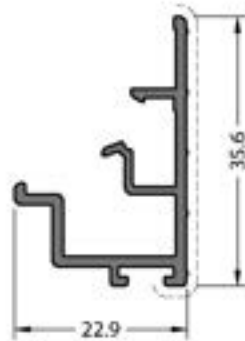
**CODE / KOD**  
**38SLS-403-00**

**THEORETICAL WEIGHT kg/m**  
TEORİK AĞIRLIK kg/m  
**0.492**



**CODE / KOD**  
**38SLS-502-00**

**THEORETICAL WEIGHT kg/m**  
TEORİK AĞIRLIK kg/m  
**0.798**



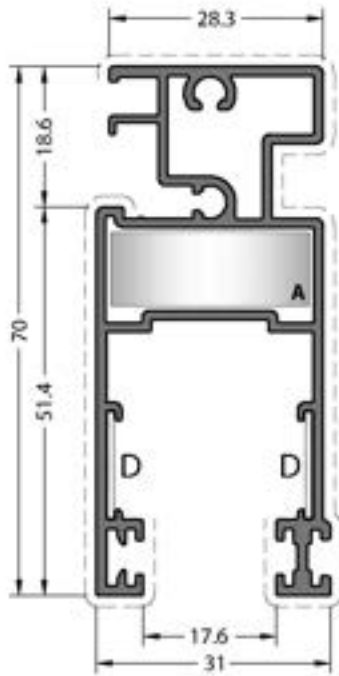
**CODE / KOD**  
**38SLS-421-00**

**THEORETICAL WEIGHT kg/m**  
TEORİK AĞIRLIK kg/m  
**0.329**



**CODE / KOD**  
**38SLS-520-00**

**THEORETICAL WEIGHT kg/m**  
TEORİK AĞIRLIK kg/m  
**0.290**



**CODE / KOD**  
**38SLS-251-00**

**THEORETICAL WEIGHT kg/m**  
TEORİK AĞIRLIK kg/m  
**1.012**

**CORNER JOINTS**  
KÖŞE BAĞLANTILAR



**A CC-101-26.5**



**D MK-20.1**

**DIE-CAST CORNER JOINT**  
FİMİLİ BAĞLANTI



**A LC-1127**

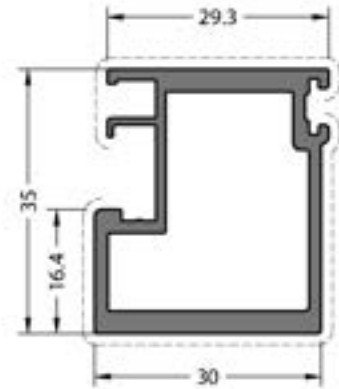


**D MK-20.1**



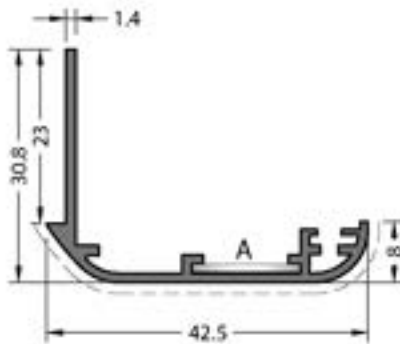
**CODE / KOD**  
**38T-252-00**

**THEORETICAL WEIGHT kg/m**  
TEORİK AĞIRLIK kg/m  
**0.084**



**CODE / KOD**  
**38SLS-252-00**

**THEORETICAL WEIGHT kg/m**  
TEORİK AĞIRLIK kg/m  
**0.774**



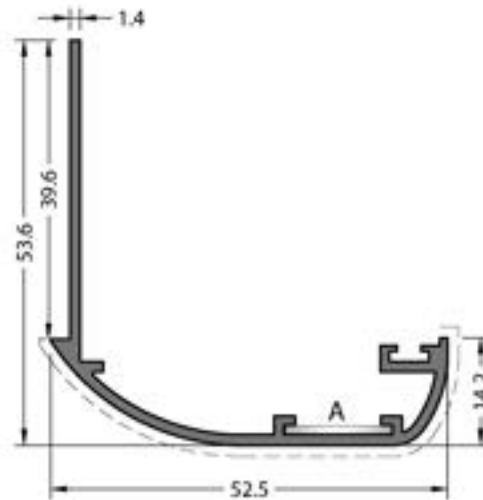
**CODE / KOD**  
**07-102-00**

**THEORETICAL WEIGHT kg/m**  
TEORİK AĞIRLIK kg/m  
**0.324**

**CORNER JOINT**  
KÖŞE BAĞLANTI



**A MK-20.1**




**CODE / KOD**  
**07-103-00**

**THEORETICAL WEIGHT kg/m**  
TEORİK AĞIRLIK kg/m  
**0.488**

**CORNER JOINT**  
KÖŞE BAĞLANTI



**A MK-20.1**



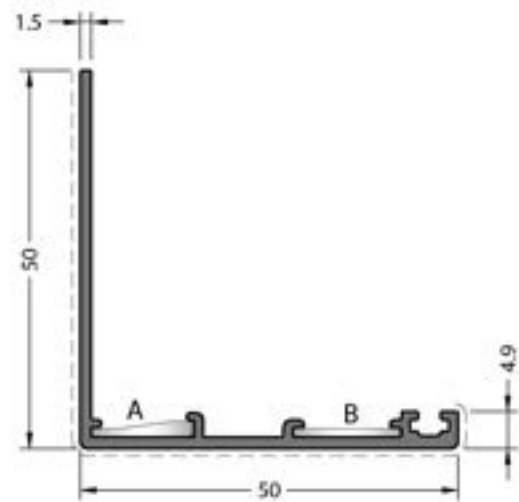
**CODE / KOD**  
**07-105-00**

**THEORETICAL WEIGHT kg/m**  
TEORİK AĞIRLIK kg/m  
**0.875**

**CORNER JOINT**  
KÖŞE BAĞLANTI



**A LC-122**



**CODE / KOD**  
**07-108-015**

**THEORETICAL WEIGHT kg/m**  
TEORİK AĞIRLIK kg/m  
**0.462**

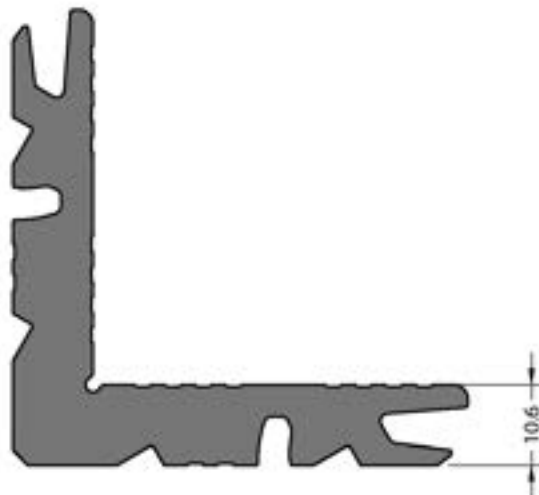
**CORNER JOINTS**  
KÖŞE BAĞLANTILAR



**A LC-122**



**B MK-20.1**

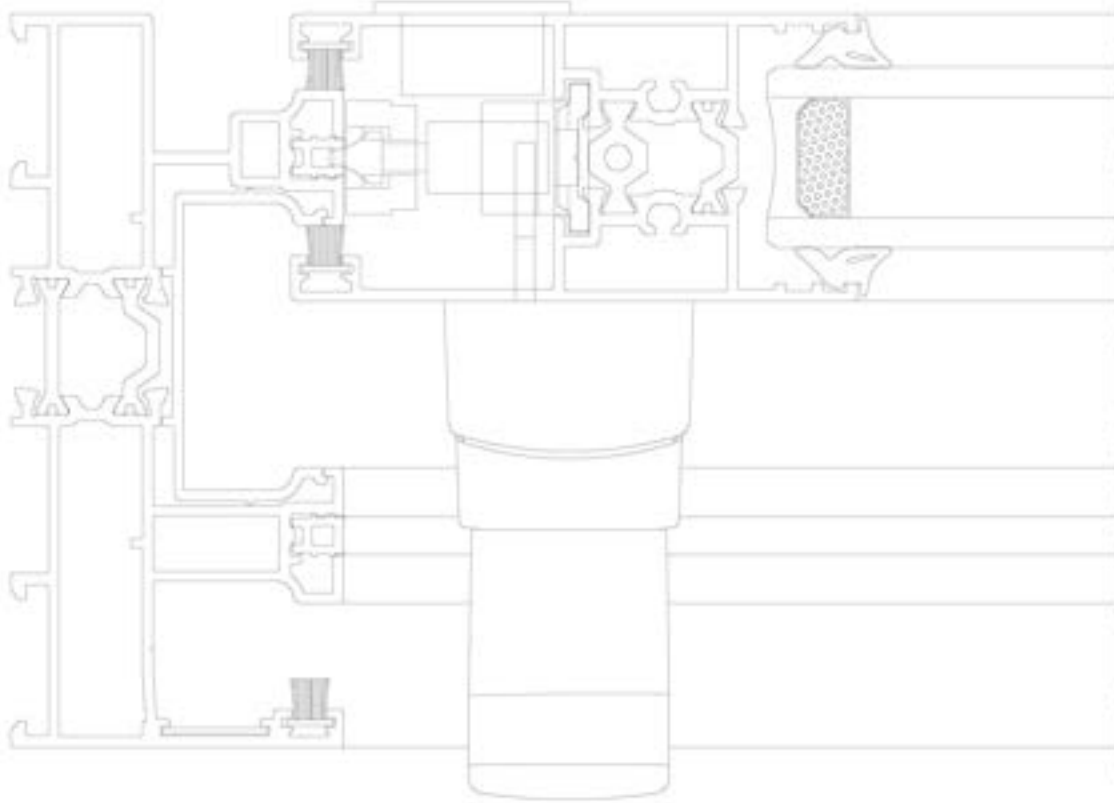


**Mil Finish / Pres**  
**No visible surface.** / Görünür yüzeyi yoktur.

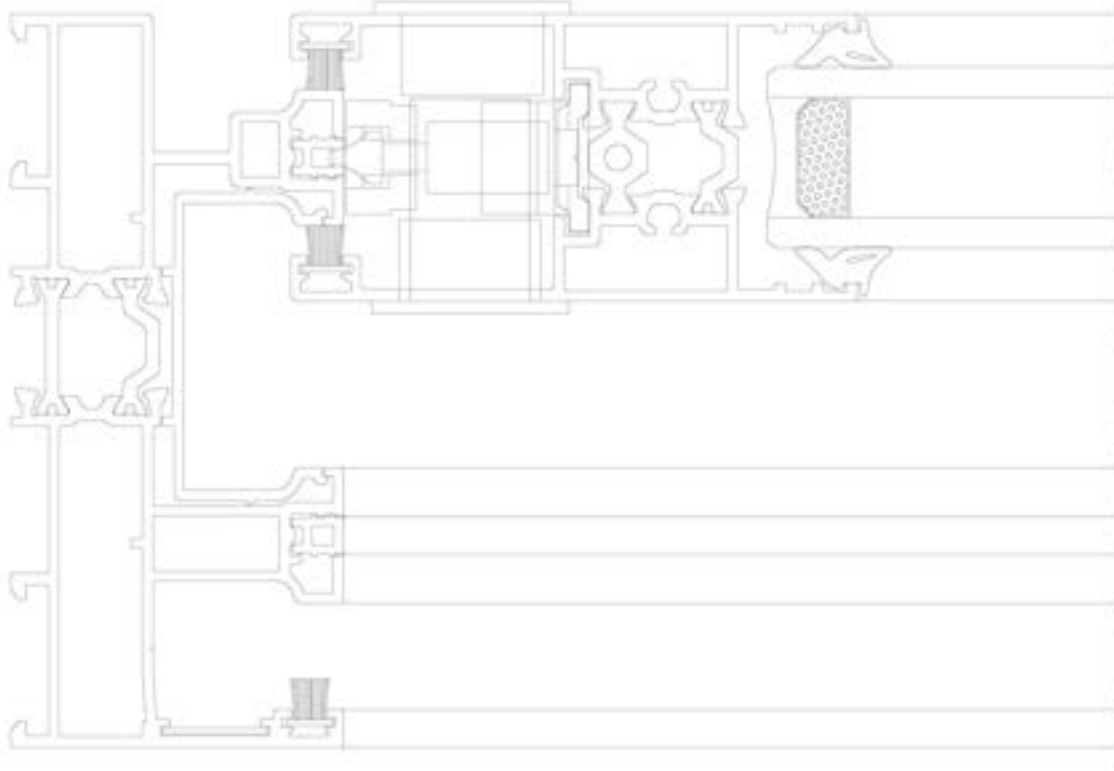
**CODE / KOD**  
**09-101-00**

**THEORETICAL WEIGHT kg/m**  
TEORİK AĞIRLIK kg/m  
**2.570**

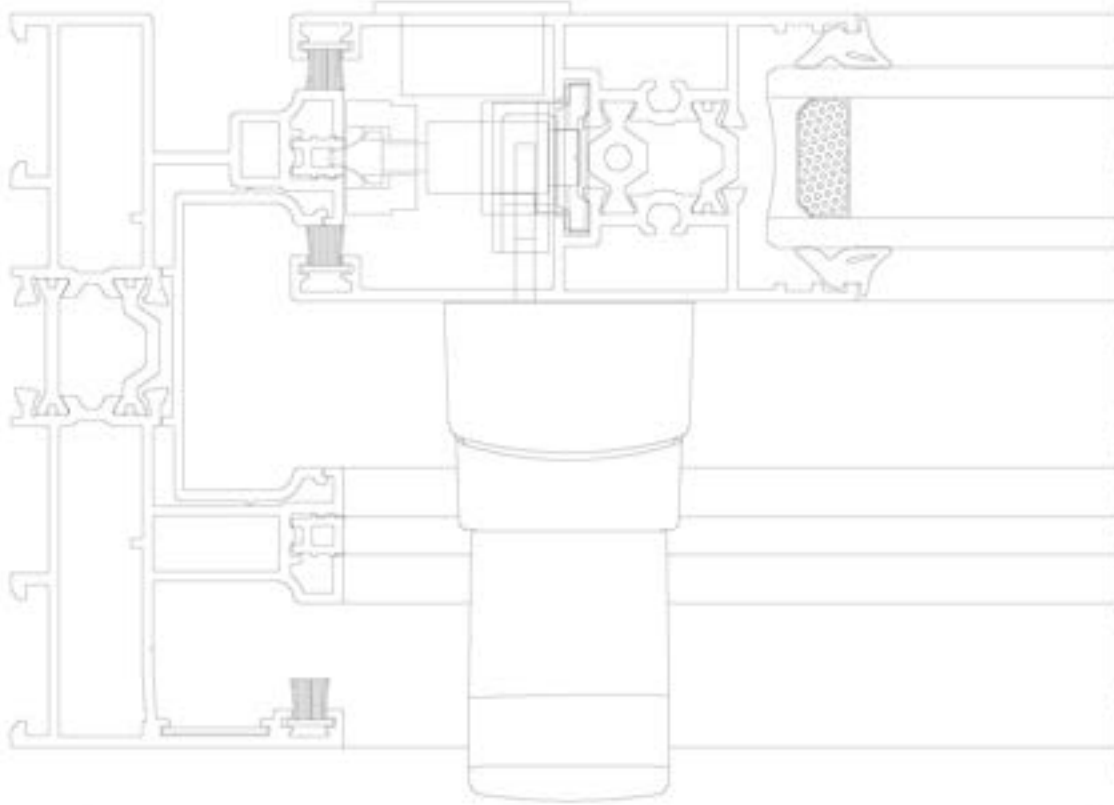
DETAILS  
DETAYLAR

**SLIDING ACCESSORIES VARIETIES**  
**SÜRME VE AKSEUAR ÇEŞİTLERİ**
**OPTION / OPSİYON - 01**


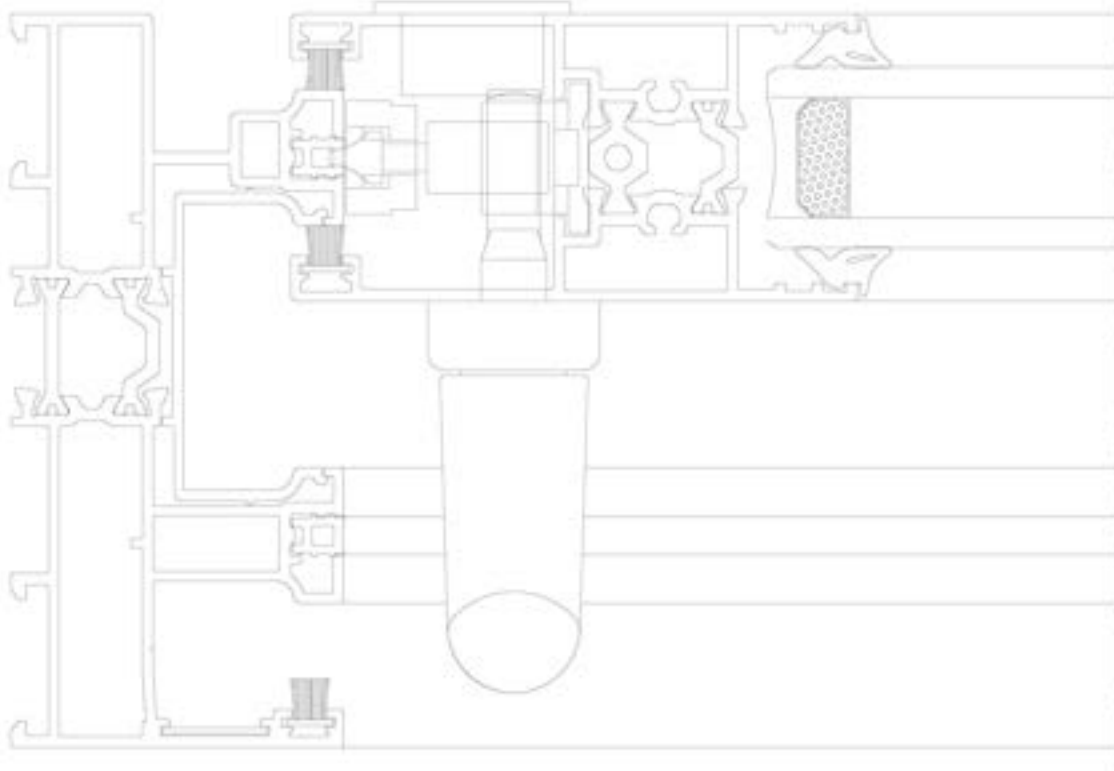
	CODE KOD	VIEW RESİM	DESCRIPTION AÇIKLAMA	QUANTITY MİKTAR
<b>OPTION / OPSİYON - 01</b>	<b>008.07.9027</b> RAL 9005		<b>CREMONE HANDLE WITH SINGLE PIN</b> TEK DİLLİ MAÇALI KOL	<b>1 Piece / Adet</b>
	<b>008.07.9028</b> RAL 9006			
	<b>008.07.9029</b> RAL 9010			
	<b>020.98.0502</b> RAL 9005		<b>PULLING HANDLE</b> BOŞ ÇEKME KOL	<b>1 Piece / Adet</b>
	<b>020.98.0503</b> RAL 9006			
	<b>020.98.0504</b> RAL 9010			
	<b>020.93.1003</b>		<b>STRIKER</b> KARŞILIK	<b>2 Piece / Adet</b>
			<b>PIN</b> PİM	<b>2 Piece / Adet</b>
	<b>003.75.9007</b>		<b>POLYEMIDE LOCKING ROD</b> BOY TU	<b>1 Piece / Adet</b>
	<b>EM515D-72</b>		<b>DOUBLE PULLEY</b> SÜRME TEKER	<b>1 Piece / Adet</b>


**SLIDING ACCESSORIES VARIETIES**  
**SÜRME VE AKSEUAR ÇEŞİTLERİ**
**OPTION / OPSİYON - 02**


	CODE KOD	VIEW RESİM	DESCRIPTION AÇIKLAMA	QUANTITY MİKTAR
<b>OPTION / OPSİYON - 02</b>	<b>020.98.0505</b> RAL 9005		<b>CREMONE HANDLE WITH SINGLE PIN</b> TEK DİLLİ MAÇALI KOL	<b>1 Piece / Adet</b>
	<b>020.98.0506</b> RAL 9006			
	<b>020.98.0507</b> RAL 9010			
	<b>020.98.0502</b> RAL 9005		<b>PULLING HANDLE</b> BOŞ ÇEKME KOL	<b>1 Piece / Adet</b>
	<b>020.98.0503</b> RAL 9006			
	<b>020.98.0504</b> RAL 9010			
	<b>020.93.1003</b>		<b>STRIKER</b> KARŞLIK	<b>2 Piece / Adet</b>
			<b>PIN</b> PİM	<b>2 Piece / Adet</b>
	<b>003.75.9007</b>		<b>POLYAMIDE LOCKING ROD</b> BOY TU	<b>1 Piece / Adet</b>
<b>EM515D-72</b>		<b>DOUBLE PULLEY</b> SÜRME TOKER	<b>1 Piece / Adet</b>	

**SLIDING ACCESSORIES VARIETIES**  
**SÜRME VE AKSEJUAR ÇEŞİTLERİ**
**OPTION / OPSİYON - 03**


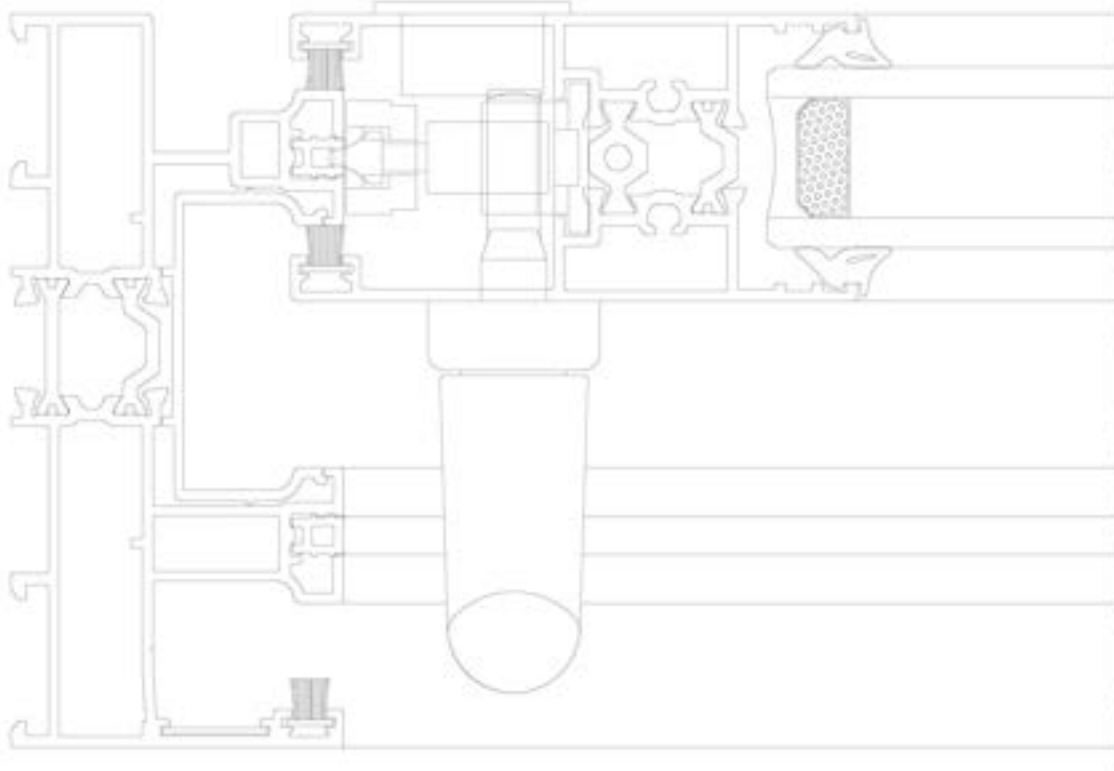
	CODE KOD	VIEW RESİM	DESCRIPTION AÇIKLAMA	QUANTITY MİKTAR
<b>OPTION / OPSİYON - 03</b>	008.07.9027		<b>CREMONE HANDLE WITH SINGLE PIN</b> TEK DİLLİ MAÇALI KOL	1 Piece / Adet
	020.98.0502 RAL 9005		<b>PULLING HANDLE</b> BOŞ ÇEKME KOL	1 Piece / Adet
	020.98.0503 RAL 9006			
	020.98.0504 RAL 9010			
	020.93.1003		<b>STRIKER</b> KARŞILIK	2 Piece / Adet
			<b>PIN</b> PİM	2 Piece / Adet
	008.10.1875		<b>CONNECTION MECHANISM</b> TEK DİLLİ KOL İLETTİŞİM EKİPMANI	1 Piece / Adet
EM51SD-72		<b>DOUBLE PULLEY</b> SÜRME TEKER	1 Piece / Adet	
EM15-200 POLYAMIDE ROD / POLYAMİD TELİ		Sash Height - 200 mm Adet Kanat Yüksekliği - 200 mm	6.005 m	

**SLIDING ACCESSORIES VARIETIES**  
**SÜRME VE AKSEUAR ÇEŞİTLERİ**
**OPTION / OPSİYON - 04**


	CODE KOD	VIEW RESİM	DESCRIPTION AÇIKLAMA	QUANTITY MİKTAR
<b>OPTION / OPSİYON - 04</b>	<b>008.25.9005</b> RAL 9005		<b>SLIDING HANDLE</b> 7 MM KARE MILLİ KOL	<b>1 Piece / Adet</b>
	<b>008.25.9006</b> RAL 9006			
	<b>008.25.9016</b> RAL 9010			
	<b>020.98.0502</b> RAL 9005		<b>PULLING HANDLE</b> BOŞ ÇEKME KOL	<b>1 Piece / Adet</b>
	<b>020.98.0503</b> RAL 9006			
	<b>020.98.0504</b> RAL 9010			
	<b>020.93.1003</b>		<b>STRIKER</b> KARŞIUK	<b>2 Piece / Adet</b>
			<b>PIN</b> PİM	<b>2 Piece / Adet</b>
	<b>020.95.1001</b>		<b>GEARBOX</b> 7 PIN İLETİŞİM EKİPMANI	<b>1 Piece / Adet</b>
	<b>EM51SD-72</b>		<b>DOUBLE PULLEY</b> SÜRME TEKER	<b>1 Piece / Adet</b>
<b>EM15-200</b> POLYAMIDE ROD / POLYAMİD TULU		Sash Height - 200 mm Adet Kanat Yüksekliği - 200 mm	<b>6.005 m</b>	

SLIDING ACCESSORIES VARIETIES  
SÜRME VE AKSEUAR ÇEŞİTLERİ

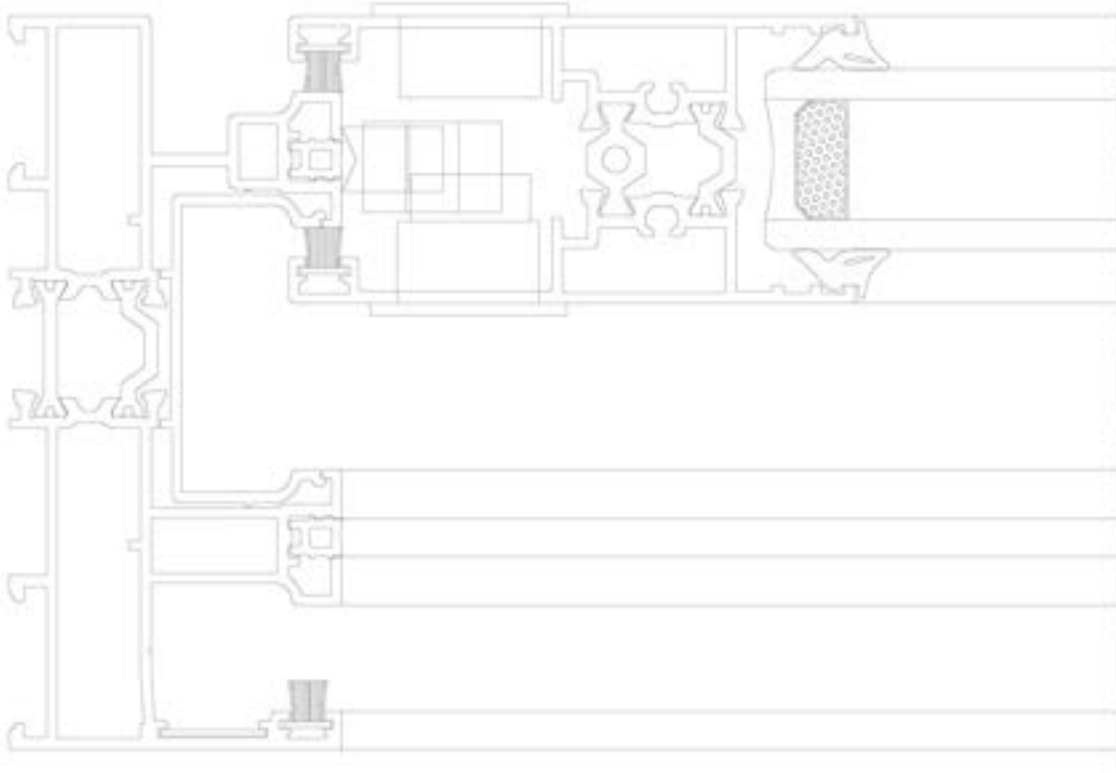
OPTION / OPSİYON - 05



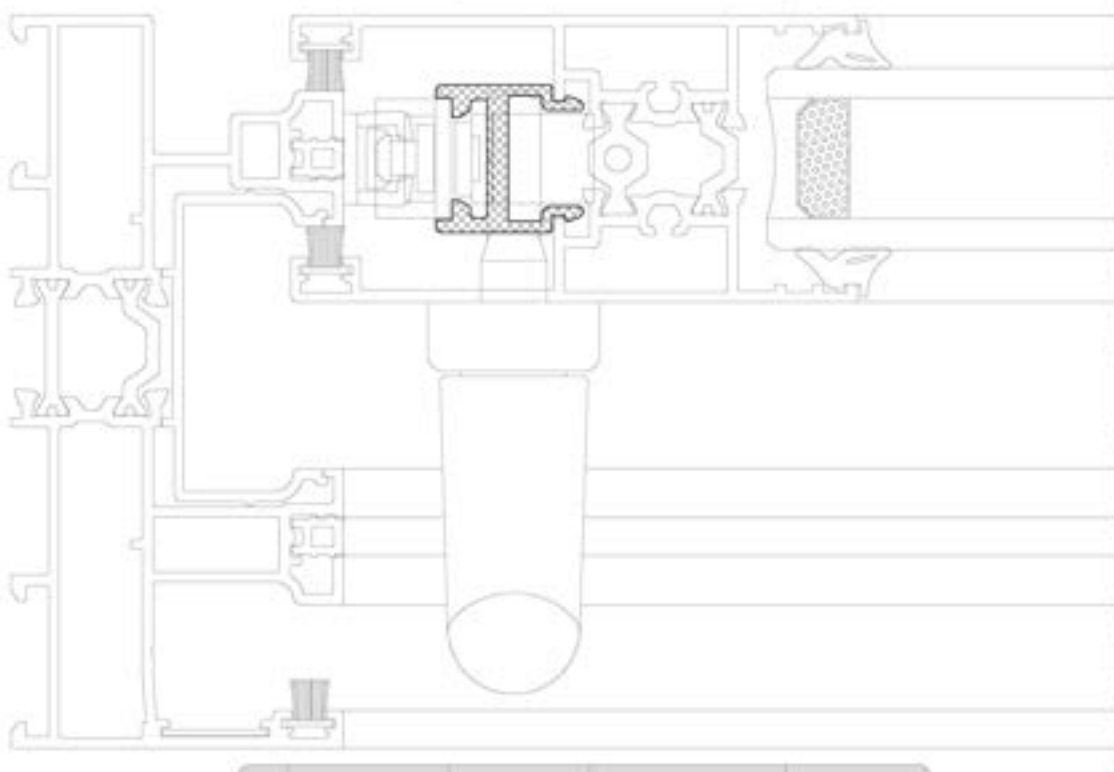
	CODE KOD	VIEW RESİM	DESCRIPTION AÇIKLAMA	QUANTITY MİKTAR
OPTION / OPSİYON - 05	008.25.9005 RAL 9005		<b>SLIDING HANDLE</b> 7 MM KARE MILLİ KOL	1 Piece / Adet
	008.25.9006 RAL 9006			
	008.25.9016 RAL 9010			
	020.98.0502 RAL 9005		<b>PULLING HANDLE</b> BOŞ ÇEKME KOL	1 Piece / Adet
	020.98.0503 RAL 9006			
	020.98.0504 RAL 9010			
	020.93.1003		<b>STRIKER</b> KARŞILIK	2 Piece / Adet
			<b>PIN</b> PİM	2 Piece / Adet
	020.95.1001		<b>GEARBOX</b> 7 PIN İLETİŞİM EKİPMANI	1 Piece / Adet
	020.95.2500		<b>LOCKING MECHANISM</b> KİLİT MEKANİZMASI	1 Piece / Adet
	EM51SD-72		<b>DOUBLE PULLEY</b> SÜRME TEKER	1 Piece / Adet
	EM15-200 POLYAMIDE ROD / POLYAMİD TELİ		Sash Height - 200 mm Adet Kanat Yüksekliği - 200 mm	6.005 m






SLIDING ACCESSORIES VARIETIES  
SÜRME VE AKSEUAR ÇEŞİTLERİ

OPTION / OPSİYON - 06



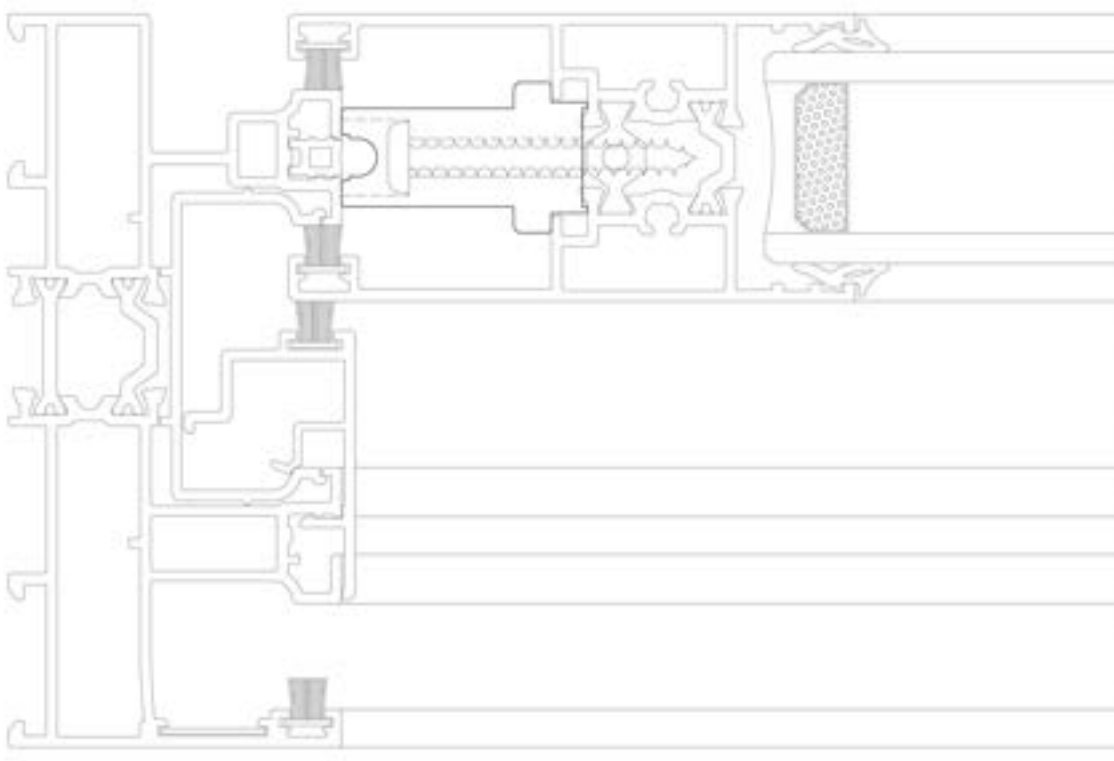
	CODE KOD	VIEW RESİM	DESCRIPTION AÇIKLAMA	QUANTITY MİKTAR
OPTION / OPSİYON - 06	020.98.0502 RAL 9005		<b>PULLING HANDLE</b> BOŞ ÇEKME KOL	1 Piece / Adet
	020.98.0503 RAL 9006			
	020.98.0504 RAL 9010			
	008.12.9005 RAL 9005		<b>EMBEDDING HANDLE AND STRIKER</b> HAVUZ, KOL VE KARŞILIĞI	1 Piece / Adet
	008.12.9006 RAL 9006			
	008.12.9016 RAL 9010			
	EM51SD-72		<b>DOUBLE PULLEY</b> SÜRME TEKER	1 Piece / Adet




**SLIDING ACCESSORIES VARIETIES**  
**SÜRME VE AKSEUAR ÇEŞİTLERİ**
**OPTION / OPSİYON - 07**


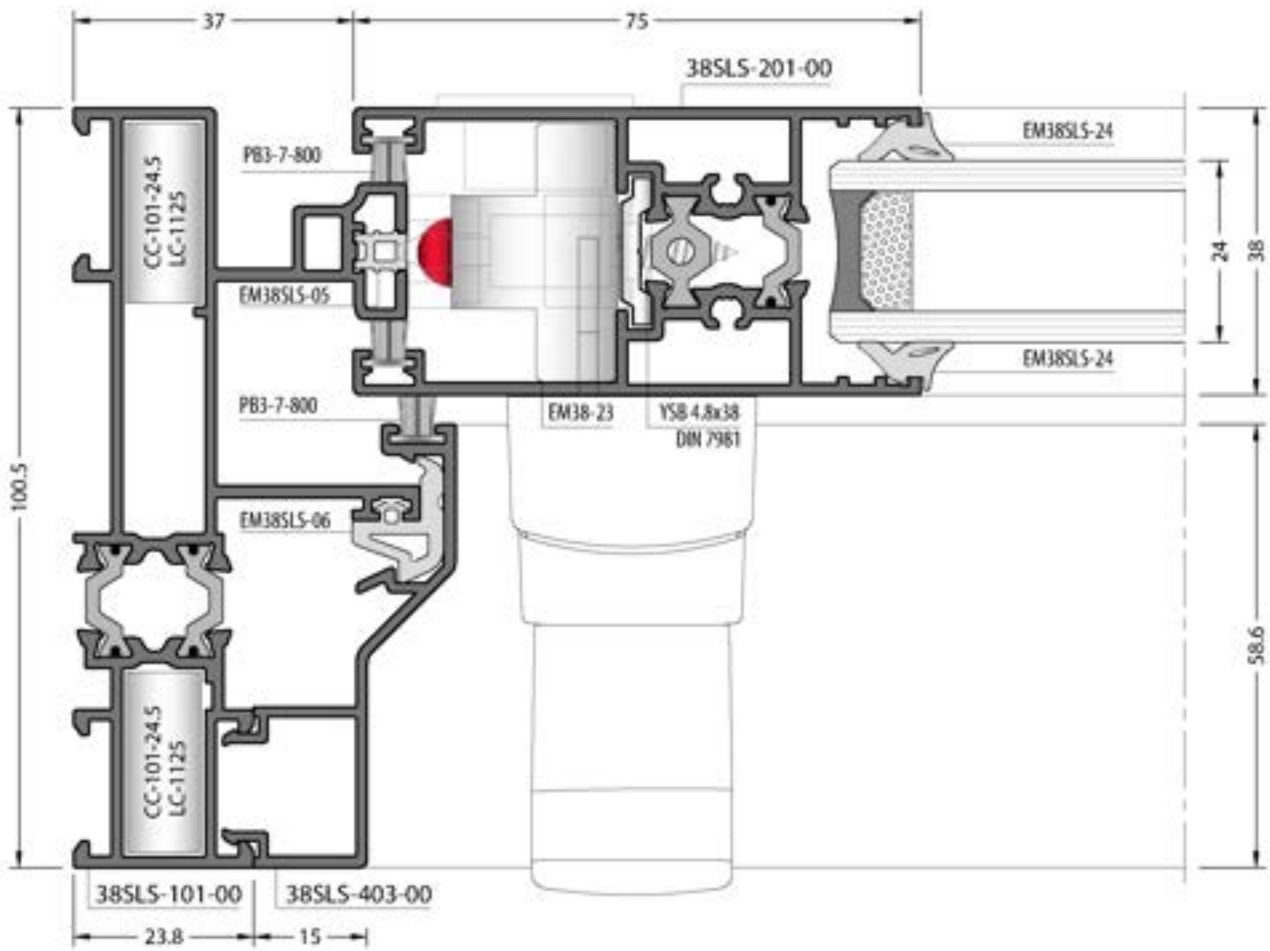
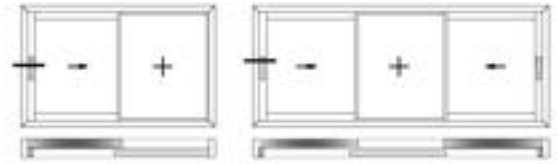
CODE KOD	VIEW GÖRÜŞ	DESCRIPTION AÇIKLAMA	QUANTITY MİKTAR
008.25.9005 881 9005		<b>SLIDING HANDLE</b>	1 Piece / Adet
008.25.9006 881 9006		7 mm KARL MULLER	
008.25.9016 881 9016			
023.51.0401		<b>PVC ESPAGNOLETTE</b> PVC SPANYOLU 7.5 AĞ. 490 mm	1 Piece / Adet
023.51.0402		<b>PVC ESPAGNOLETTE</b> PVC SPANYOLU 7.5 AĞ. 600 mm	
023.51.0403		<b>PVC ESPAGNOLETTE</b> PVC SPANYOLU 7.5 AĞ. 800 mm	
023.51.0404		<b>PVC ESPAGNOLETTE</b> PVC SPANYOLU 7.5 AĞ. 1000 mm	
023.51.0405		<b>PVC ESPAGNOLETTE</b> PVC SPANYOLU 7.5 AĞ. 1200 mm	
023.51.0406		<b>PVC ESPAGNOLETTE</b> PVC SPANYOLU 7.5 AĞ. 1400 mm	
023.51.0407		<b>PVC ESPAGNOLETTE</b> PVC SPANYOLU 7.5 AĞ. 1600 mm	
023.51.0408		<b>PVC ESPAGNOLETTE</b> PVC SPANYOLU 7.5 AĞ. 1800 mm	
023.51.0409		<b>PVC ESPAGNOLETTE</b> PVC SPANYOLU 7.5 AĞ. 2000 mm	
023.51.0410		<b>PVC ESPAGNOLETTE</b> PVC SPANYOLU 7.5 AĞ. 2200 mm	
023.51.0011		<b>STIRRER</b> KARSLIK	2 Piece / Adet
EM385LS-211		<b>U-PLASTIK</b> U-PLASTIC	Sech Height : 100 mm Sevki Hükümlüğü : 100 mm
EM515D-72		<b>DOUBLE PULLEY</b> SÜRME TUKAŞI	1 Piece / Adet

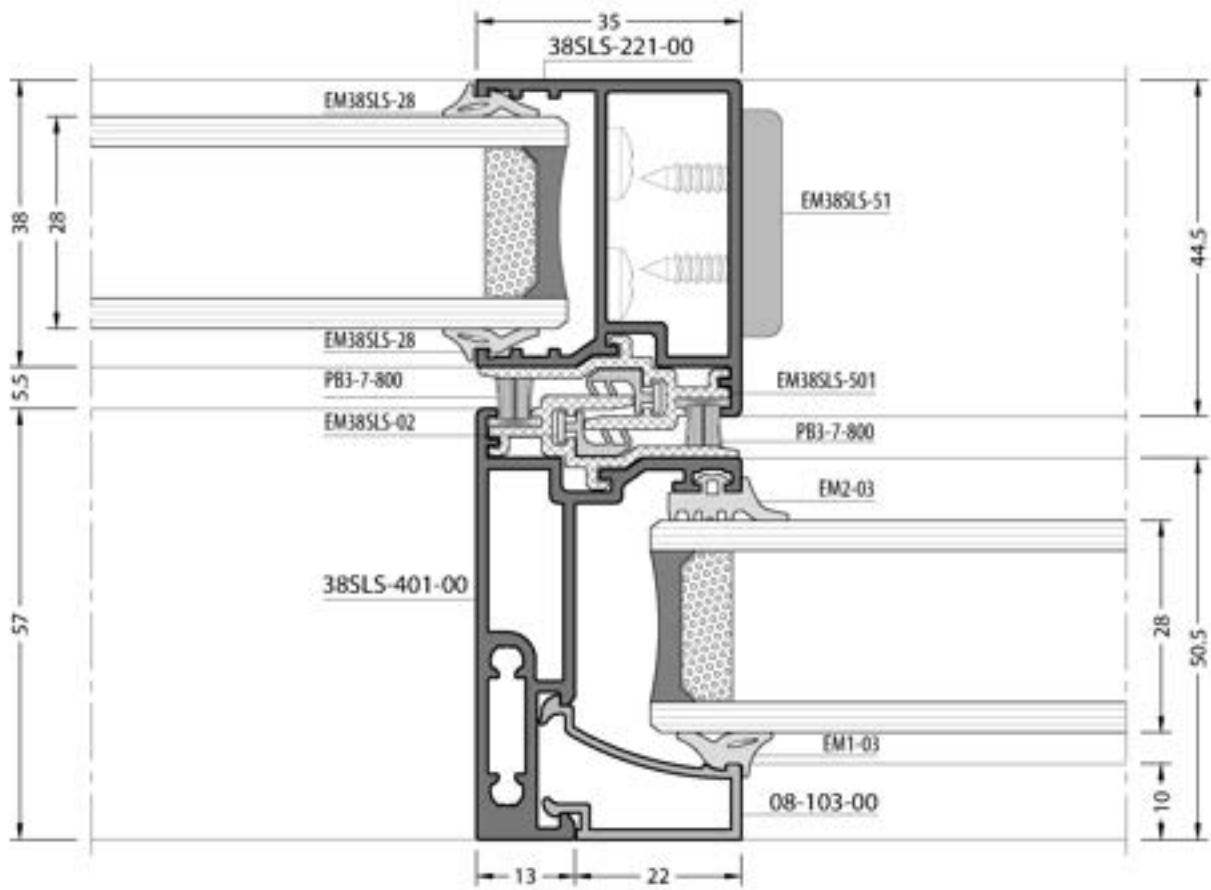

**SLIDING ACCESSORIES VARIETIES**  
**SÜRME VE AKSEUAR ÇEŞİTLERİ**

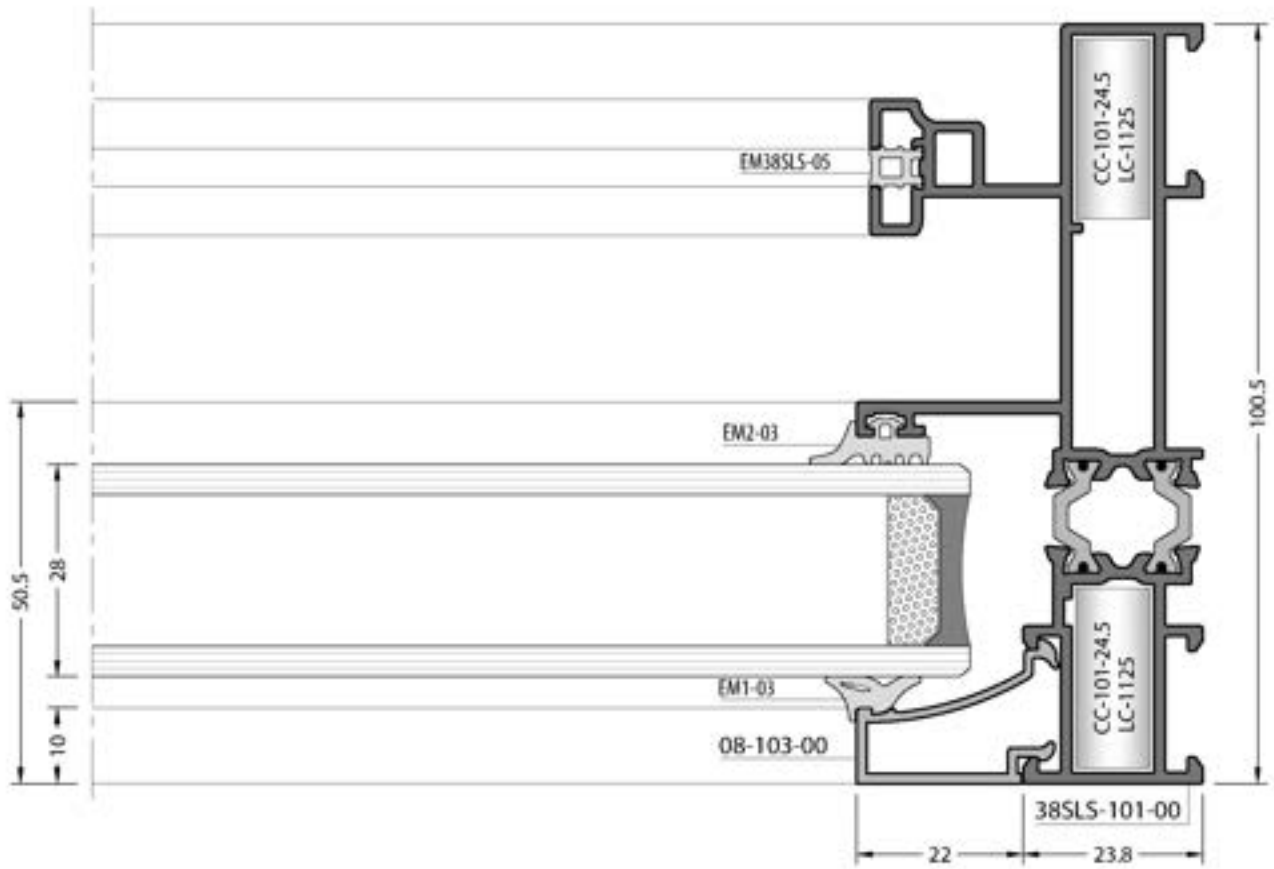

**OPTION / OPSİYON - 08**

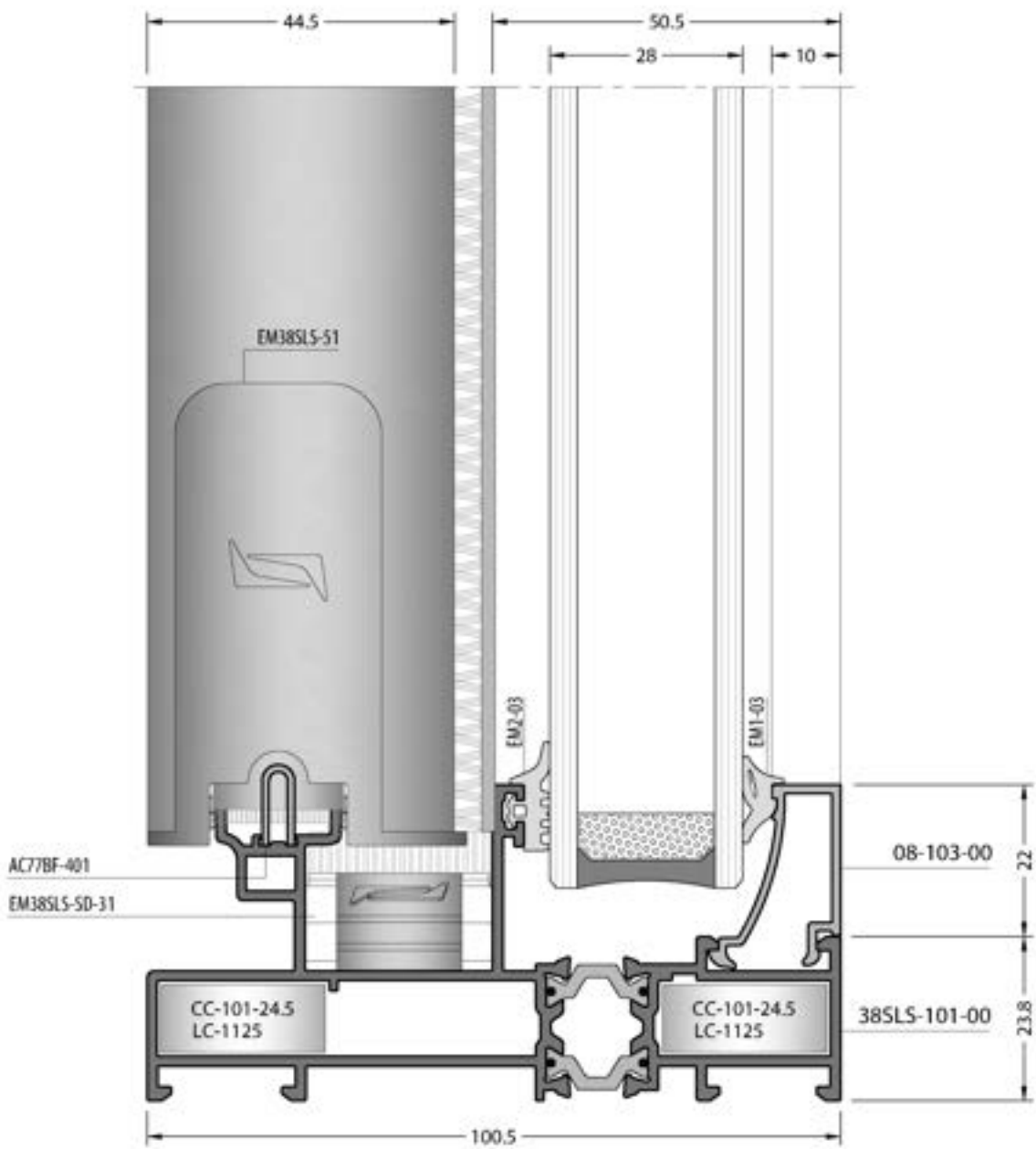



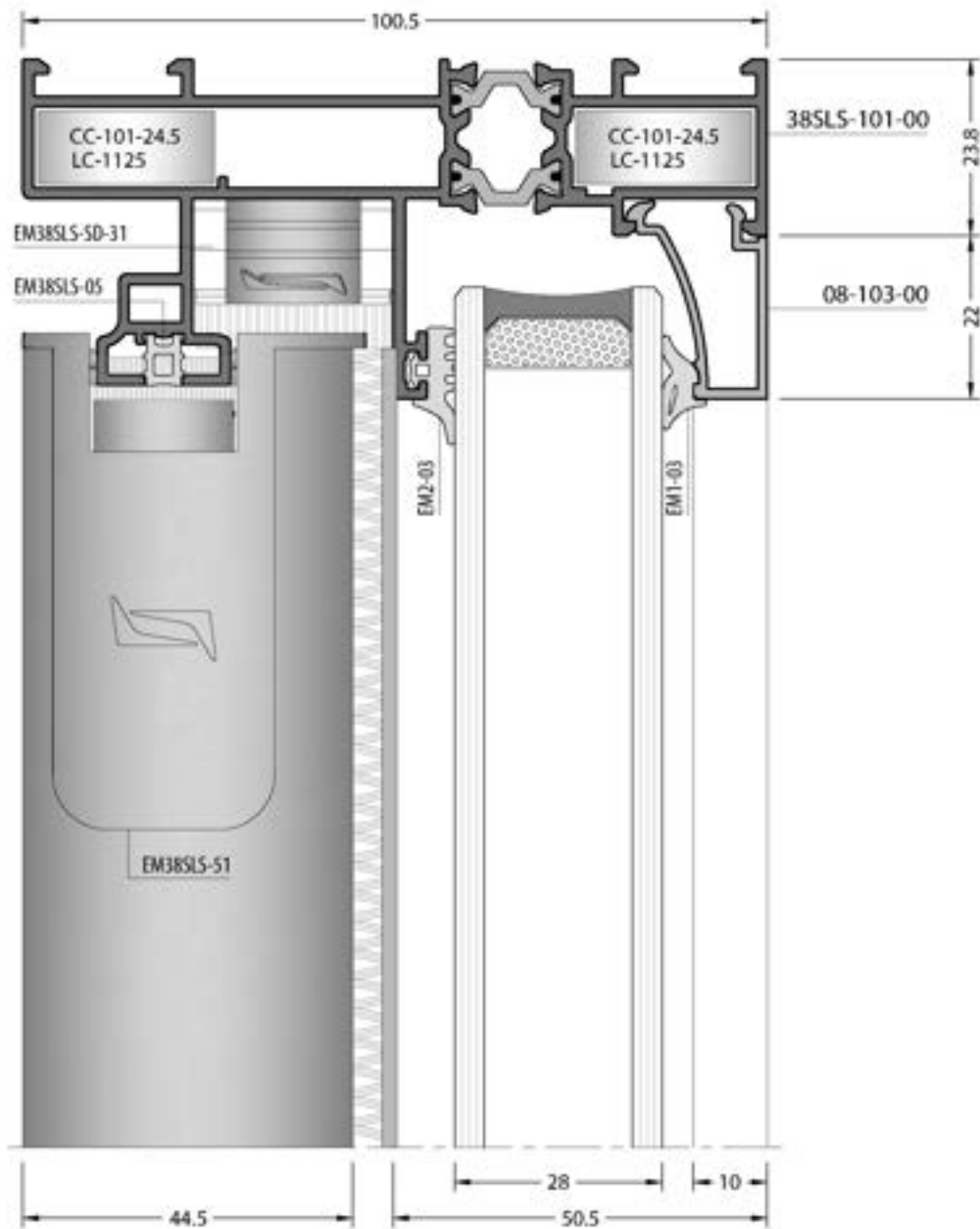

	CODE KOD	VIEW RESİM	DESCRIPTION AÇIRLAMA	QUANTITY MİKTAR
<b>OPTION / OPSİYON - 08</b>	<b>020.93.1003</b>		<b>STRIKER &amp; PIN</b> KARŞILIK & PİM	<b>2 Piece / Adet</b>
				<b>2 Piece / Adet</b>
	<b>003.75.9007</b>		<b>POLYEMIDE LOCKING ROD</b> BOY TU	<b>1500mm</b>
	<b>003.75.9008</b>			<b>750mm</b>
<b>EM09-0001</b>		<b>CAP</b> KAPAK	<b>1 Piece / Adet</b>	

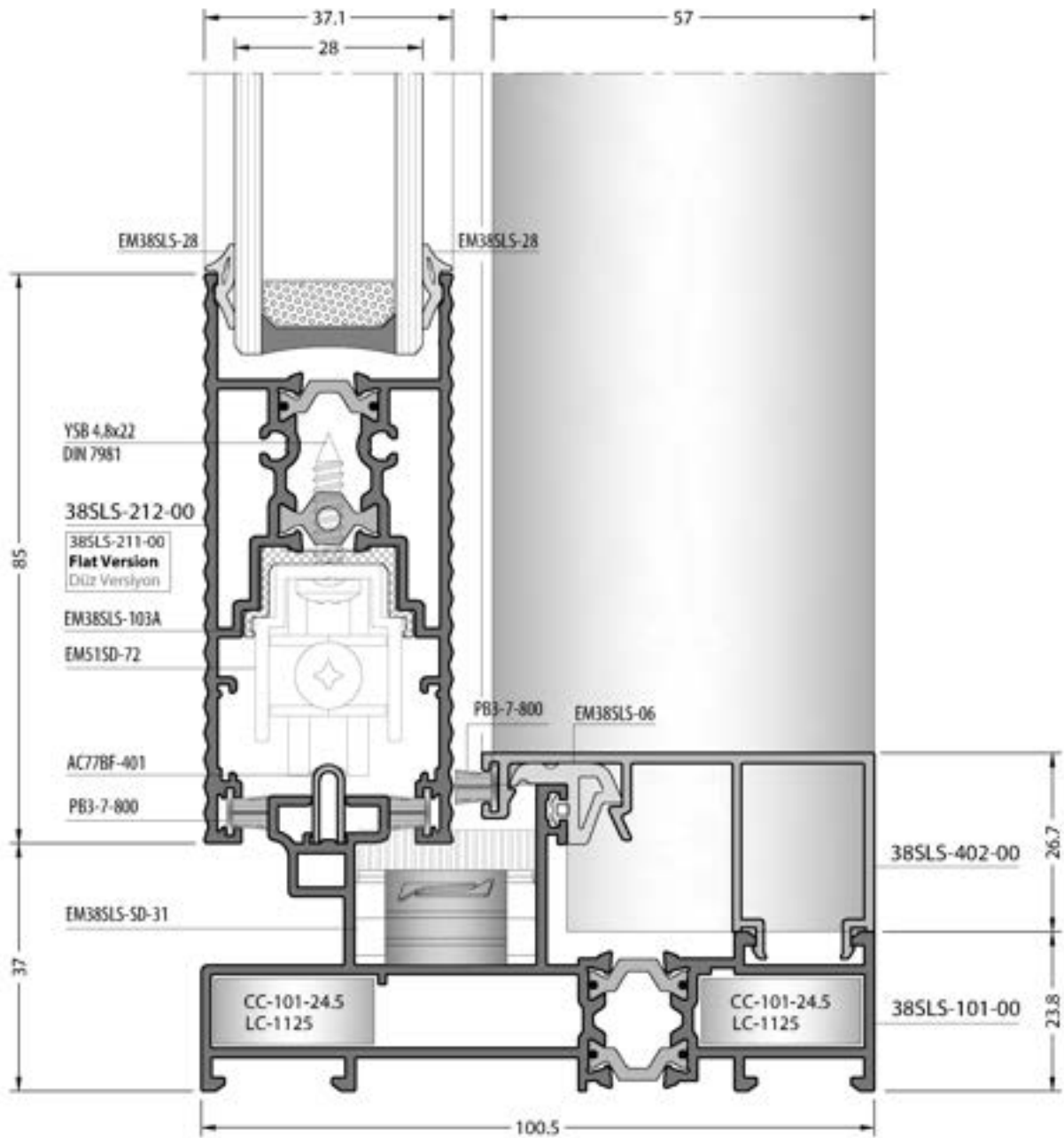



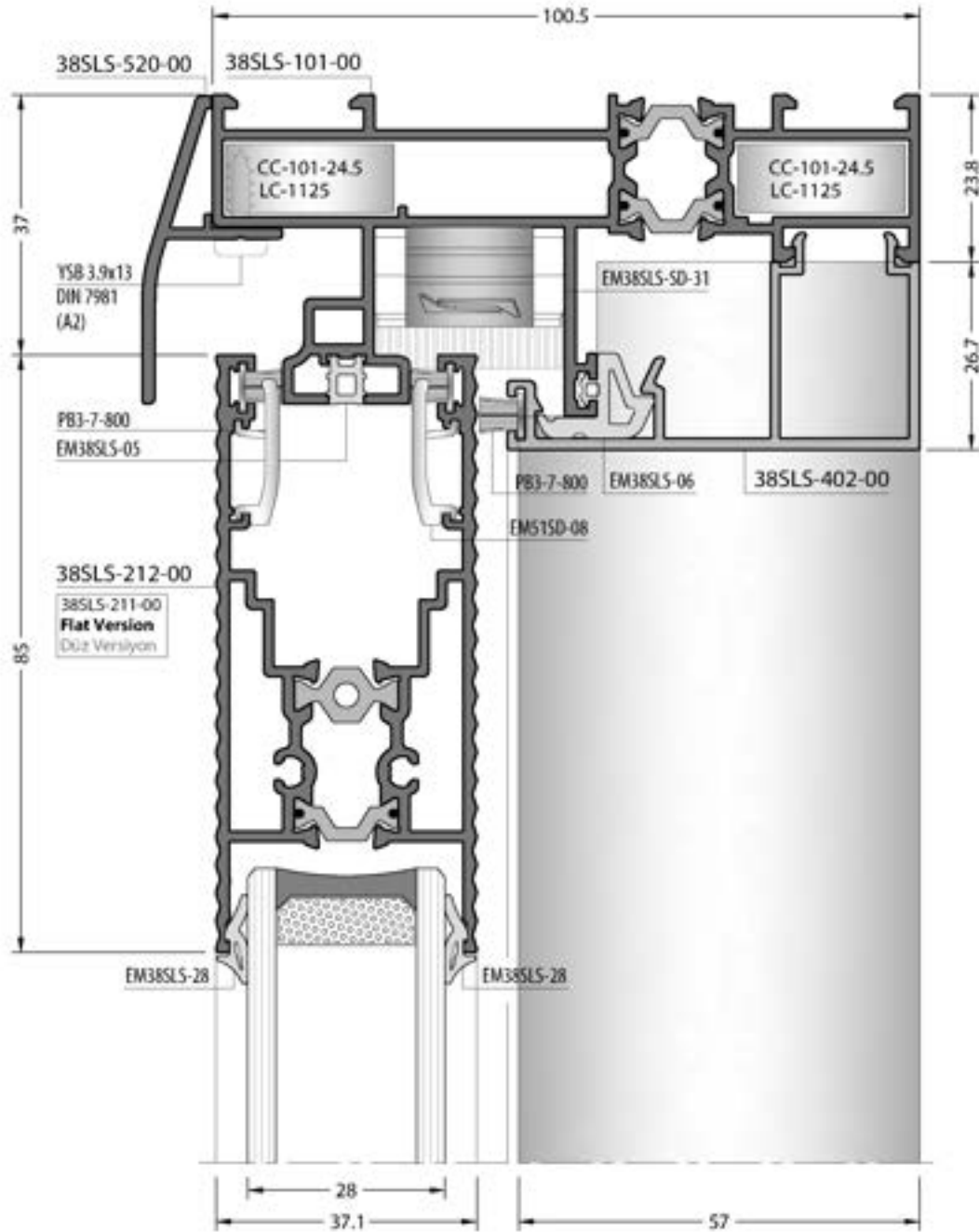


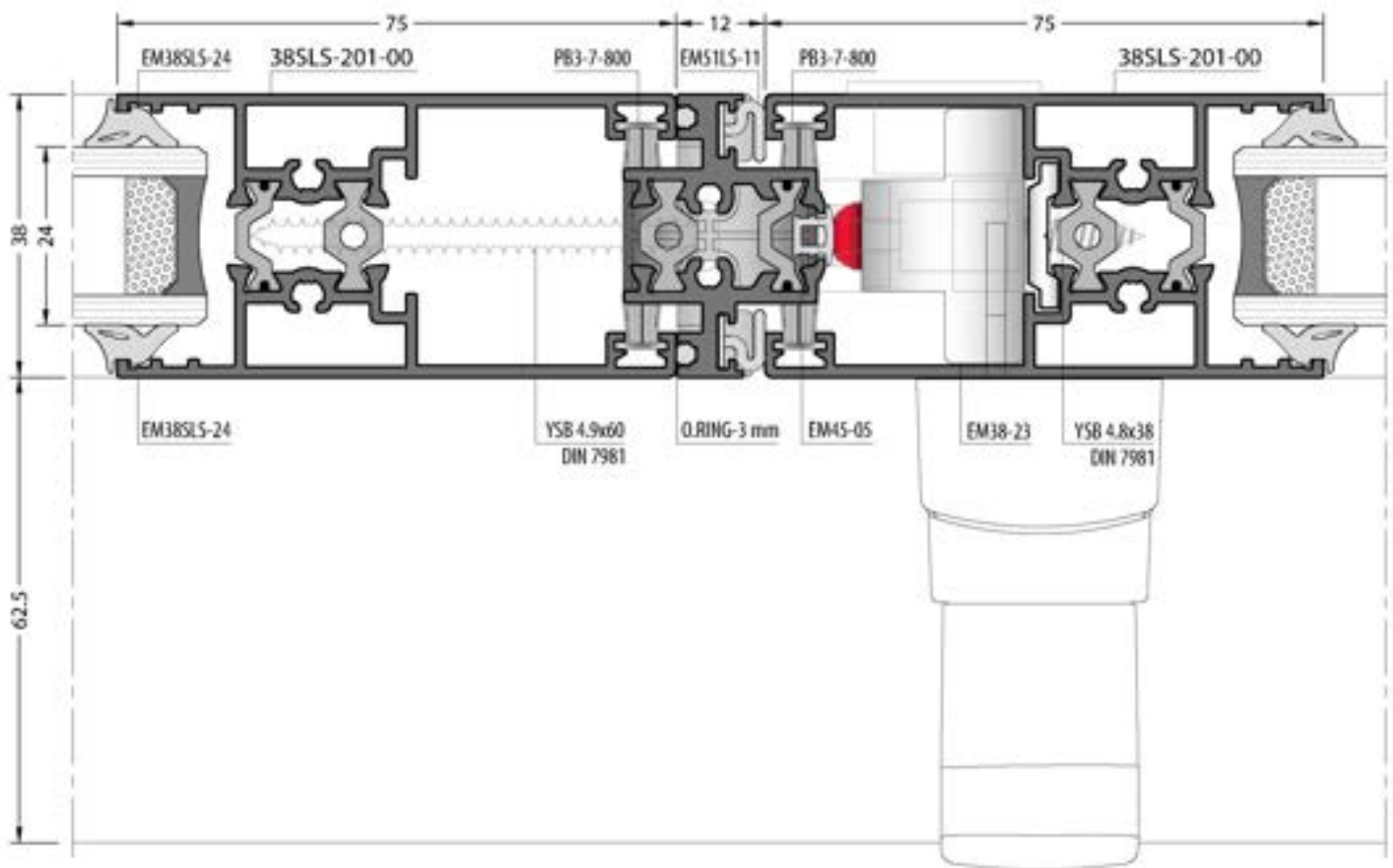
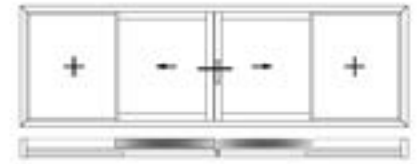


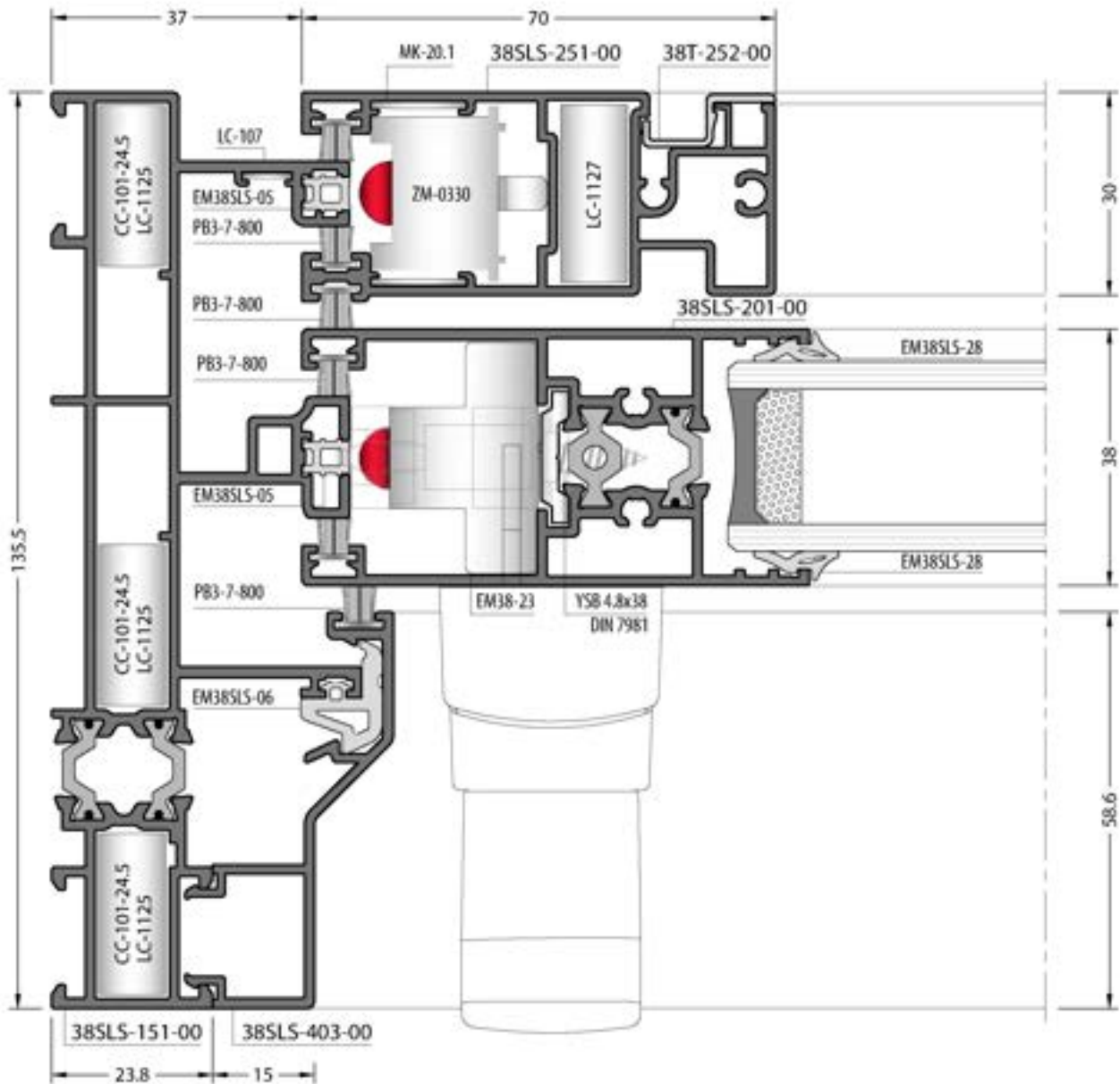
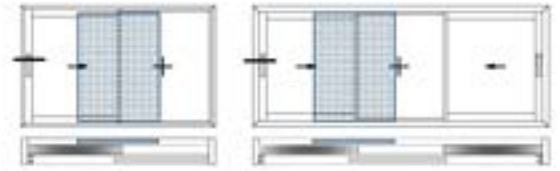


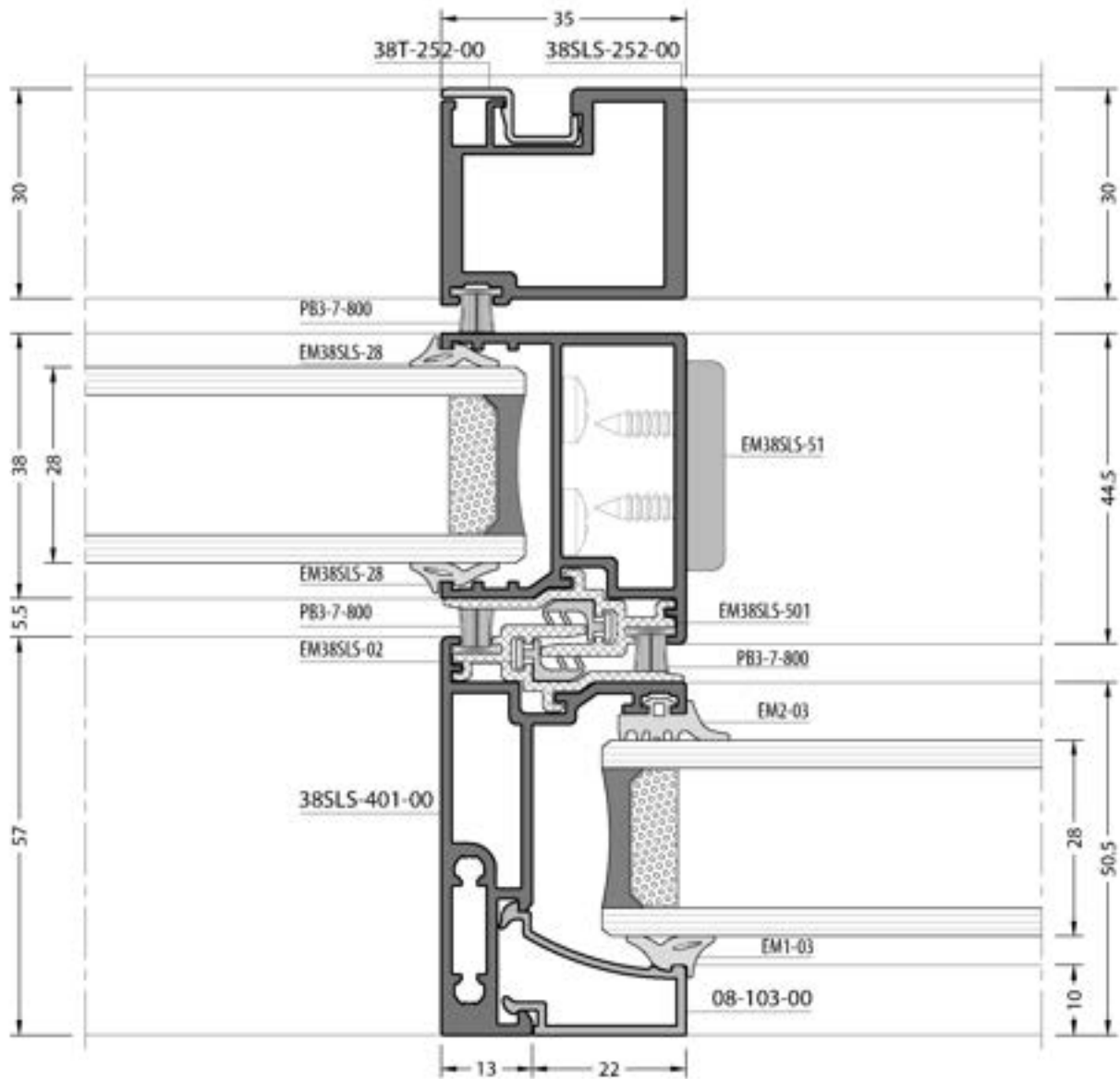



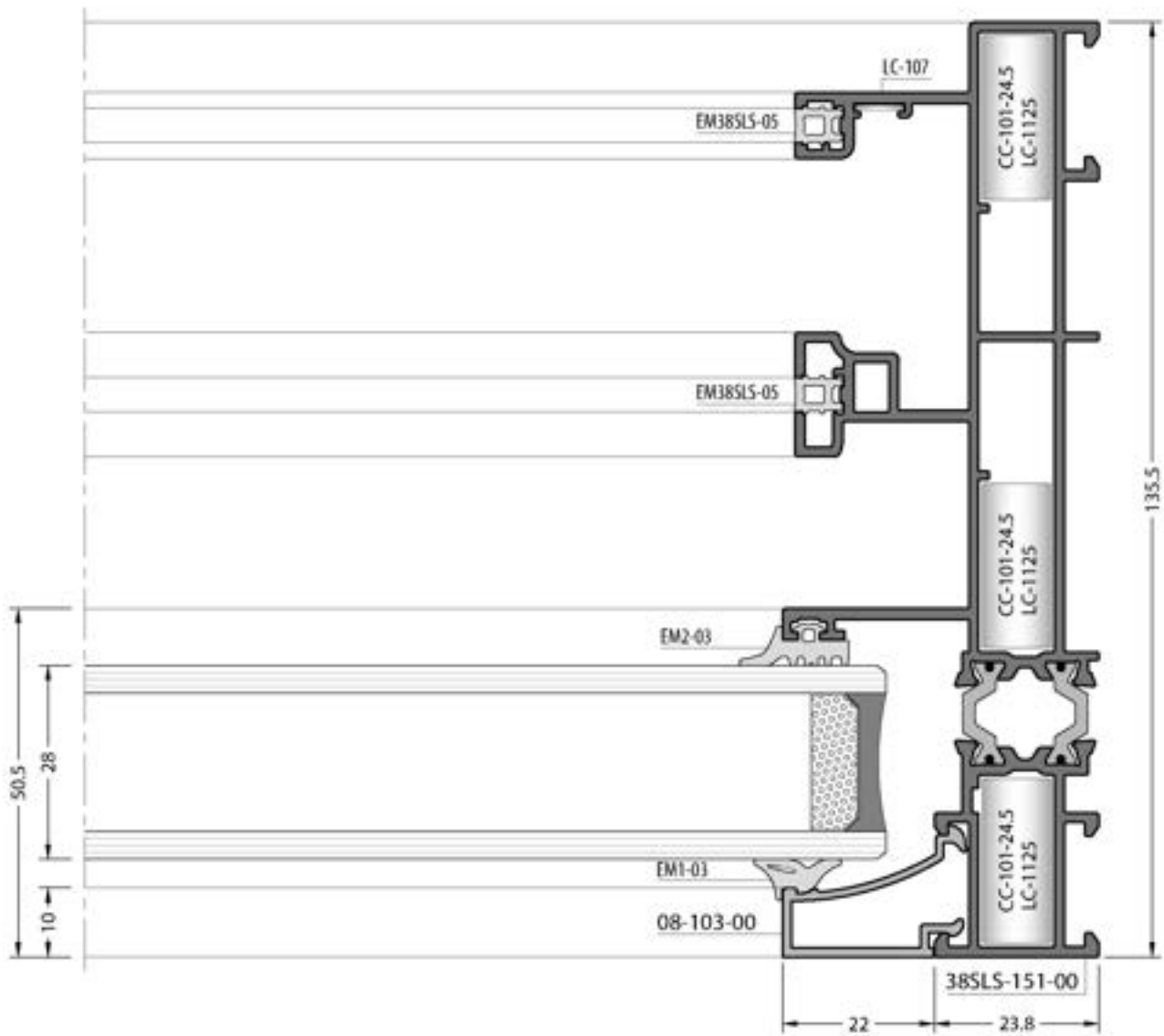



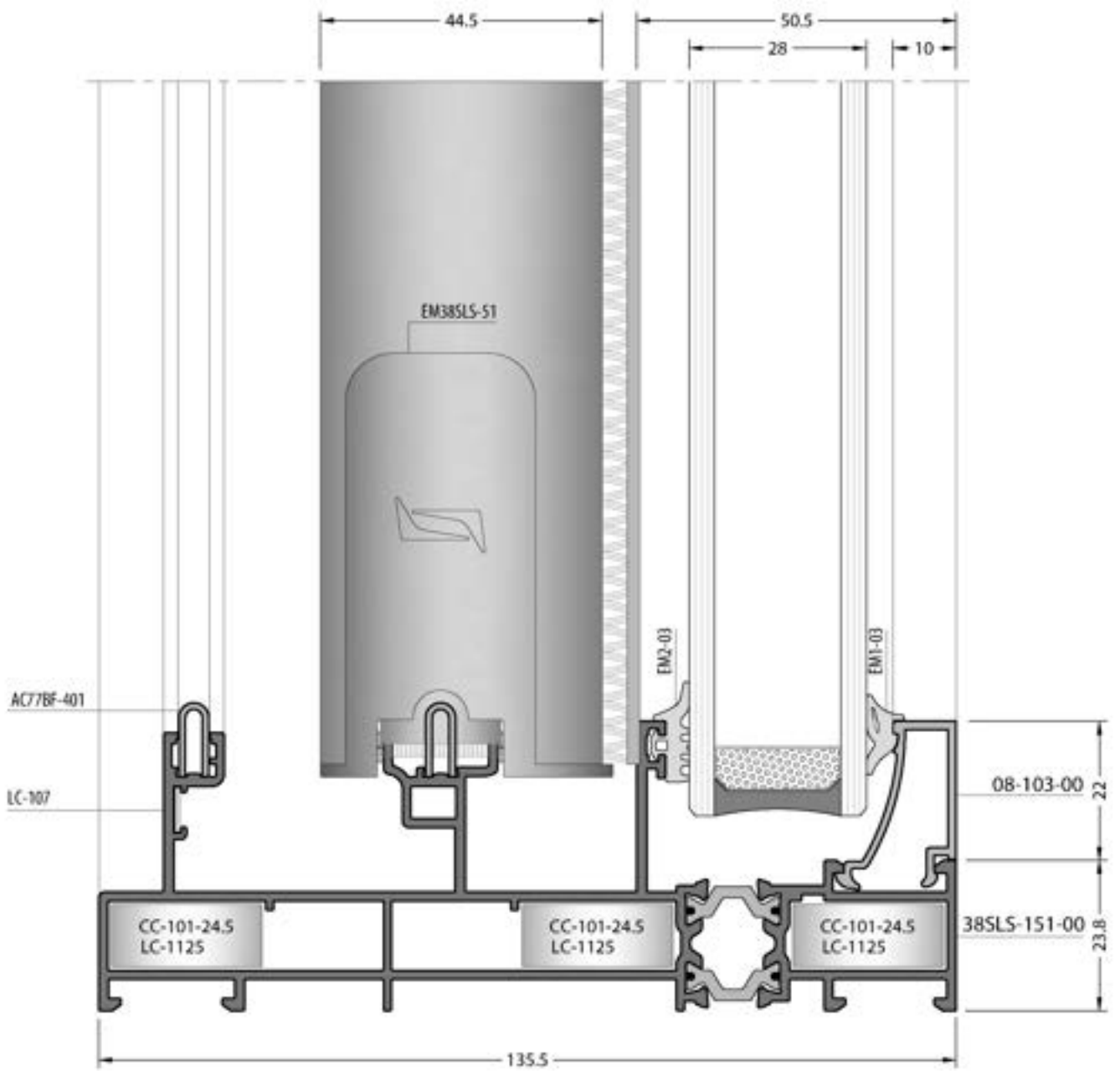



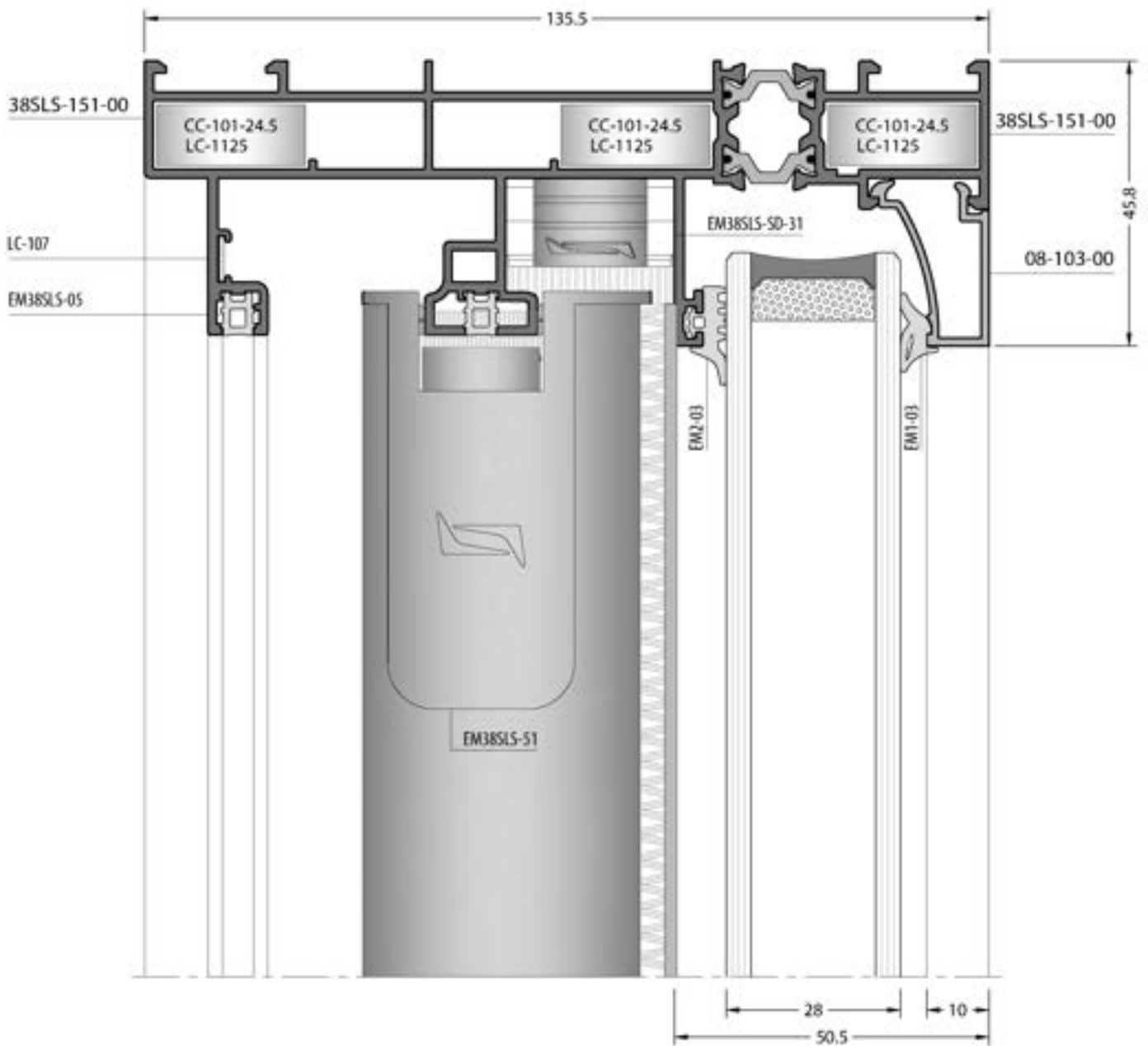


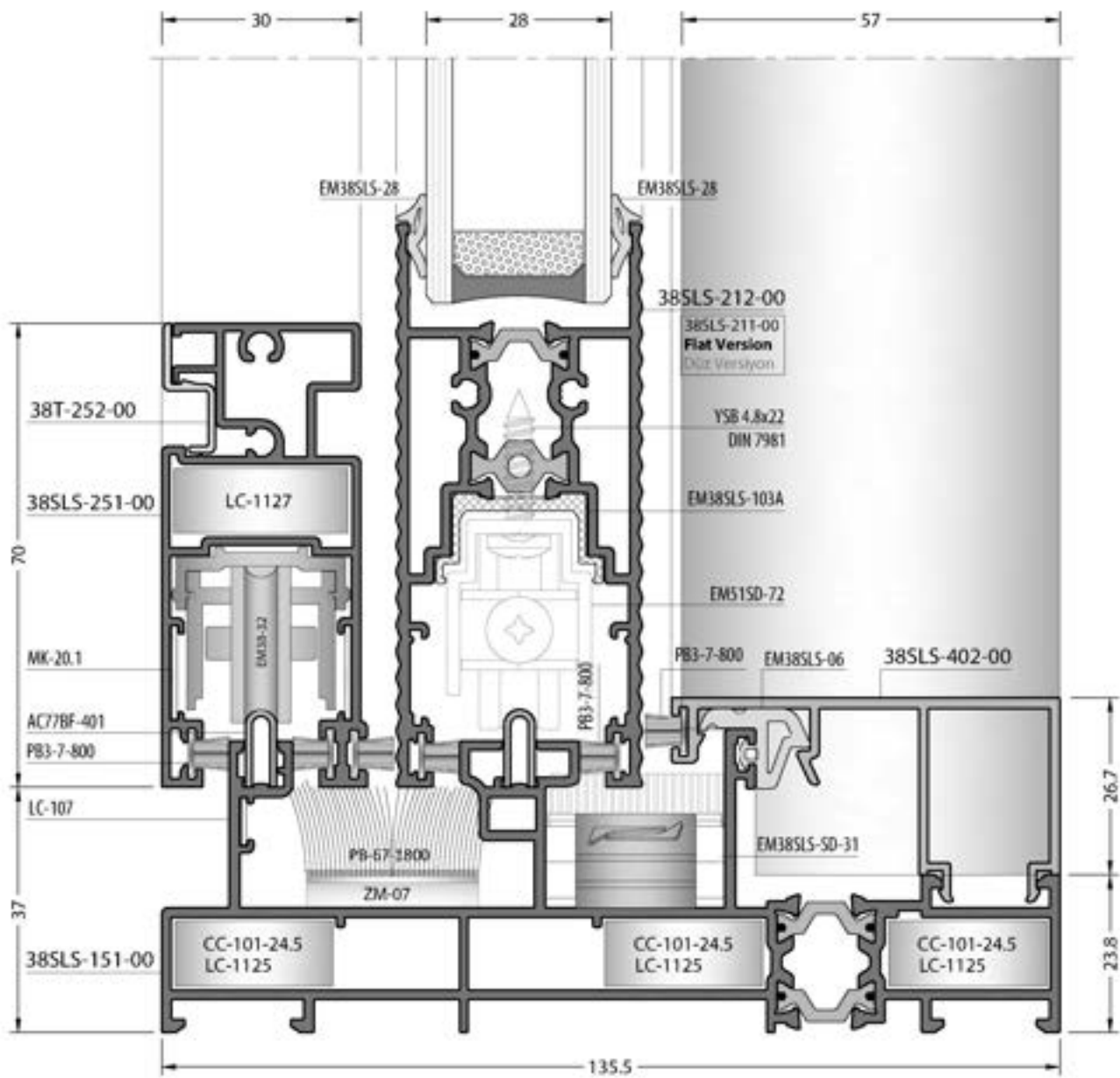



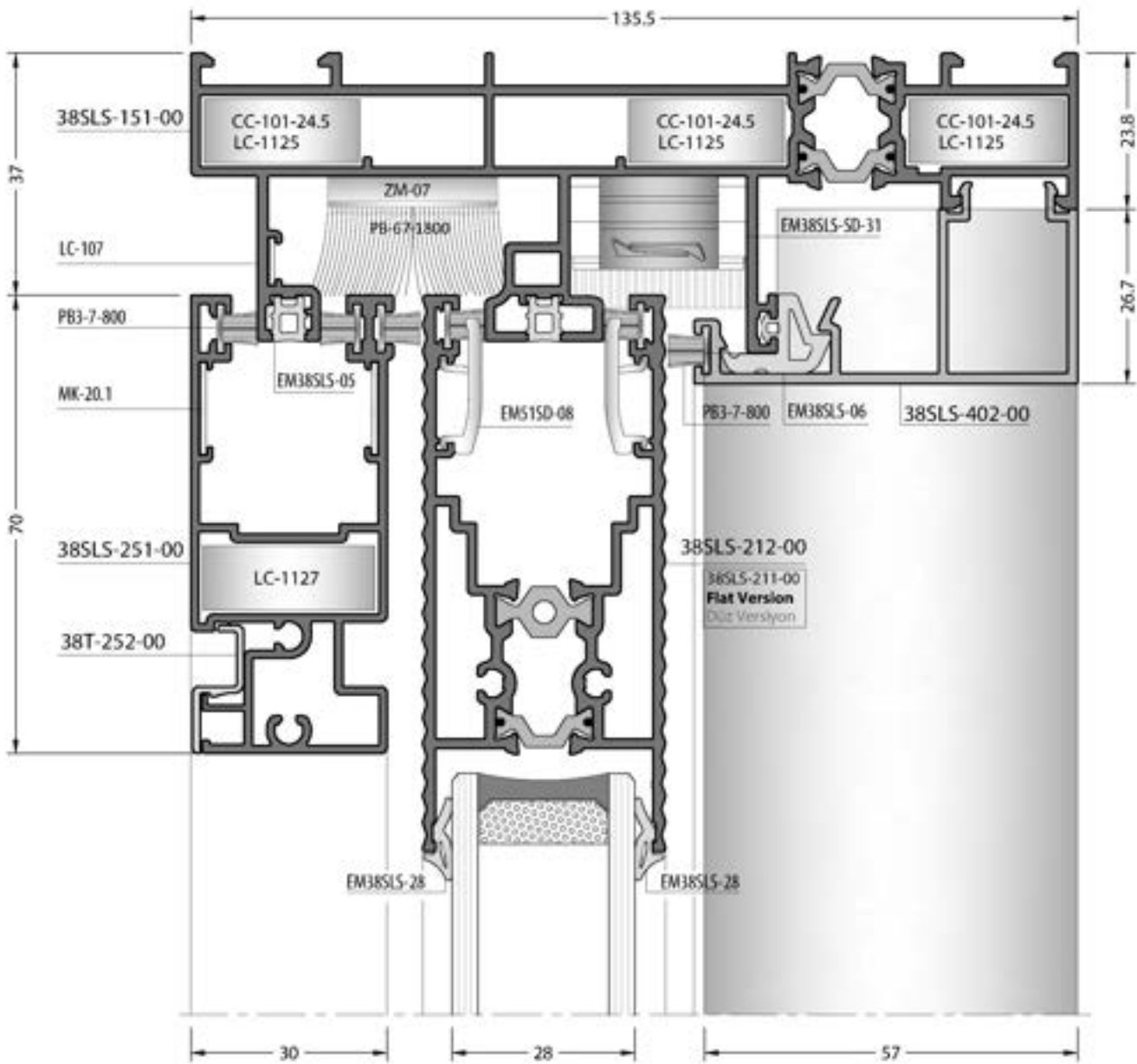



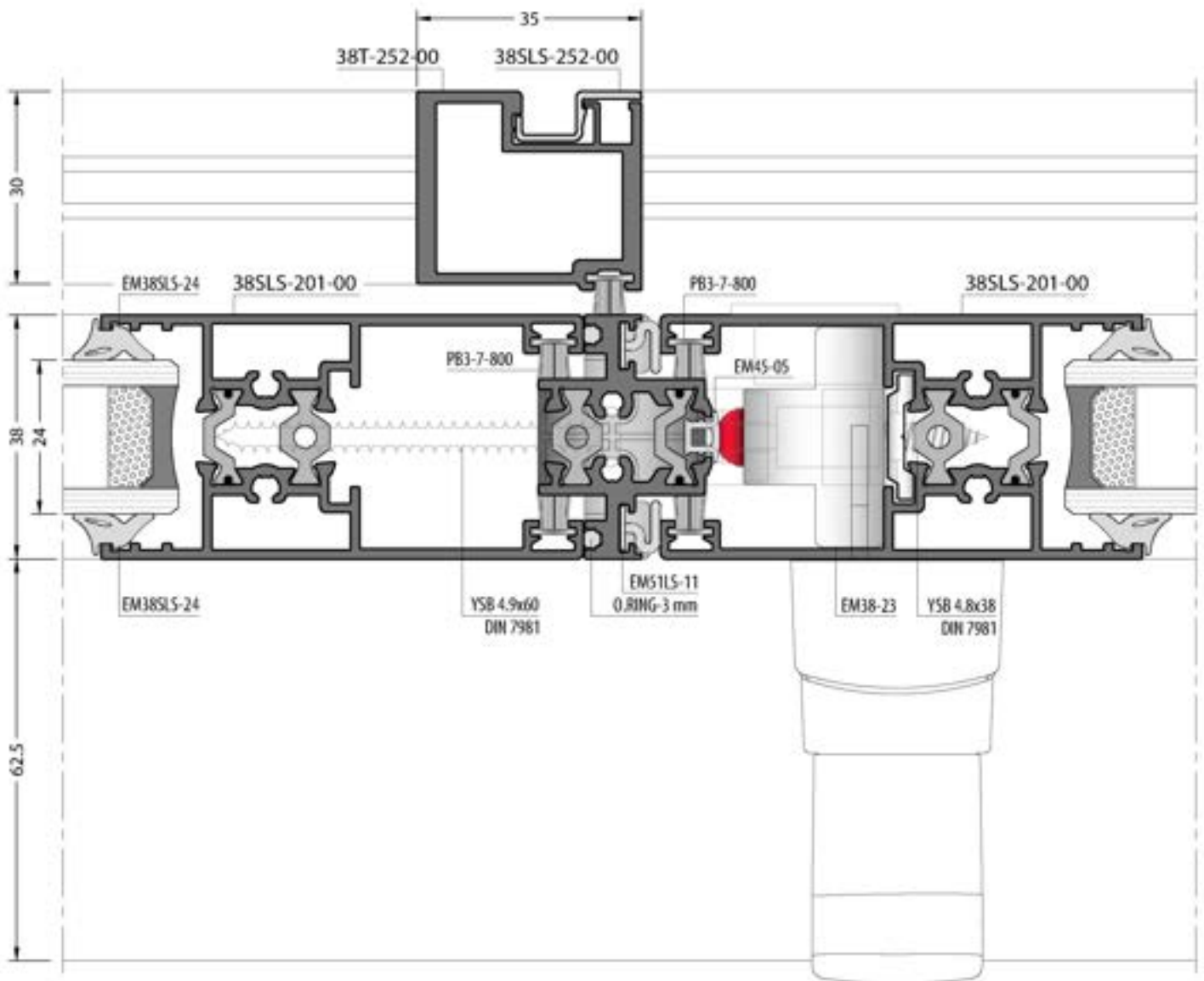
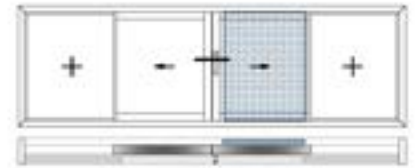


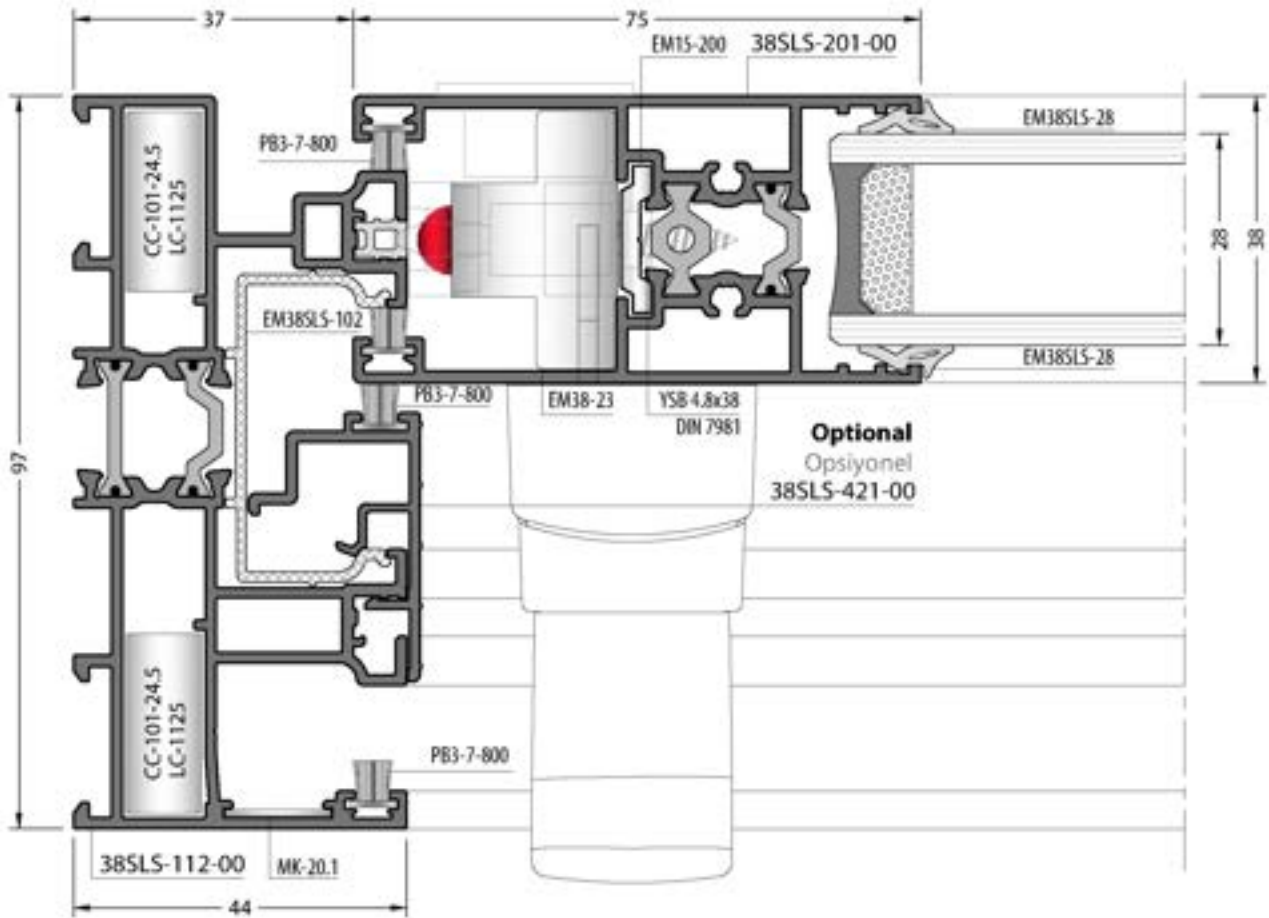
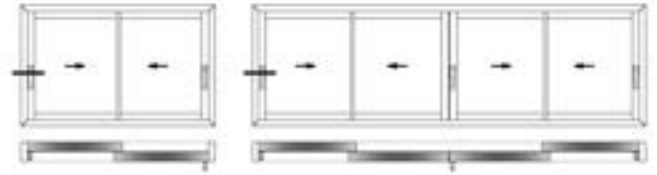


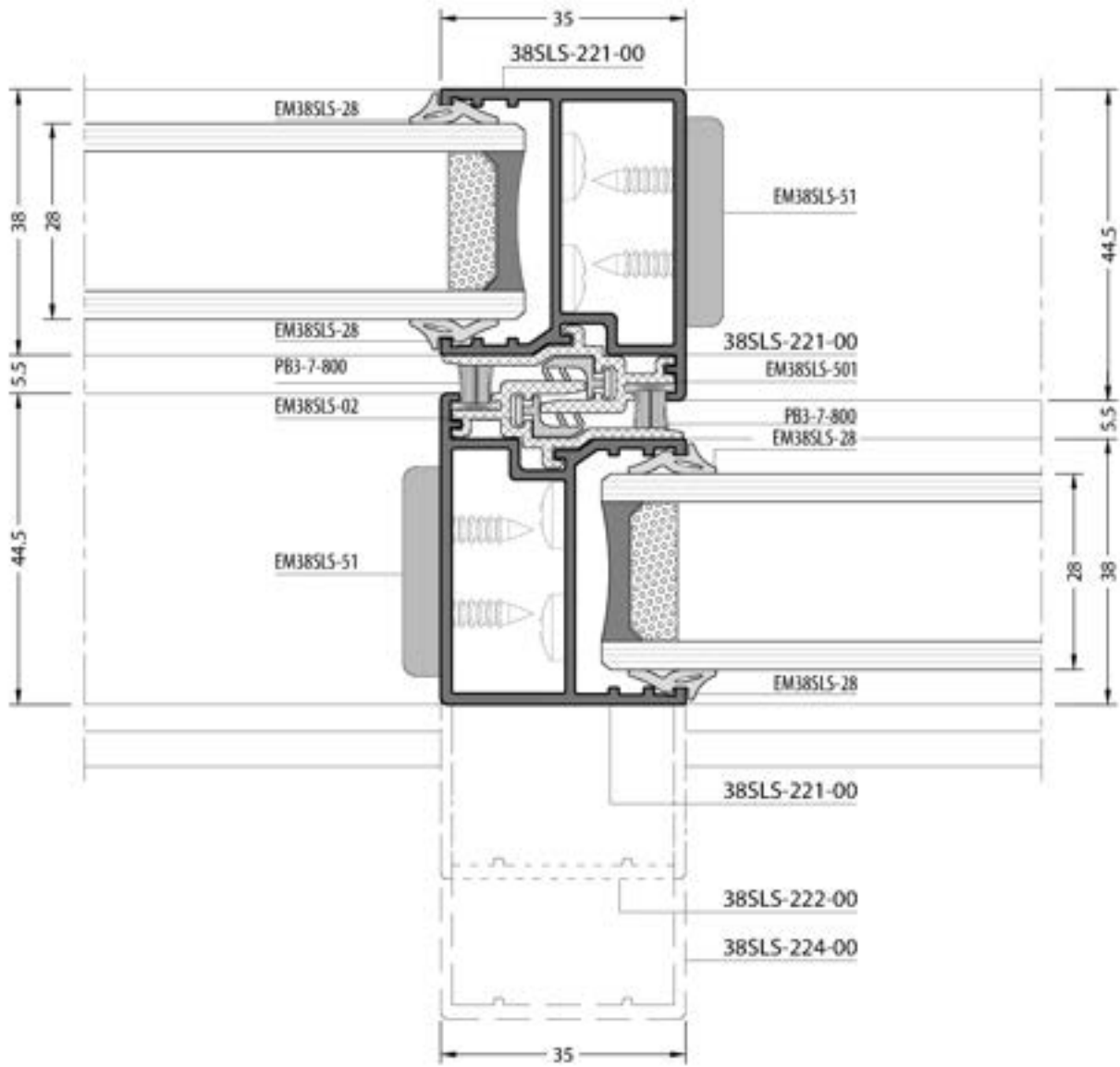
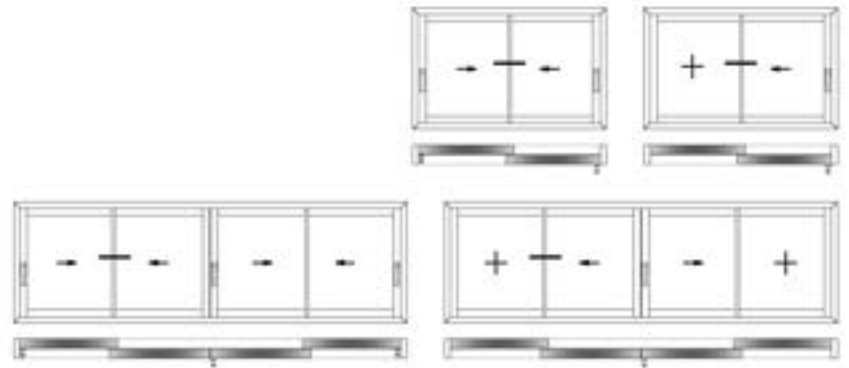


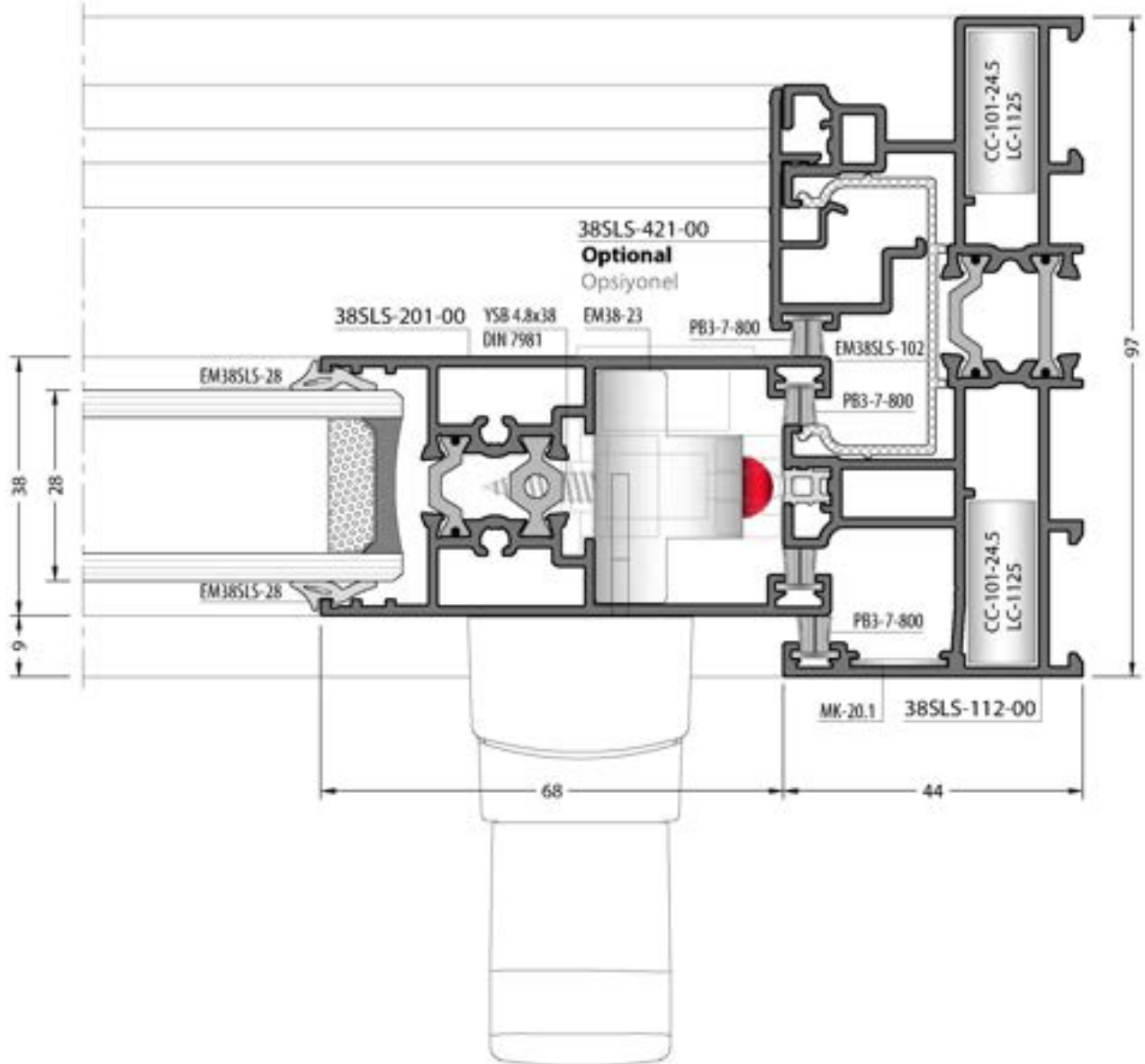
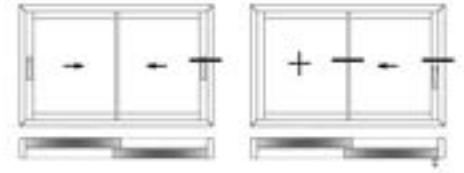


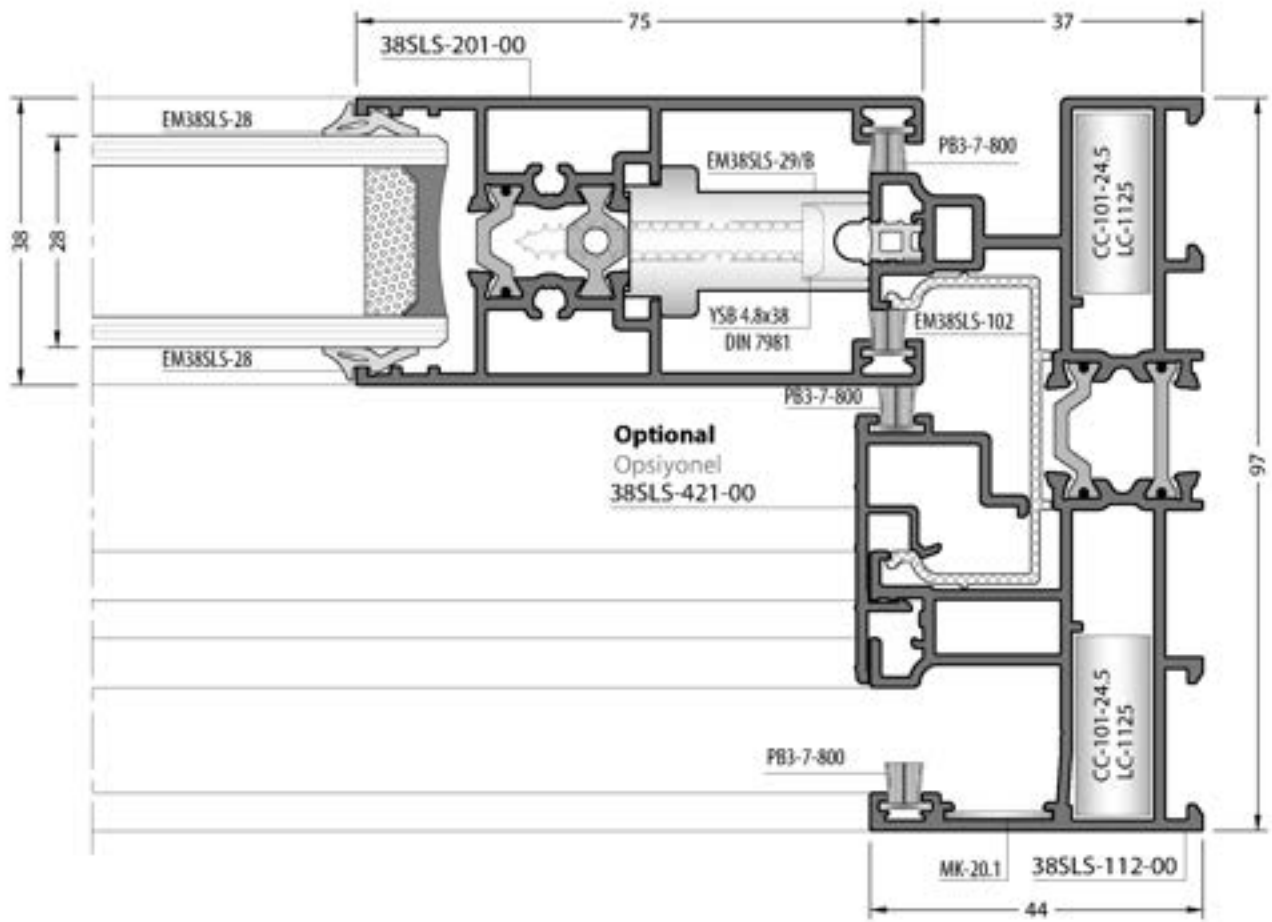


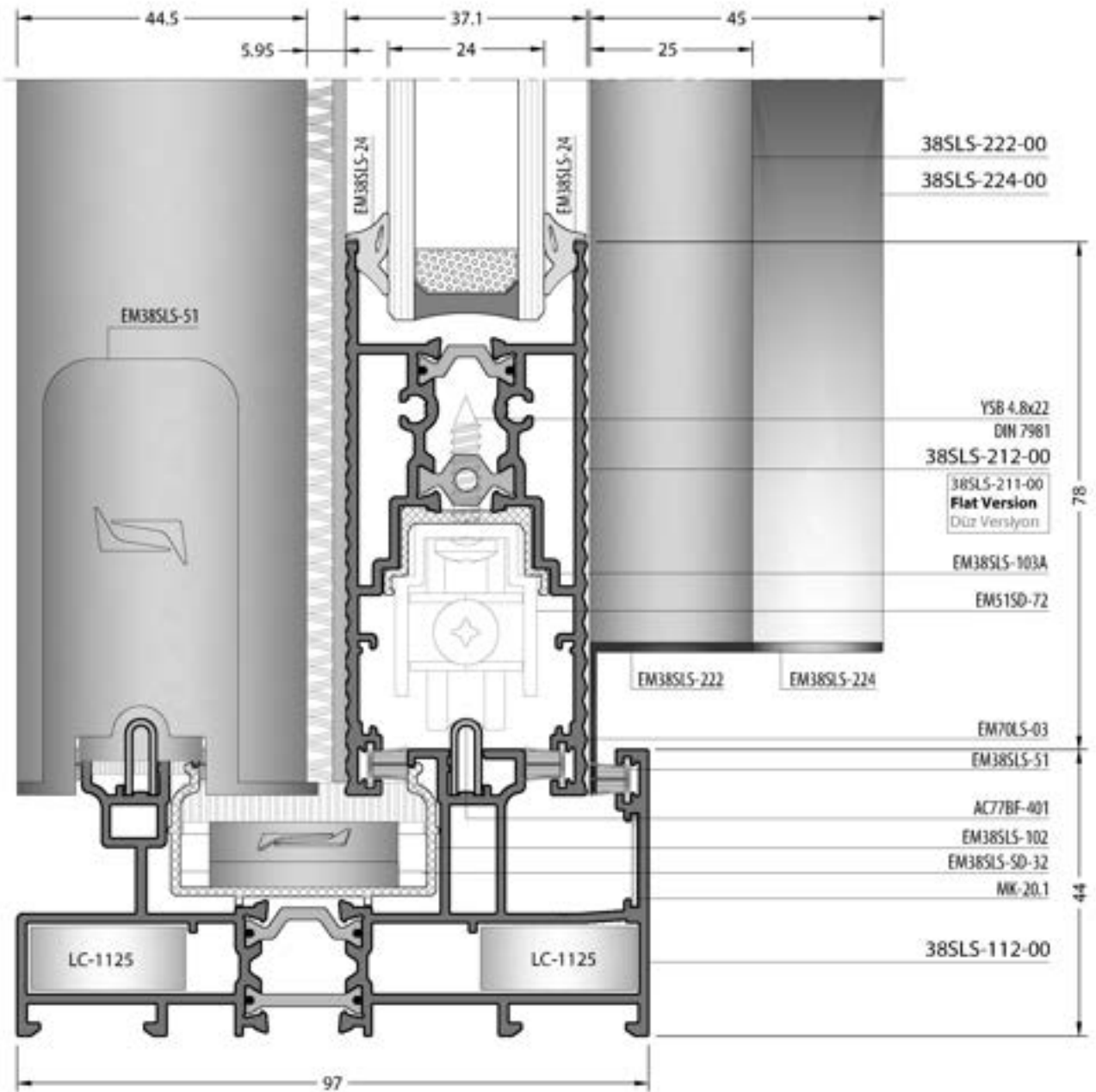
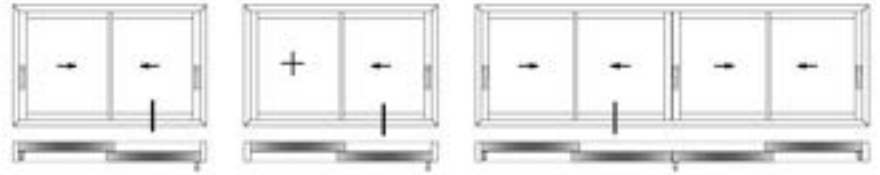


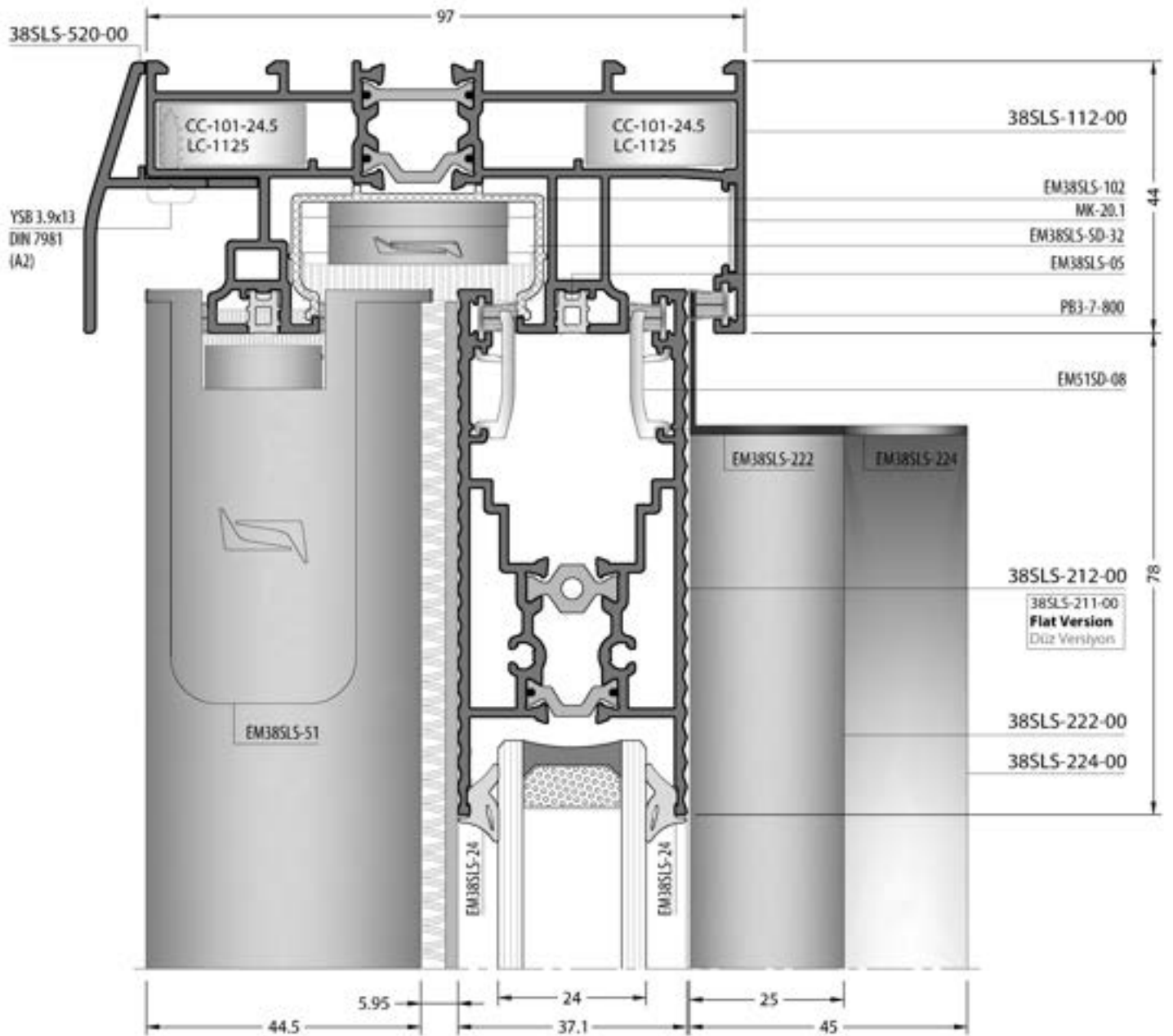
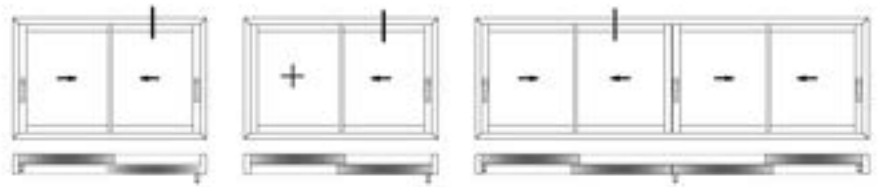


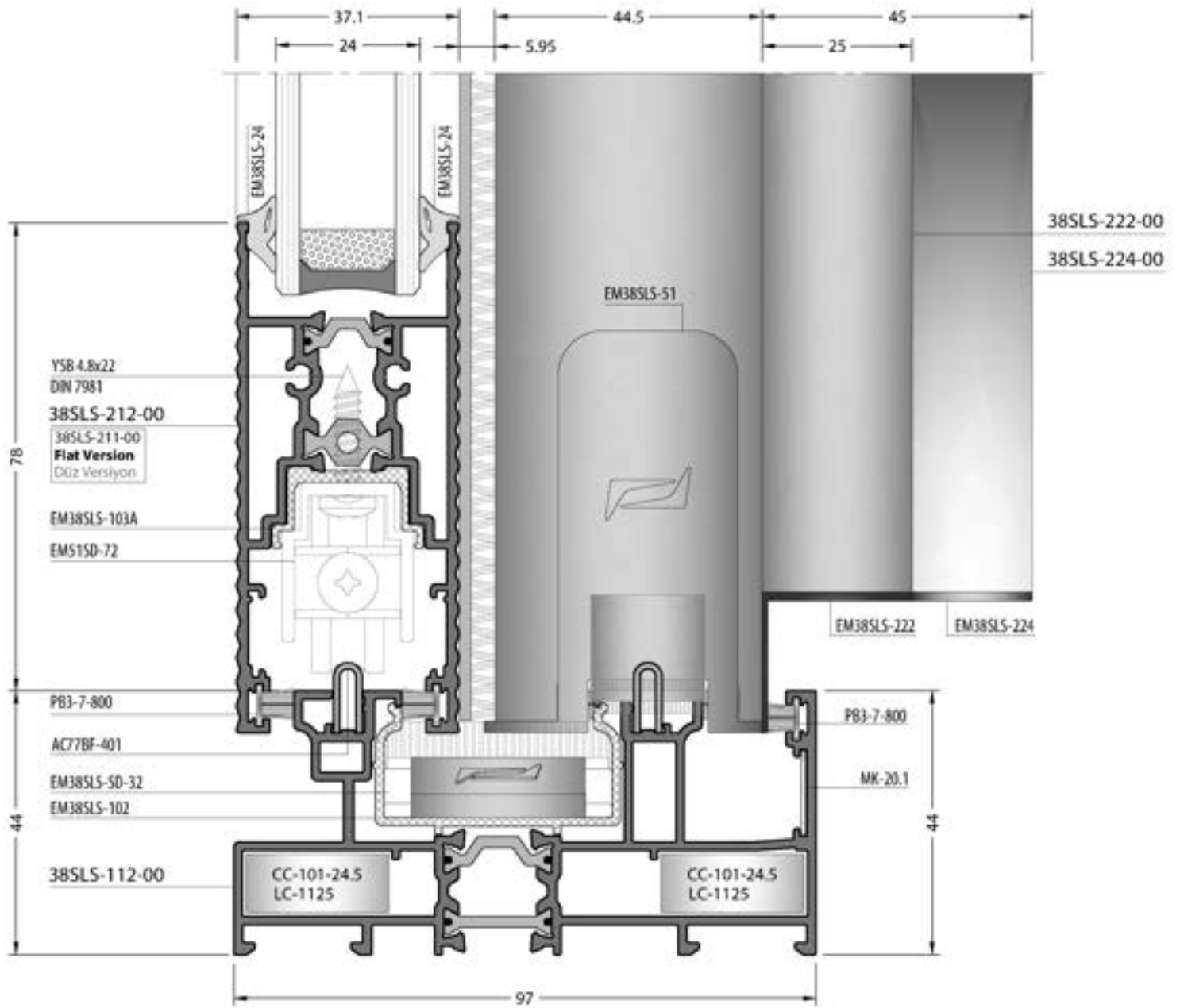
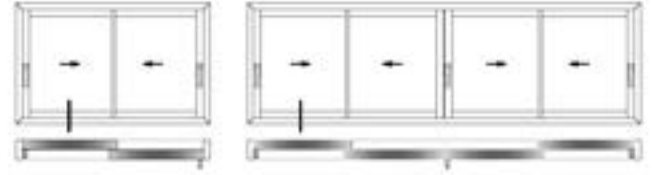


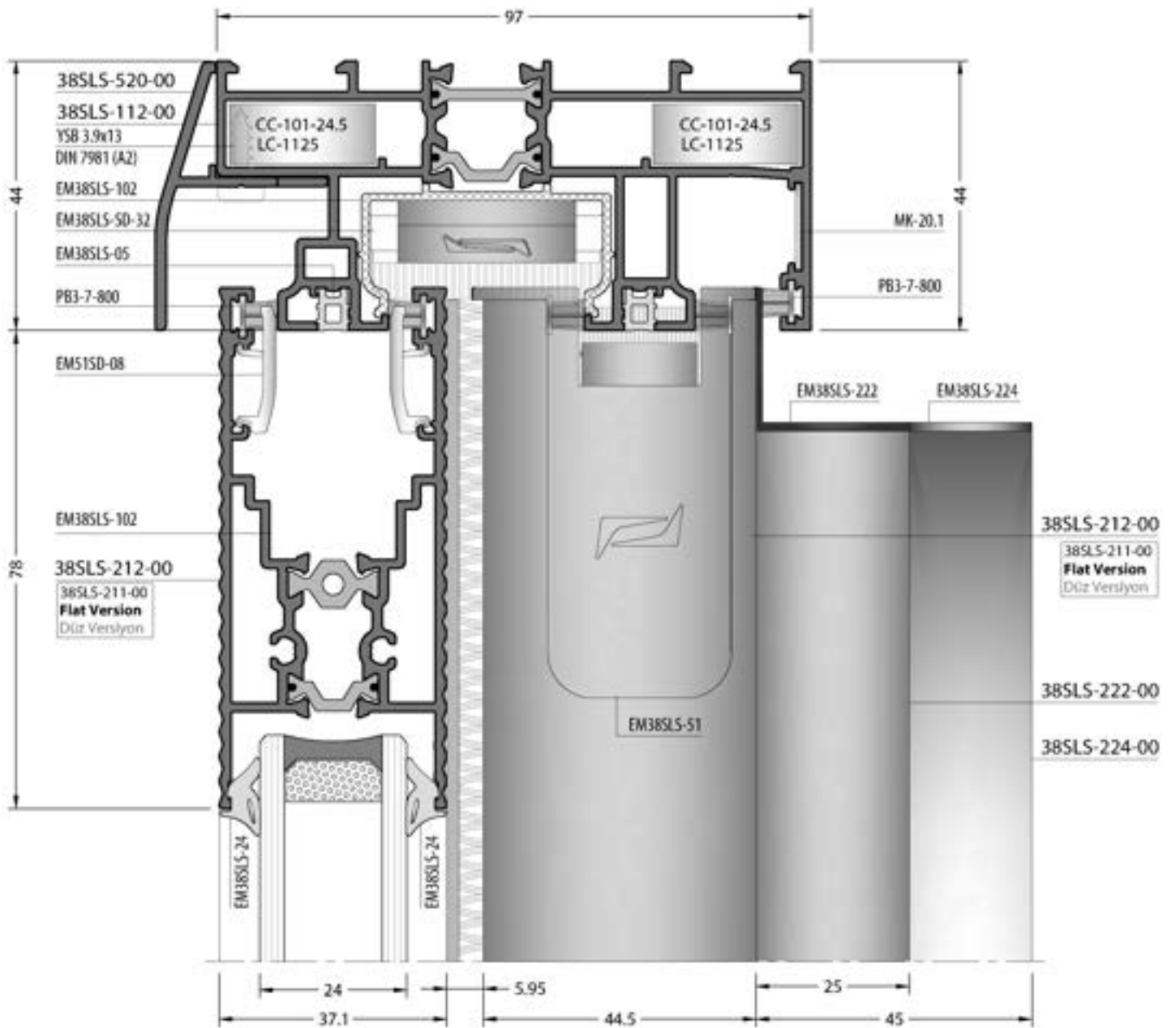
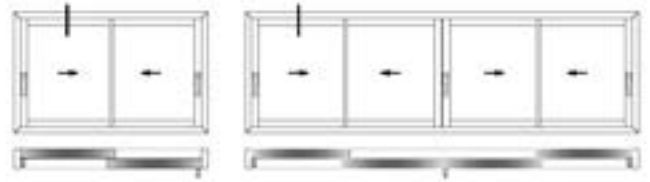


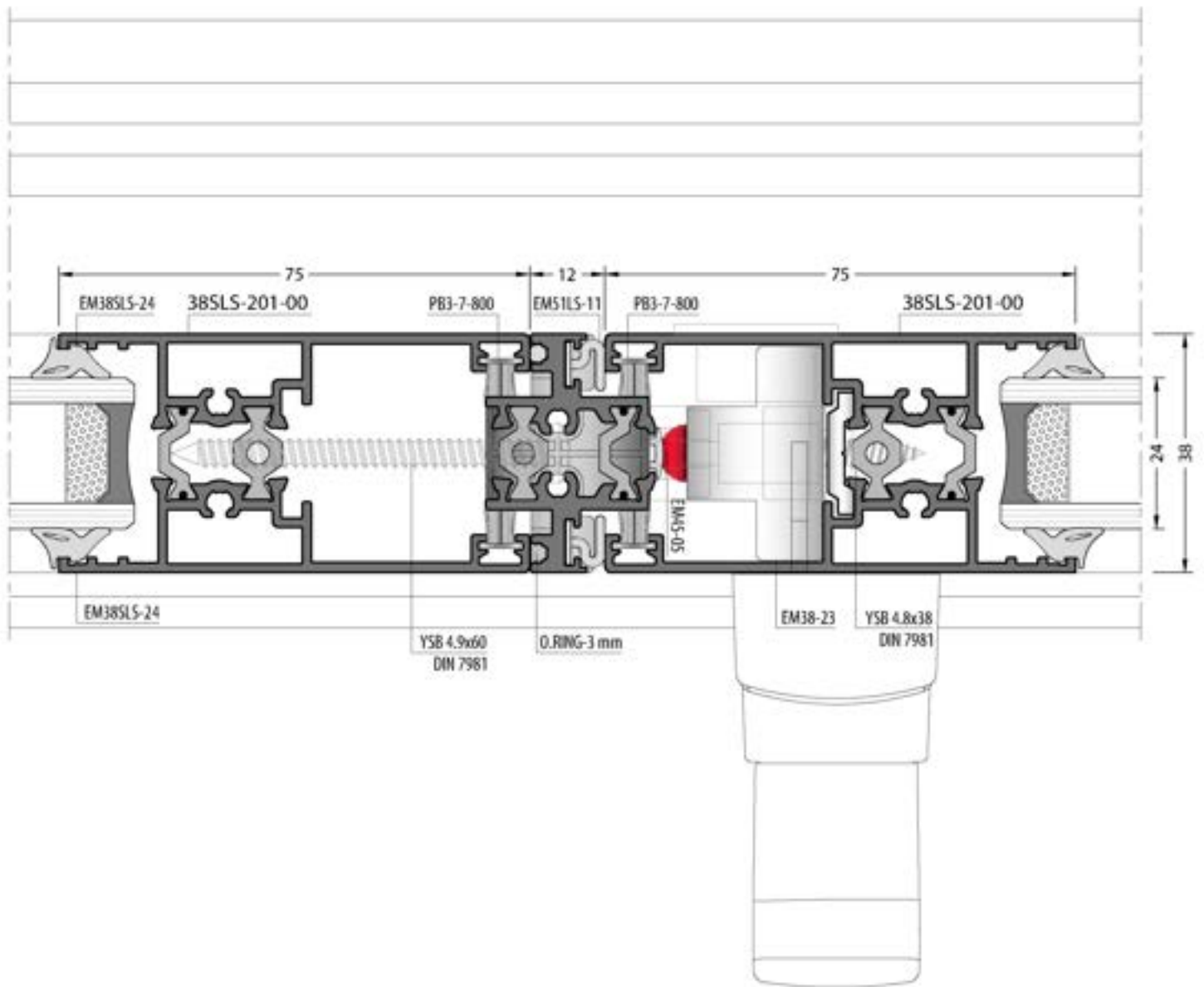
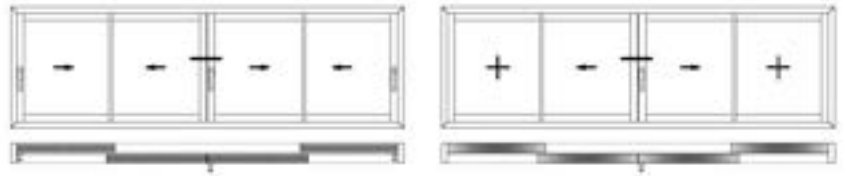


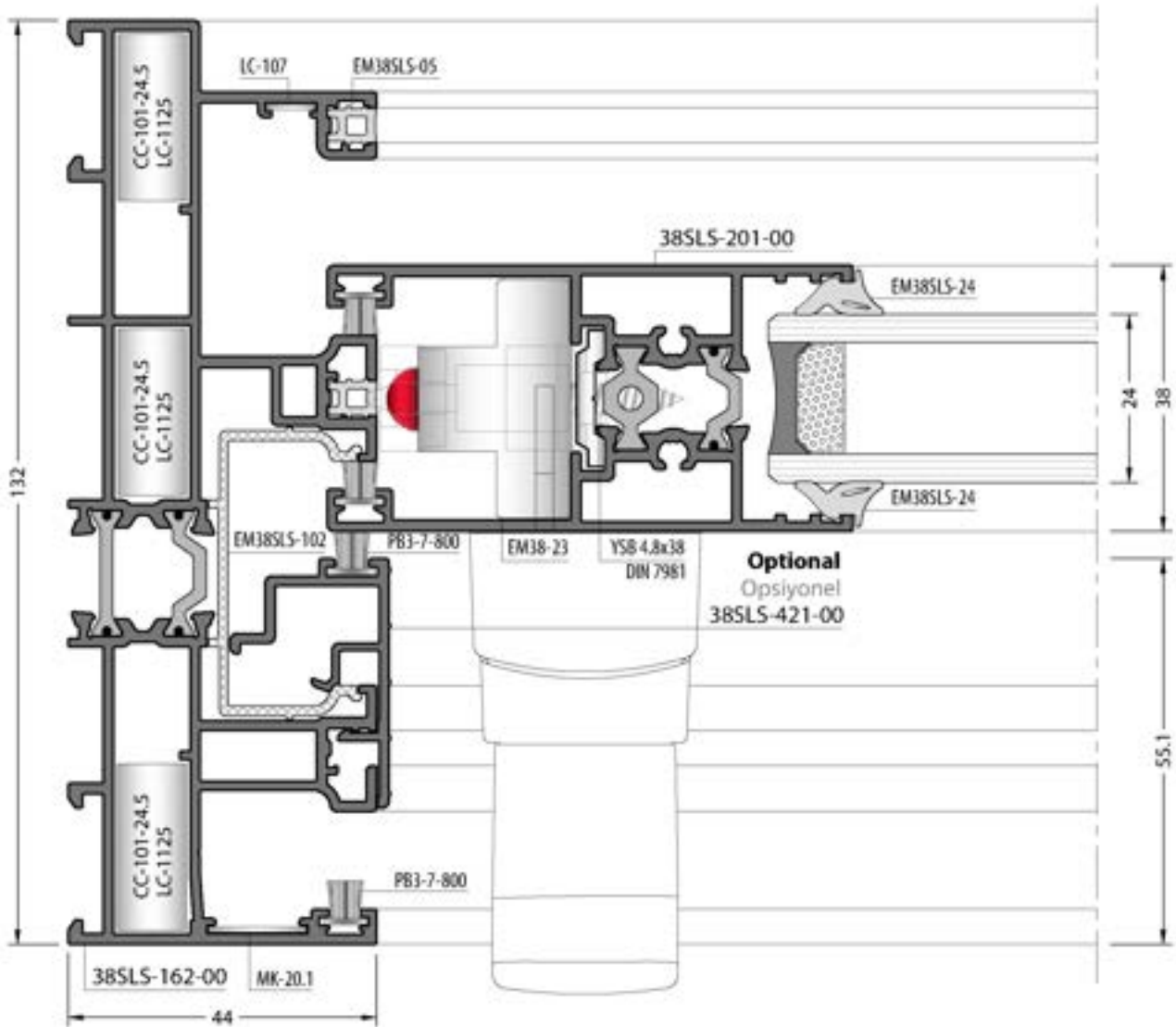



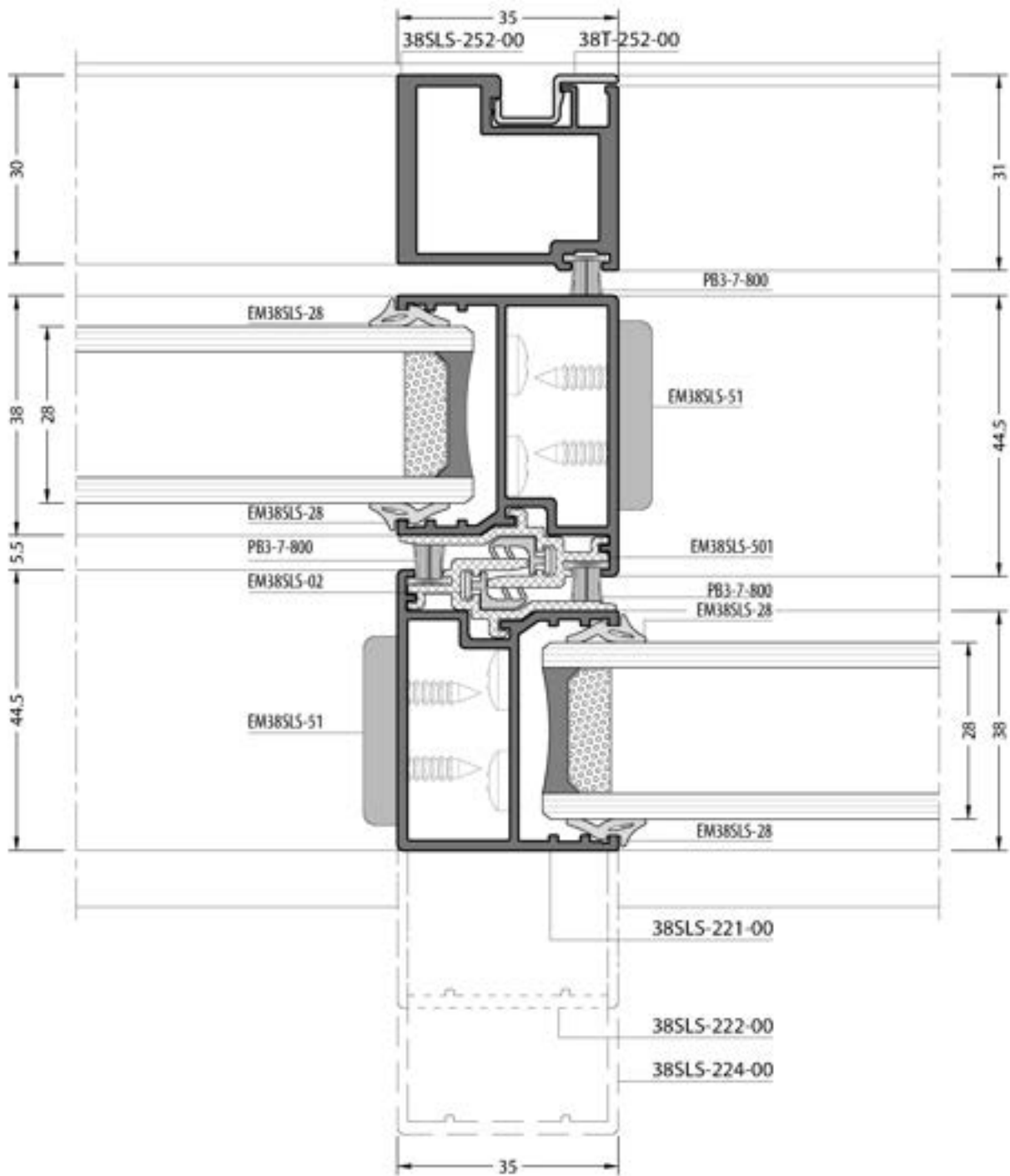
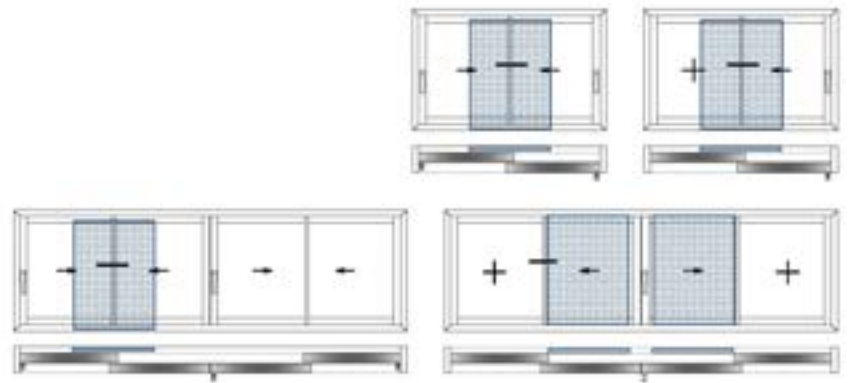


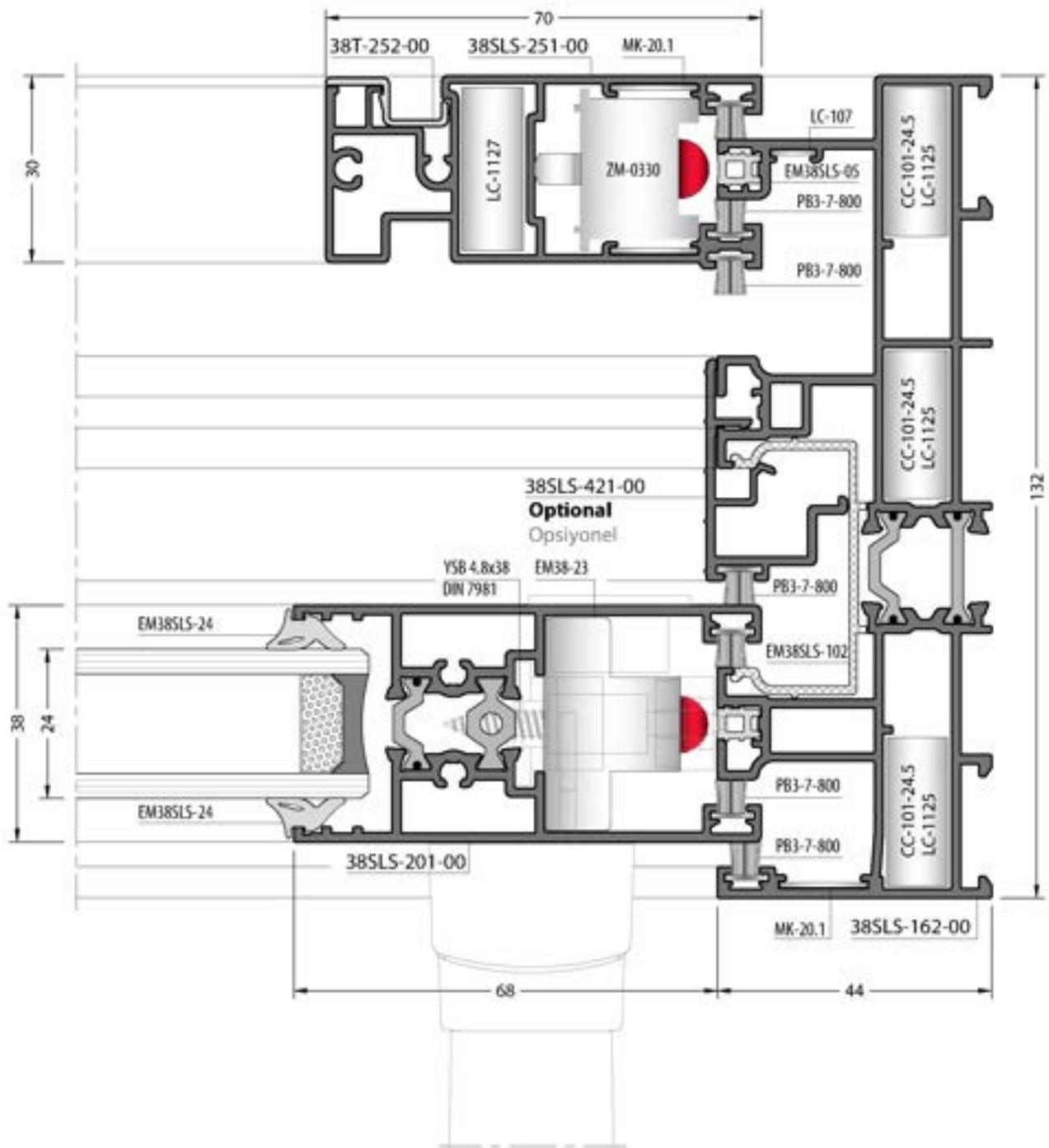
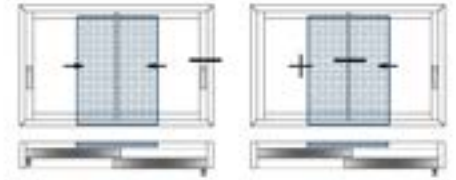


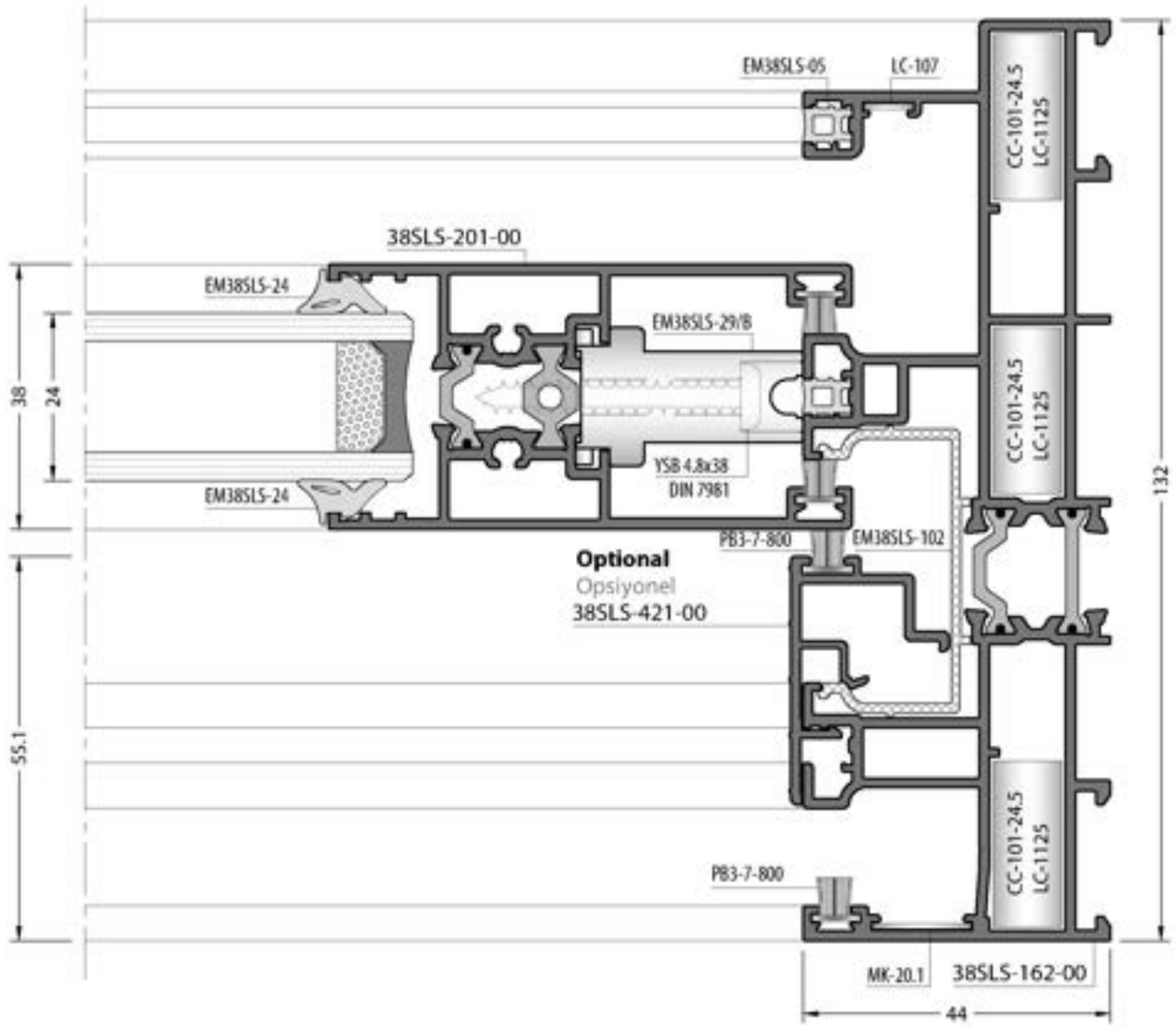



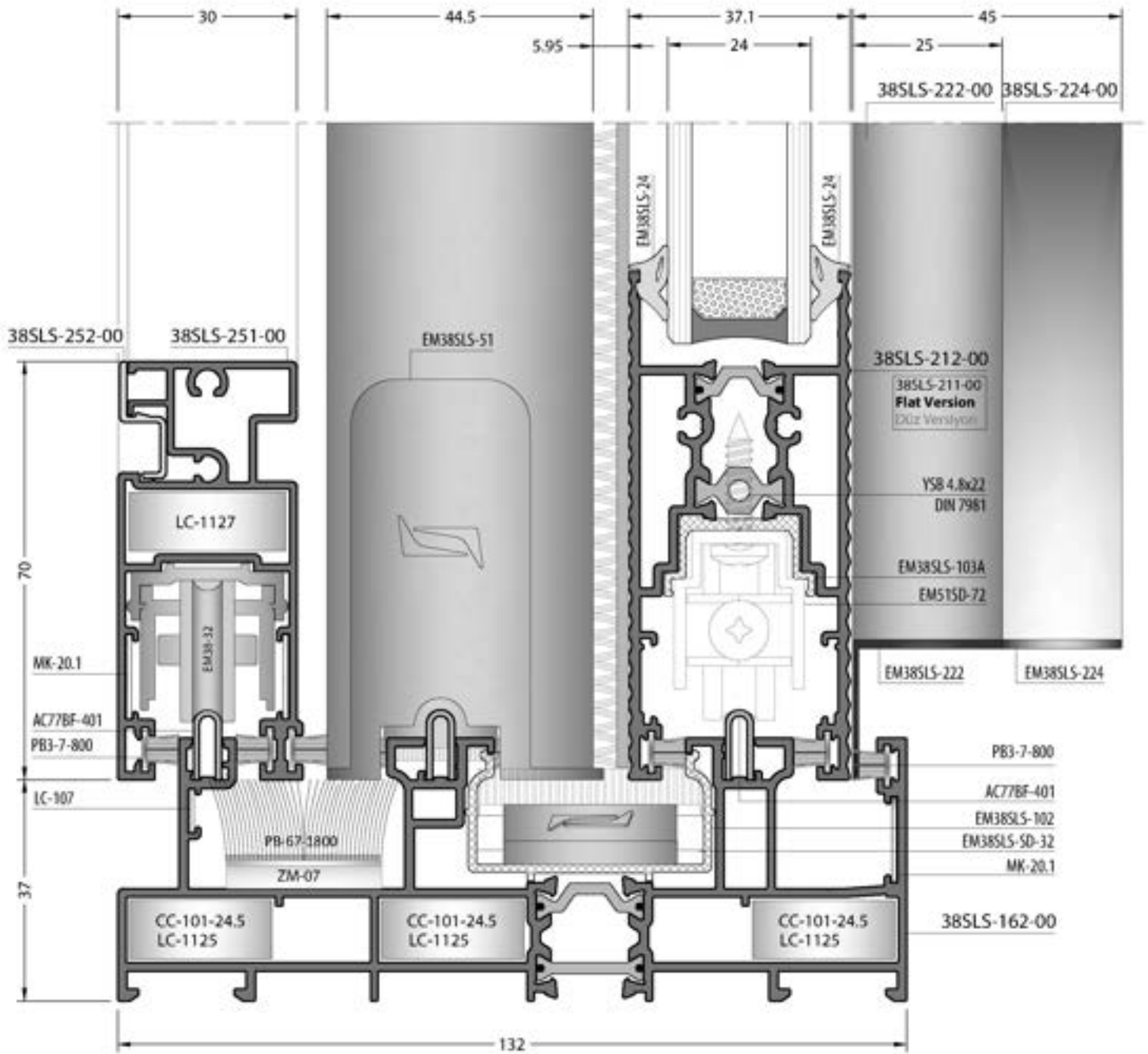
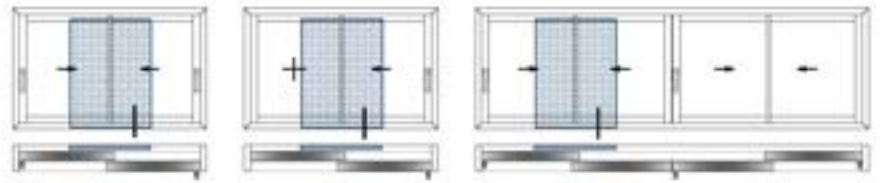


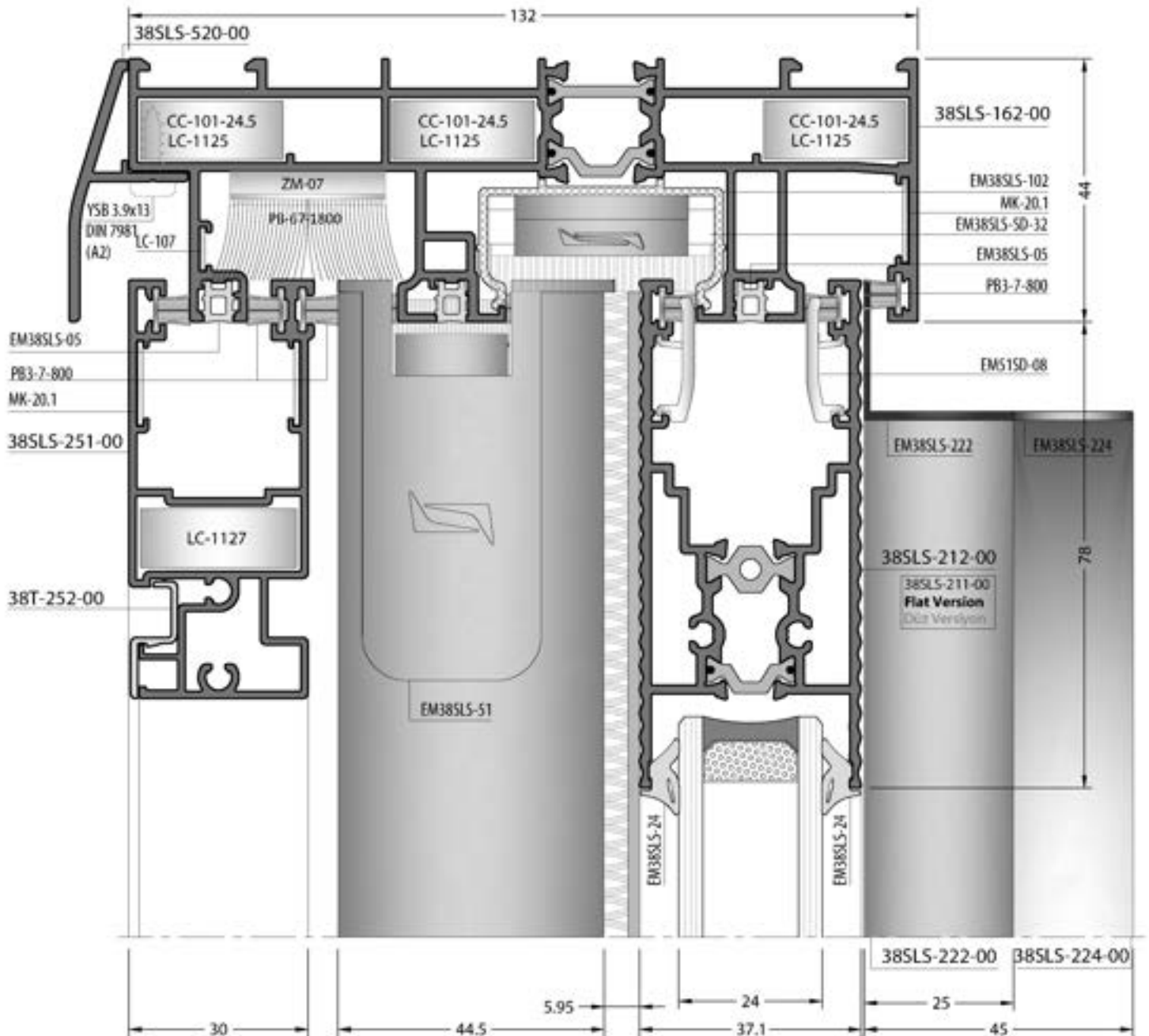
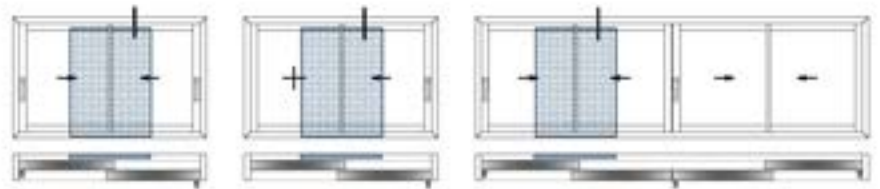


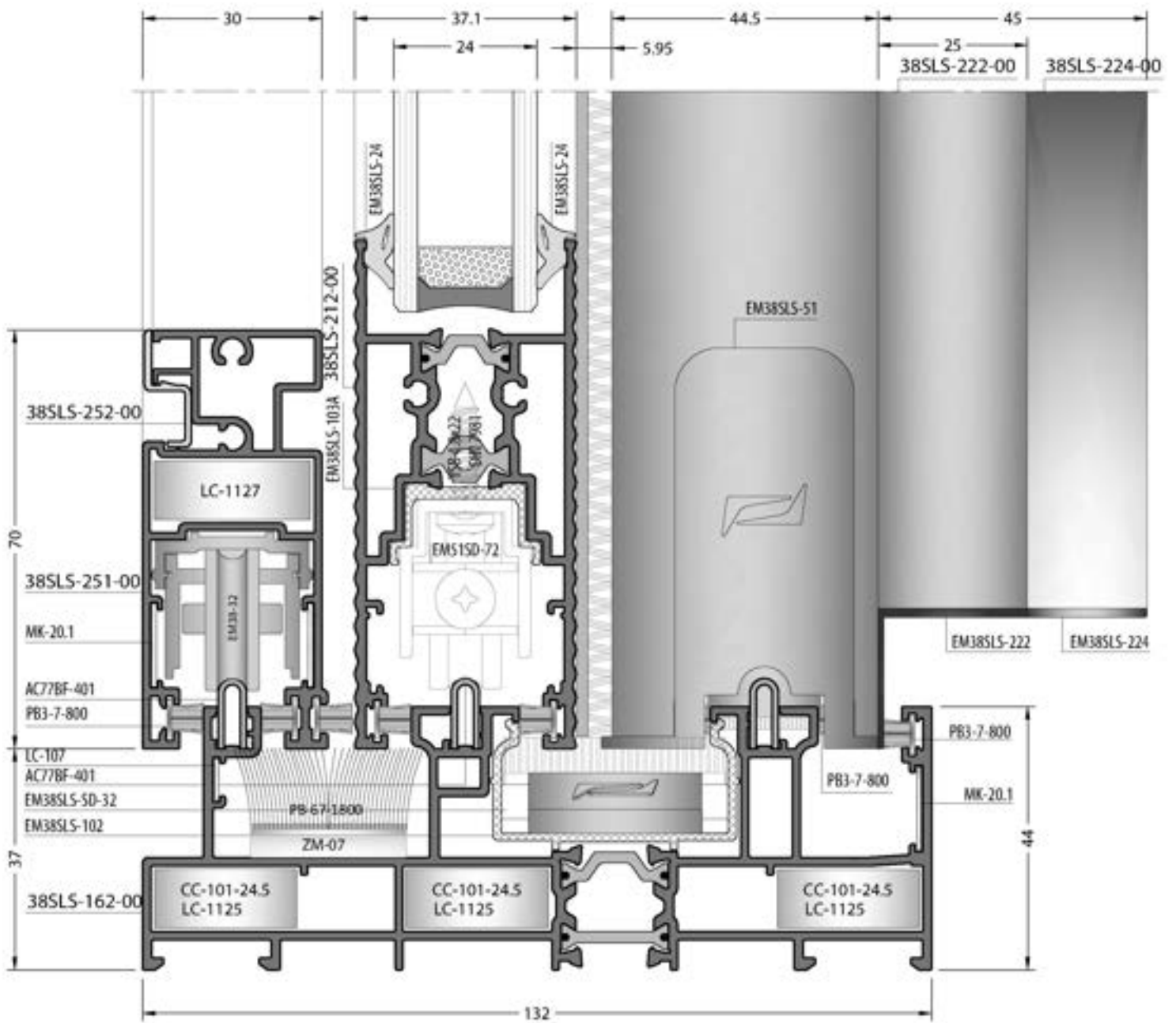



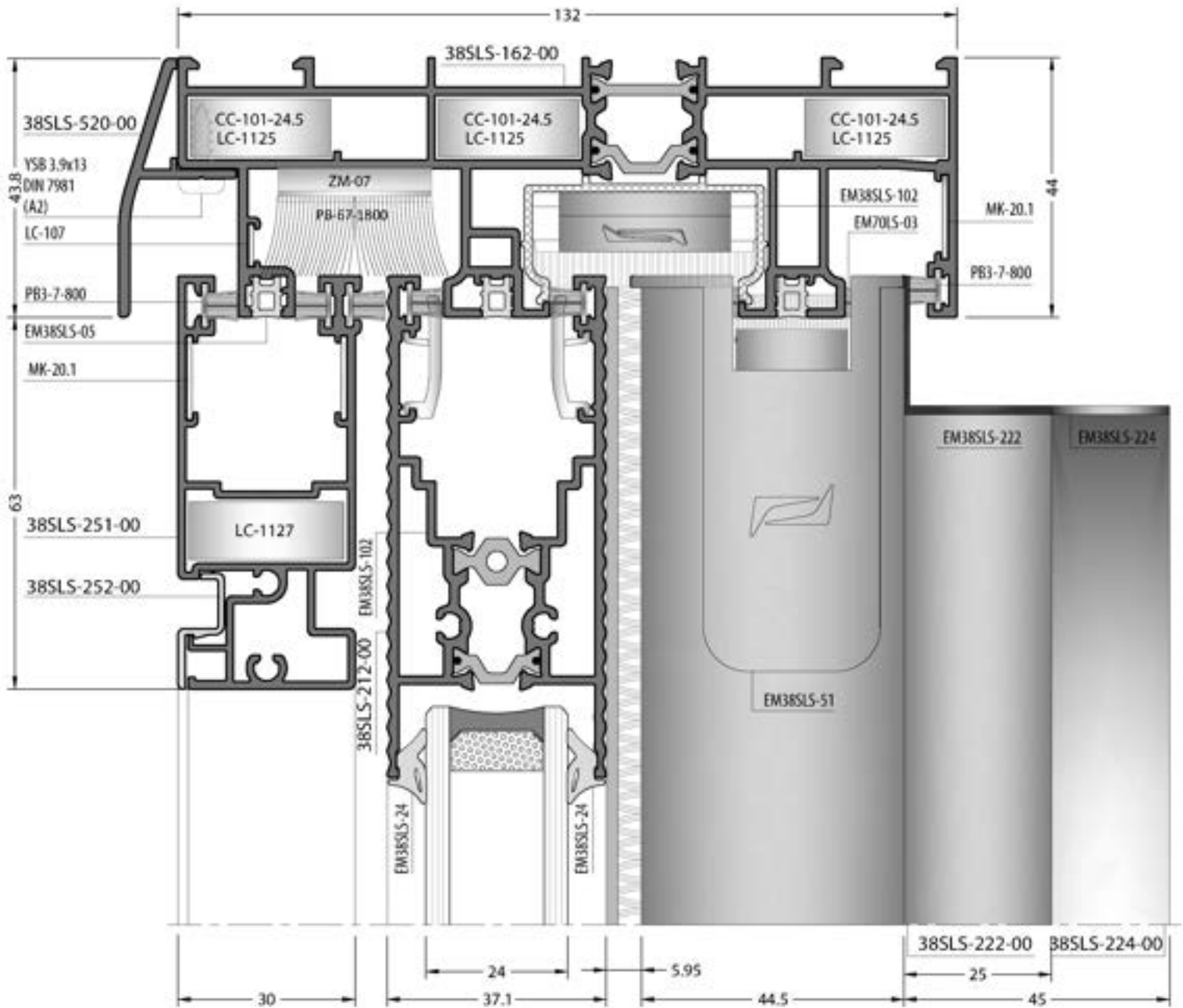




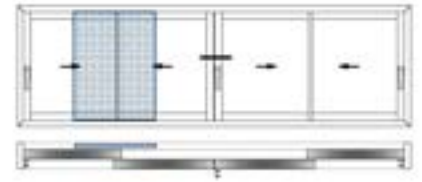


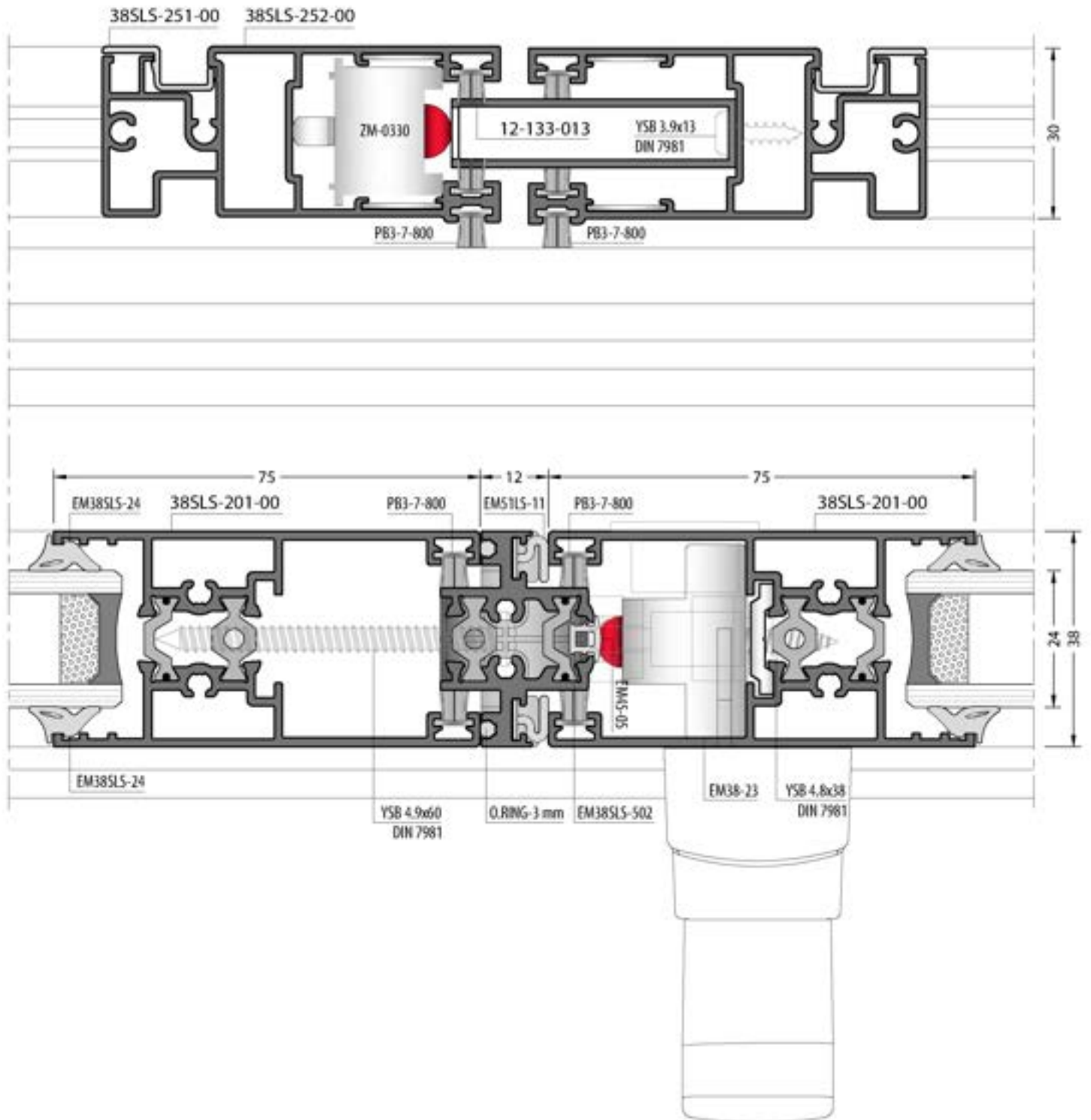
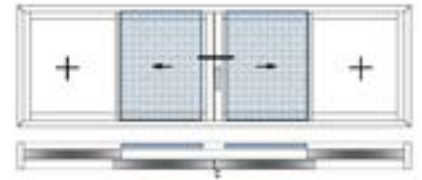


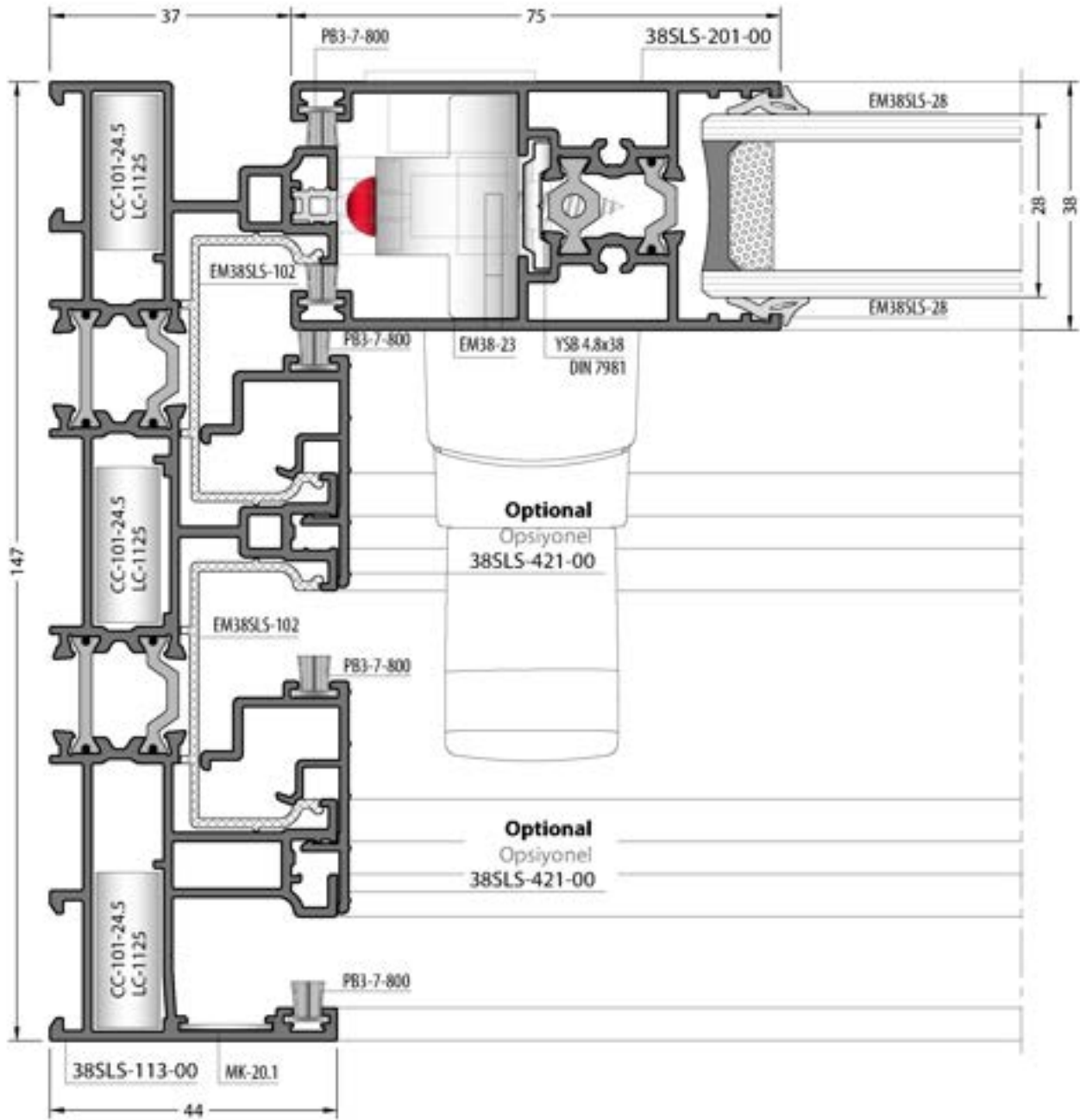
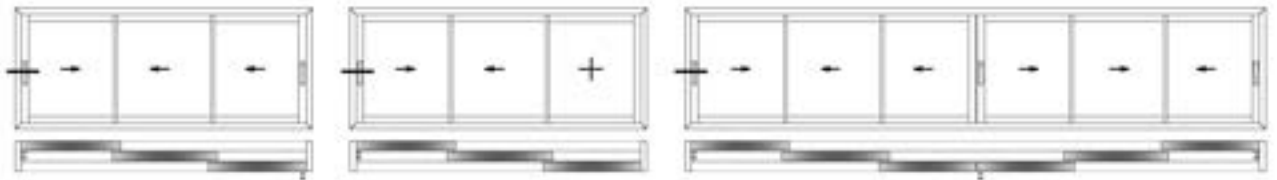


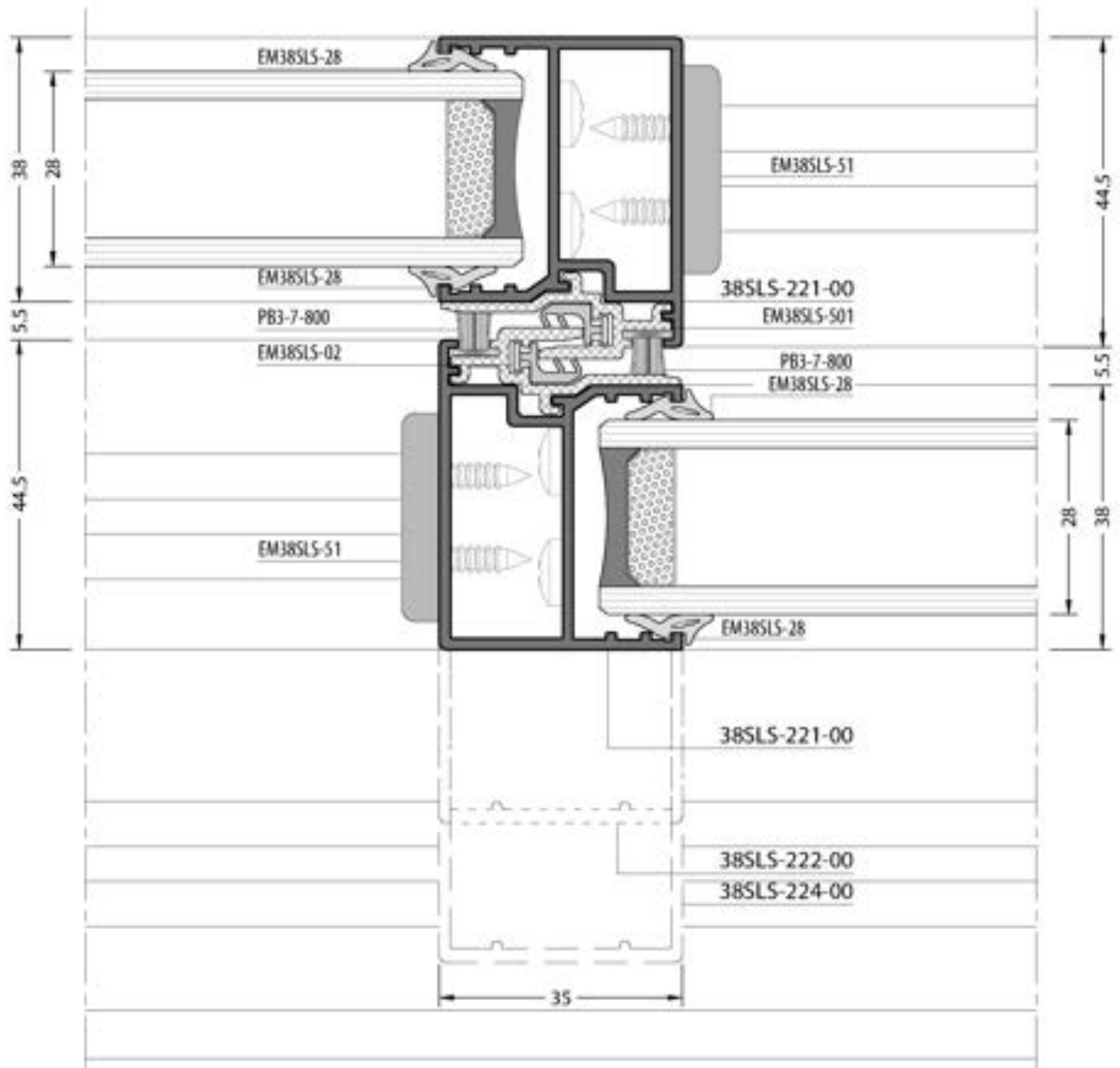



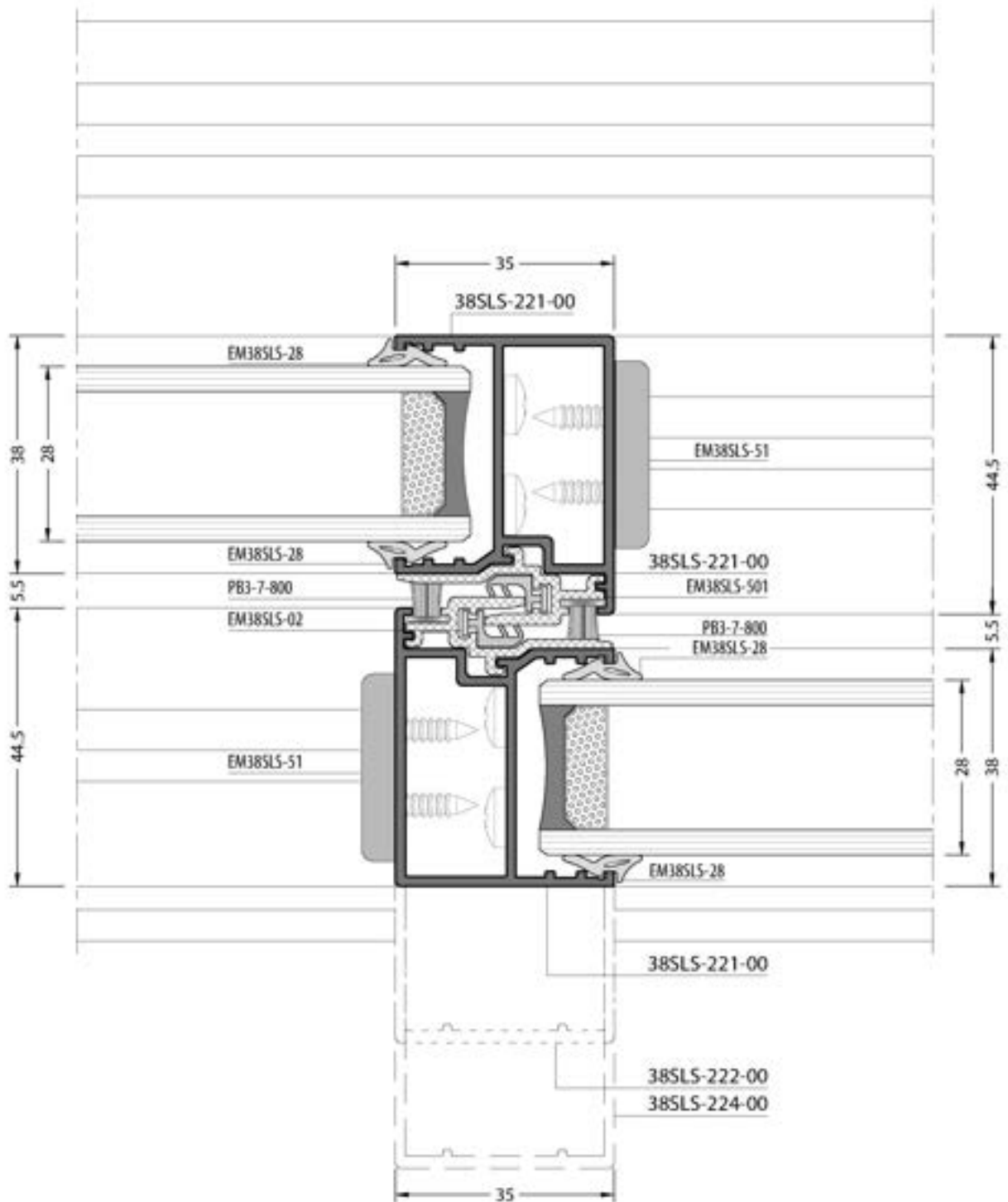
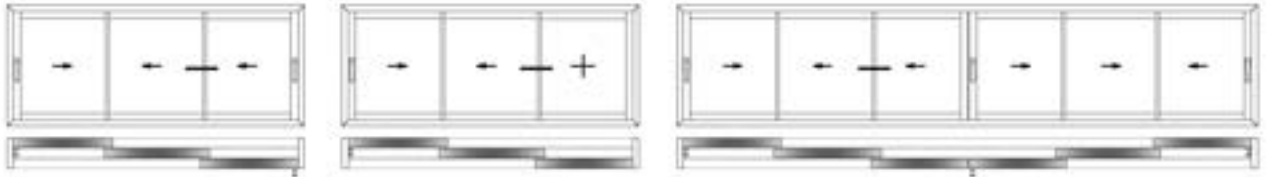


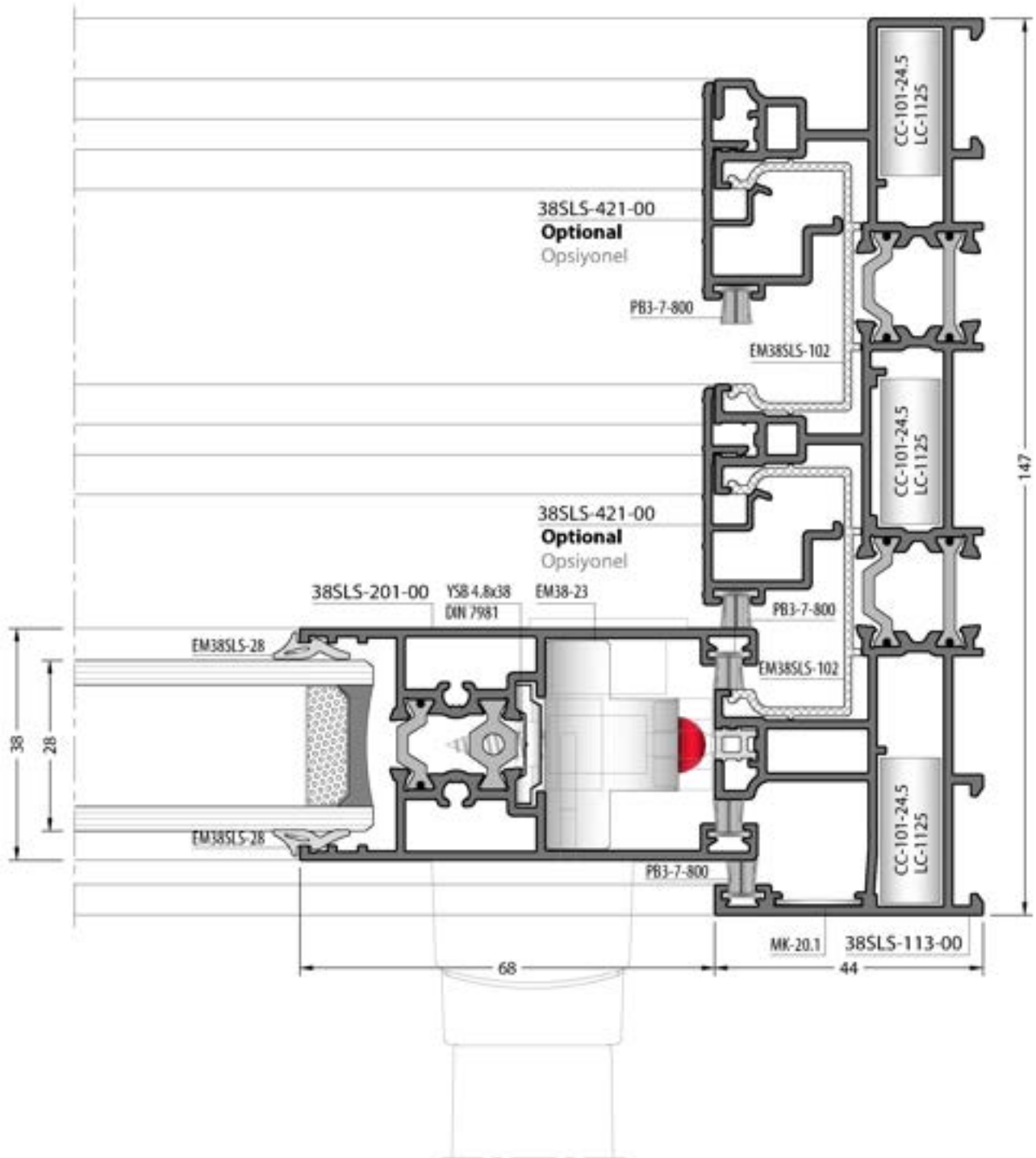
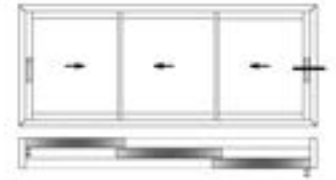


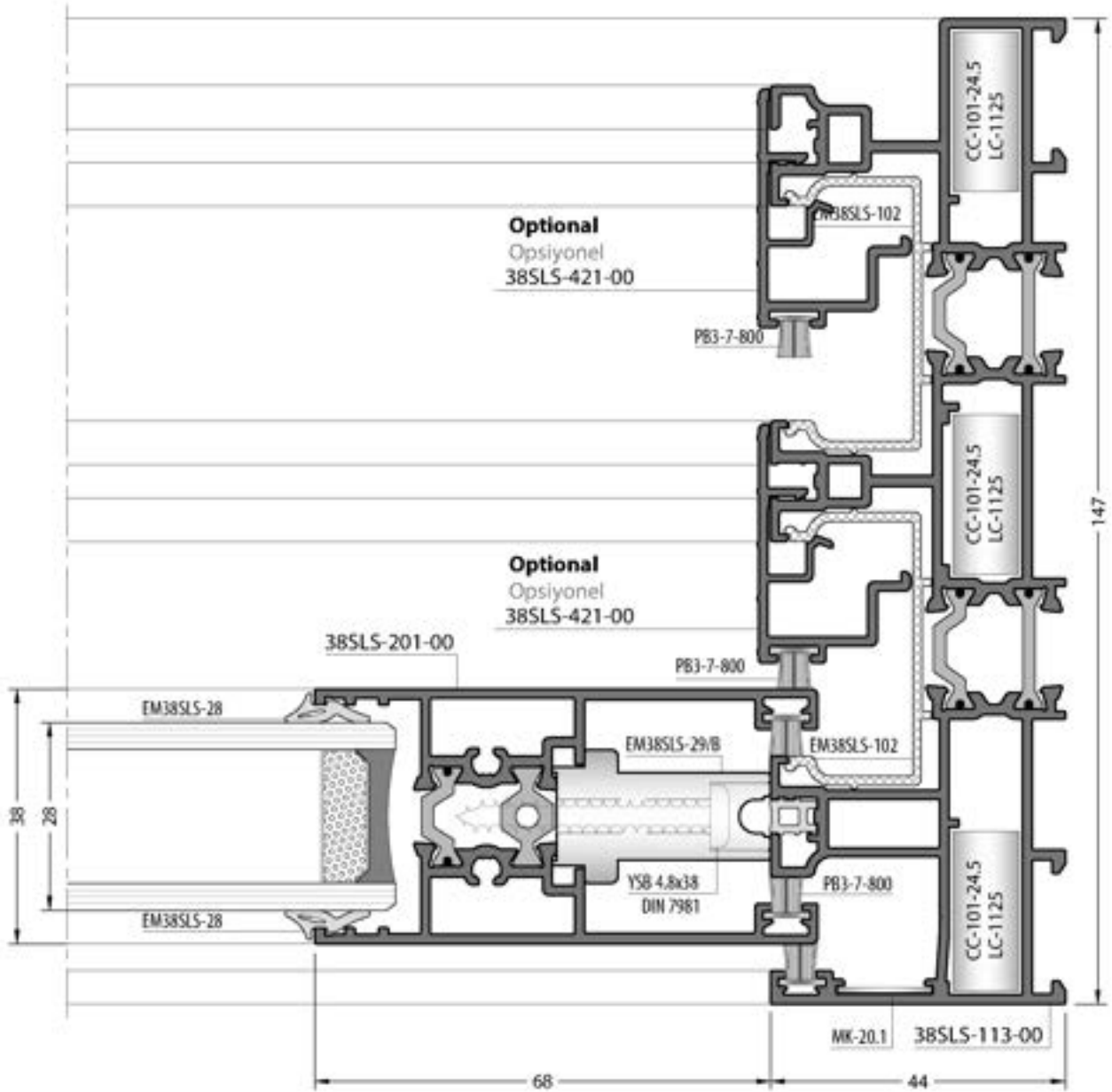
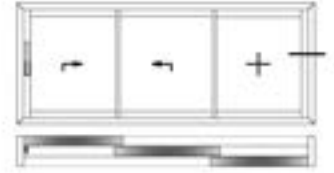


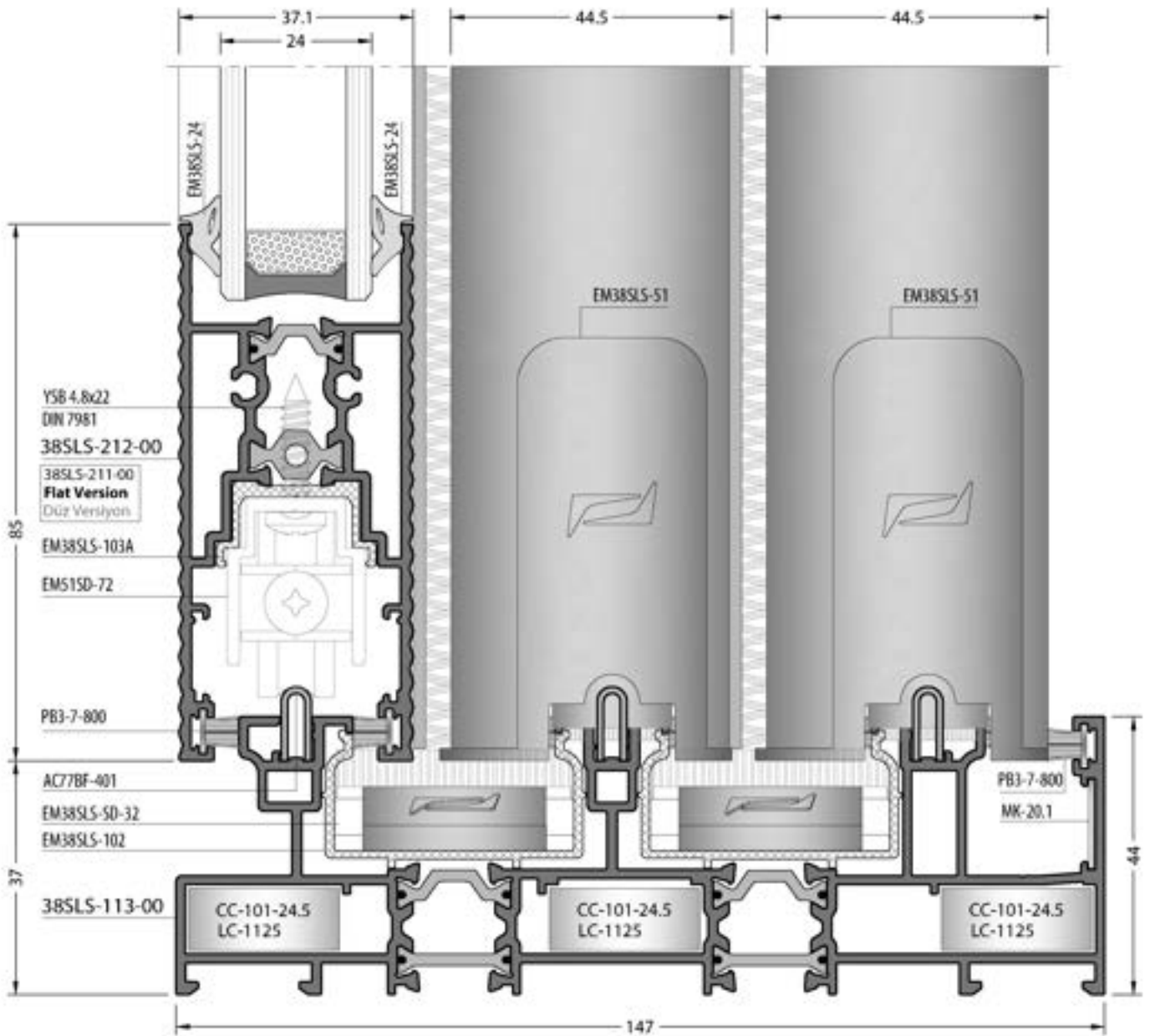
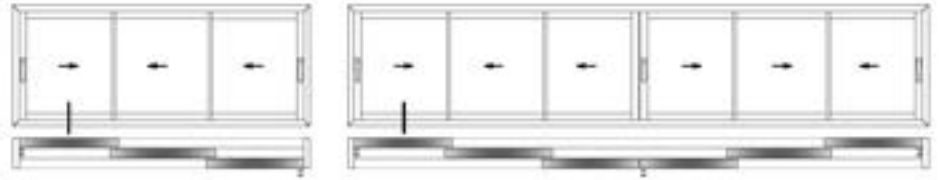


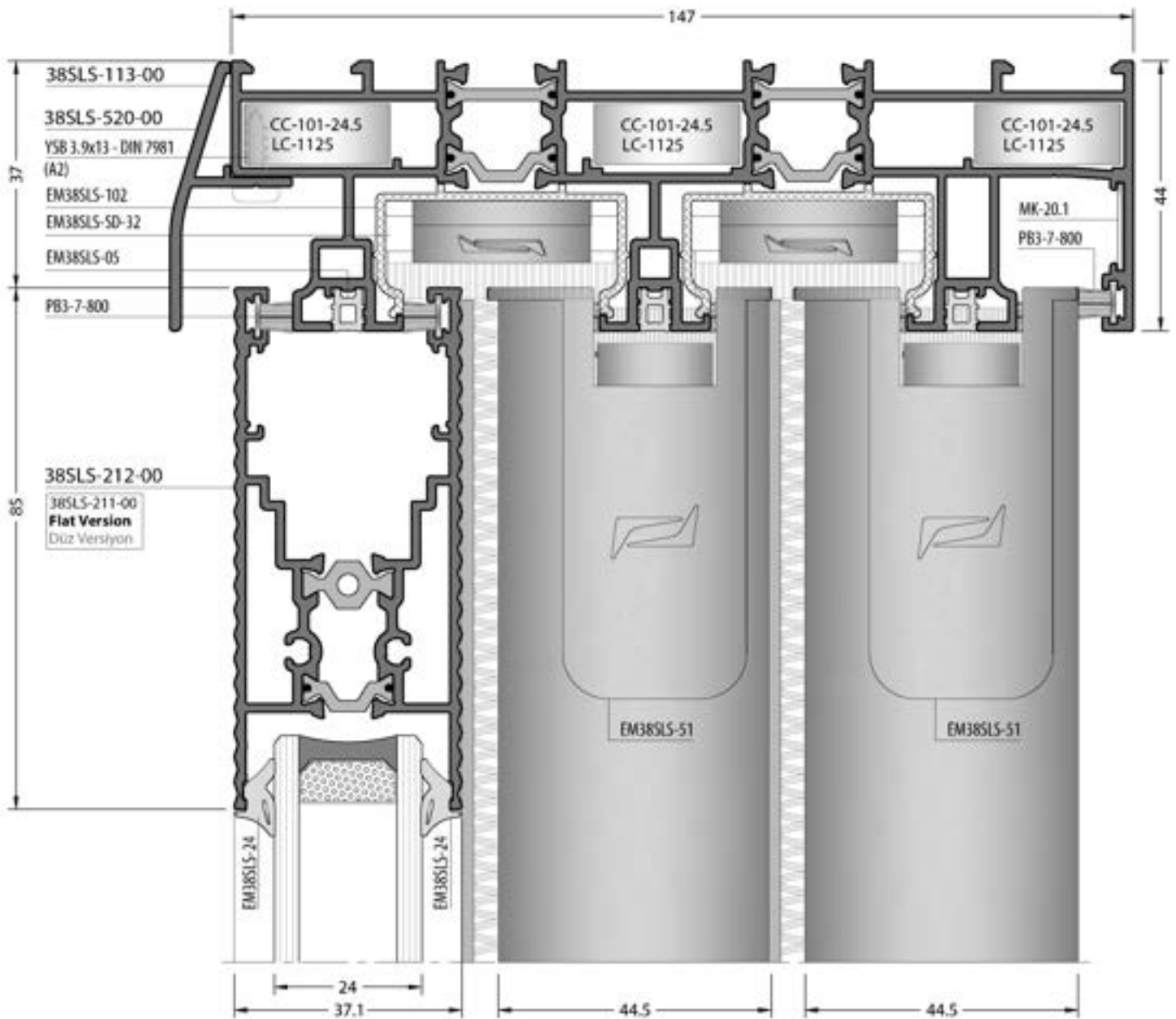
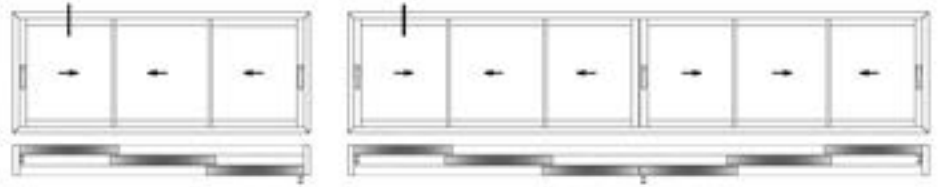


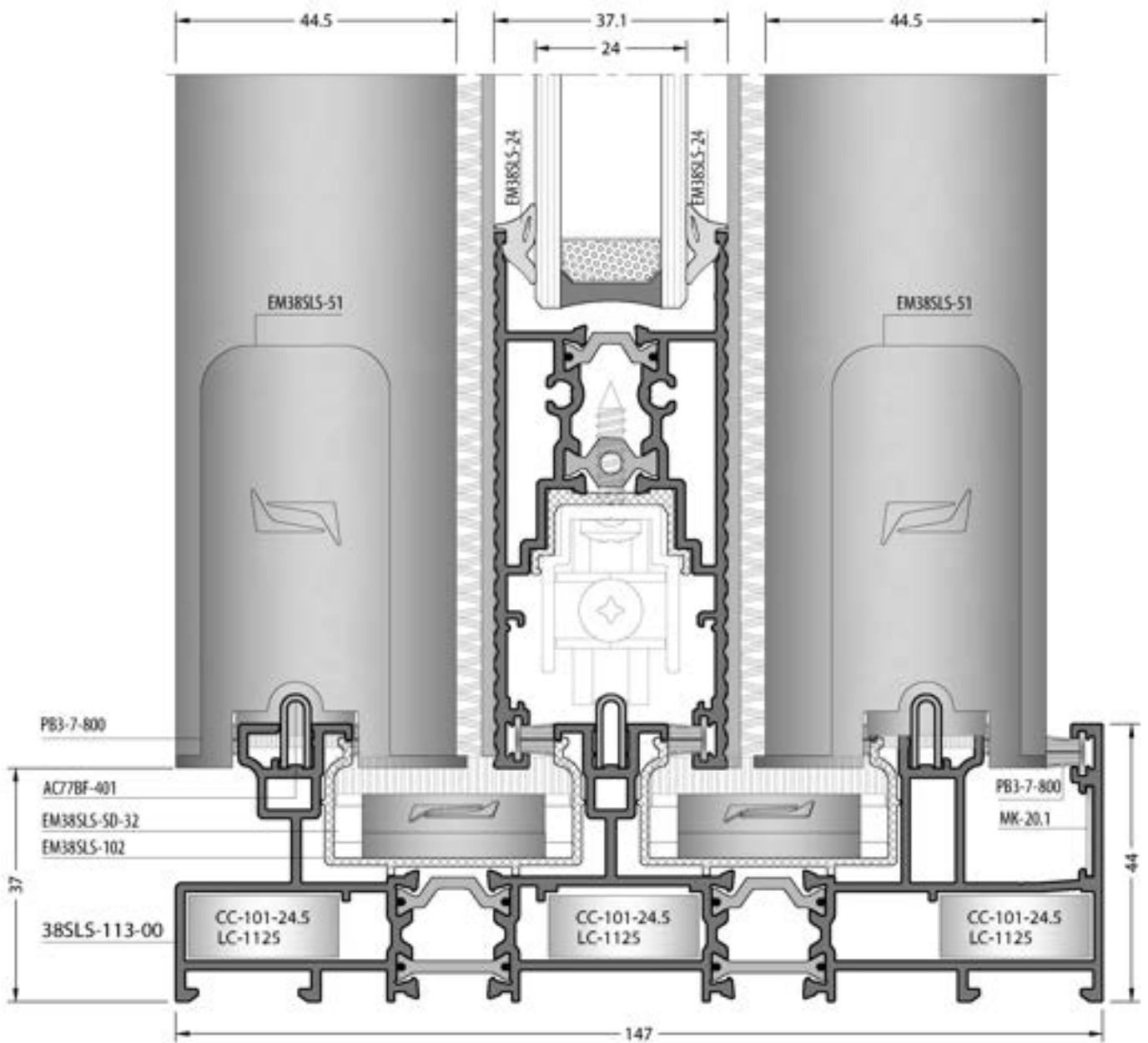
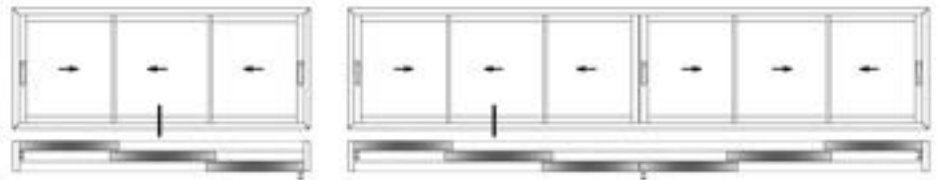


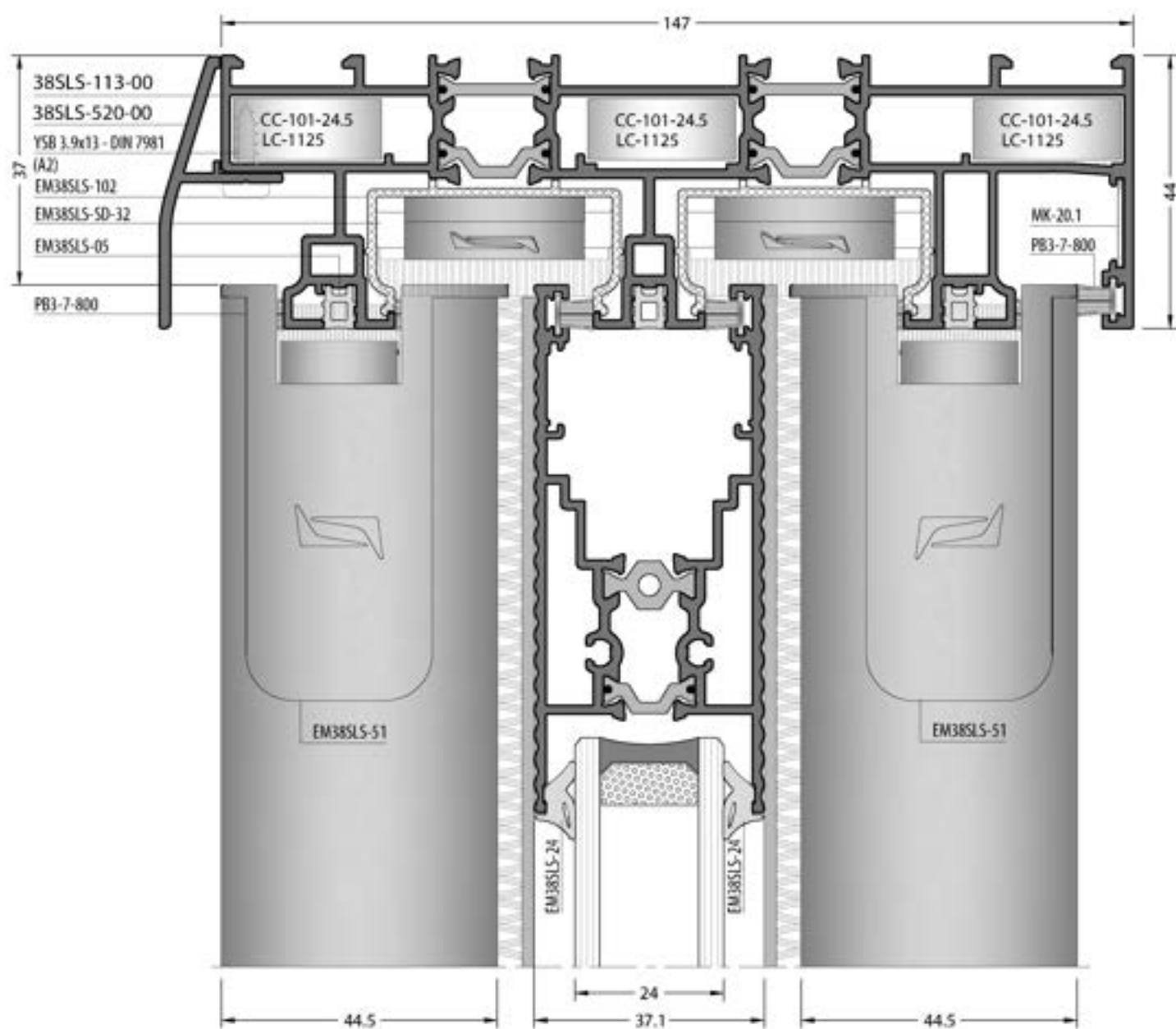



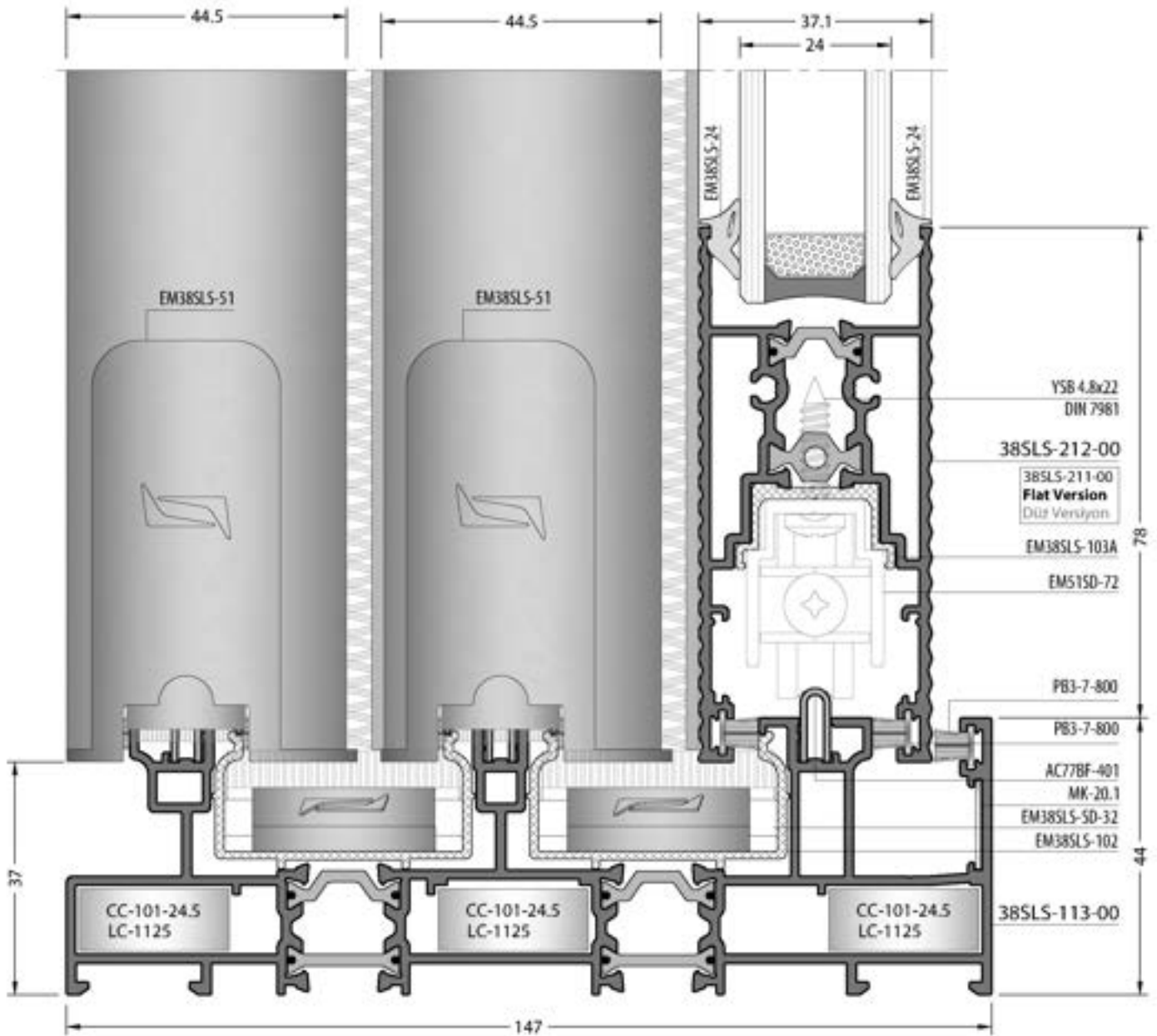
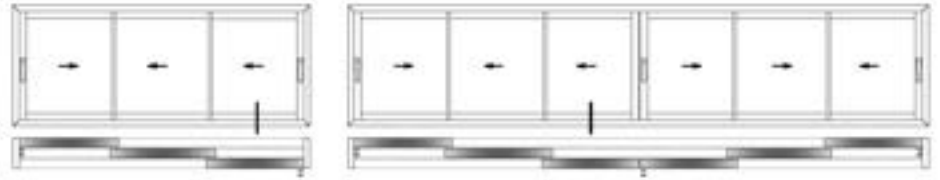


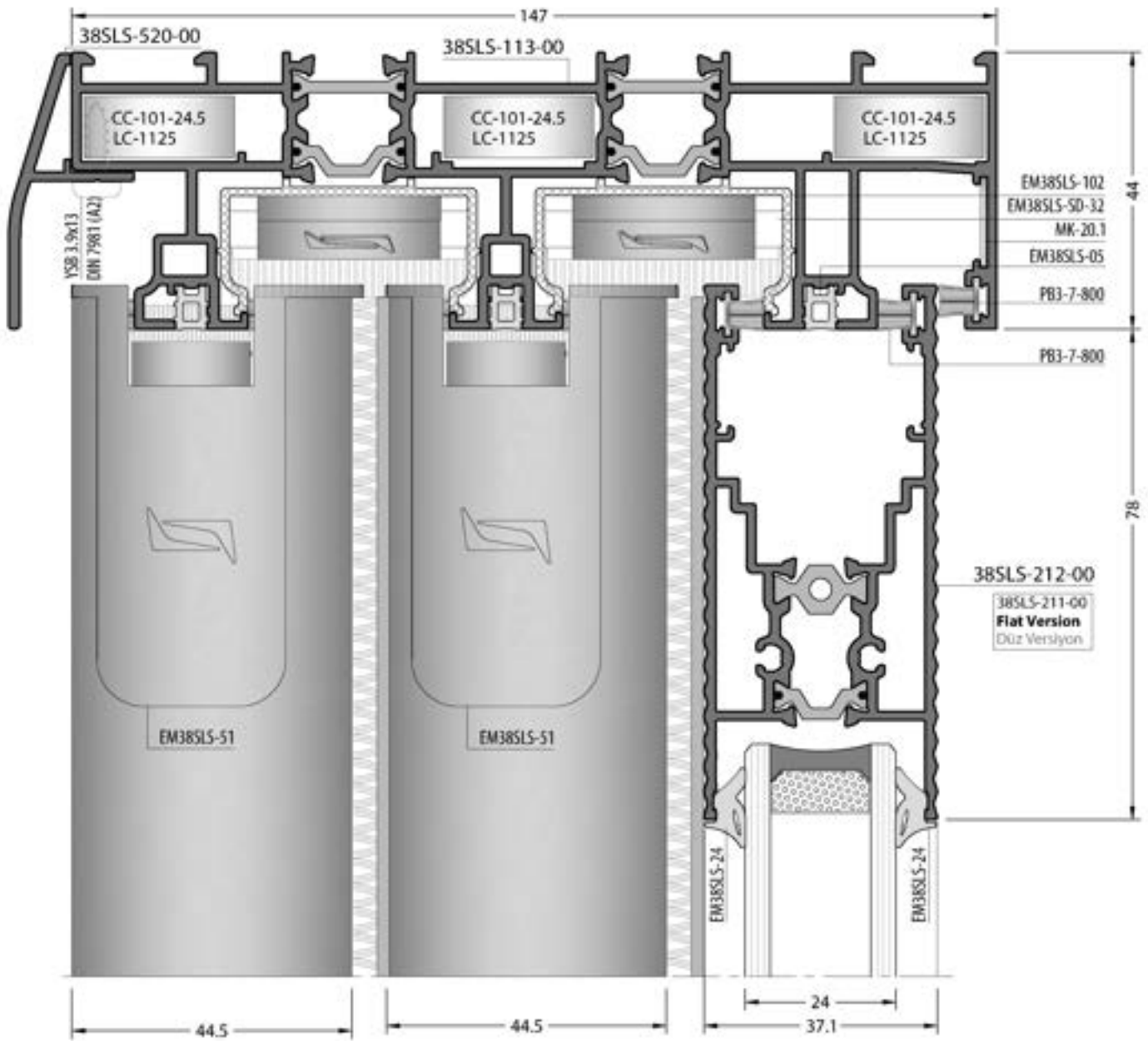
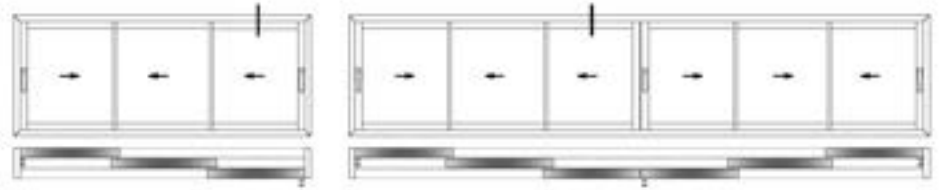


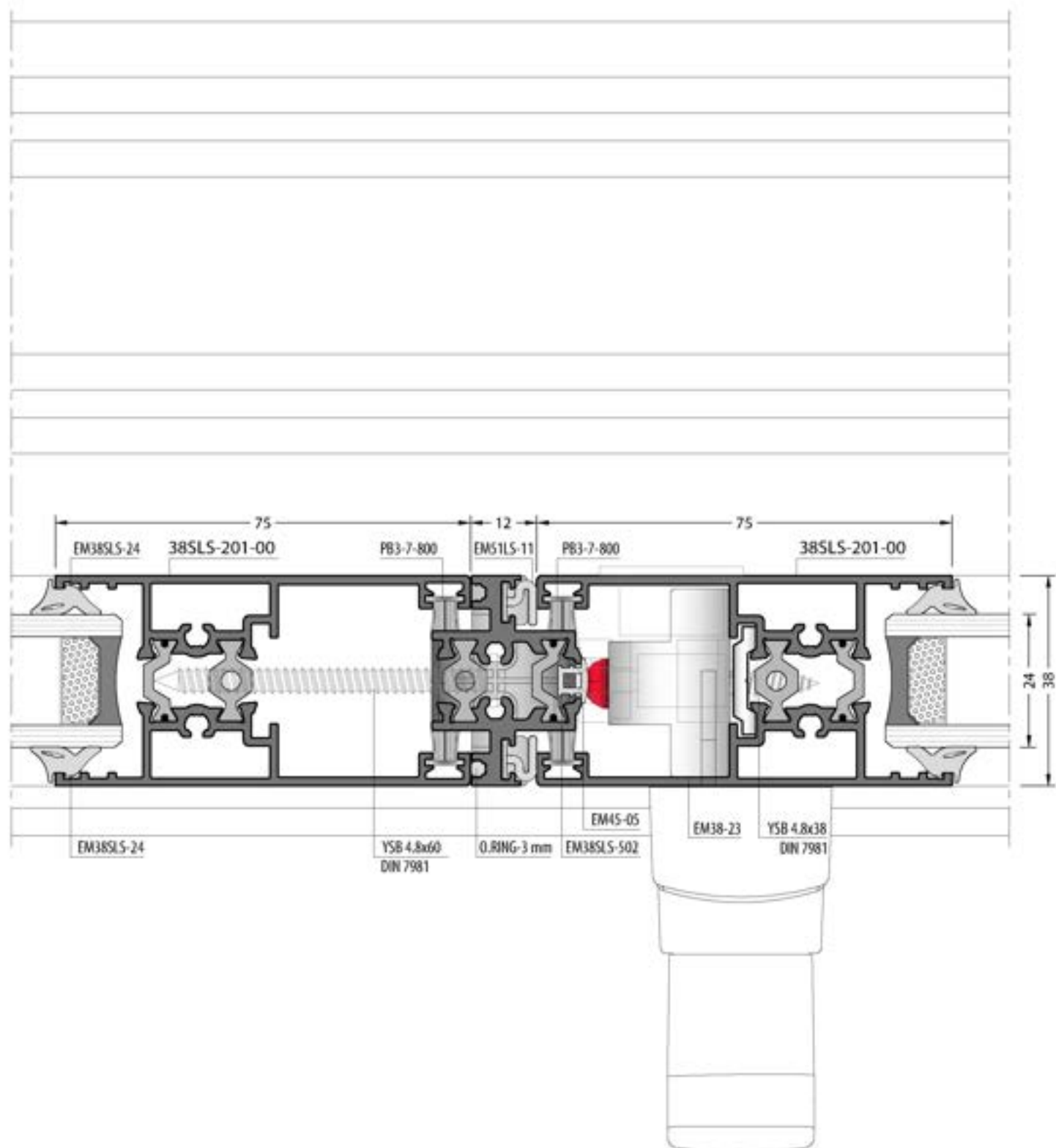


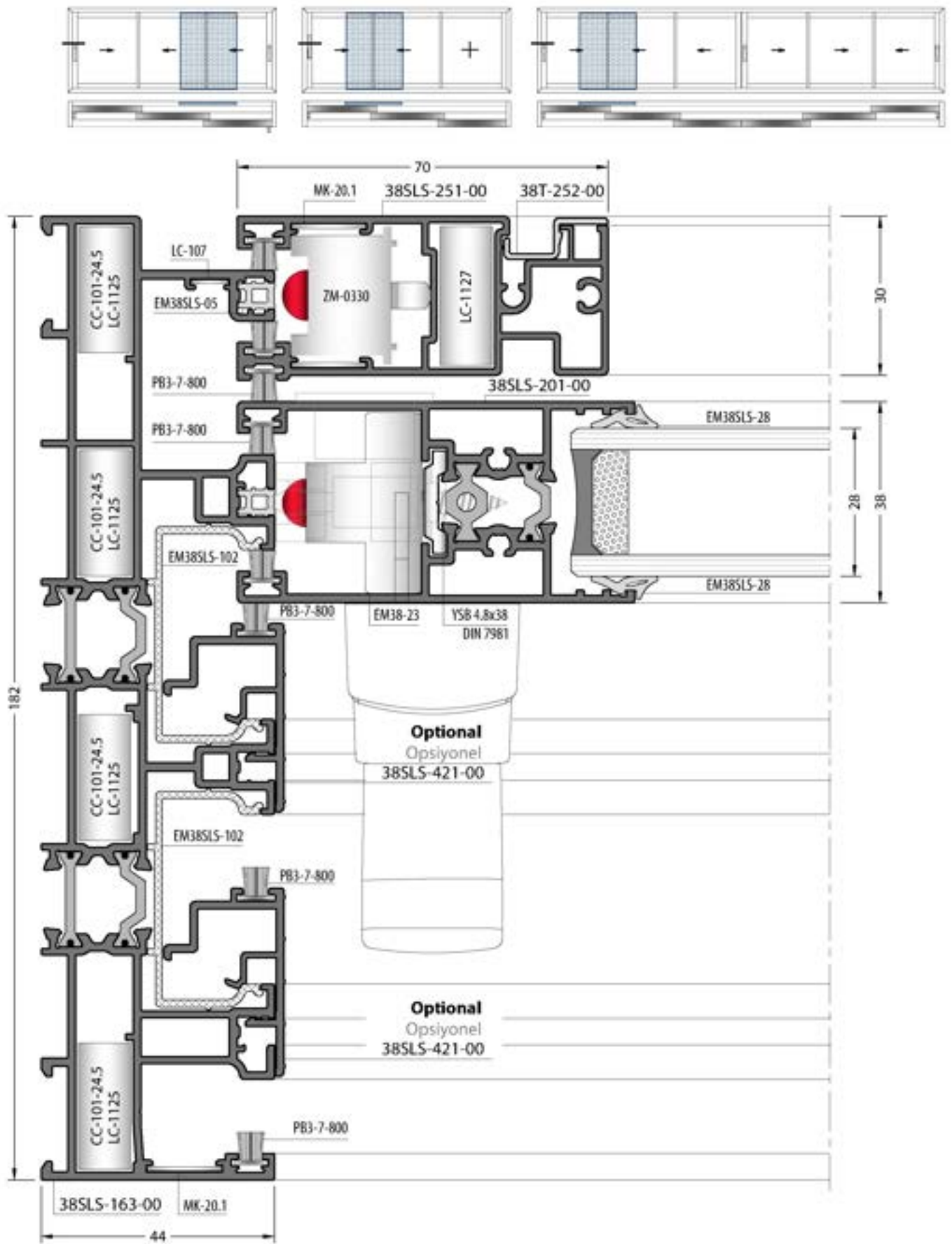


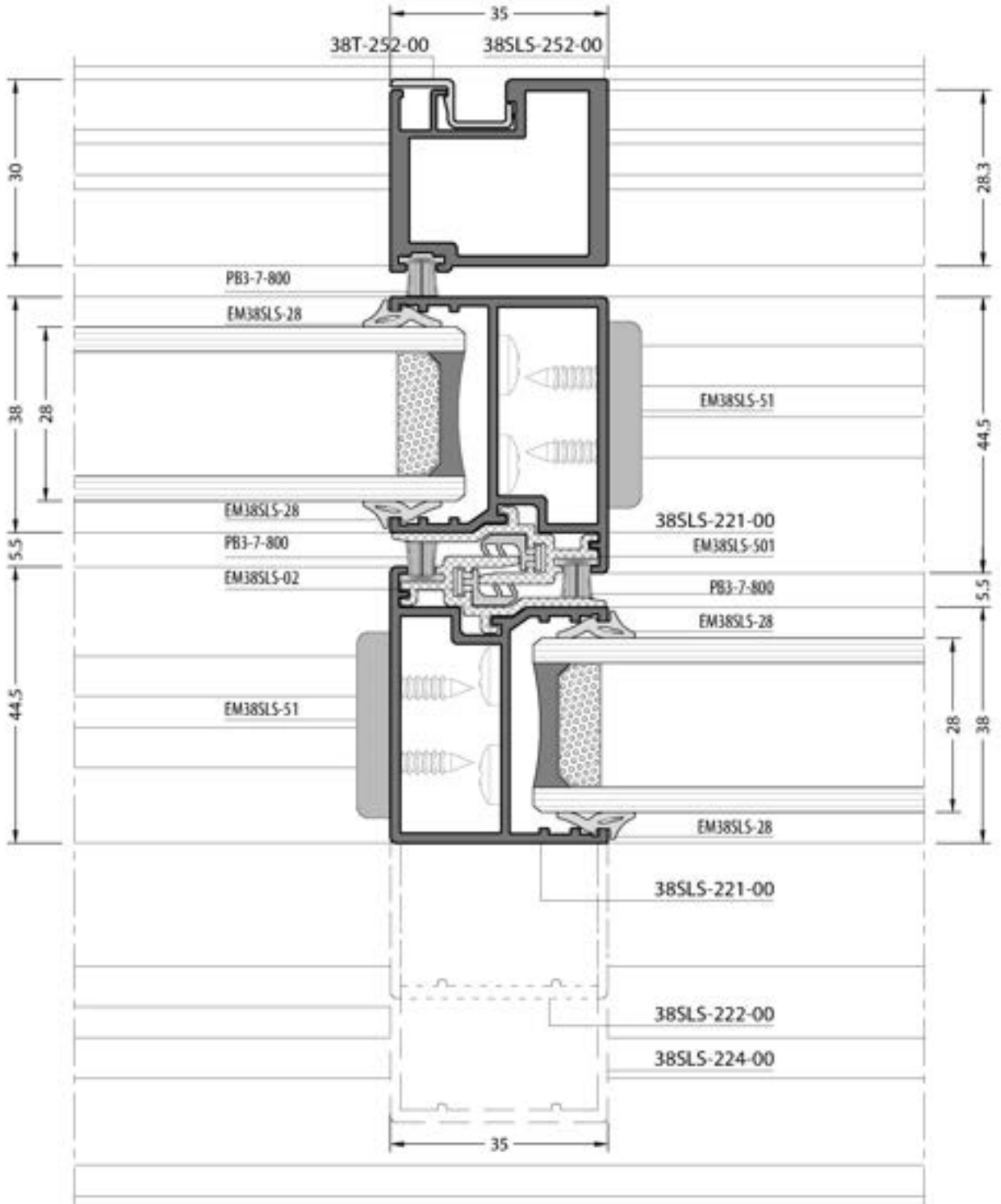
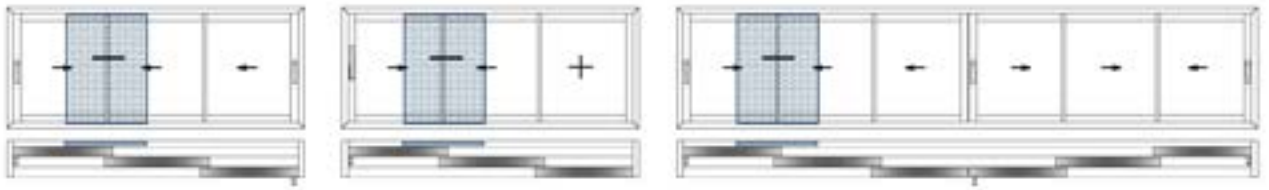


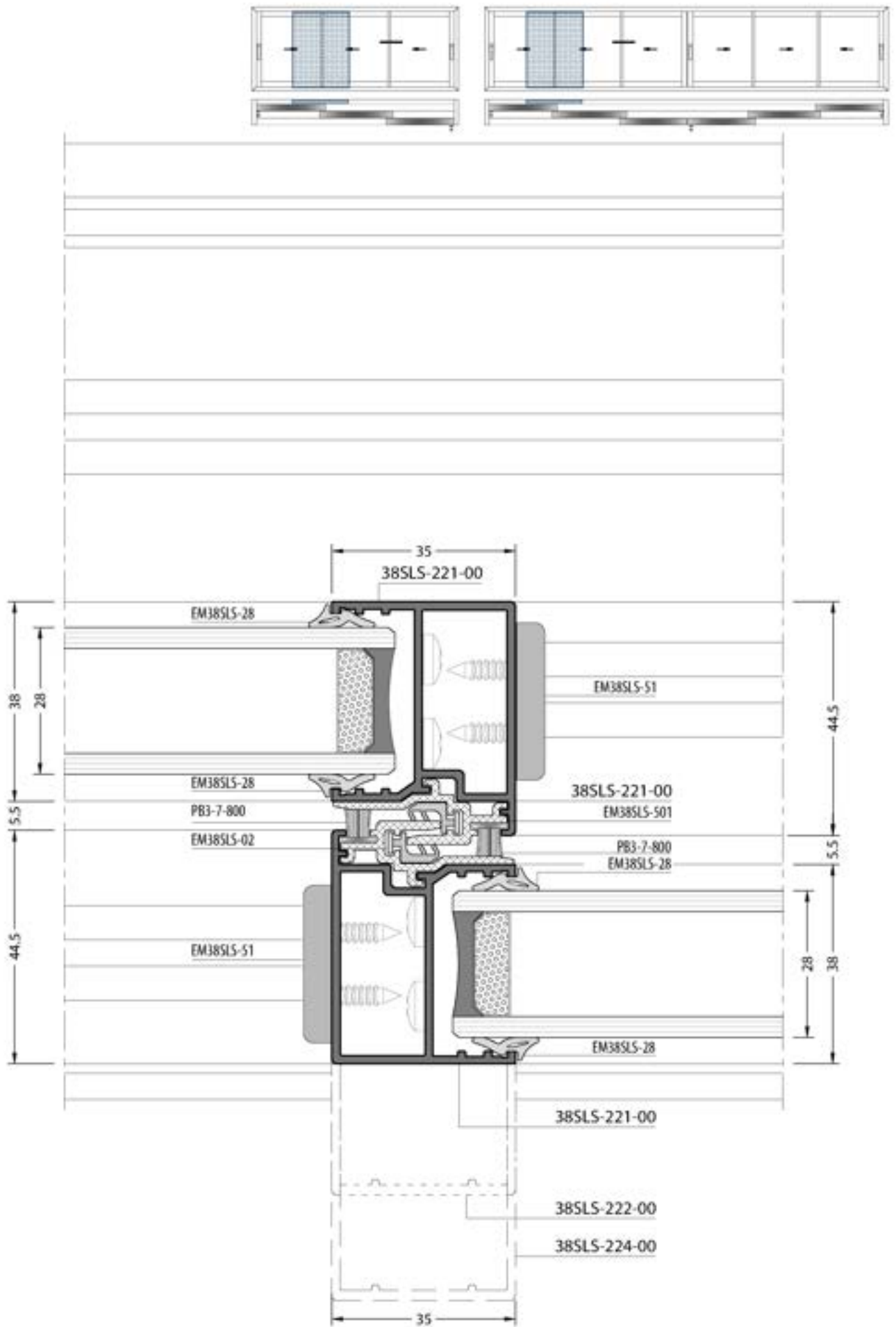


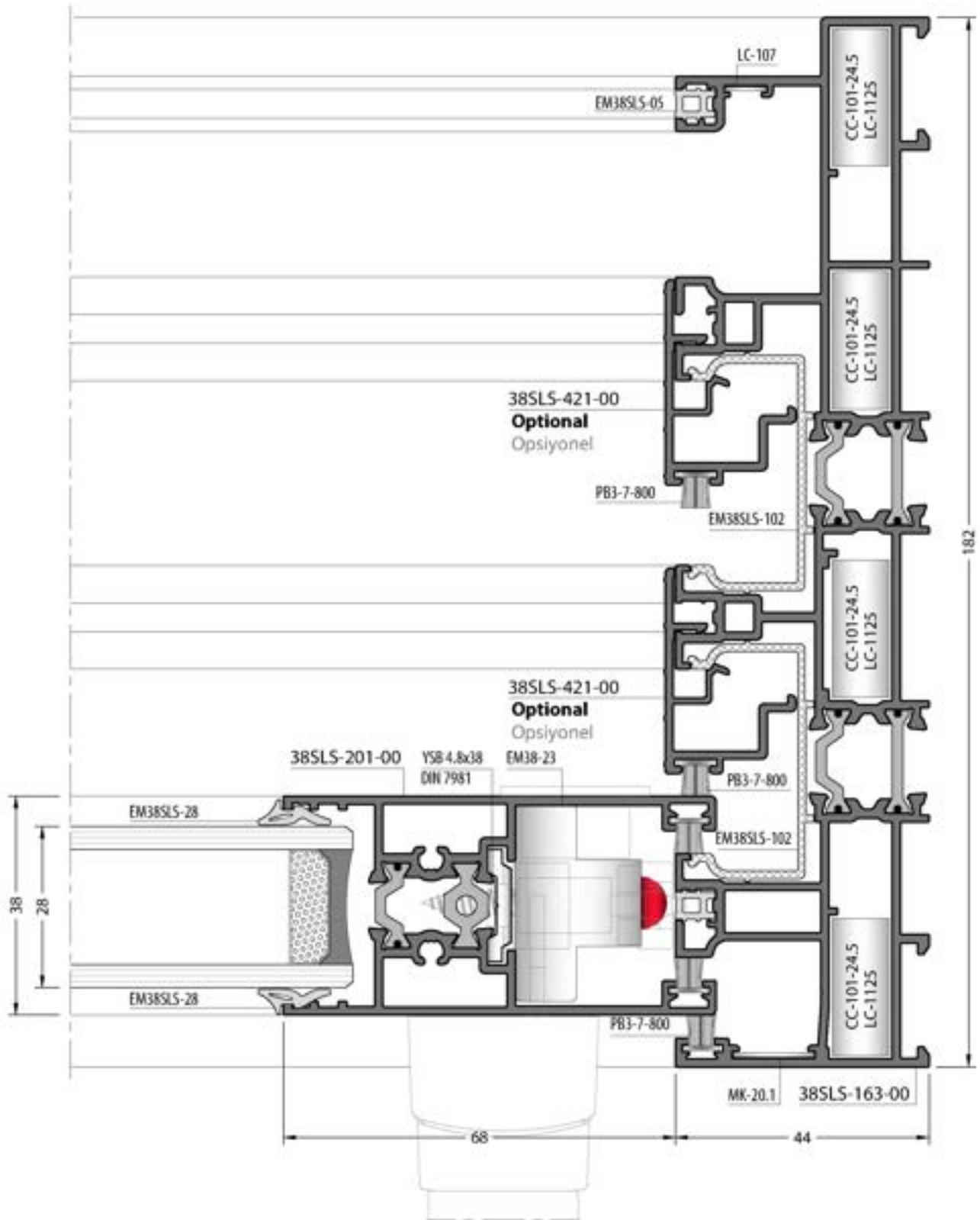
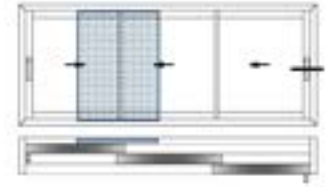


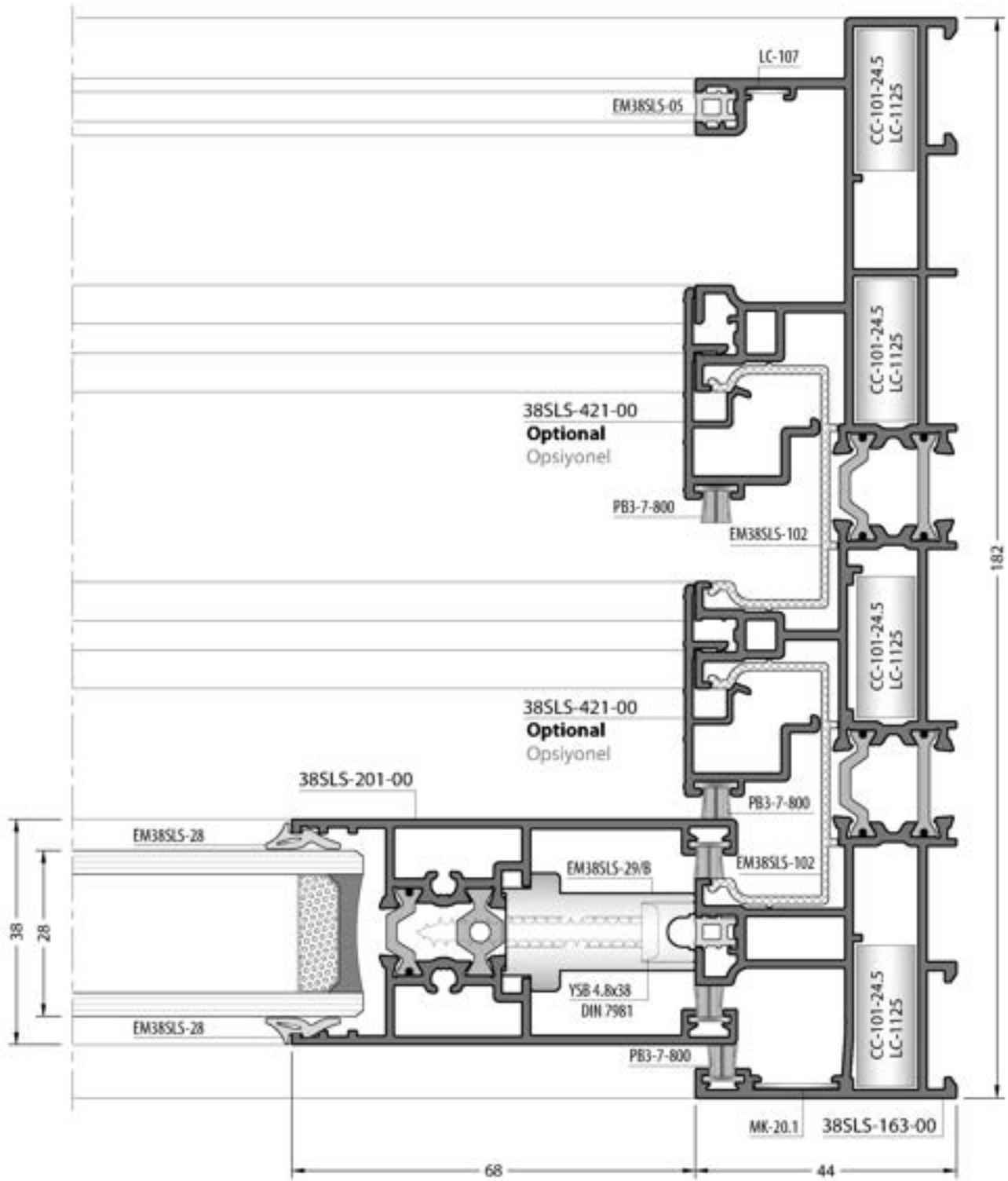
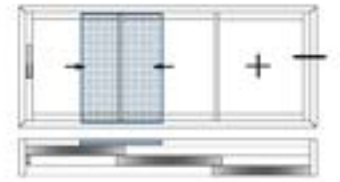


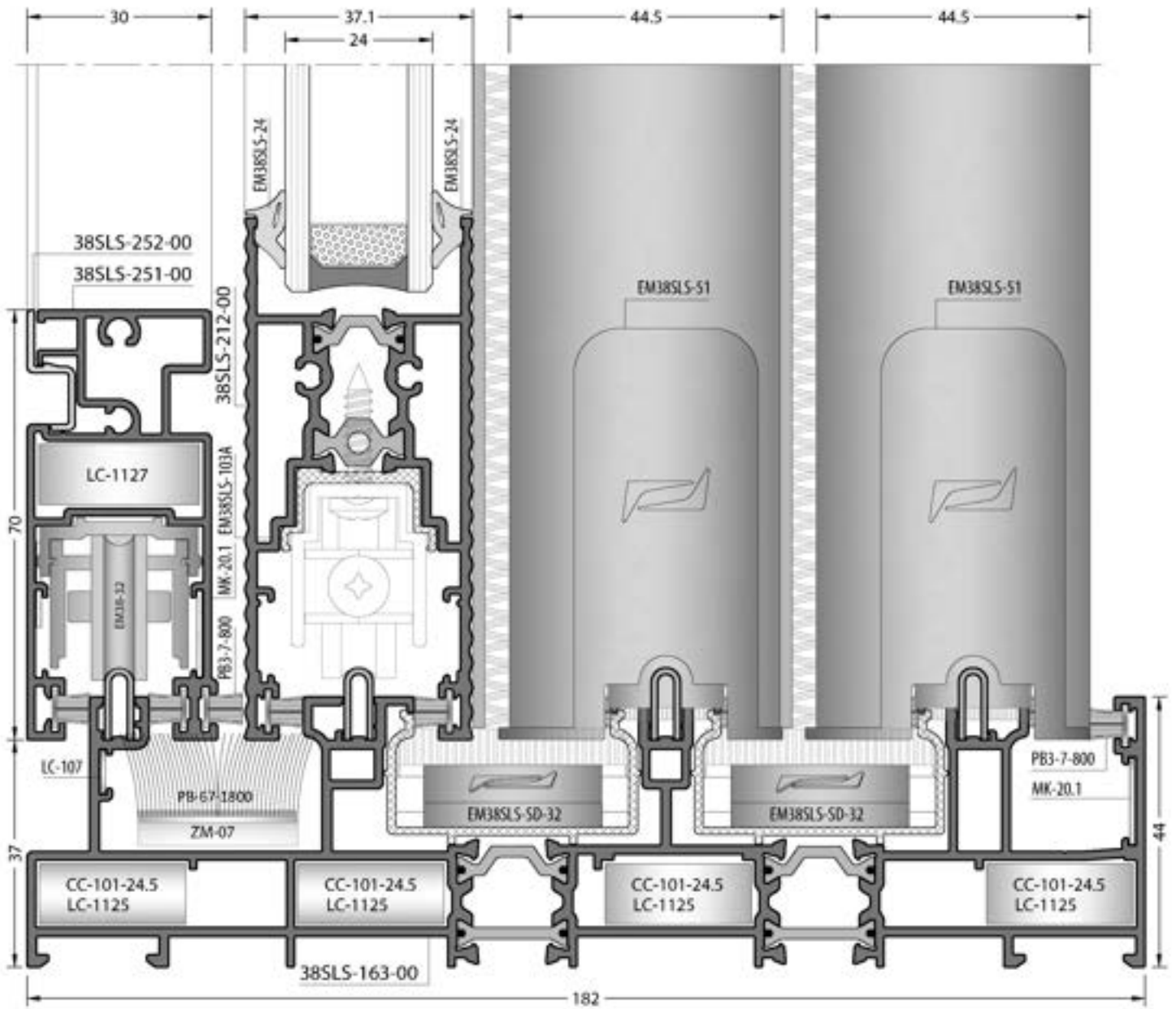
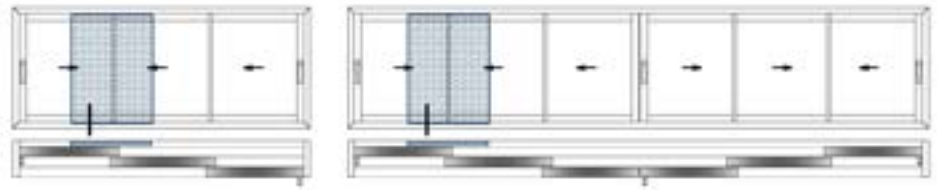


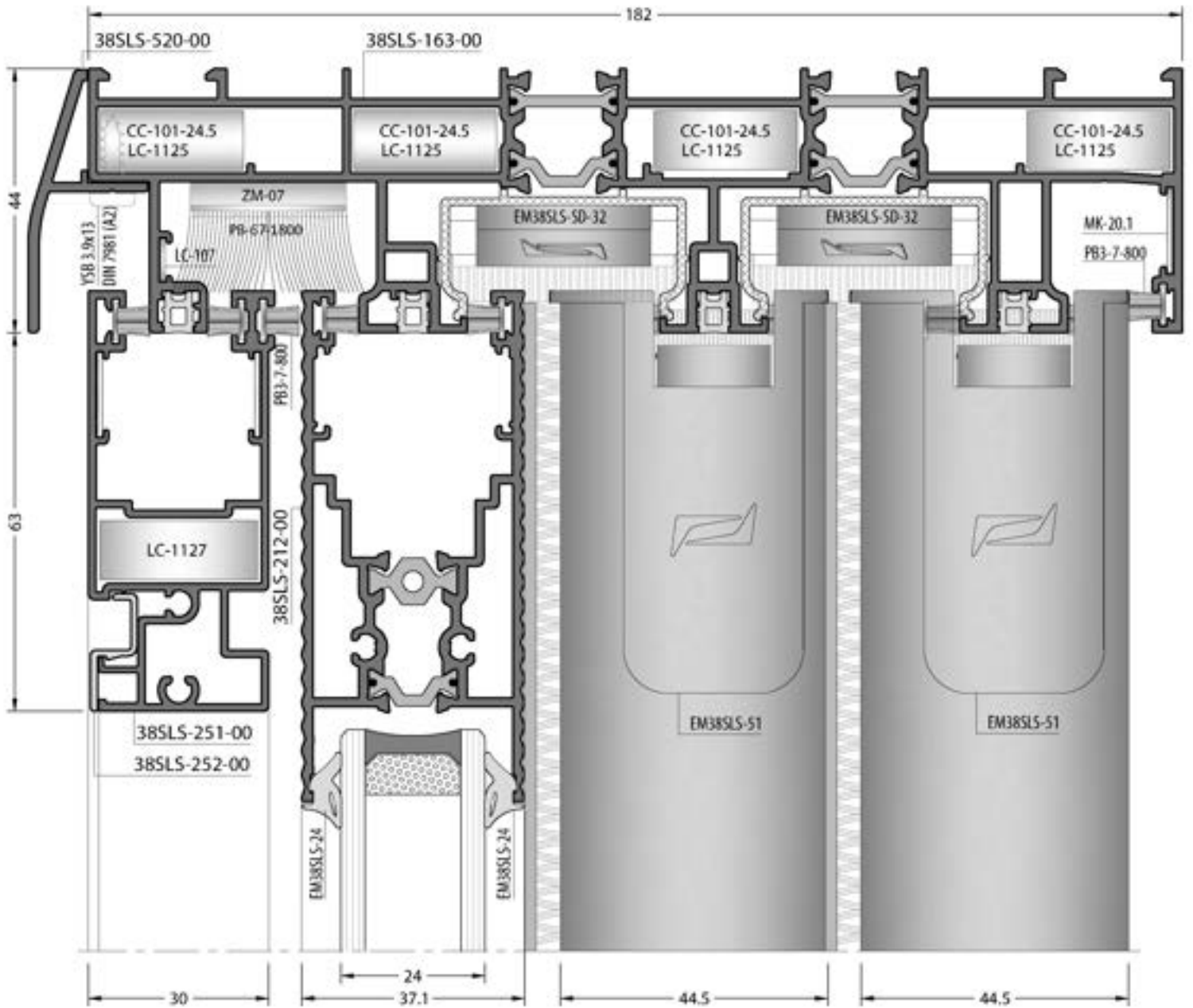
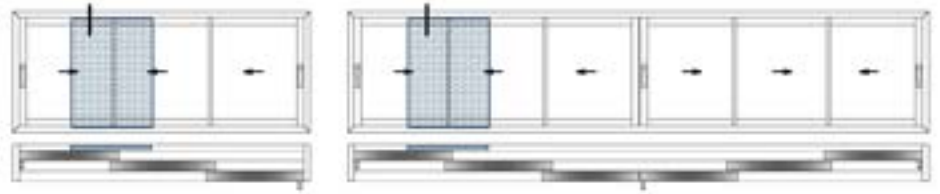


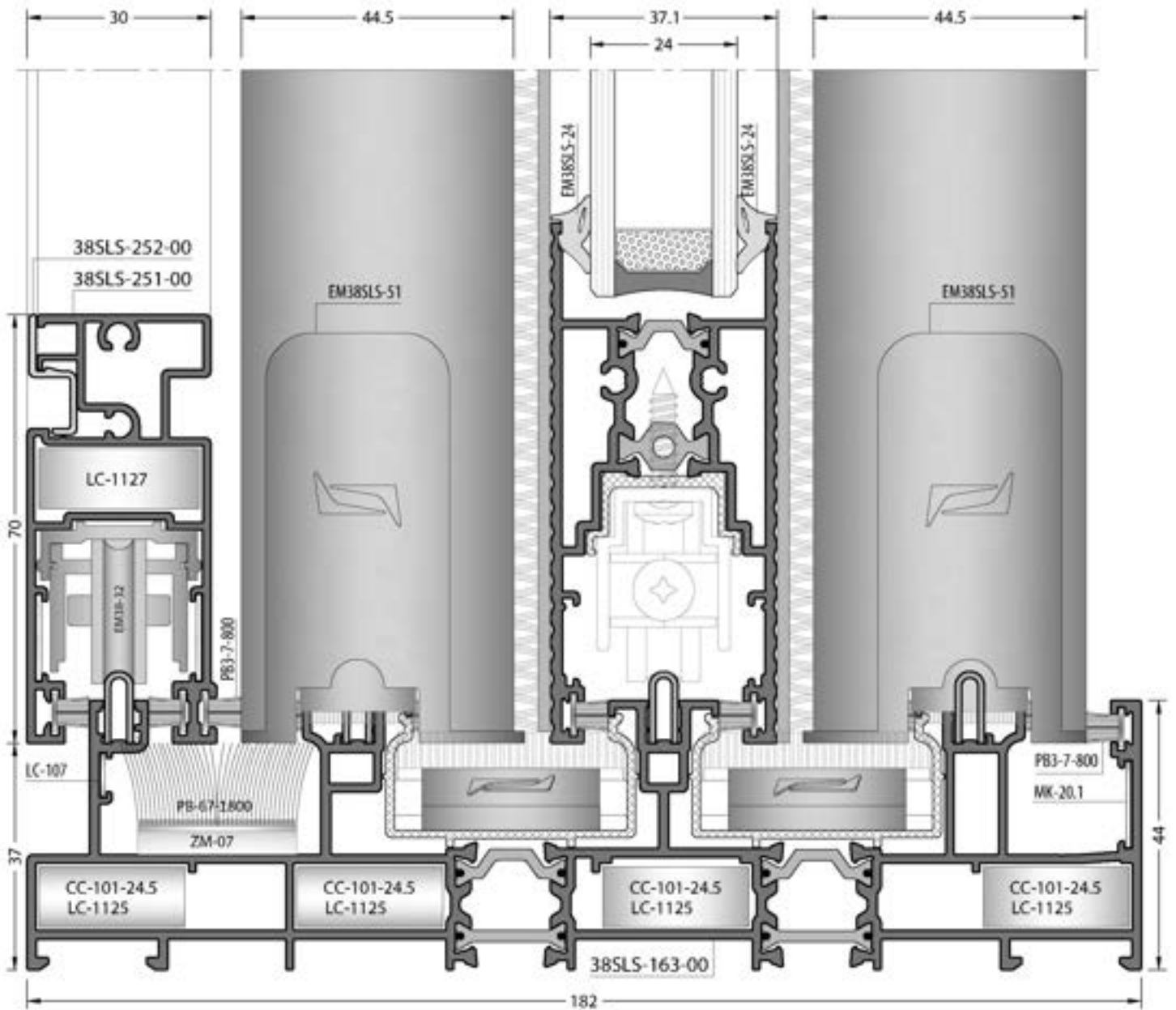
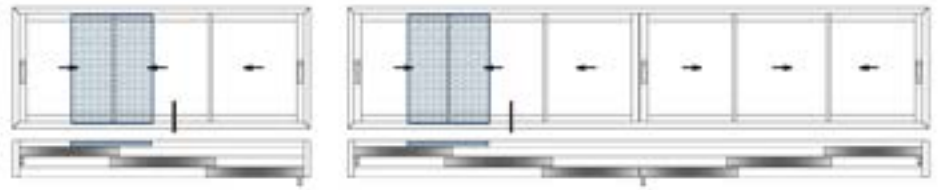


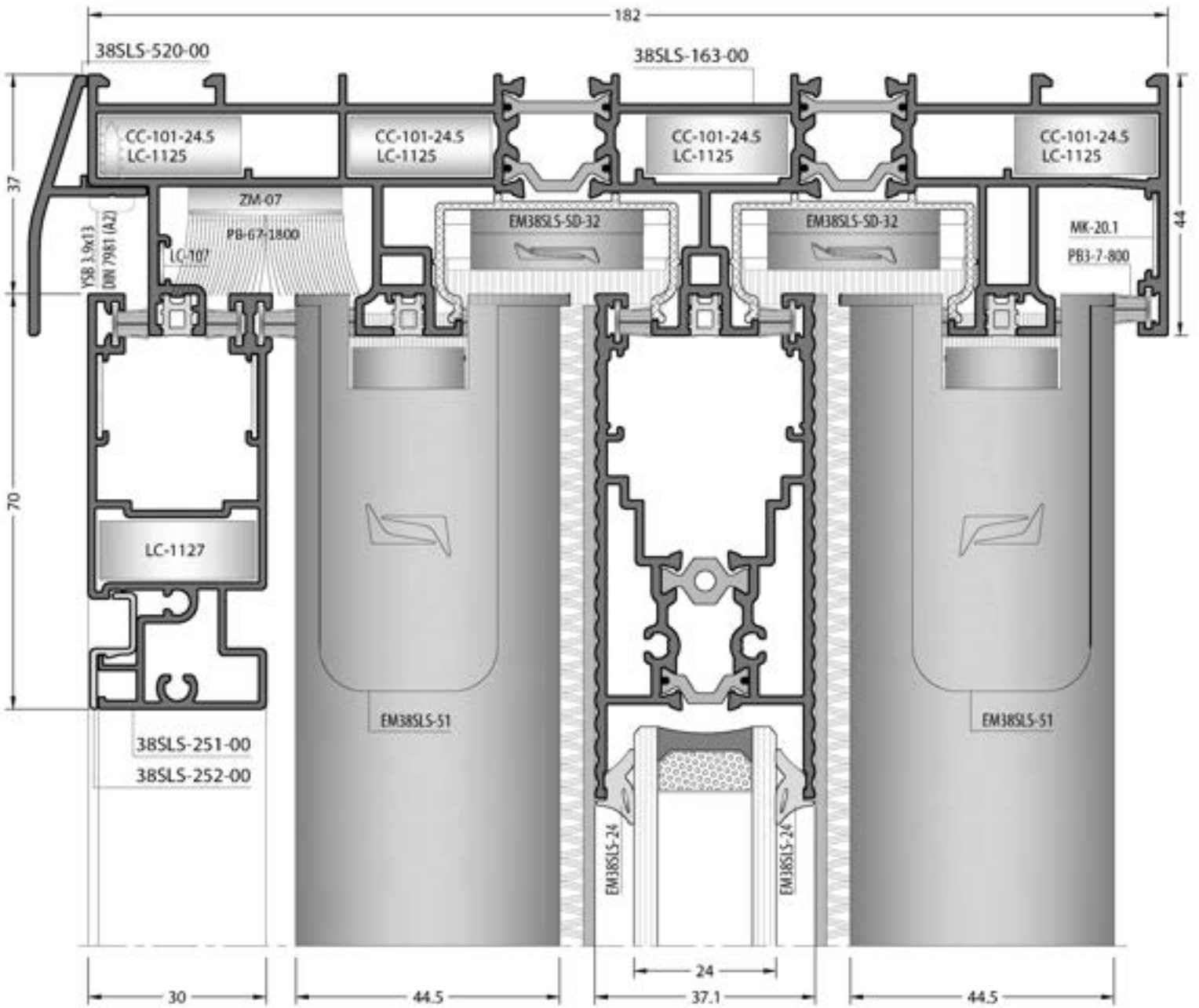
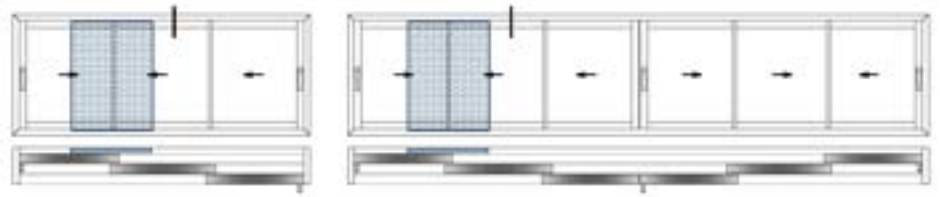


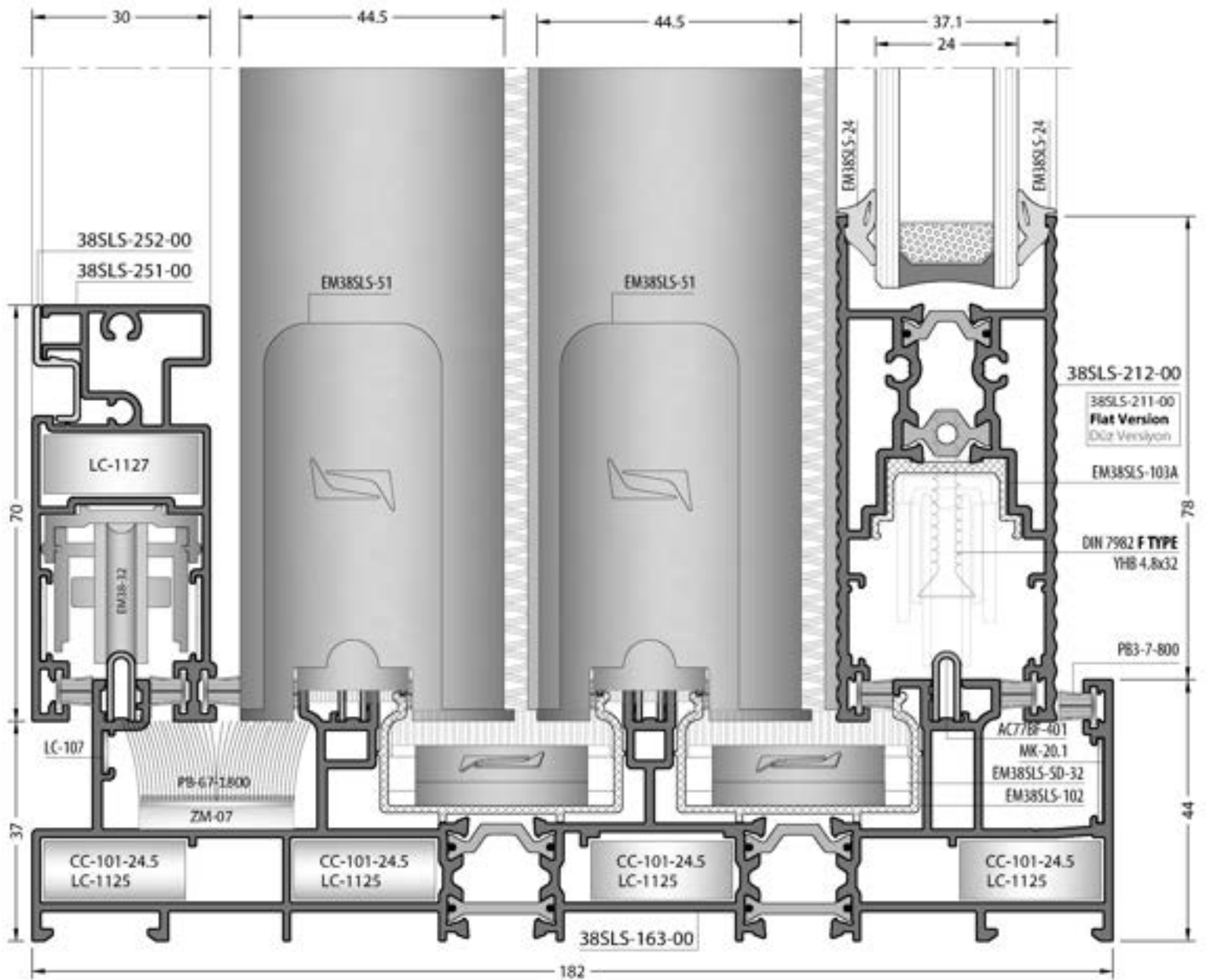
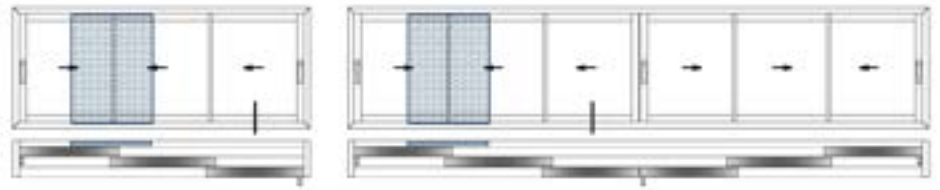


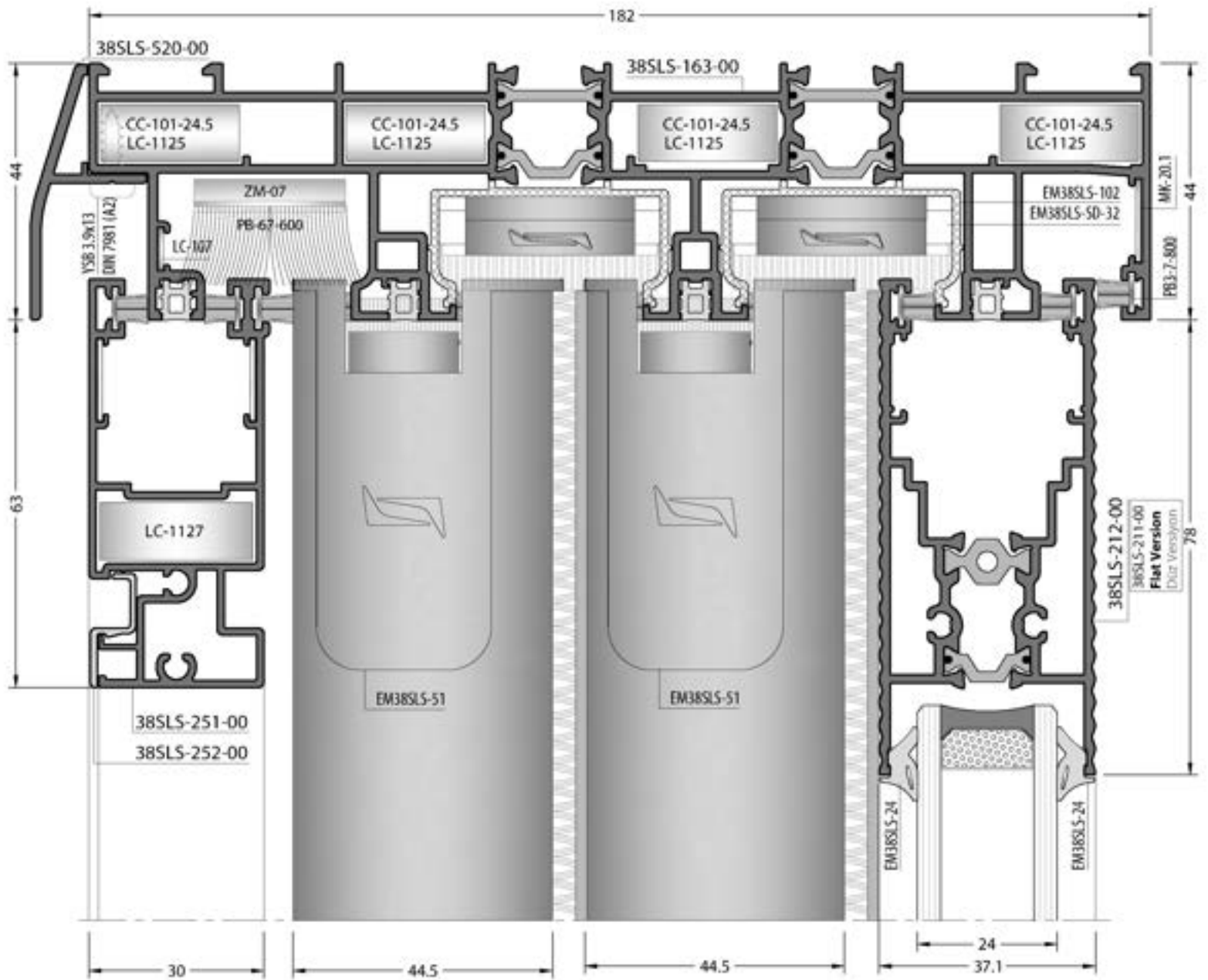
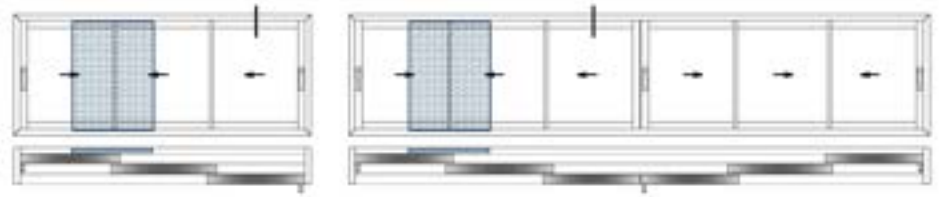







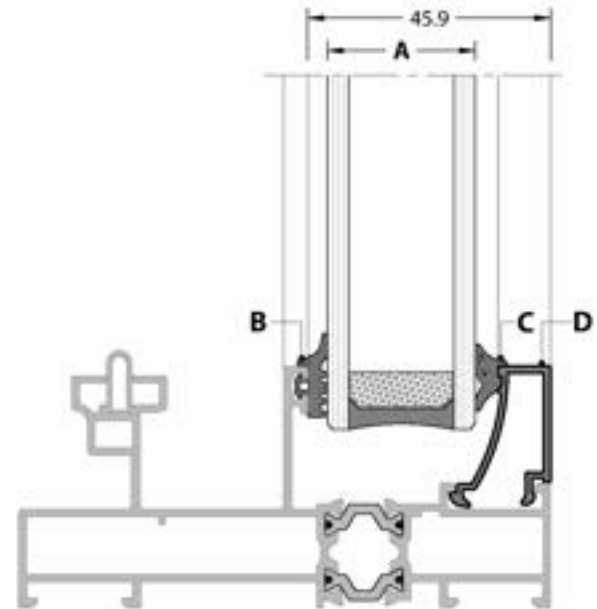
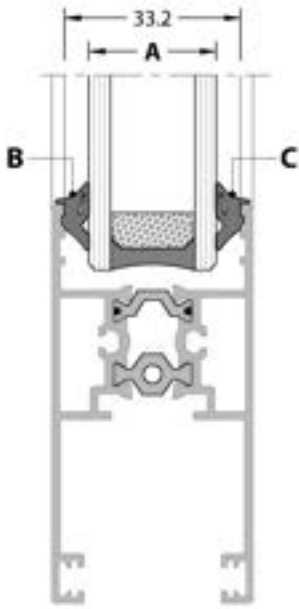








**GLAZING TABLES**  
CAM TABLOLARI










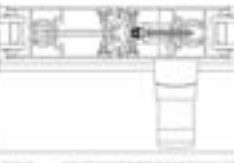









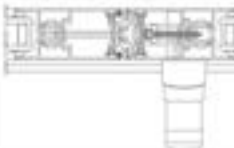


<b>A</b>	<b>B</b>	<b>C</b>
GLAZING THICKNESS CAM KALINLIĞI	GLASS GASKET CAM FİTİLİ	GLASS GASKET CAM FİTİLİ
<b>24 mm</b>	EM38SLS-24	EM38SLS-24
<b>26 mm</b>	EM38SLS-28	EM38SLS-24
<b>28 mm</b>	EM38SLS-28	EM38SLS-28



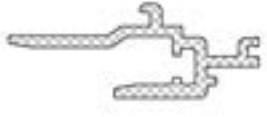

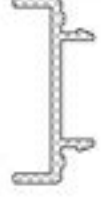
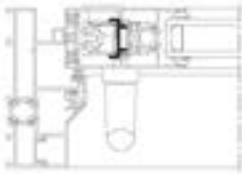

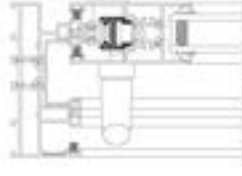
<b>A</b>	<b>B</b>	<b>C</b>	<b>D</b>
GLAZING THICKNESS CAM KALINLIĞI	OUTSIDE GLASS GASKET DIŞ CAM FİTİLİ	INSIDE GLASS GASKET İÇ CAM FİTİLİ	GLAZING BEAD CAM ÇİTASI
<b>24 mm</b>	EM2-03	EM1-04	08-104-00
		EM1-03	08-105-00
<b>26 mm</b>	EM2-03	EM1-05	08-103-00
<b>28 mm</b>	EM2-03	EM1-03	08-103-00

ACCESSORIES  
AKSESUARLAR

**GASKETS / FİTİLLER**

CODE / KOD	DRAWING / ÇİZİM	APPLICATION / UYGULAMA	DESCRIPTION AÇIKLAMA	MATERIAL MALZEME	IN ONE PACKAGE PAKET MİKTARI
PB3-7-800			<b>CAP GASKET</b> KUMAŞ FİNLİ FIRÇA (8 mm)	EPDM	500 m
EM38SLS-02			<b>CLAMPING GASKET</b> KENET FİTİLİ	TPV	500 m
EM51LS-11			<b>CLAMPING GASKET</b> KENET FİTİLİ	Co Extruded	250 m
EM38SLS-05			<b>FRAME GASKET</b> KASA FİTİLİ	EPDM	500 m
EM45-05			<b>FRAME GASKET</b> KASA FİTİLİ	EPDM	500 m
EM38SLS-06			<b>CAP GASKET</b> KAPAK FİTİLİ	EPDM	125 m
EM38SLS-28			<b>GLASS GASKET</b> CAM FİTİLİ	EPDM	500 m
EM38SLS-24			<b>GLASS GASKET</b> CAM FİTİLİ	EPDM	250 m
EM2-03			<b>OUTSIDE GLASS GASKET</b> DIŞ CAM FİTİLİ	EPDM	215 m
O.RING-3 mm			<b>O-RING GASKET</b> O-RING FİTİLİ	EPDM	100 m













**PVC ADAPTER / PVC ADAPTÖR**

CODE / KOD	DRAWING / ÇİZİM	APPLICATION UYGULAMA	DESCRIPTION AÇIKLAMA	MATERIAL MALZEME	IN ONE PACKAGE PAKET MİKTARI
EM38SLS-102			<b>U PLASTIK</b> U PLASTIC	PVC	6000 mm
EM38SLS-501			<b>U PLASTIK</b> U PLASTIC	PVC	6000 mm
EM38SLS-212			<b>U PLASTIK</b> U PLASTIC	PVC	6000 mm
EM38SLS-211			<b>U PLASTIK</b> U PLASTIC	PVC	6000 mm











**CUTTED CORNER JOINTS / KESİLMİŞ KÖŞE TAKOZLAR**

PACKAGE CODE PAKET KODU	DRAWING ÇİZİM	APPLICATION UYGULAMA	PROFILE CODE PROFİL KOD	CUTTING SIZE KESİM ÖLÇÜSÜ	APPLICATION PROFILES ÇALIŞTIĞI PROFİLLER
CC-101-24.5			09-101-00	24.5 mm	38SL5-101-00 38SL5-151-00 38SL5-102-00 38SL5-112-00 38SL5-122-00 38SL5-152-00 38SL5-162-00 38SL5-172-00 38SL5-103-00 38SL5-113-00 38SL5-153-00 38SL5-163-00
CC-101-26.5			09-101-00	26.5 mm	38SL5-251-00
LC-1125			.	.	38SL5-101-00 38SL5-151-00 38SL5-102-00 38SL5-112-00 38SL5-122-00 38SL5-162-00 38SL5-103-00 38SL5-113-00 38SL5-153-00 38SL5-163-00
LC-1127			.	.	38SL5-251-00
LC-107			.	.	38SL5-151-00 38SL5-152-00 38SL5-162-00 38SL5-153-00 38SL5-163-00 38SL5-172-00
MK-20.1			.	.	38SL5-112-00 38SL5-122-00 38SL5-162-00 38SL5-172-00 38SL5-113-00 38SL5-163-00 38SL5-251-00

**LIFT & SLIDE / KALDIR-SÜR  
ACCESORIES / AKSESUARLAR**

PACKAGE CODE PAKET KOD	VIEW RESİM	DESCRIPTION AÇIKLAMA	PACKAGE CODE PAKET KOD	VIEW RESİM	DESCRIPTION AÇIKLAMA
EM38SLS-51		<b>CLAMPING ACCESSORIES SET</b> KENET AKSESUAR TAKIMI	EM38SLS-SD-32		<b>WEATHER STRIP SET</b> 2'LI KASA HAVA KESİCİ TAKIMI
EM38SLS-21		<b>SASH JOINT PLASTIC</b> KANAT BİRLEŞİM PLASTİĞİ	ZM-07		<b>FLY SCREEN WEATHER STRIP</b> SİNEKLİK HAVA KESİCİ
EM38SLS-502		<b>FOUR SASH ACCESSORIES SET</b> DÖRT KANAT AKSESUAR TAKIMI	PB-67-1800 (430 mm)		
EM38SLS-29/A		<b>SASH FIXING WEDGE</b> KANAT SABİTLEME TAKOZU	EM11-10		<b>DRAINAGE CAP</b> TAHLİYE KAPAĞI
EM38SLS-29/B			EM70LS-10		<b>DRAINAGE CAP</b> TAHLİYE KAPAĞI
EM38SLS-SD-31		<b>FIXED WEATHER STRIP SET</b> SABİTLİ HAVA KESİCİ TAKIMI	EM51SD-08		<b>SASH STABILITY PLASTIC</b> KANAT DENGİ PLASTİĞİ

**GENERAL ACCESSORIES  
GENEL AKSESUARLAR**

PACKAGE CODE PAKET KOD	VIEW RESİM	DESCRIPTION AÇIKLAMA	PACKAGE CODE PAKET KOD	VIEW RESİM	DESCRIPTION AÇIKLAMA
EM38SLS-222		<b>SUPPORT PROFILE CAP</b> TAKVIYE PROFİL PLASTİĞİ	EM38SLS-190		<b>FRAME MONTAGE WEDGE</b> KASA MONTAJ TAKOZU
EM38SLS-224		<b>SUPPORT PROFILE CAP</b> TAKVIYE PROFİL PLASTİĞİ	EM38-32		<b>FLY SCREEN PULLEY WITH 2 WHEELS</b> SİNEKLİKLI RULMAN
EM38-23		<b>SASH STOPPER</b> KANAT STOPER	AC77BF-401		<b>STAINLESS RAIL</b> PASLANMAZ RAY (3,25 M)
ZM-0330		<b>FLYSCREEN STOPPER</b> SİNEKLİK STOPER	EM09-0001		<b>CAP</b> KAPAK
EM38SLS-103A		<b>U PVC</b> U PVC	EM38SLS-191		<b>SCREW CAPE</b> VIDA TAPASI

**SLIDE / SÜRME  
ACCESORIES / AKSESUARLAR**

	CODE KOD	VIEW RESİM	DESCRIPTION AÇIKLAMA	QUANTITY MİKTAR	
<b>OPTION / OPSİYON -01</b>	008.07.9027 RAL 9005		<b>CREMONE HANDLE WITH SINGLE PIN</b> TEK DİLLİ MAÇALI KOL	<b>1 Piece / Adet</b>	
	008.07.9028 RAL 9006				
	008.07.9029 RAL 9010				
	020.98.0502 RAL 9005		<b>PULLING HANDLE</b> BOŞ ÇEKME KOL	<b>1 Piece / Adet</b>	
	020.98.0503 RAL 9006				
	020.98.0504 RAL 9010				
	020.93.1003		<b>STRIKER</b> KARŞILIK	<b>2 Piece / Adet</b>	
			<b>PIN</b> PİM	<b>2 Piece / Adet</b>	
	003.75.9007		<b>POLYAMIDE LOCKING ROD</b> BOY TU	1500mm	<b>1 Piece / Adet</b>
	003.75.9008			750mm	
EM51SD-72		<b>DOUBLE PULLEY</b> SÜRME TEKER	<b>1 Piece / Adet</b>		
<b>OPTION / OPSİYON -02</b>	020.98.0505 RAL 9005		<b>CREMONE HANDLE WITH SINGLE PIN</b> TEK DİLLİ MAÇALI KOL	<b>1 Piece / Adet</b>	
	020.98.0506 RAL 9006				
	020.98.0507 RAL 9010				
	020.98.0502 RAL 9005		<b>PULLING HANDLE</b> BOŞ ÇEKME KOL	<b>1 Piece / Adet</b>	
	020.98.0503 RAL 9006				
	020.98.0504 RAL 9010				
	020.93.1003		<b>STRIKER</b> KARŞILIK	<b>2 Piece / Adet</b>	
			<b>PIN</b> PİM	<b>2 Piece / Adet</b>	
	003.75.9007		<b>POLYAMIDE LOCKING ROD</b> BOY TU	1500mm	<b>1 Piece / Adet</b>
	003.75.9008			750mm	
EM51SD-72		<b>DOUBLE PULLEY</b> SÜRME TEKER	<b>1 Piece / Adet</b>		






**SLIDE / SÜRME  
ACCESORIES / AKSESUARLAR**

	CODE KOD	VIEW RESİM	DESCRIPTION AÇIKLAMA	QUANTITY MİKTAR
<b>OPTION / OPSİYON -03</b>	008.07.9027		<b>CREMONE HANDLE WITH SINGLE PIN</b> TEK DILLİ MAÇALI KOL	1 Piece / Adet
	020.98.0502 RAL 9005		<b>PULLING HANDLE</b> BOŞ ÇEKME KOL	1 Piece / Adet
	020.98.0503 RAL 9006			
	020.98.0504 RAL 9010			
	020.93.1003		<b>STRIKER</b> KARŞILIK	2 Piece / Adet
			<b>PIN</b> PİM	2 Piece / Adet
	008.10.1875		<b>CONNECTION MECHANISM</b> TEK DILLİ KOL İLETİŞİM EKİPMANI	1 Piece / Adet
	EM51SD-72		<b>DOUBLE PULLEY</b> SÜRME TEKER	1 Piece / Adet
EM15-200 POLYAMİDE ROD / POLYAMİD TULU		Sash Height - 200 mm Adet Kanat Yüksekliği - 200 mm	6.005 m	
<b>OPTION / OPSİYON -04</b>	008.25.9005 RAL 9005		<b>SLIDING HANDLE</b> 7 MM KARE MİLLİ KOL	1 Piece / Adet
	008.25.9006 RAL 9006			
	008.25.9016 RAL 9010			
	020.98.0502 RAL 9005		<b>PULLING HANDLE</b> BOŞ ÇEKME KOL	1 Piece / Adet
	020.98.0503 RAL 9006			
	020.98.0504 RAL 9010			
	020.93.1003		<b>STRIKER</b> KARŞILIK	2 Piece / Adet
			<b>PIN</b> PİM	2 Piece / Adet
	020.95.1001		<b>GEARBOX</b> 7 PİN İLETİŞİM EKİPMANI	1 Piece / Adet
	EM51SD-72		<b>DOUBLE PULLEY</b> SÜRME TEKER	1 Piece / Adet
EM15-200 POLYAMİDE ROD / POLYAMİD TULU		Sash Height - 200 mm Adet Kanat Yüksekliği - 200 mm	6.005 m	

**SLIDE / SÜRME  
ACCESORIES / AKSESUARLAR**

	CODE KOD	VIEW RESİM	DESCRIPTION AÇIKLAMA	QUANTITY MİKTAR
<b>OPTION / OPSİYON -05</b>	008.25.9005 RAL 9005		<b>SLIDING HANDLE</b> 7 MM KARE MİLLİ KOL	<b>1 Piece / Adet</b>
	008.25.9006 RAL 9006			
	008.25.9016 RAL 9010			
	020.98.0502 RAL 9005		<b>PULLING HANDLE</b> BOŞ ÇEKME KOL	<b>1 Piece / Adet</b>
	020.98.0503 RAL 9006			
	020.98.0504 RAL 9010			
	020.93.1003		<b>STRIKER</b> KARŞILIK	<b>2 Piece / Adet</b>
			<b>PIN</b> PİM	<b>2 Piece / Adet</b>
	020.95.1001		<b>GEARBOX</b> 7 PIN İLETİŞİM EKİPMANI	<b>1 Piece / Adet</b>
	020.95.2500		<b>LOCKING MECHANISM</b> KİLİT MEKANİZMASI	<b>1 Piece / Adet</b>
EM51SD-72		<b>DOUBLE PULLEY</b> SÜRME TEKER	<b>1 Piece / Adet</b>	
EM15-200 POLYAMİDE ROD / POLYAMİD TELİ		Sash Height - 200 mm Adet Kanat Yüksekliği - 200 mm	<b>6.005 m</b>	
<b>OPTION / OPSİYON -06</b>	020.98.0502 RAL 9005		<b>PULLING HANDLE</b> BOŞ ÇEKME KOL	<b>1 Piece / Adet</b>
	020.98.0503 RAL 9006			
	020.98.0504 RAL 9010			
	008.12.9005 RAL 9005		<b>EMBEDDING HANDLE AND STRIKER</b> HAVUZ KOL VE KARŞILIĞI	<b>1 Piece / Adet</b>
	008.12.9006 RAL 9006			
	008.12.9016 RAL 9010			
	EM51SD-72		<b>DOUBLE PULLEY</b> SÜRME TEKER	<b>1 Piece / Adet</b>

**SLIDE / SÜRME  
ACCESORIES / AKSESUARLAR**

CODE KOD	VIEW RESİM	DESCRIPTION AÇIKLAMA	QUANTITY MİKTAR
008.25.9005 RAL 9005		<b>SLIDING HANDLE</b> 7 mm KARE MİLLİ KOL	<b>1 Piece / Adet</b>
008.25.9006 RAL 9006			
008.25.9016 RAL 9010			
023.51.0401		<b>PVC ESPAGNOLETTE</b> PVC İSPANYOLET 7,5 AKS 400 mm	<b>1 Piece / Adet</b>
023.51.0402		<b>PVC ESPAGNOLETTE</b> PVC İSPANYOLET 7,5 AKS 600 mm	
023.51.0403		<b>PVC ESPAGNOLETTE</b> PVC İSPANYOLET 7,5 AKS 800 mm	
023.51.0404		<b>PVC ESPAGNOLETTE</b> PVC İSPANYOLET 7,5 AKS 1000 mm	
023.51.0405		<b>PVC ESPAGNOLETTE</b> PVC İSPANYOLET 7,5 AKS 1200 mm	
023.51.0406		<b>PVC ESPAGNOLETTE</b> PVC İSPANYOLET 7,5 AKS 1400 mm	
023.51.0407		<b>PVC ESPAGNOLETTE</b> PVC İSPANYOLET 7,5 AKS 1600 mm	
023.51.0408		<b>PVC ESPAGNOLETTE</b> PVC İSPANYOLET 7,5 AKS 1800 mm	
023.51.0409		<b>PVC ESPAGNOLETTE</b> PVC İSPANYOLET 7,5 AKS 2000 mm	
023.51.0410		<b>PVC ESPAGNOLETTE</b> PVC İSPANYOLET 7,5 AKS 2200 mm	
023.51.0011		<b>STRIKER</b> KARŞILIK	<b>2 Piece / Adet</b>
EM38SLS-211		<b>U PLASTİK</b> U PLASTİK	<b>Sash Height - 100 mm</b> Kanat Yüksekliği - 100 mm
EM51SD-72		<b>DOUBLE PULLEY</b> SÜRME TEKER	<b>1 Piece / Adet</b>

**OPTION / OPSİYON -07**

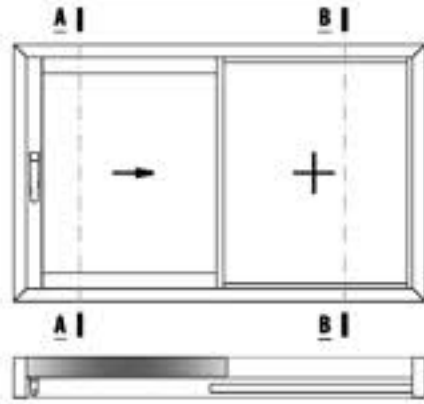
**SLIDE / SÜRME  
ACCESORIES / AKSESUARLAR**

OPTION / OPSİYON -08	CODE KOD	VIEW RESİM	DESCRIPTION AÇIKLAMA		QUANTITY MİKTAR
	020.93.1003		<b>STRIKER &amp; PIN</b> KARŞILIK & PİM		2 Piece / Adet
					2 Piece / Adet
	003.75.9007		<b>POLYAMIDE LOCKING ROD</b> BOY TU	1500mm	1 Piece / Adet
	003.75.9008			750mm	
EM09-0001		<b>CAP</b> KAPAK		1 Piece / Adet	

**FOR FIXED SASH / SABİT KANAT İÇİN**

CUTTING SIZE  
KESİM ÖLÇÜLERİ

SLIDING / SÜRME



Please look at the assembly drawings for mechanical treatment.  
Mekanik işlemler için çizim uygulamaya dayalı bölüme bakınız.

SASH GLASS / KANAT CAMI

Code Kod	Drawing Çizim	Quantity Miktar	Dimensions (mm) Boyutlar
GLASS CAM		1 Pcs / Adet	GL1 = (FL/2) - 105.5 GH1 = FH - 220

FIXED SIDE GLASS / SABİT KISIM CAMI

Code Kod	Drawing Çizim	Quantity Miktar	Dimensions (mm) Boyutlar
GLASS CAM		1 Pcs / Adet	GL2 = (FL/2) - 33.3 GH2 = FH - 61.6

PROFILES / PROFİLLER

Code Kod	Drawing Çizim	Cut Kesim	Quantity Miktar	Dimensions (mm) Boyutlar	Mechanical Treatment Mekanik İşlem
38SLS-101-00			2 Pcs / Adet	FL	-
			2 Pcs / Adet	FH	-
38SLS-201-00			1 Pcs / Adet	FH - 78	✓
38SLS-211-00 Or / Ya da 38SLS-212-00			2 Pcs / Adet	(FL/2) - 135	-
38SLS-221-00			1 Pcs / Adet	FH - 78	✓
38SLS-401-00			1 Pcs / Adet	FH - 47.6	✓
38SLS-402-00			2 Pcs / Adet	(FL/2) - 41.3	✓
38SLS-403-00			1 Pcs / Adet	FH - 101	-
08-1XX-00			2 Pcs / Adet	(FL/2) - 19.3	-
			2 Pcs / Adet	FH - 91.6	-
38SLS-520-00			1 Pcs / Adet	FL	✓

PLASTIC PROFILES / PLASTİK PROFİLLER

Code Kod	Drawing Çizim	Cut Kesim	Quantity Miktar	Dimensions (mm) Boyutlar	Mechanical Treatment Mekanik İşlem
EM38SLS-501			2 Pcs / Adet	FH - 78	✓
Optional Opsiyonel EM38SLS-211			1 Pcs / Adet	Equal to Espagnolette. İspanyolette ölçüsü kadar.	-

If PVC Espagnolette used / PVC İspanyolette kullanırsa

CORNER JOINTS / KÖŞE BAĞLANTILAR

Code / Kod	Quantity / Miktar	Picture / Resim
CC-101-24.5 Or / Ya da LC-1125	8 Pcs / Adet	

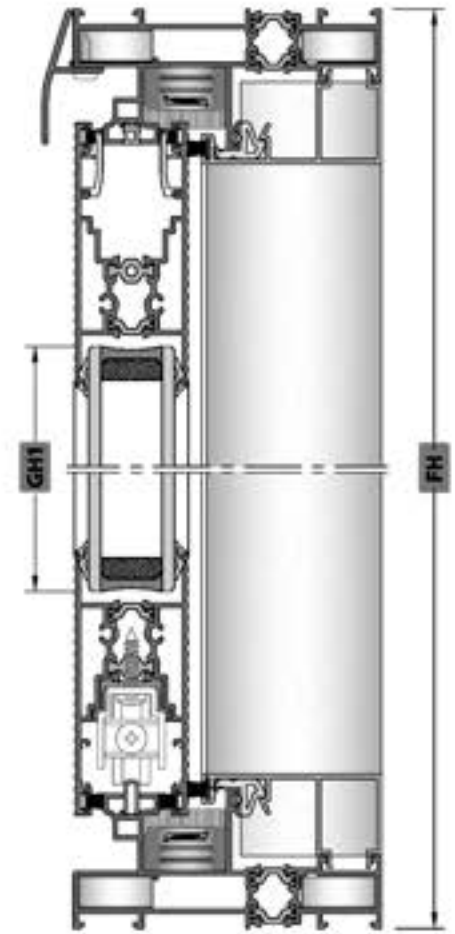
CONSUMABLE MATERIALS / SARF MALZEMELER

Code Kod	Description Açıklama	Quantity (pcs-m) Miktar (Paket)	Picture Resim
EM38SLS-50-31	FIXED WEATHER STRIP SET SABİT HAVUZ KESİCİ TAÇI	1 Set / Takım	
EM38SLS-51	CLAMPING ACCESSORIES SET KEMER ARAÇLAR TAÇI	1 Set / Takım	
EM38SLS-21	SASH JOINT PLASTIC KANAT BİRLİĞİN PLASTİĞİ	2 Pcs / Adet	
EM515D-08	SASH STABILITY PLASTIC KANAT DENGE PLASTİĞİ	2 Pcs / Adet	
EM38SLS-190	FRAME MOUNTAGE WEDGE KASA MONTAJ TAÇI	(FL - 2000) / 1000 + 1 Min. 1 Pieces / Adet Round Up / Yukarı Yüzer [X]	
EM38SLS-103A	U PVC U PVC	2 Pcs / Adet	
AC77BF-401	STAINLESS RAIL PASLANMAZ RAY (0,25 M)	1 Pcs / Adet (FL - 78)	
EM11-10	DRAINAGE CAP TAHLİYE KAPAKI	(FL/2 - 230) / 650 + 1 Min. 1 Pieces / Adet Round Up / Yukarı Yüzer [X]	
EM70LS-10	DRAINAGE CAP TAHLİYE KAPAKI	1 Pcs / Adet	
EM38-23	SASH STOPPER KANAT DİĞERİ	1 Pcs / Adet	

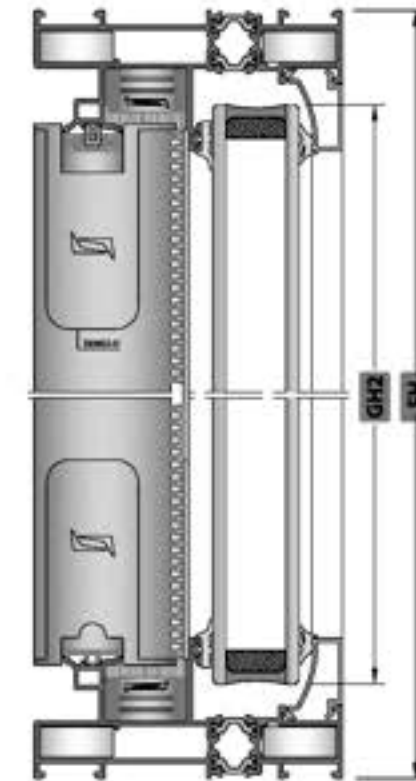
[X] Round Up  
Yukarı Yüzer

GASKETS / FİTİLLER

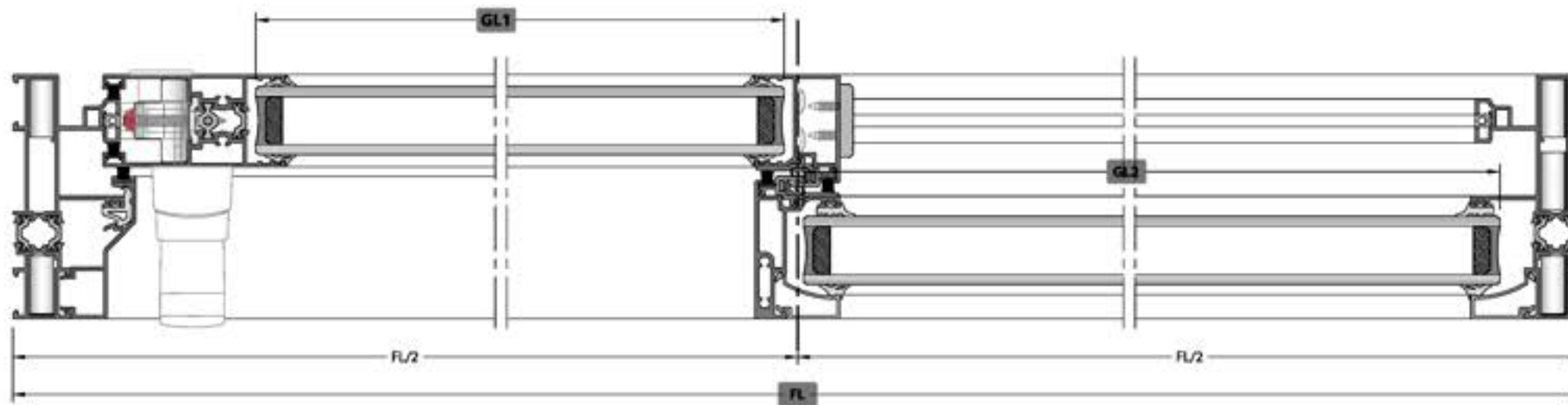
Code Kod	Picture Resim	Quantity Miktar
EM38SLS-24 Or / Ya da EM38SLS-28		2FL - 400 4FH - 800
EM1-XX		1FL + 2FH
EM2-03		1FL + 2FH
EM38SLS-05		1FL + 2FH
EM38SLS-02		2FH
EM38SLS-06		1FL + 1FH
PB3-7-800		3FL + 5FH



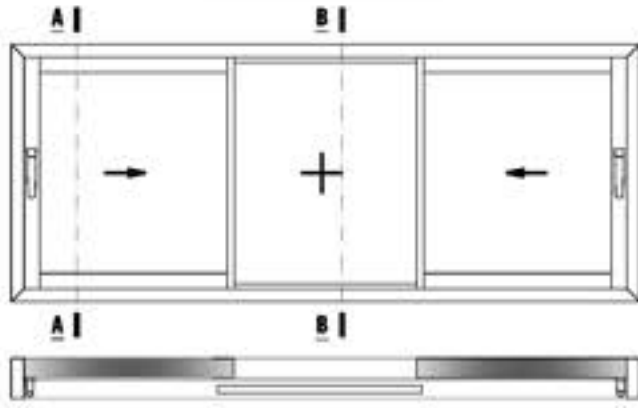
A-A SECTION / KESİTİ



B-B SECTION / KESİTİ



SLIDING / SÖRME



✓ Please look at the assembly drawings for mechanical treatment.  
Mekanik işlemler için ayrıntı uygulama detayları bölümlere bakınız.

SASH GLASS / KANAT CAMI

Code / Kod	Drawing / Çizim	Quantity / Miktar	Dimensions (mm) / Boyutlar
GLASS CAM		2 Pcs / Adet	GL1 = (FL/3) - 105.5 GH1 = FH - 220

FIXED SIDE GLASS / SABİT KISIM CAMI

Code / Kod	Drawing / Çizim	Quantity / Miktar	Dimensions (mm) / Boyutlar
GLASS CAM		1 Pcs / Adet	GL2 = (FL/3) - 5 GH2 = FH - 61.6

PROFILES / PROFİLLER

Code / Kod	Drawing / Çizim	Cut / Kesim	Quantity / Miktar	Dimensions (mm) / Boyutlar	Mechanical Treatment / Mekanik İşlem
38SLS-101-00			2 Pcs / Adet	FL	-
38SLS-201-00			2 Pcs / Adet	FH	✓
38SLS-211-00 Or / Ya da 38SLS-212-00			4 Pcs / Adet	(FL/3) - 135	-
38SLS-221-00			2 Pcs / Adet	FH - 78	✓
38SLS-401-00			2 Pcs / Adet	FH - 47.6	✓
38SLS-402-00			4 Pcs / Adet	(FL/3) - 41.3	✓
38SLS-403-00			2 Pcs / Adet	FH - 101	-
08-1XX-00			2 Pcs / Adet	(FL/3) + 9	-
38SLS-520-00			2 Pcs / Adet	FH - 91.6	-
38SLS-520-00			1 Pcs / Adet	FL	✓

PLASTIC PROFILES / PLASTİK PROFİLLER

Code / Kod	Drawing / Çizim	Cut / Kesim	Quantity / Miktar	Dimensions (mm) / Boyutlar	Mechanical Treatment / Mekanik İşlem
EM38SLS-501			4 Pcs / Adet	FH - 78	✓
Optional / Opsiyonel EM38SLS-211			2 Pcs / Adet	Equal to Espagnolette. İspanyolet ölçüsüne kadardır.	-

If PVC Espagnolette used / PVC İspanyolet kullanırsanız

CORNER JOINTS / KÖŞE BAĞLANTILAR

Code / Kod	Quantity / Miktar	Picture / Resim
CC-101-34.5 Or / Ya da LC-1125	8 Pcs / Adet	

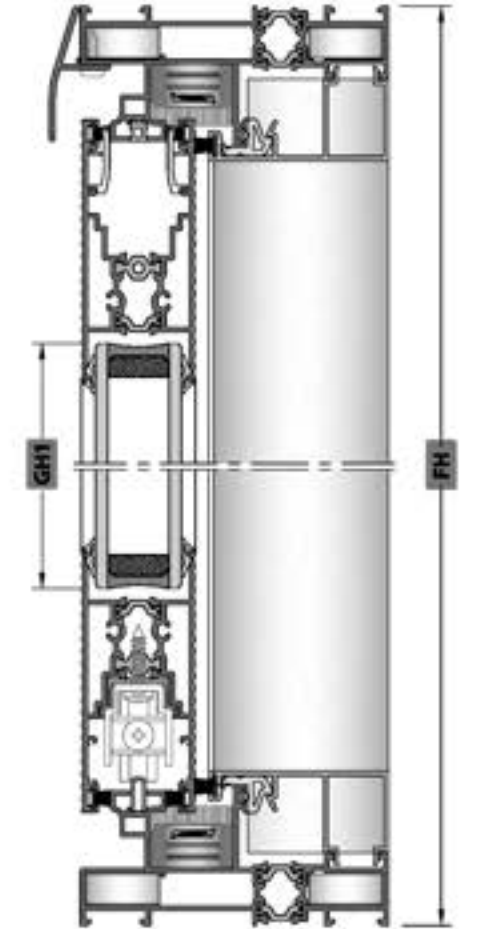
CONSUMABLE MATERIALS / SARF MALZEMELER

Code / Kod	Description / Açıklama	Quantity (pcs-m) / Miktar (Paket)	Picture / Resim
EM38SLS-SD-31	FIXED WEATHER STRIP SET SABİT HAVA KESİCİ TAKIMI	2 Set / Takım	
EM38SLS-51	CLAMPING ACCESSORIES SET KİMEYİ AĞAÇLAMA TAKIMI	2 Set / Takım	
EM38SLS-21	SASH JOINT PLASTIC KANAT BİRLİŞİM PLASTİĞİ	4 Pcs / Adet	
EM51SD-08	SASH STABILITY PLASTIC KANAT DİŞİM PLASTİĞİ	Set / Paket Set / Paket Set / Paket Set / Paket	
EM38SLS-190	FRAME MOUNTAGE WEDGE KASA MONTAJ TAĞI	(FL-2000) / 1000 + 1 Min. 1 Pieces / Adet Round Up / Yukarı Yuvarla [X]	
EM38SLS-103A	U-PVC U-PCV	4 Pcs / Adet	
AC77BF-401	STAINLESS RAIL PASLANMAZ RAY (3,25 M)	1 Pcs / Adet (FL - 78)	
EM11-10	DRAINAGE CAP TAHÜT KAPAK	(FL/3 - 200) / 650 + 1 Min. 1 Pieces / Adet Round Up / Yukarı Yuvarla [X]	
EM70LS-10	DRAINAGE CAP TAHÜT KAPAK	1 Pcs / Adet	
EM38-23	SASH STOPPER KANAT DİŞİMİ	2 Pcs / Adet	

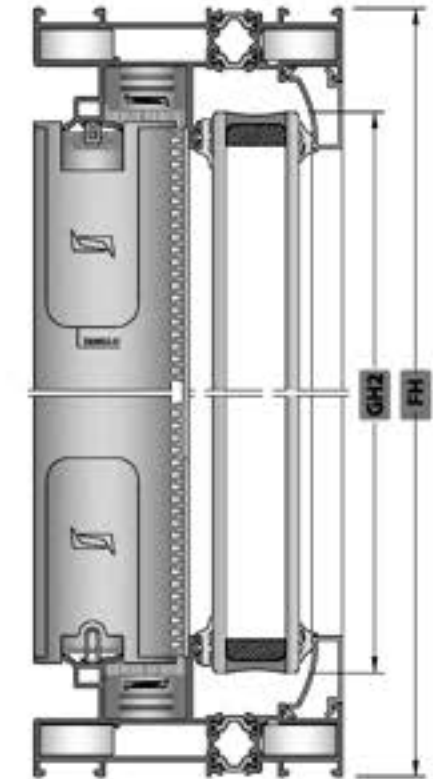
[X] Round Up  
Yukarı Yuvarla

GASKETS / HİTLER

Code / Kod	Picture / Resim	Quantity / Miktar
EM38SLS-24 Or / Ya da EM38SLS-28		5 (FL/3) 8FH - 1600
EM1-XX		2 (FL/3) 2FH
EM2-03		2 (FL/3) 2FH
EM38SLS-05		1FL + 2FH
EM38SLS-02		4FH
EM38SLS-06		4 (FL/3) 2FH
PB3-7-800		4FL 10FH

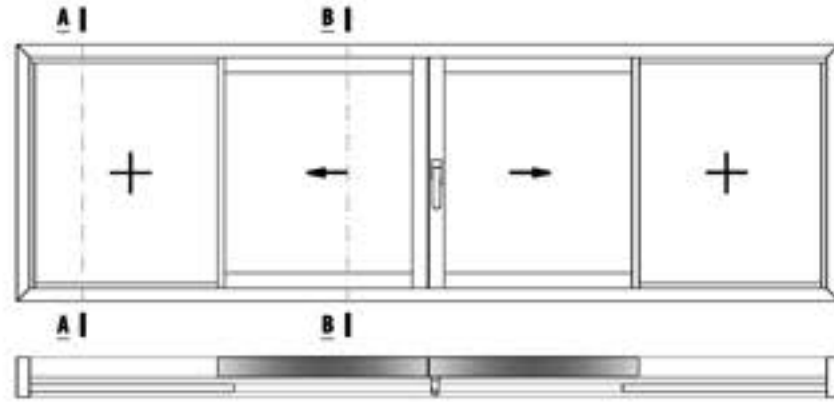


A-A SECTION / KESİTİ



B-B SECTION / KESİTİ

SLIDING / SÜRME



✓ Please look at the assembly drawings for mechanical treatment.  
Mekanik işlem için lütfen uygulama çizimlerine bakınız.

SASH GLASS / KANAT CAMI

Code Kod	Drawing Çizim	Quantity Miktar	Dimensions (mm) Boyutlar
GLASS CAM		2 Pcs / Adet	GL1 = (FL/4) - 74.5 GH1 = FH - 220

FIXED SIDE GLASS / SABİT KISIM CAMI

Code Kod	Drawing Çizim	Quantity Miktar	Dimensions (mm) Boyutlar
GLASS CAM		2 Pcs / Adet	GL2 = (FL/4) - 33.3 GH2 = FH - 61.6

PROFILES / PROFİLLER

Code Kod	Drawing Çizim	Cut Kesim	Quantity Miktar	Dimensions (mm) Boyutlar	Mechanical Treatment Mekanik İşlem
38SLS-101-00			2 Pcs / Adet	FL	-
38SLS-201-00			2 Pcs / Adet	FH - 78	✓
38SLS-211-00 Or / Ya da 38SLS-212-00			4 Pcs / Adet	(FL/4) - 104	-
38SLS-221-00			2 Pcs / Adet	FH - 78	✓
38SLS-401-00			2 Pcs / Adet	FH - 47.6	✓
38SLS-502-00			1 Pcs / Adet	FH - 78	✓
38SLS-402-00			2 Pcs / Adet	(FL/2) - 35	✓
08-1XX-00			4 Pcs / Adet	(FL/4) - 19.3	-
			4 Pcs / Adet	FH - 91.6	-
38SLS-520-00			1 Pcs / Adet	FL	✓

PLASTIC PROFILES / PLASTİK PROFİLLER

Code Kod	Drawing Çizim	Cut Kesim	Quantity Miktar	Dimensions (mm) Boyutlar	Mechanical Treatment Mekanik İşlem
EM38SLS-501			4 Pcs / Adet	FH - 78	✓
Optional Opsiyonel EM38SLS-211			2 Pcs / Adet	Equal to Espagnolette. İspanyollet ölçüsüne kadar.	-

If PVC Espagnolette used / PVC İspanyollet kullanılırsa

CORNER JOINTS / KÖŞE BAĞLANTILAR

Code / Kod	Quantity / Miktar	Picture / Resim
CC-101-24.5 Or / Ya da LC-1125	8 Pcs / Adet	

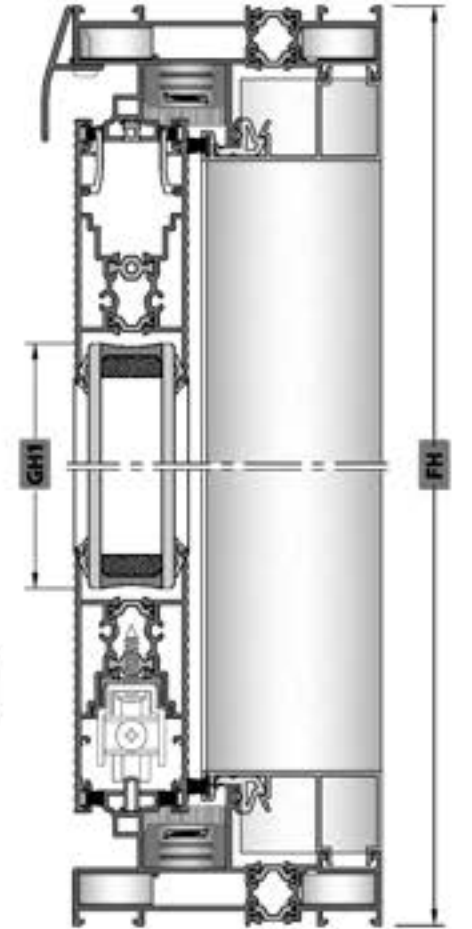
CONSUMABLE MATERIALS / SARIF MALZEMELER

Code Kod	Description Açıklama	Quantity (pcs/m) Miktar (Parçacık)	Picture Resim
EM38SLS-SD-31	FIXED WEATHER STRIP SET SABİT HAVA REZİNCİ TAKIMI	2 Set / Tavan	
EM38SLS-51	CLAMPING ACCESSORIES SET RENKİ AYARLAMA TAKIMI	2 Set / Tavan	
EM38SLS-21	SASH JOINT PLASTIC KANAT BİRLİĞİ PLASTİĞİ	4 Pcs / Adet	
EM38SLS-502	FOUR SASH ACCESSORIES SET DÖRT KANAT AYARLAMA TAKIMI	2 Pcs / Adet	
EM51SD-08	SASH STABILITY PLASTIC KANAT DİNGİZE PLASTİĞİ	Set / Adet Set / Adet Set / Adet Set / Adet	
EM38SLS-190	FRAME MORTAGE WEDGE KASA MONTAJ TAVANCI	(FL-2000 / 1000) + 1 Min. 1 Pieces / Adet Round Up / Yukarı Yüzerlik [X]	
EM38SLS-103A	U PVC U PVC	4 Pcs / Adet	
AC77BF-401	STAINLESS NAIL PASLANMAZ SAKI (Ø25 M)	1 Pcs / Adet (FL - 78)	
EM11-10	DRAINAGE CAP TAHİRİZE KAPAK	(FL/4 - 250) / 600 + 1 Min. 1 Pieces / Adet Round Up / Yukarı Yüzerlik [X] Use twice of the result. Sonuçları 2 kat kullanınız.	
EM70LS-10	DRAINAGE CAP TAHİRİZE KAPAK	1 Pcs / Adet	
EM38-23	SASH STOPPER KANAT DURDURUCU	2 Pcs / Adet	


GASKETS / FİTİLLER

Code Kod	Picture Resim	Quantity Miktar
EM38SLS-34 Or / Ya da EM38SLS-28		2FL - 600 8FH - 1600
EM1-XX		FL = 4FH
EM2-03		FL = 4FH
EM38SLS-05		FL = 2FH
EM45-05		FH
EM38SLS-02		4FH
EM38SLS-06		FL
PB3-7-800		3FL + 8FH
EM51LS-11		2FH
O.RING-3 mm		2FH

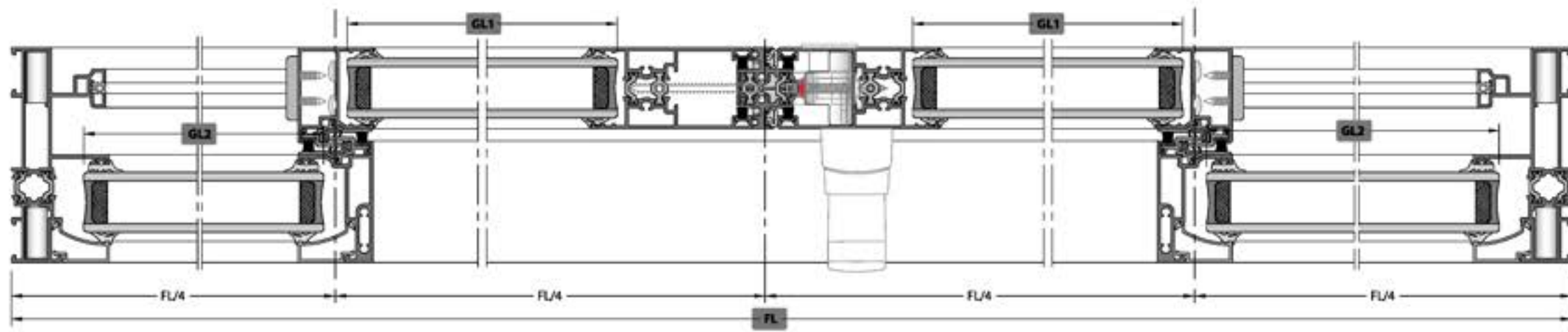
[X] Round Up  
Yukarı Yüzerlik

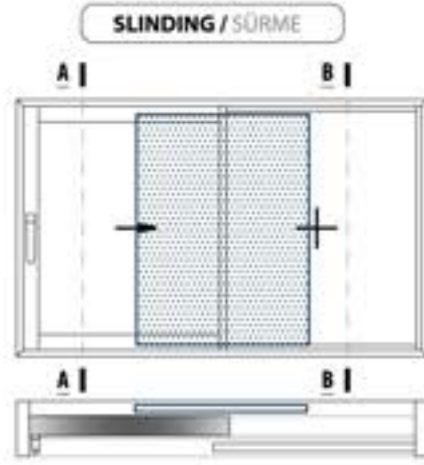


A-A SECTION / KESİTİ



B-B SECTION / KESİTİ





Please look at the assembly drawings for mechanical treatment.  
Beklenen ölçüler için teknik uygulamaya dikkatli bakılmamalıdır.

**SASH GLASS / KANAT CAMI**

Code / Kod	Drawing / Çizim	Quantity / Miktar	Dimensions (mm) / Boyutlar
GLASS CAM		1 Pcs / Adet	GL1 = (FL/2) - 105.5 GH1 = FH - 220

**FIXED SIDE GLASS / SABİT KISIM CAMI**

Code / Kod	Drawing / Çizim	Quantity / Miktar	Dimensions (mm) / Boyutlar
GLASS CAM		1 Pcs / Adet	GL2 = (FL/2) - 33.3 GH2 = FH - 61.6

PROFILES / PROFİLLER

Code / Kod	Drawing / Çizim	Cut / Kesim	Quantity / Miktar	Dimensions (mm) / Boyutlar	Mechanical Treatment / Mekanik İşlem
38SLS-151-00			2 Pcs / Adet	FL	-
38SLS-201-00			1 Pcs / Adet	FH - 78	✓
38SLS-211-00 Or / Ya da 38SLS-212-00			2 Pcs / Adet	(FL/2) - 135	-
38SLS-221-00			1 Pcs / Adet	FH - 78	✓
38SLS-401-00			1 Pcs / Adet	FH - 47.6	✓
38SLS-402-00			2 Pcs / Adet	(FL/2) - 41.3	✓
38SLS-403-00			1 Pcs / Adet	FH - 101	-
08-1XX-00			2 Pcs / Adet	(FL/2) - 19.3	-
38SLS-520-00			2 Pcs / Adet	FH - 91.6	-
38SLS-520-00			1 Pcs / Adet	FL	✓
38T-251-00			1 Pcs / Adet	(FL/2) - 54.5	-
38T-251-00			1 Pcs / Adet	(FL/2) - 54.5	-
38T-251-00			1 Pcs / Adet	FH - 74	-
38T-252-00			1 Pcs / Adet	(FL/2) - 105	-
38T-252-00			1 Pcs / Adet	(FL/2) - 105	-
38T-252-00			1 Pcs / Adet	FH - 174.8	-
38T-252-00			1 Pcs / Adet	FH - 74	✓

PLASTIC PROFILES / PLASTİK PROFİLLER

Code / Kod	Drawing / Çizim	Cut / Kesim	Quantity / Miktar	Dimensions (mm) / Boyutlar	Mechanical Treatment / Mekanik İşlem
EM38SLS-501			2 Pcs / Adet	FH - 78	✓
Optional / Opsiyonel EM38SLS-211			1 Pcs / Adet	Equal to Espagnolette. İspanyolet dışına kadar.	-

If PVC Espagnolette used / PVC İspanyolet kullanırsa

CORNER JOINTS / KÖŞE BAĞLANTILAR

Code / Kod	Quantity / Miktar	Picture / Resim
CC-101-24.5 Or / Ya da LC-1125	12 Pcs / Adet	
CC-101-26.5 Or / Ya da LC-1127	2 Pcs / Adet	
MK-20.1	4 Pcs / Adet	
LC-107	4 Pcs / Adet	

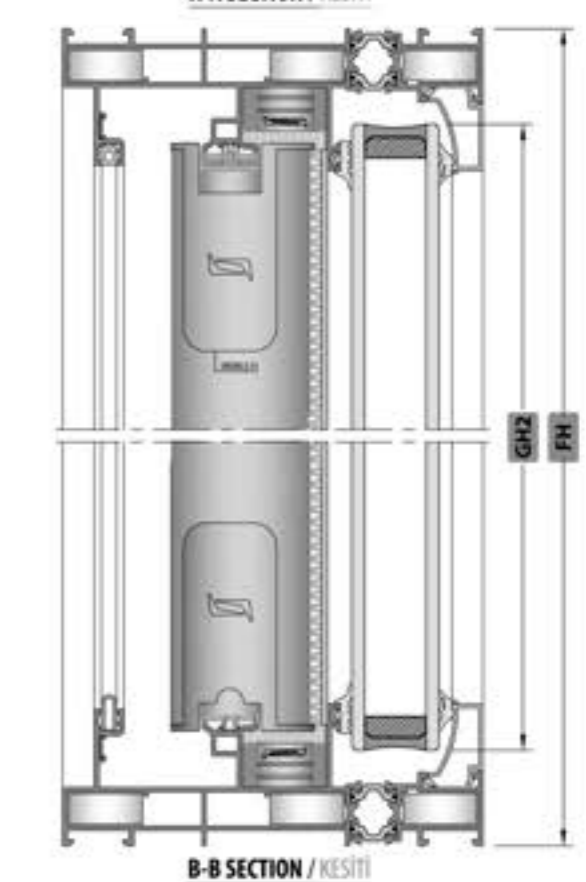
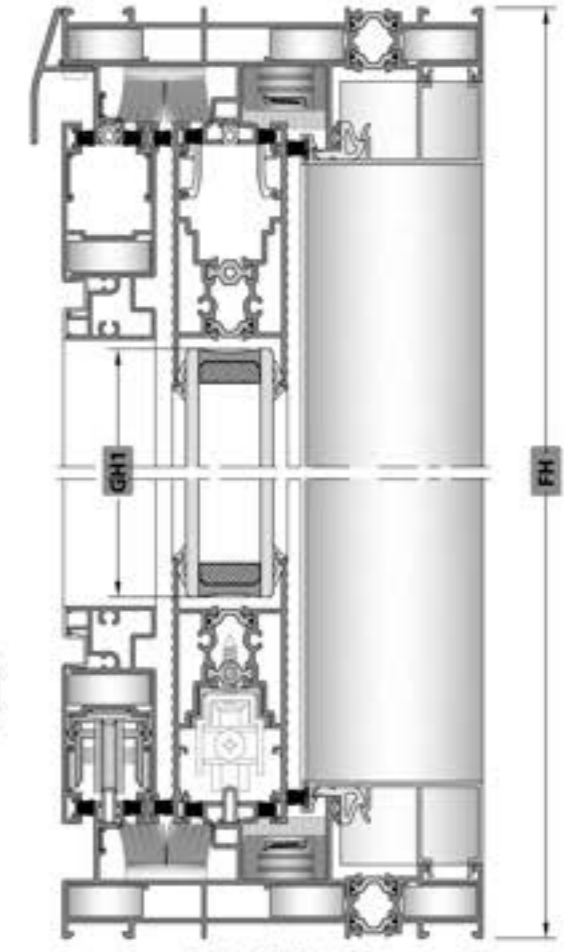
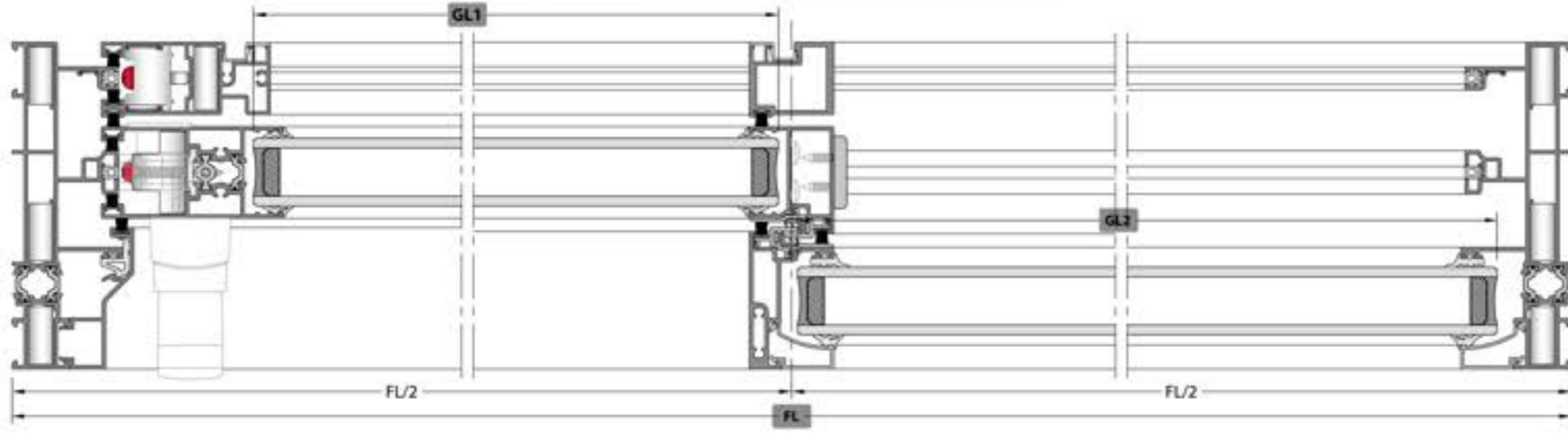
CONSUMABLE MATERIALS / SARIF MALZEMELER

Code / Kod	Description / Açıklama	Quantity (pcs/m) / Miktar (Parçalar)	Picture / Resim
EM38SLS-SD-31	FIXED WEATHER STRIP SET SABİT HAVA KİÇİCİ TAKIMI	1 Set / Takım	
EM38SLS-51	CLAMPING ACCESSORIES SET KİÇİCİ EKLEME TAKIMI	1 Set / Takım	
EM38SLS-21	SASH JOINT PLASTIC KANAT BİRLEŞİM PLASTİĞİ	2 Pcs / Adet	
EM51SD-08	SASH STABILITY PLASTIC KANAT DÜZELTME PLASTİĞİ	2 Pcs / Adet	
EM38SLS-190	FRAME MOUNTAGE WEDGE KASA MONTAJ AYRACI	2FL - 2000 / 1000 + 1 Min. 1 Pieces / Adet Round Up / Yukarı Yuvalla [X]	
EM38SLS-103A	U-PVC LIPPE	2 Pcs / Adet	
AC77BF-401	STAINLESS RAIL PASLANMAZ RAY (225 M)	1 Pcs / Adet (FL - 78)	
EM11-10	DRAINAGE CAP TUTULMA KAPAK	2FL/2 - 250 / 650 + 1 Min. 1 Pieces / Adet Round Up / Yukarı Yuvalla [X]	
EM70LS-10	DRAINAGE CAP TUTULMA KAPAK	1 Pcs / Adet	
EM09-0001	CAP / KAPAK	4 Pcs / Adet	
ZM-07	WEATHER STRIP HAVA KİÇİCİ	2 Pcs / Adet	
PB-07-1800	WEATHER STRIP HAVA KİÇİCİ	430 mm	
EM38-23	SASH STOPPER KANAT DÜZELTME	1 Pcs / Adet	
ZM-0330	FLYSCREEN STOPPER İNSÜLASYON DÜZELTME	1 Pcs / Adet	
EM38-32	PULLEY WITH 2 WHEELS SÜRME RAYLI RULMAN (720 KG)	2 Pcs / Adet	

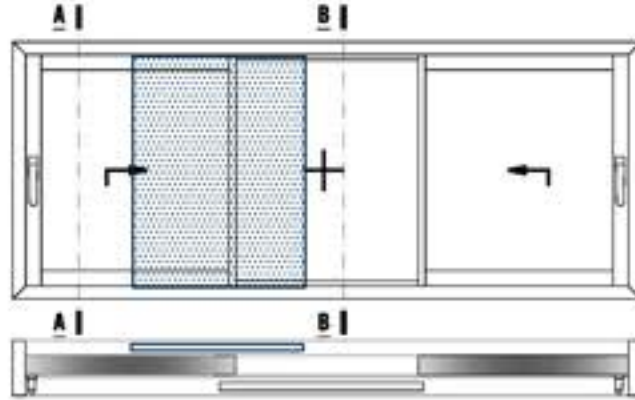
[X] Round Up  
Yukarı Yuvalla

GASKETS / FİTİLLER

Code / Kod	Picture / Resim	Quantity / Miktar
EM38SLS-24 Or / Ya da EM38SLS-28		2FL - 400 4FH - 800
EM1-XX		1FL + 2FH
EM2-03		1FL + 2FH
EM38SLS-05		1FL + 2FH
EM38SLS-02		2FH
EM38SLS-06		1FL + 1FH
PB3-7-800		6FL + 9FH



SLINDING / SÖRME



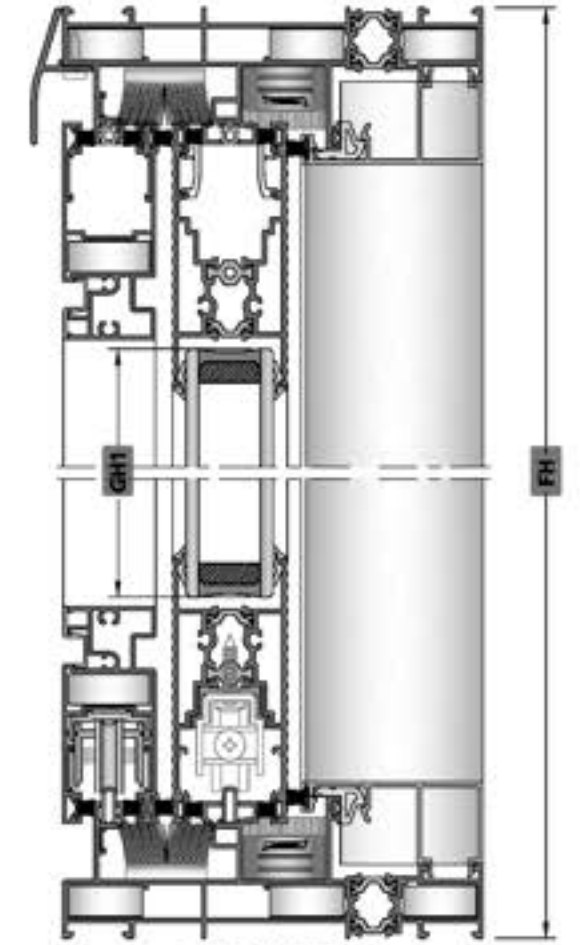
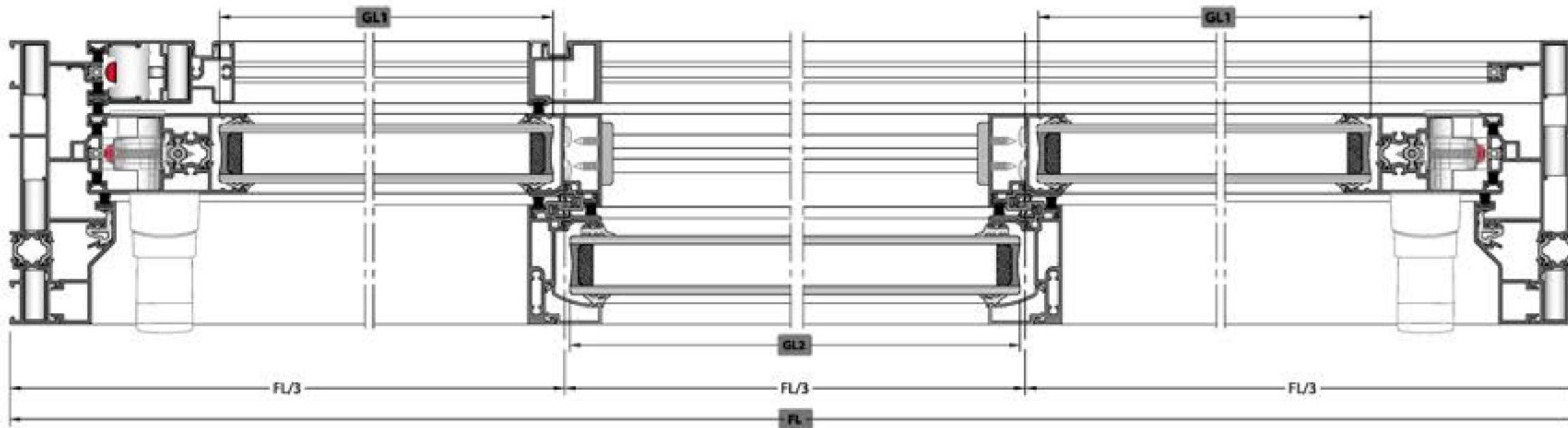
✓ Please look at the assembly drawings for mechanical treatment.  
Mekanik işlemler için lütfen uygulama detayları bölüme bakınız.

SASH GLASS / KANAT CAMI

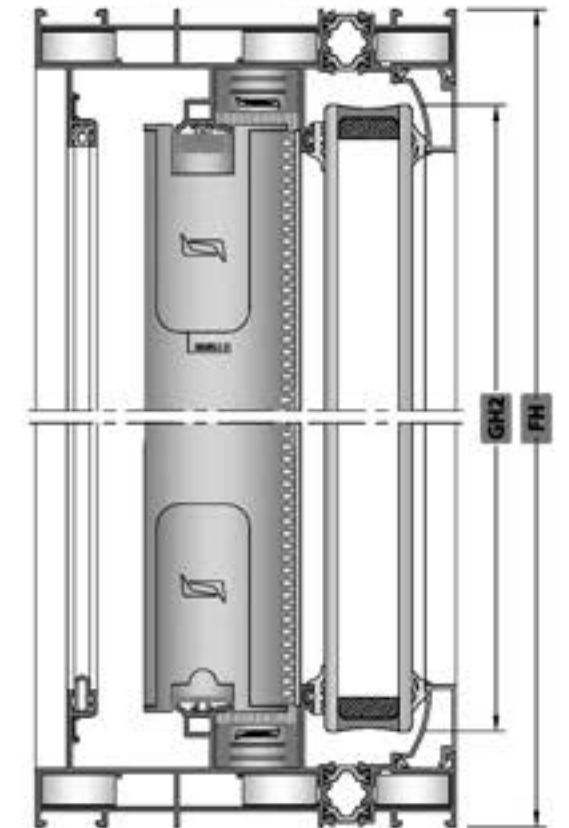
Code Kod	Drawing Çizim	Quantity Miktar	Dimensions (mm) Boyutlar
GLASS CAM		2 Pcs / Adet	GL1 = (FL/3) - 105,5 GH1 = FH - 220

FIXED SIDE GLASS / SABİT KISIM CAMI

Code Kod	Drawing Çizim	Quantity Miktar	Dimensions (mm) Boyutlar
GLASS CAM		1 Pcs / Adet	GL2 = (FL/3) - 5 GH2 = FH - 61,6

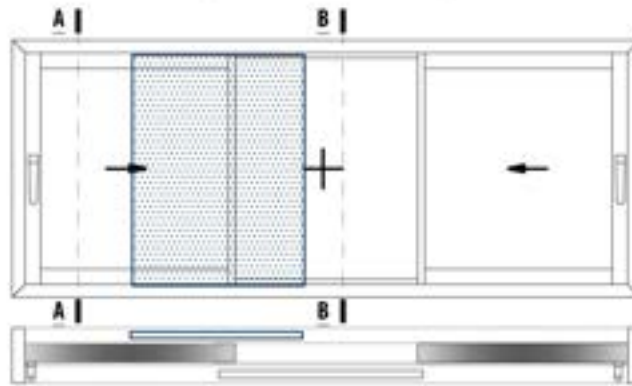


A-A SECTION / KESİTİ



B-B SECTION / KESİTİ

## SLIDING / SÖRME



## PROFILES / PROFİLLER

Code Kod	Drawing Çizim	Cut Kesim	Quantity Miktar	Dimensions (mm) Boyutlar	Mechanical Treatment Mekanik İşlem
38SLS-151-00			2 Pcs / Adet	FL	-
			2 Pcs / Adet	FH	
38SLS-201-00			2 Pcs / Adet	FH - 78	✓
38SLS-211-00 Or / Ya da 38SLS-212-00			4 Pcs / Adet	(FL/3) - 135	-
38SLS-221-00			2 Pcs / Adet	FH - 78	✓
38SLS-401-00			2 Pcs / Adet	FH - 47.6	✓
38SLS-402-00			4 Pcs / Adet	(FL/3) - 41.3	✓
38SLS-403-00			2 Pcs / Adet	FH - 101	-
08-1XX-00			2 Pcs / Adet	(FL/3) + 9	-
			2 Pcs / Adet	FH - 91.6	
38SLS-520-00			1 Pcs / Adet	FL	✓
38T-251-00			1 Pcs / Adet	(FL/3) - 54.5	-
			1 Pcs / Adet	(FL/3) - 54.5	
			1 Pcs / Adet	FH - 74	
38T-252-00			1 Pcs / Adet	(FL/3) - 105	-
			1 Pcs / Adet	(FL/3) - 105	
			1 Pcs / Adet	FH - 174.8	
			1 Pcs / Adet	FH - 74	
38SLS-252-00			1 Pcs / Adet	FH - 74	✓

## PLASTIC PROFILES / PLASTİK PROFİLLER

Code Kod	Drawing Çizim	Cut Kesim	Quantity Miktar	Dimensions (mm) Boyutlar	Mechanical Treatment Mekanik İşlem
EM38SLS-501			4 Pcs / Adet	FH - 78	✓
Optional Opsiyonel EM38SLS-211			2 Pcs / Adet	Equal to Espagnolette. İspanyollet ölçüsü kadar.	

If PVC Espagnolette used / PVC İspanyollet kullanırsa

## CORNER JOINTS / KÖŞE BAĞLANTILAR

Code / Kod	Quantity / Miktar	Picture / Resim
CC-101-24.5 Or / Ya da LC-1125	12 Pcs / Adet	
CC-101-26.5 Or / Ya da LC-1127	2 Pcs / Adet	
MK-20.1	4 Pcs / Adet	
LC-107	4 Pcs / Adet	

## CONSUMABLE MATERIALS / SARIF MALZEMELER

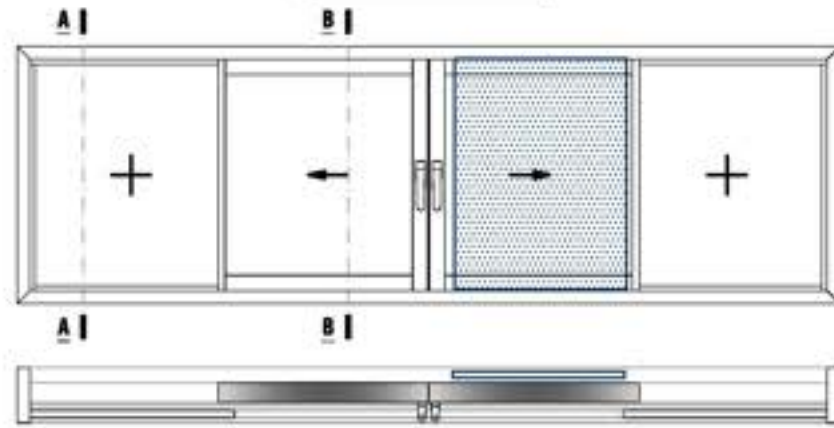
Code Kod	Description Açıklama	Quantity (pcs-m) Miktar (Şablon)	Picture Resim
EM38SLS-SD-31	FIXED WEATHER STRIP SET SABİT HAVALIK RESİT TAKIMI	2 Set / Takım	
EM38SLS-51	CLAMPING ACCESSORIES SET KEMET AYDUSKAR TAKIMI	2 Set / Takım	
EM38SLS-21	SASH JOINT PLASTIC KAVAT BİLEŞİM PLASTİĞİ	4 Pcs / Adet	
EMS15D-08	SASH STABILITY PLASTIC KAVAT DENGE PLASTİĞİ	Sash Mount Sash Sash	
EM38SLS-190	FRAME MOUNTAGE WEDGE KASA MONTAJ TAÇI	(FL-2000) / 10000 + 1 Min. 1 Pieces / Adet Round Up / Yukarı Yarımla [X]	
EM38SLS-103A	UPVC İPVC	4 Pcs / Adet	
AC77BF-401	STAINLESS RAIL PALLANMAZ RAY (32x16)	1 Pcs / Adet (FL - 78)	
EM11-10	DRAINAGE CAP TAHİTLE KAPAK	(FL/3 - 200) / 650 + 1 Min. 1 Pieces / Adet Round Up / Yukarı Yarımla [X]	
EM70LS-10	DRAINAGE CAP TAHİTLE KAPAK	1 Pcs / Adet	
EM09-0001	CAP / KAPAK	4 Pcs / Adet	
ZM-07	WEATHER STRIP HAVALIK RESİTİ	2 Pcs / Adet	
PB-67-1800		430 mm	
EM38-23	SASH STOPPER KAVAT DÖŞER	2 Pcs / Adet	
ZM-0330	FLYSCREEN STOPPER İNSİLEK DÖŞER	1 Pcs / Adet	
EM38-32	PULLEY WITH 2 WHEELS SÖRME RULULAMA (120x60)	2 Pcs / Adet	

 [X] Round Up  
Yukarı Yarımla

## GASKETS / FİTİLLER

Code Kod	Picture Resim	Quantity Miktar
EM38SLS-24 Or / Ya da EM38SLS-28		5 (FL/3) 8FH - 1600
EM1-XX		2 (FL/3) 2FH
EM2-03		2 (FL/3) 2FH
EM38SLS-05		1FL + 2FH
EM38SLS-02		4FH
EM38SLS-06		4 (FL/3) 2FH
PB3-7-800		6FL 14FH

SLINDING / SÖRME



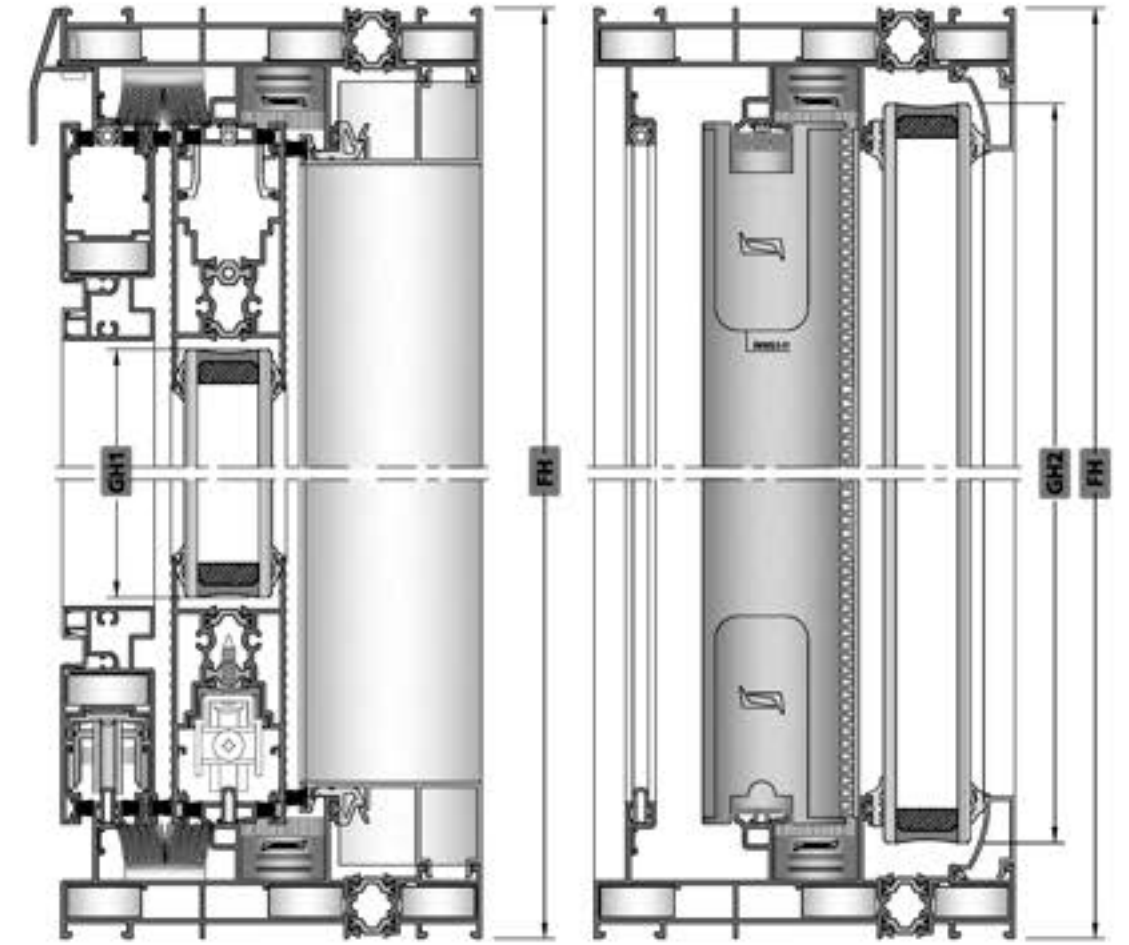
✓ Please look at the assembly drawings for mechanical treatment.  
Mekanik işlemler için lütfen aygınlama detayları bölümüne bakınız.

SASH GLASS / KANAT CAMI

Code Kod	Drawing Çizim	Quantity Miktar	Dimensions (mm) Boyutlar
GLASS CAM		2 Pcs / Adet	GL1 = (FL/4) - 74.5 GH1 = FH - 220

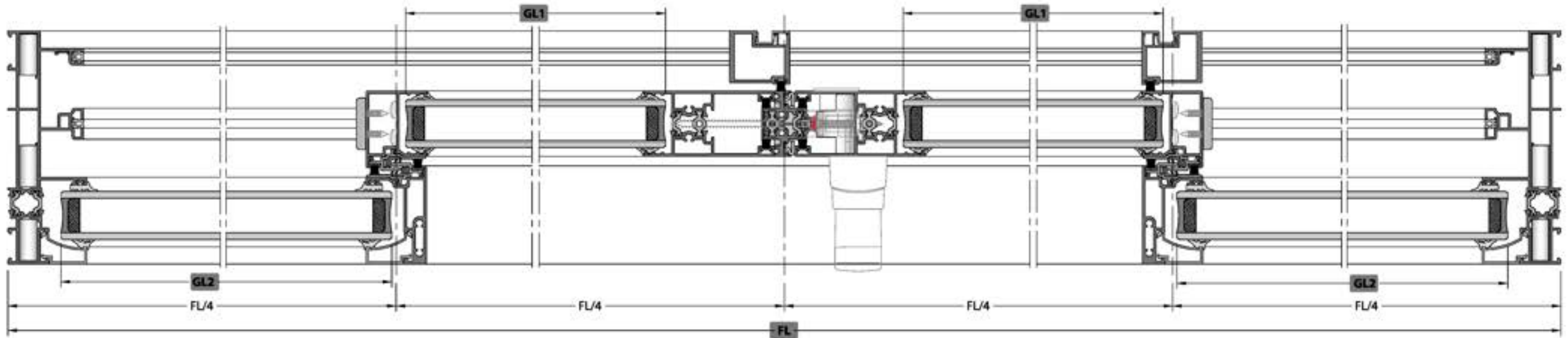
FIXED SIDE GLASS / SABİT KISIM CAMI

Code Kod	Drawing Çizim	Quantity Miktar	Dimensions (mm) Boyutlar
GLASS CAM		2 Pcs / Adet	GL2 = (FL/4) - 33.3 GH2 = FH - 61.6

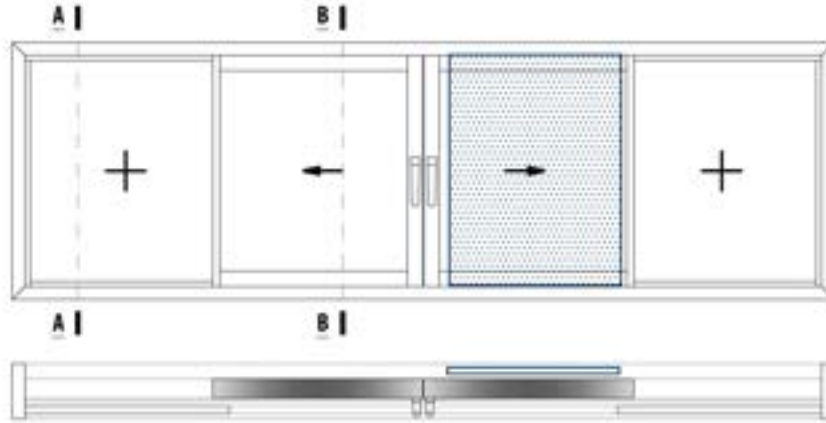


A-A SECTION / KESİTİ

B-B SECTION / KESİTİ



## SLIDING / SÜRME



## PROFILES / PROFİLLER

Code Kod	Drawing Çizim	Cut Kesim	Quantity Miktar	Dimensions (mm) Boyutlar	Mechanical Treatment Mekanik İşlem
38SLS-151-00			2 Pcs / Adet	FL	-
			2 Pcs / Adet	FH	
38SLS-201-00			2 Pcs / Adet	FH - 78	✓
38SLS-211-00 Or / Ya da 38SLS-212-00			4 Pcs / Adet	(FL/4) - 104	-
38SLS-221-00			2 Pcs / Adet	FH - 78	✓
38SLS-401-00			2 Pcs / Adet	FH - 47.6	✓
38SLS-502-00			1 Pcs / Adet	FH - 78	✓
38SLS-402-00			2 Pcs / Adet	(FL/2) - 35	✓
08-1XX-00			4 Pcs / Adet	(FL/4) - 19.3	-
			4 Pcs / Adet	FH - 91.6	
38SLS-520-00			1 Pcs / Adet	FL	✓
38T-251-00			2 Pcs / Adet	(FL/4) - 20.6	-
38T-252-00			2 Pcs / Adet	(FL/4) - 20.6	-
			2 Pcs / Adet	FH - 74	
38SLS-252-00			2 Pcs / Adet	FH - 74	✓

## CONSUMABLE MATERIALS / SAIRF MALZEMELER

Code Kod	Description Açıklama	Quantity (pcs/m) Miktar (Tane/m)	Picture Resim
EM38SLS-SD-31	FIXED WEATHER STRIP SET SABİT HAVALANDIRICI TAKIMI	2 Set / Tane/m	
EM38SLS-51	CLAMPING ACCESSORIES SET KİMEYİ KESİLEBİLİR TAKIMI	2 Set / Tane/m	
EM38SLS-21	SASH JOINT PLASTIC KASSET BİRLİKLEŞTİRİCİSİ	4 Pcs / Adet	
EM38SLS-502	FOUR SASH ACCESSORIES SET DÖRT KASSET AKSESUAR TAKIMI	2 Pcs / Adet	
EM515D-08	SASH STABILITY PLASTIC KASSET DENGELERİ TAKIMI	<b>Set / Adet</b> Set / Adet Set / Adet Set / Adet	
EM38SLS-190	FRAME MONTAGE WEDGE KASSET MONTAJ TAKIMI	(FL-2000 / 1000) + 1 Min. 1 Pieces / Adet Round Up / Yukarı Yuvartır [X]	
EM38SLS-103A	UPVC SÜRME	4 Pcs / Adet	
AC77BF-401	STAINLESS RAIL PASLANMAZ SÜRME (SÜRME)	1 Pcs / Adet (FL - 78)	
EM11-10	DRAINAGE CAP TALIMLI KAPAK	(FL/2 - 230 / 650) + 1 Min. 1 Pieces / Adet Round Up / Yukarı Yuvartır [X]	
EM70LS-10	DRAINAGE CAP TALIMLI KAPAK	1 Pcs / Adet	
EM09-0001	CAP / KAPAK	4 Pcs / Adet	
ZM-07	WEATHER STRIP HAVALANDIRICI	2 Pcs / Adet	
PB-67-1800		430 mm	
EM38-23	SASH STOPPER KASSET DÖNÜŞ	1 Pcs / Adet	
EM38-32	PULLEY WITH 2 WHEELS SÜRME RAYLI İKİ TEKERLİK	2 Pcs / Adet	

 [X] Round Up  
 Yukarı Yuvartır

## PLASTIC PROFILES / PLASTİK PROFİLLER

Code Kod	Drawing Çizim	Cut Kesim	Quantity Miktar	Dimensions (mm) Boyutlar	Mechanical Treatment Mekanik İşlem
EM38SLS-501			4 Pcs / Adet	FH - 78	✓
Optional Opsiyonel EM38SLS-211			2 Pcs / Adet	Equal to Espagnolette. İspanyolet ölçüsü kadar.	

If PVC Espagnolette used / PVC İspanyolet kullanılırsa

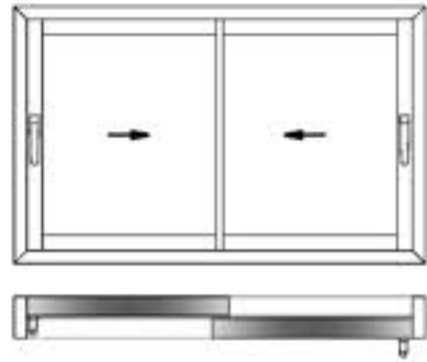
## CORNER JOINTS / KÖŞE BAĞLANTILAR

Code / Kod	Quantity / Miktar	Picture / Resim
CC-101-24.5 Or / Ya da LC-1125	12 Pcs / Adet	
LC-107	4 Pcs / Adet	

## GASKETS / FİTİLLER

Code Kod	Picture Resim	Quantity Miktar
EM38SLS-24 Or / Ya da EM38SLS-28		2FL - 600 8FH - 1600
EM1-XX		FL + 4FH
EM2-03		FL + 4FH
EM38SLS-05		FL + 2FH
EM45-05		FH
EM38SLS-02		4FH
EM38SLS-06		FL
PB3-7-800		5FL + 12FH
EM51LS-11		2FH
O-RING-3 mm		2FH

SLIDING / SÖRME



Please look at the assembly drawings for mechanical treatment.  
Mekanik işlemler için lütfen uygulama detayları bölümüne bakınız.

GLASS / CAM

Code / Kod	Drawing / Çizim	Quantity / Miktar	Dimensions (mm) / Boyutlar
GLASS / CAM		2 Pcs / Adet	GL = (FL/2) - 105,5 GH = FH - 220

PROFILES / PROFİLLER

Code / Kod	Drawing / Çizim	Cut / Kesim	Quantity / Miktar	Dimensions (mm) / Boyutlar	Mechanical Treatment / Mekanik İşlem
38SLS-112-00			2 Pcs / Adet	FL	-
			2 Pcs / Adet	FH	
38SLS-201-00			2 Pcs / Adet	FH - 78	-
38SLS-211-00 Or / Ya da 38SLS-212-00			4 Pcs / Adet	(FL/2) - 135	-
38SLS-221-00			2 Pcs / Adet	FH - 78	✓
Optional / Opsiyonel 38SLS-421-00			2 Pcs / Adet	FH - 88	-
38SLS-520-00			1 Pcs / Adet	FL	✓

PLASTIC PROFILES / PLASTİK PROFİLLER

Code / Kod	Drawing / Çizim	Cut / Kesim	Quantity / Miktar	Dimensions (mm) / Boyutlar	Mechanical Treatment / Mekanik İşlem
EM38SLS-102			2 Pcs / Adet	FL - 40	-
			2 Pcs / Adet	FH - 40	
EM38SLS-501			2 Pcs / Adet	FH - 78	✓
Optional / Opsiyonel EM38SLS-211			2 Pcs / Adet	Equal to Espagnolette. İspanyolette ölçüsü kadar.	

If PVC Espagnolette used / PVC İspanyolette kullanılırsa

CORNER JOINTS / KÖŞE BAĞLANTILAR

Code / Kod	Quantity / Miktar	Picture / Resim
CC-101-24.5 Or / Ya da LC-1125	8 Pcs / Adet	
MK-20.1	4 Pcs / Adet	

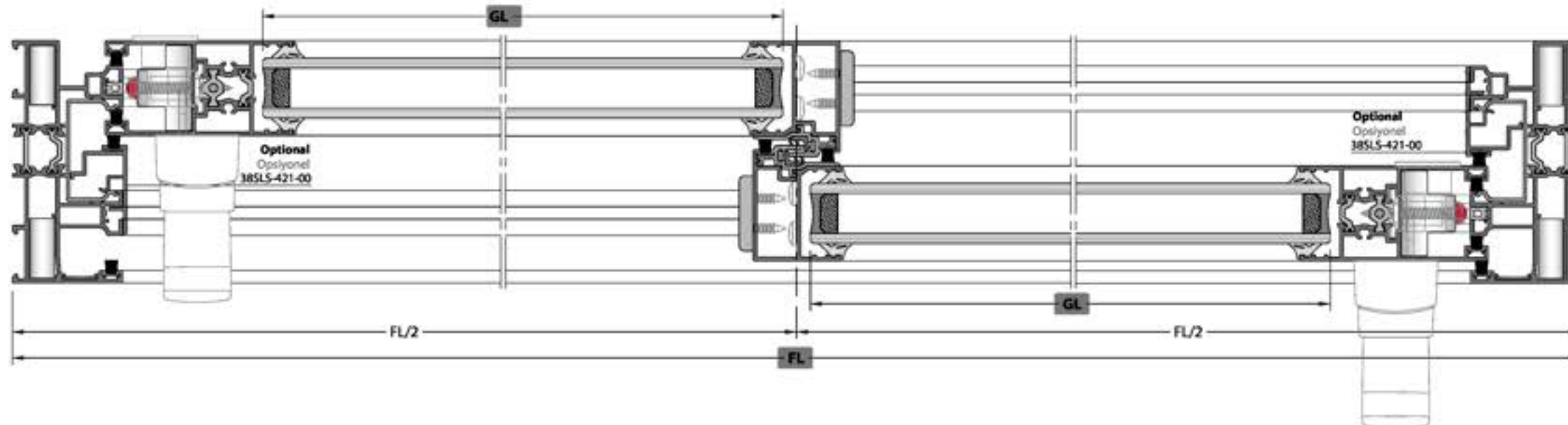

CONSUMABLE MATERIALS / SARF MALZEMELER

Code / Kod	Description / Açıklama	Quantity (pcs/m) / Miktar (Paket)	Picture / Resim
EM38SLS-SO-32	WEATHER STRIP SET 251 KASA HAVA BİLEZİĞİ TAKIMI	1 Set / Takım	
EM38SLS-51	CLAMPING ACCESSORIES SET KEMET AKSESUAR TAKIMI	2 Set / Takım	
EM38SLS-21	SASH JOINT PLASTIC SARAF BİLEZİM PLASTİĞİ	4 Pcs / Adet	
EM51SD-08	SASH STABILITY PLASTIC SARAF DENGE PLASTİĞİ	4 Pcs / Adet	
EM38SLS-190	FRAME MORTAGE WEDGE KASA MONTAJ TAÇI	6FL 2000 / 1000 + 1 Min. 1 Pieces / Adet Round Up / Yukarı Yuvarla [X]	
EM38SLS-103A	U PVC U PVC	4 Pcs / Adet	
AC77BF-401	STAINLESS RAIL PASLANMAZ RAY (2,25 M)	2 Pcs / Adet (FL - 78)	
EM11-10	DRAINAGE CAP TAVLE KAPAK	(FL/2 - 230) / 650 + 1 Min. 1 Pieces / Adet Round Up / Yukarı Yuvarla [X]	
EM70LS-10	DRAINAGE CAP TAVLE KAPAK	1 Pcs / Adet	
EM38-23	SASH STOPPER SARAF STOPER	1 Pcs / Adet	

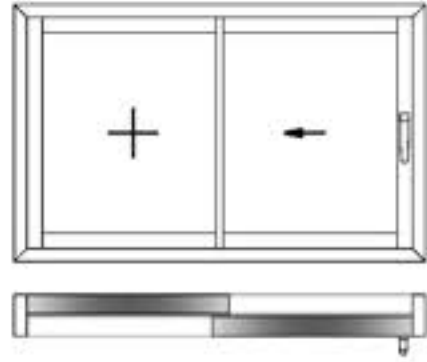
[X] Round Up  
Yukarı Yuvarla

GASKETS / FİTİLLER

Code / Kod	Picture / Resim	Quantity / Miktar
EM38SLS-24 Or / Ya da EM38SLS-28		4FL + 8FH
EM38SLS-05		2FL + 4FH
EM38SLS-02		2FH
PB3-7-800		6FL + 8FH



SLIDING / SÜRME



Please look at the assembly drawings for mechanical treatment.  
Mekanik işlemler için birleşim ayrıntılarını bakınız.

GLASS / CAM

Code / Kod	Drawing / Çizim	Quantity / Miktar	Dimensions (mm) / Boyutlar
GLASS / CAM		2 Pcs / Adet	GL = (FL/2) - 105,5 GH = FH - 220

PROFILES / PROFİLLER

Code / Kod	Drawing / Çizim	Cut / Kesim	Quantity / Miktar	Dimensions (mm) / Boyutlar	Mechanical Treatment / Mekanik İşlem
38SLS-112-00			2 Pcs / Adet	FL	-
			2 Pcs / Adet	FH	
38SLS-201-00			2 Pcs / Adet	FH - 78	-
38SLS-211-00 Or / Ya da 38SLS-212-00			4 Pcs / Adet	(FL/2) - 135	-
38SLS-221-00			2 Pcs / Adet	FH - 78	✓
Optional / Opsiyonel 38SLS-421-00			2 Pcs / Adet	FH - 88	-
38SLS-520-00			1 Pcs / Adet	FL	✓

PLASTIC PROFILES / PLASTİK PROFİLLER

Code / Kod	Drawing / Çizim	Cut / Kesim	Quantity / Miktar	Dimensions (mm) / Boyutlar	Mechanical Treatment / Mekanik İşlem
EM38SLS-102			2 Pcs / Adet	FL - 40	-
			2 Pcs / Adet	FH - 40	
EM38SLS-501			2 Pcs / Adet	FH - 78	✓
Optional / Opsiyonel EM38SLS-211			1 Pcs / Adet	Equal to Espagnolette. İspanyolette ölçüsü kadar.	

If PVC Espagnolette used / PVC İspanyolette kullanılırsa

CORNER JOINTS / KÖŞE BAĞLANTILAR

Code / Kod	Quantity / Miktar	Picture / Resim
CC-101-24.5 Or / Ya da LC-1125	8 Pcs / Adet	
MK-20.1	4 Pcs / Adet	


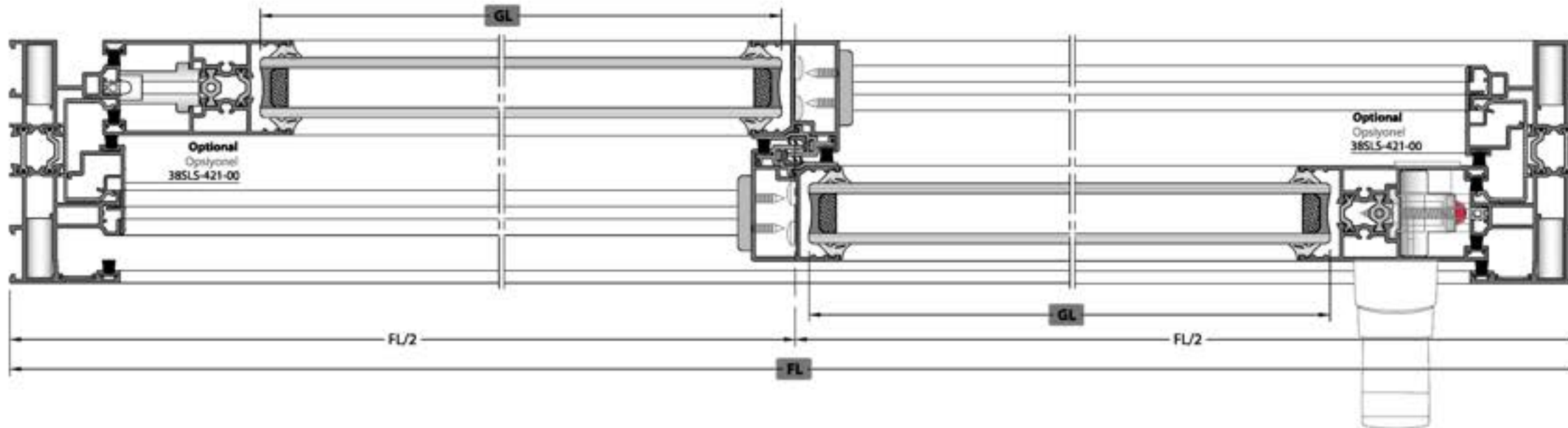
CONSUMABLE MATERIALS / SARF MALZEMELER

Code / Kod	Description / Açıklama	Quantity (pcs/m) / Miktar (Paket)	Picture / Resim
EM38SLS-SO-32	WEATHER STRIP SET 251 KASA HAVA BİLEKİ TAKIMI	1 Set / Takım	
EM38SLS-51	CLAMPING ACCESSORIES SET KEMET ARAÇLAR TAKIMI	2 Set / Takım	
EM38SLS-21	SASH JOINT PLASTIC KAMA BİLEKİM PLASTİĞİ	4 Pcs / Adet	
EM51SD-08	SASH STABILITY PLASTIC KAMA DİNCE PLASTİĞİ	Sub Access Set Adet	
EM38SLS-190	FRAME MORTAGE WEDGE KASA MONTAJ TAKIĞI	5FL 2000 / 1000 + 1 Min. 1 Pieces / Adet Round Up / Yukarı Yuvarla [X]	
EM38SLS-103A	U PVC U PVC	2 Pcs / Adet	
AC77BF-401	STAINLESS RAIL PASLANMAZ RAY (2,25 M)	2 Pcs / Adet (FL - 78)	
EM11-10	DRAINAGE CAP TAVLE KAPAĞI	(FL/2 - 230) / 650 + 1 Min. 1 Pieces / Adet Round Up / Yukarı Yuvarla [X]	
EM70LS-10	DRAINAGE CAP TAVLE KAPAĞI	1 Pcs / Adet	
EM38SLS-29/A	SASH FEEDING WEDGE KAMA SARTIĞI (MONTAJ)	2 Pcs / Adet	
EM38SLS-29/B	SASH FEEDING WEDGE KAMA SARTIĞI (MONTAJ)	3 Pcs / Adet	
EM38-23	SASH STOPPER KAMA DİNGİ	1 Pcs / Adet	
EM09-0001	CAP / KAPAĞI	1 Pcs / Adet	

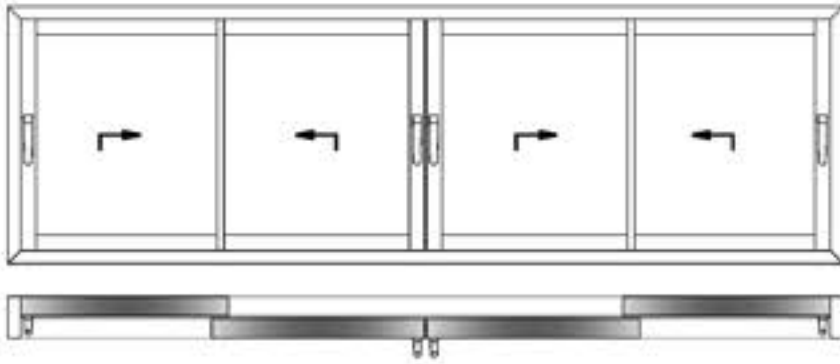
[X] Round Up  
Yukarı Yuvarla

GASKETS / HİTİLLER

Code / Kod	Picture / Resim	Quantity / Miktar
EM38SLS-24 Or / Ya da EM38SLS-28		4FL + 8FH
EM38SLS-05		2FL + 4FH
EM38SLS-02		2FH
PB3-7-800		6FL + 8FH



SLIDING / SÖRME



✓ Please look at the assembly drawings for mechanical treatment.  
Mekanik işlemler için çizim aygıtına detaylı bakılmasına önem veriniz.

GLASS / CAM

Code / Kod	Drawing / Çizim	Quantity / Miktar	Dimensions (mm) / Boyutlar
GLASS / CAM		4 Pcs / Adet	GL = (FL/4) - 90 GH = FH - 220

PROFILES / PROFİLLER

Code / Kod	Drawing / Çizim	Cut / Kesim	Quantity / Miktar	Dimensions (mm) / Boyutlar	Mechanical Treatment / Mekanik İşlem
38SLS-112-00			2 Pcs / Adet	FL	-
			2 Pcs / Adet	FH	
38SLS-201-00			4 Pcs / Adet	FH - 78	-
38SLS-211-00 Or / Ya da 38SLS-212-00			8 Pcs / Adet	(FL/4) - 119,4	-
38SLS-221-00			4 Pcs / Adet	FH - 78	✓
Optional / Opsiyonel 38SLS-421-00			2 Pcs / Adet	FH - 88	-
38SLS-520-00			1 Pcs / Adet	FL	✓
38SLS-502-00			1 Pcs / Adet	FH - 78	✓

PLASTIC PROFILES / PLASTİK PROFİLLER

Code / Kod	Drawing / Çizim	Cut / Kesim	Quantity / Miktar	Dimensions (mm) / Boyutlar	Mechanical Treatment / Mekanik İşlem
EM38SLS-102			2 Pcs / Adet	FL - 40	-
			2 Pcs / Adet	FH - 40	
EM38SLS-501			4 Pcs / Adet	FH - 78	✓
Optional / Opsiyonel EM38SLS-211			3 Pcs / Adet	Equal to Espagnolette. İspanyolet ölçüsü kadar.	

If PVC Espagnolette used / PVC İspanyolet kullanırsanız

CORNER JOINTS / KÖŞE BAĞLANTILAR

Code / Kod	Quantity / Miktar	Picture / Resim
CC-101-24.5 Or / Ya da LC-1125	8 Pcs / Adet	
MK-20.1	4 Pcs / Adet	

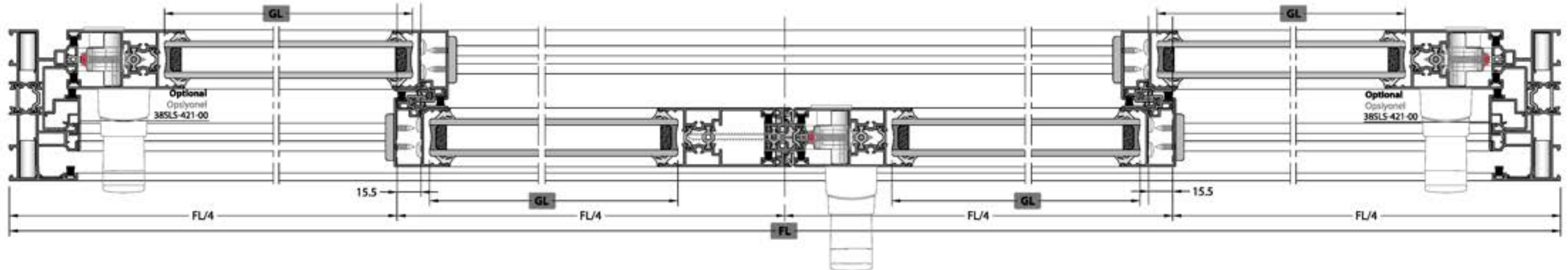
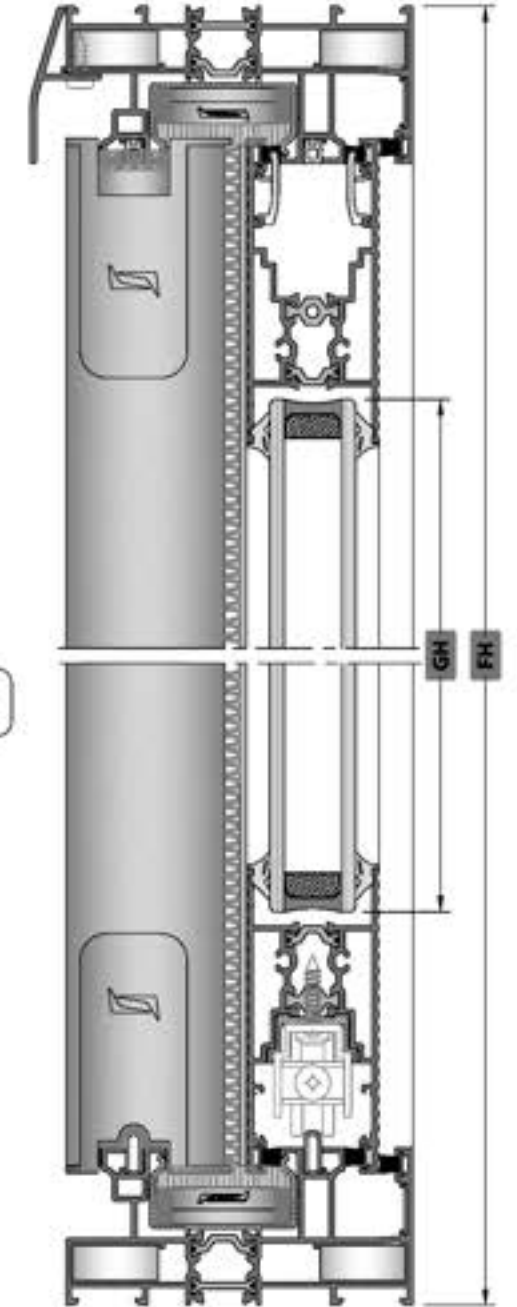
CONSUMABLE MATERIALS / SARIF MALZEMELER

Code / Kod	Description / Açıklama	Quantity (pcs-m) / Miktar (Paket)	Picture / Resim
EM38SLS-SD-32	WEATHER STRIP SET 2Lİ KASA HAVA KIZILTI TIRMISI	2 Set / Paket	
EM38SLS-51	CLAMPING ACCESSORIES SET KEMİT ARAÇLARI TAKIMI	4 Set / Paket	
EM38SLS-21	SASH JOINT PLASTIC KASA İKİLEŞİM PLASTİĞİ	8 Pcs / Adet	
EM38SLS-502	FOUR SASH ACCESSORIES SET DÖRT KEMİT ARAÇLARI TIRMISI	2 Pcs / Adet	
EMS15D-08	SASH STABILITY PLASTIC KASA DİNGİSİ PLASTİĞİ	Sub Assort Kasa Seti	
EM38SLS-190	FRAME MORTAGE WEDGE KASA MONTAJ TIRGACI	(FL-2000) / 1000 + 1 Min. 1 Pieces / Adet Round Up / Yukarı Yürütülür (X)	
EM38SLS-103A	U PVC U PVC	8 Pcs / Adet	
AC77BF-401	STAINLESS RAIL PASLANMAZ RAY (2Lİ KASA)	2 Pcs / Adet (FL - 78)	
EM11-10	DRAINAGE CAP TALİPLER KAPAKÇI	33 1/2 - 230 / 650 + 1 Min. 1 Pieces / Adet Round Up / Yukarı Yürütülür (X)	
EM70LS-10	DRAINAGE CAP TALİPLER KAPAKÇI	1 Pcs / Adet	
EM38-23	SASH STOPPER KASA DİNGİSİ	3 Pcs / Adet	

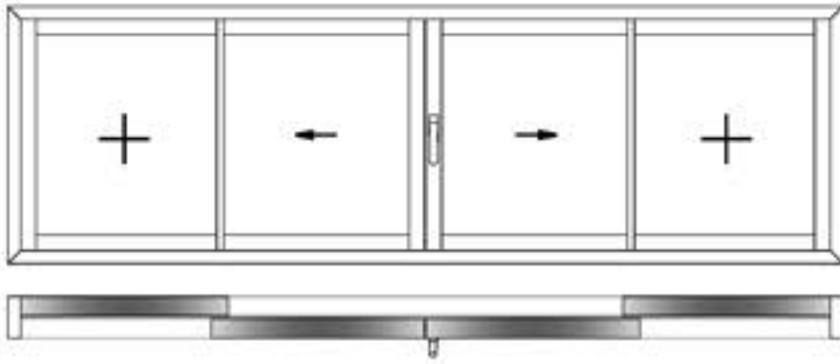
GASKETS / FİTİLLER

Code / Kod	Picture / Resim	Quantity / Miktar
EM38SLS-34 Or / Ya da EM38SLS-28		4FL + 16FH
EM38SLS-05		2FL + 4FH
EM45-05		1FH
EM38SLS-02		4FH
P83-7-800		6FL + 16FH
EMS1LS-11		2FH
O-RING-3 mm		2FH

(X) Round Up  
Yukarı Yürütülür



SLIDING / SÜRME



Please look at the assembly drawings for mechanical treatment.  
Mekanik işlemler için detaylı uygulamaya dikkatli bakılmalıdır.

GLASS / CAM

Code / Kod	Drawing / Çizim	Quantity / Miktar	Dimensions (mm) / Boyutlar
GLASS / CAM		4 Pcs / Adet	GL = (FL/4) - 90 GH = FH - 220

PROFILES / PROFİLLER

Code / Kod	Drawing / Çizim	Cut / Kesim	Quantity / Miktar	Dimensions (mm) / Boyutlar	Mechanical Treatment / Mekanik İşlem
38SLS-112-00			2 Pcs / Adet	FL	-
			2 Pcs / Adet	FH	
38SLS-201-00			4 Pcs / Adet	FH - 78	-
38SLS-211-00 Or / Ya da 38SLS-212-00			8 Pcs / Adet	(FL/4) - 119,4	-
38SLS-221-00			4 Pcs / Adet	FH - 78	✓
Optional / Opsiyonel 38SLS-421-00			2 Pcs / Adet	FH - 88	-
38SLS-520-00			1 Pcs / Adet	FL	✓
38SLS-502-00			1 Pcs / Adet	FH - 78	✓

PLASTIC PROFILES / PLASTİK PROFİLLER

Code / Kod	Drawing / Çizim	Cut / Kesim	Quantity / Miktar	Dimensions (mm) / Boyutlar	Mechanical Treatment / Mekanik İşlem
EM38SLS-102			2 Pcs / Adet	FL - 40	-
			2 Pcs / Adet	FH - 40	
EM38SLS-501			4 Pcs / Adet	FH - 78	✓
Optional / Opsiyonel EM38SLS-211			1 Pcs / Adet	Equal to Espagnolette. İspagnoletle eşleşti kadar.	-

If PVC Espagnolette used / PVC İspagnolet kullanılırsa

CORNER JOINTS / KÖŞE BAĞLANTILAR

Code / Kod	Quantity / Miktar	Picture / Resim
CC-101-24,5 Or / Ya da LC-1125	8 Pcs / Adet	
MK-20.1	4 Pcs / Adet	

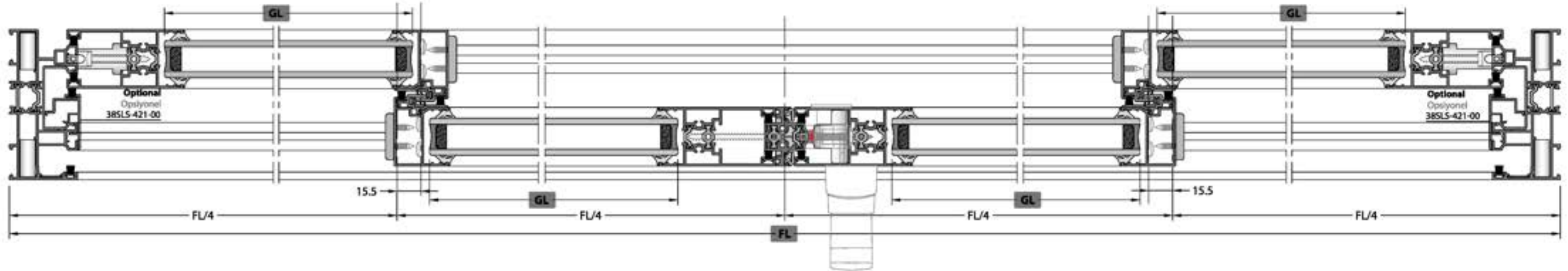
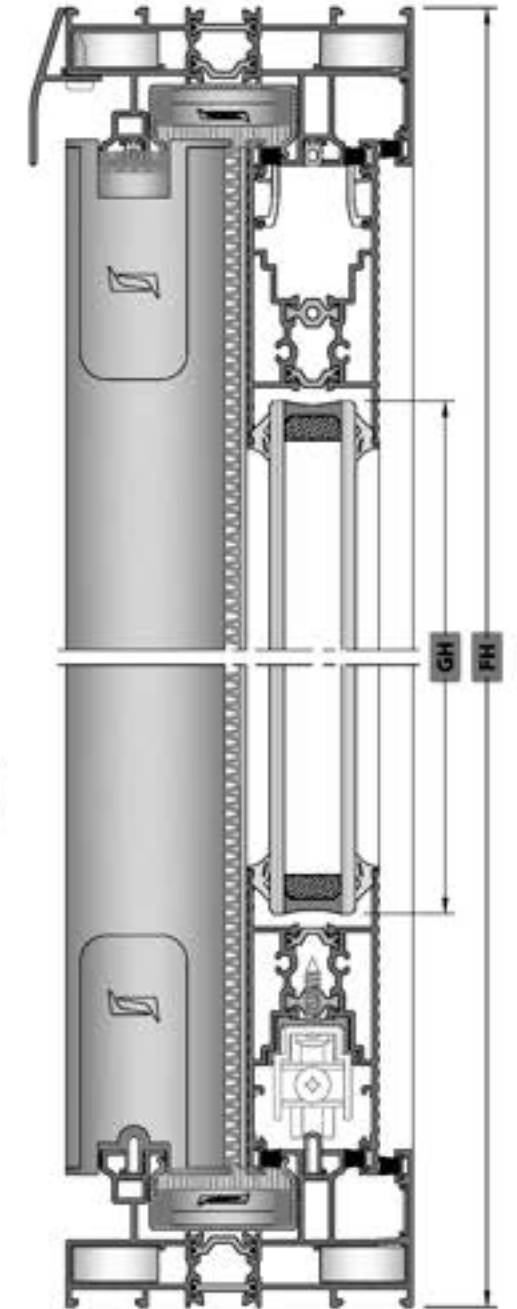
CONSUMABLE MATERIALS / SARIF MALZEMELER

Code / Kod	Description / Açıklama	Quantity (pcs-m) / Miktar (Parça)	Picture / Resim
EM38SLS-SD-32	WEATHER STRIP SET ZULME KAVRAMA KESİCİ TAKIMI	4 Set / Takım	
EM38SLS-51	CLAMPING ACCESSORIES SET KİMYET AKSESUAR TAKIMI	4 Set / Takım	
EM38SLS-21	SASH JOINT PLASTIC KARMAK BİRLİKLEM PLASTİĞİ	8 Pcs / Adet	
EM38SLS-502	FOUR SASH ACCESSORIES SET DÖRT KANAT AKSESUAR TAKIMI	2 Pcs / Adet	
EMS1SD-08	SASH STABILITY PLASTIC KARMAK DENGE PLASTİĞİ	Sub Amount / Alt Miktar	
EM38SLS-190	FRAME MOUNTAGE WEDGE KASA MONTAJ TAÇI	(FL-2000) / 1000) + 1 Min. 1 Pieces / Adet Round Up / Yukarı Yuvarla [X]	
EM38SLS-103A	UPVC / PVC	4 Pcs / Adet	
AC77BF-401	STAINLESS RAIL PASLANMAZ RAY (0,21 M)	2 Pcs / Adet (FL - 78)	
EM11-10	DRAINAGE CAP TALİPLER KAPAĞI	(FL/2 - 230) / 600) + 1 Min. 1 Pieces / Adet Round Up / Yukarı Yuvarla [X]	
EM70LS-10	DRAINAGE CAP TALİPLER KAPAĞI	1 Pcs / Adet	
EM38SLS-29/A	SASH FIXING WEDGE KARMAK GAYRİLEMİ TAÇI	4 Pcs / Adet	
EM38SLS-29/B		8 Pcs / Adet	
EM38-23	SASH STOPPER KARMAK STOPPER	1 Pcs / Adet	
EM09-0001	CAP / KAPAK	2 Pcs / Adet	

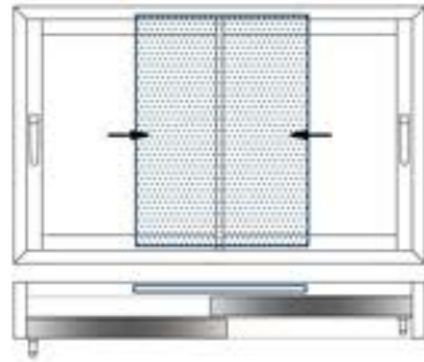
GASKETS / HİTLER

Code / Kod	Description / Açıklama	Quantity / Miktar
EM38SLS-24 Or / Ya da EM38SLS-28		4FL + 16FH
EM38SLS-05		2FL + 4FH
EM45-05		1FH
EM38SLS-02		4FH
PB3-7-800		6FL + 16FH
EMS1LS-11		2FH
O-RING-3 mm		2FH

[X] Round Up  
Yukarı Yuvarla



SLIDING / SÜRME



Please look at the assembly drawings for mechanical treatment.  
Mekanik işlem için birleştirme çizimlerine bakınız.

GLASS / CAM

Code / Kod	Drawing / Çizim	Quantity / Miktar	Dimensions (mm) / Boyutlar
GLASS / CAM		2 Pcs / Adet	GL = (FL/2) - 105.5 GH = FH - 220

PROFILES / PROFİLLER

Code / Kod	Drawing / Çizim	Cut / Kesim	Quantity / Miktar	Dimensions (mm) / Boyutlar	Mechanical Treatment / Mekanik İşlem
38SLS-162-00			2 Pcs / Adet	FL	-
			2 Pcs / Adet	FH	
38SLS-201-00			2 Pcs / Adet	FH - 78	-
38SLS-211-00 Or / Ya da 38SLS-212-00			4 Pcs / Adet	(FL/2) - 135	-
38SLS-221-00			2 Pcs / Adet	FH - 78	✓
Optional / Opsiyonel 38SLS-421-00			2 Pcs / Adet	FH - 88	-
38SLS-520-00			1 Pcs / Adet	FL	✓
38T-251-00			1 Pcs / Adet	(FL/2) - 54.5	-
			1 Pcs / Adet	(FL/2) - 54.5	
38T-252-00			1 Pcs / Adet	FH - 74	-
			1 Pcs / Adet	(FL/2) - 105	
			1 Pcs / Adet	(FL/2) - 105	
			1 Pcs / Adet	FH - 174.8	
38SLS-252-00			1 Pcs / Adet	FH - 74	✓

PLASTIC PROFILES / PLASTİK PROFİLLER

Code / Kod	Drawing / Çizim	Cut / Kesim	Quantity / Miktar	Dimensions (mm) / Boyutlar	Mechanical Treatment / Mekanik İşlem
EM38SLS-102			2 Pcs / Adet	FL - 40	-
			2 Pcs / Adet	FH - 40	
EM38SLS-501			2 Pcs / Adet	FH - 78	✓
Optional / Opsiyonel EM38SLS-211			2 Pcs / Adet	Equal to Espagnolette. İspanyolet ölçüsü kadar.	-

If PVC Espagnolette used / PVC İspanyolet kullanırsa

CORNER JOINTS / KÖŞE BAĞLANTILARI

Code / Kod	Quantity / Miktar	Picture / Resim
CC-101-24.5 Or / Ya da LC-1125	12 Pcs / Adet	
CC-101-26.5 Or / Ya da LC-1127	2 Pcs / Adet	
MK-20.1	8 Pcs / Adet	
LC-107	4 Pcs / Adet	

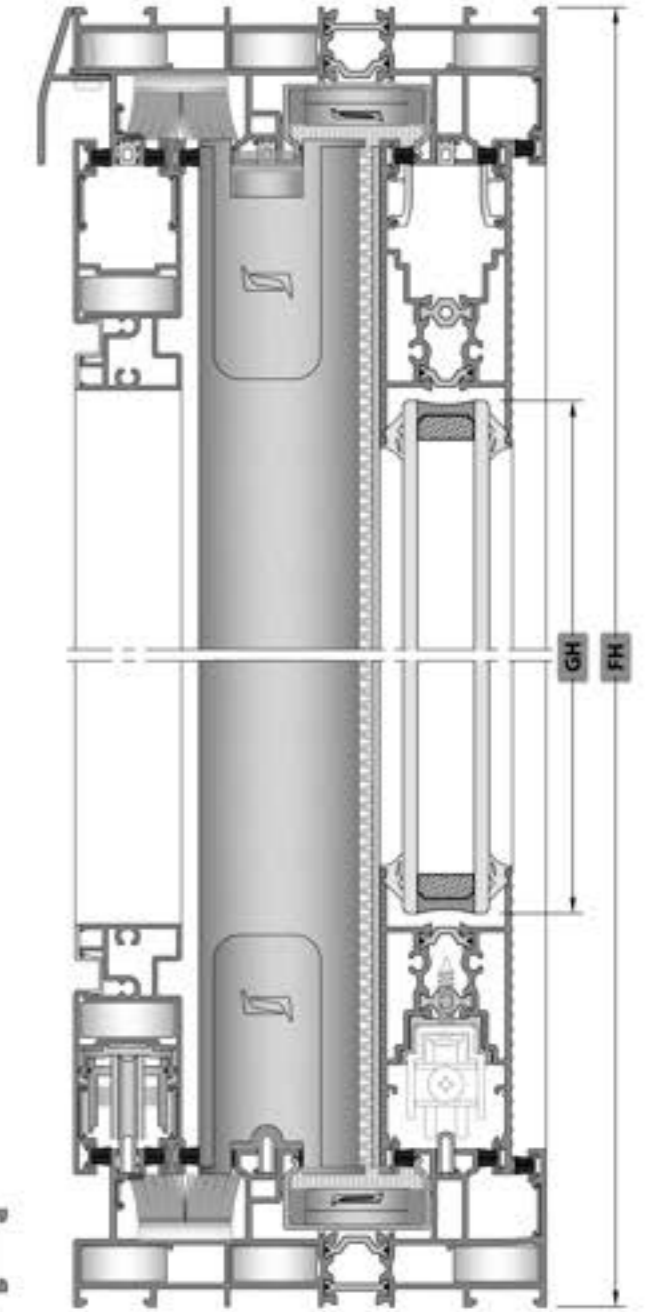
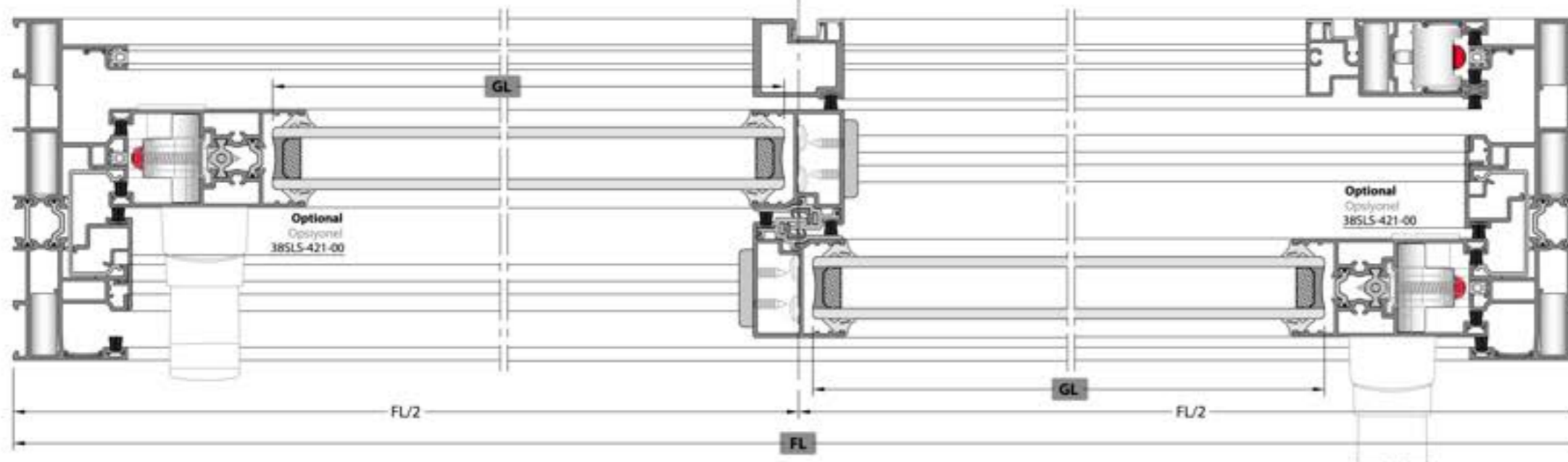
CONSUMABLE MATERIALS / SARIY MALZEMELER

Code / Kod	Description / Açıklama	Quantity (Pcs-m) / Miktar (Paket)	Picture / Resim
EM38SLS-SD-32	WEATHER STRIP SET / HAVA KESİCİ TAKIMI	1 Set / Takım	
EM38SLS-51	CLAMPING ACCESSORIES SET / SİKE EKLEMLERİ TAKIMI	2 Set / Takım	
EM38SLS-21	SASH JOINT PLASTIC / KASSET İKİ RAYLI PLASTİK	4 Pcs / Adet	
EM51SD-08	SASH STABILITY PLASTIC / KASSET DENGELERİ PLASTİK	Tabloların Sayısı Tabloların Sayısı	
EM38SLS-190	FRAME MONTAGE WEDGE / KASA MONTAJ TAVANCI	(FL-2000 / 1000) + 1 Min. 1 Pieces / Adet Round Up / Yukarı Yürümlü (X)	
EM38SLS-103A	U PVC / PVC	4 Pcs / Adet	
AC77BF-401	STAINLESS RAIL / PASLANMAZ RAY (Ø12x14)	3 Pcs / Adet (FL - 78)	
EM11-10	DRAINAGE CAP / TAŞIYICI KAPAK	(FL/2 - 250 / 650) + 1 Min. 1 Pieces / Adet Round Up / Yukarı Yürümlü (X)	
EM70LS-10	DRAINAGE CAP / TAŞIYICI KAPAK	1 Pcs / Adet	
EM09-0001	CAP / KAPAK	4 Pcs / Adet	
ZM-07	WEATHER STRIP / HAVA KESİCİ	2 Pcs / Adet	
PB-67-1800		430 mm	
EM38-23	SASH STOPPER / KASSET DÜZLEME	2 Pcs / Adet	
ZM-0330	FLYSCREEN STOPPER / İZLENİM DÜZLEME	1 Pcs / Adet	
EM38-32	PALLEY WITH 2 WHEELS / SİKE İKİ TEKERLİK (120x120x120 kg)	2 Pcs / Adet	

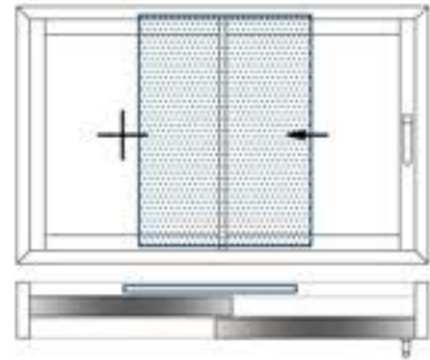
(X) Round Up / Yukarı Yürümlü

GASKETS / FİLLER

Code / Kod	Description / Açıklama	Picture / Resim
EM38SLS-24 Or / Ya da EM38SLS-28		4FL + 8FH
EM38SLS-05		2FL + 4FH
EM38SLS-02		2FH
PB3-7-800		9FL + 13FH



SLIDING / SÜRME



Please look at the assembly drawings for mechanical treatment.  
Mekanik işlem için birleştirme ayarları bölümüne bakınız.

GLASS / CAM

Code / Kod	Drawing / Çizim	Quantity / Miktar	Dimensions (mm) / Boyutlar
GLASS / CAM		2 Pcs / Adet	GL = (FL/2) - 105.5 GH = FH - 220

PROFILES / PROFİLLER

Code / Kod	Drawing / Çizim	Cut / Kesim	Quantity / Miktar	Dimensions (mm) / Boyutlar	Mechanical Treatment / Mekanik İşlem
38SLS-162-00			2 Pcs / Adet	FL	-
38SLS-201-00			2 Pcs / Adet	FH - 78	-
38SLS-211-00 Or / Ya da 38SLS-212-00			4 Pcs / Adet	(FL/2) - 135	-
38SLS-221-00			2 Pcs / Adet	FH - 78	✓
Optional Optional 38SLS-421-00			2 Pcs / Adet	FH - 88	-
38SLS-520-00			1 Pcs / Adet	FL	✓
38T-251-00			1 Pcs / Adet	(FL/2) - 54.5	-
			1 Pcs / Adet	(FL/2) - 54.5	-
			1 Pcs / Adet	FH - 74	-
38T-252-00			1 Pcs / Adet	(FL/2) - 105	-
			1 Pcs / Adet	(FL/2) - 105	-
			1 Pcs / Adet	FH - 174.8	-
			1 Pcs / Adet	FH - 74	-
38SLS-252-00			1 Pcs / Adet	FH - 74	✓

PLASTIC PROFILES / PLASTİK PROFİLLER

Code / Kod	Drawing / Çizim	Cut / Kesim	Quantity / Miktar	Dimensions (mm) / Boyutlar	Mechanical Treatment / Mekanik İşlem
EM38SLS-102			2 Pcs / Adet	FL - 40	-
			2 Pcs / Adet	FH - 40	-
EM38SLS-501			2 Pcs / Adet	FH - 78	✓
Optional Optional EM38SLS-211			1 Pcs / Adet	Equal to Espagnolette. İspagnolet ölçüsüne katar.	-

If PVC Espagnolette used / PVC İspagnolet kullanırsa

CORNER JOINTS / KÖŞE BAĞLANTILARI

Code / Kod	Quantity / Miktar	Picture / Resim
CC-101-24.5 Or / Ya da LC-1125	12 Pcs / Adet	
CC-101-26.5 Or / Ya da LC-1127	2 Pcs / Adet	
MK-20.1	8 Pcs / Adet	
LC-107	4 Pcs / Adet	

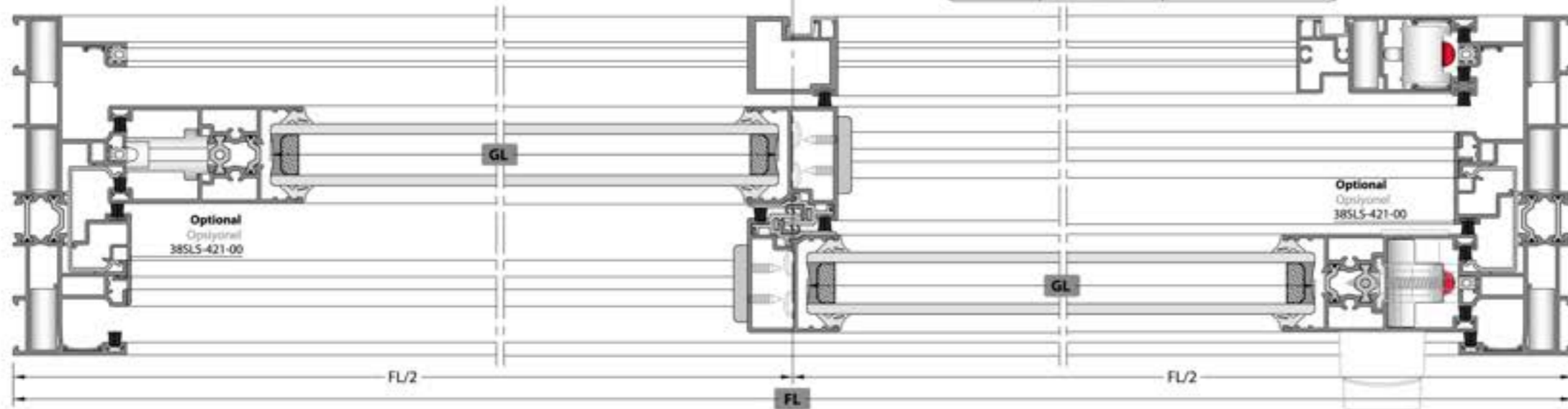
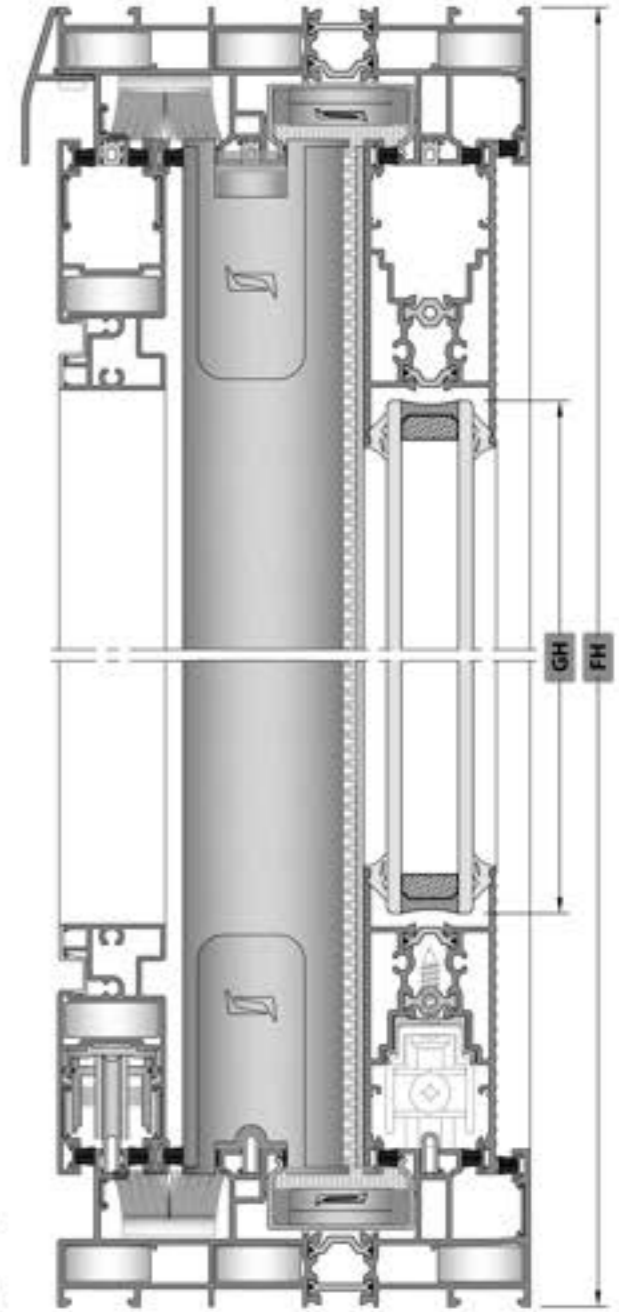
CONSUMABLE MATERIALS / SARI MALZEMELER

Code / Kod	Description / Açıklama	Quantity (pcs-m) / Miktar (Paket)	Picture / Resim
EM38SLS-SD-32	WEATHER STRIP SET / HAVA KESİCİ TAĞIRI	1 Set / Takım	
EM38SLS-51	CLIPPING ACCESSORIES SET / EKLENTİ AYARLAMA TAĞIRI	2 Set / Takım	
EM38SLS-21	SASH JOINT PLASTIC / SAKAT KİLİMLERİ PLASTİK	4 Pcs / Adet	
EM51SD-08	SASH STABILITY PLASTIC / SAKAT KİLİMLERİ PLASTİK	1 Adet / Paket 1 Adet / Paket 1 Adet / Paket	
EM38SLS-190	FRAME MOUNTAGE WEDGE / KASA MONTAJ TAĞIRI	(FL-2000 / 1000) + 1 Min. 1 Pieces / Adet Round Up / Yukarı Yüvürsü [X]	
EM38SLS-103A	UPVC / PVC	2 Pcs / Adet	
AC77BF-401	STAINLESS RAIL / PASLANMAZ RAY (0,25 M)	3 Pcs / Adet (FL - 78)	
EM11-10	DRAINAGE CAP / TERLİK KAPAĞI	(FL/2 - 250) / 600 + 1 Min. 1 Pieces / Adet Round Up / Yukarı Yüvürsü [X]	
EM70LS-10	DRAINAGE CAP / TERLİK KAPAĞI	1 Pcs / Adet	
EM09-0001	CAP / KAPAĞI	5 Pcs / Adet	
ZM-07	WEATHER STRIP / HAVA KESİCİ	2 Pcs / Adet	
PB-67-1800	WEATHER STRIP / HAVA KESİCİ	430 mm	
EM38SLS-29/A	SASH FIXING WEDGE / SAKAT SAKITLAM TAĞIRI	2 Pcs / Adet	
EM38SLS-29/B	SASH FIXING WEDGE / SAKAT SAKITLAM TAĞIRI	3 Pcs / Adet	
EM38-23	SASH STOPPER / SAKAT DÜŞÜRÜCÜ	1 Pcs / Adet	
ZM-0330	FLYSCREEN STOPPER / İNCE PERDE DÜŞÜRÜCÜ	1 Pcs / Adet	
EM38-32	PULLEY WITH 2 WHEELS / KİLİM İKİ RAYLI (20 Kg)	2 Pcs / Adet	

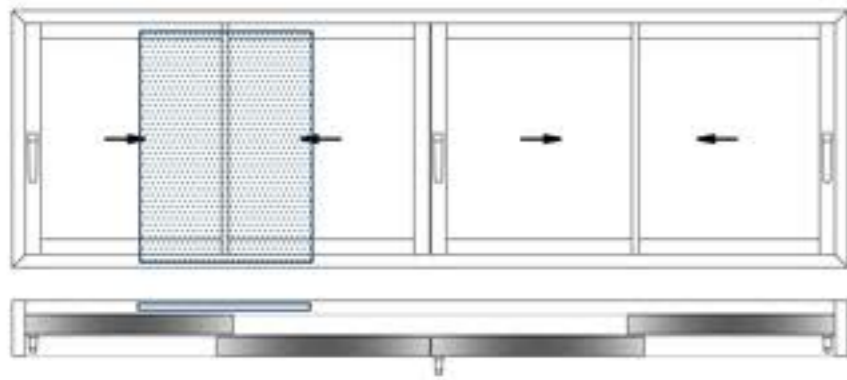
[X] Round Up / Yukarı Yüvürsü

GASKETS / FİLLER

Code / Kod	Description / Açıklama	Picture / Resim
EM38SLS-24 Or / Ya da EM38SLS-28		4FL + 8FH
EM38SLS-05		2FL + 4FH
EM38SLS-02		2FH
PB3-7-800		9FL + 13FH



SLIDING / SÜRME



✓ Please look at the assembly drawings for mechanical treatment.  
Mekanik işlemler için detaylı uygulamaları detaylar bölümünde bulunuz.

GLASS / CAM

Code / Kod	Drawing / Çizim	Quantity / Miktar	Dimensions (mm) / Boyutlar
GLASS / CAM		4 Pcs / Adet	GL = (FL/4) - 90 GH = FH - 220

PROFILES / PROFİLLER

Code / Kod	Drawing / Çizim	Cut / Kesim	Quantity / Miktar	Dimensions (mm) / Boyutlar	Mechanical Treatment / Mekanik İşlem
38SLS-162-00			2 Pcs / Adet	FL	-
38SLS-201-00			2 Pcs / Adet	FH	-
38SLS-211-00 Or / Ya da			4 Pcs / Adet	FH - 78	-
38SLS-212-00			8 Pcs / Adet	(FL/4) - 119.4	-
38SLS-221-00			4 Pcs / Adet	FH - 78	✓
Optional / Opsiyonel			2 Pcs / Adet	FH - 88	-
38SLS-421-00			1 Pcs / Adet	FL	✓
38SLS-520-00			1 Pcs / Adet	FH - 78	✓
38SLS-502-00			1 Pcs / Adet	FH - 78	✓
38T-251-00			1 Pcs / Adet	(FL/4) - 39	-
			1 Pcs / Adet	(FL/4) - 39	-
			1 Pcs / Adet	FH - 74	-
			1 Pcs / Adet	(FL/4) - 89.4	-
			1 Pcs / Adet	(FL/4) - 89.4	-
			1 Pcs / Adet	FH - 124.8	-
			1 Pcs / Adet	FH - 74	-
38SLS-252-00			1 Pcs / Adet	FH - 74	✓

PLASTIC PROFILES / PLASTİK PROFİLLER

Code / Kod	Drawing / Çizim	Cut / Kesim	Quantity / Miktar	Dimensions (mm) / Boyutlar	Mechanical Treatment / Mekanik İşlem
EM38SLS-102			2 Pcs / Adet	FL - 40	-
			2 Pcs / Adet	FH - 40	-
EM38SLS-501			4 Pcs / Adet	FH - 78	✓
Optional / Opsiyonel			3 Pcs / Adet	Equal to Espagnolette. İspanyolet ölçüsüne keder.	-
EM38SLS-211	If PVC Espagnolette used / PVC İspanyolet kullanırsa				

CORNER JOINTS / KÖŞE BAĞLANTILARI

Code / Kod	Quantity / Miktar	Picture / Resim
CC-101-24.5 Or / Ya da LC-1125	12 Pcs / Adet	
CC-101-26.5 Or / Ya da LC-1127	2 Pcs / Adet	
MK-20.1	8 Pcs / Adet	
LC-107	4 Pcs / Adet	

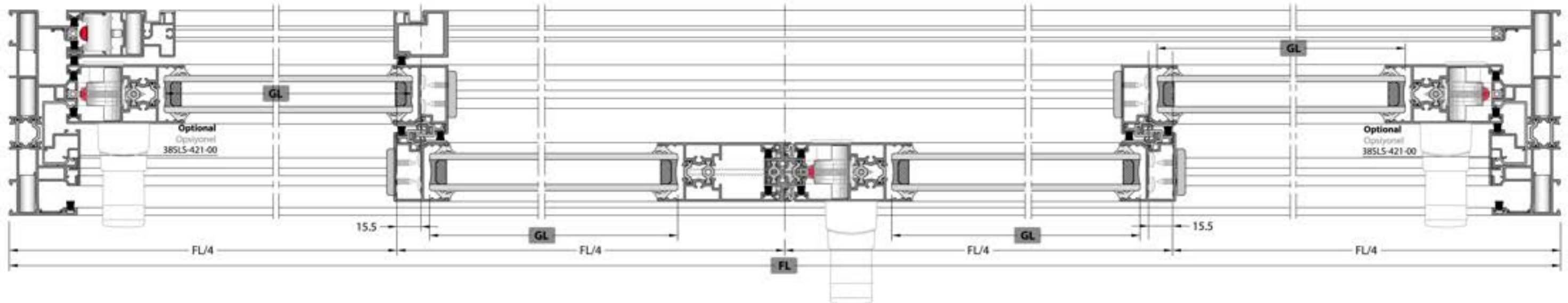
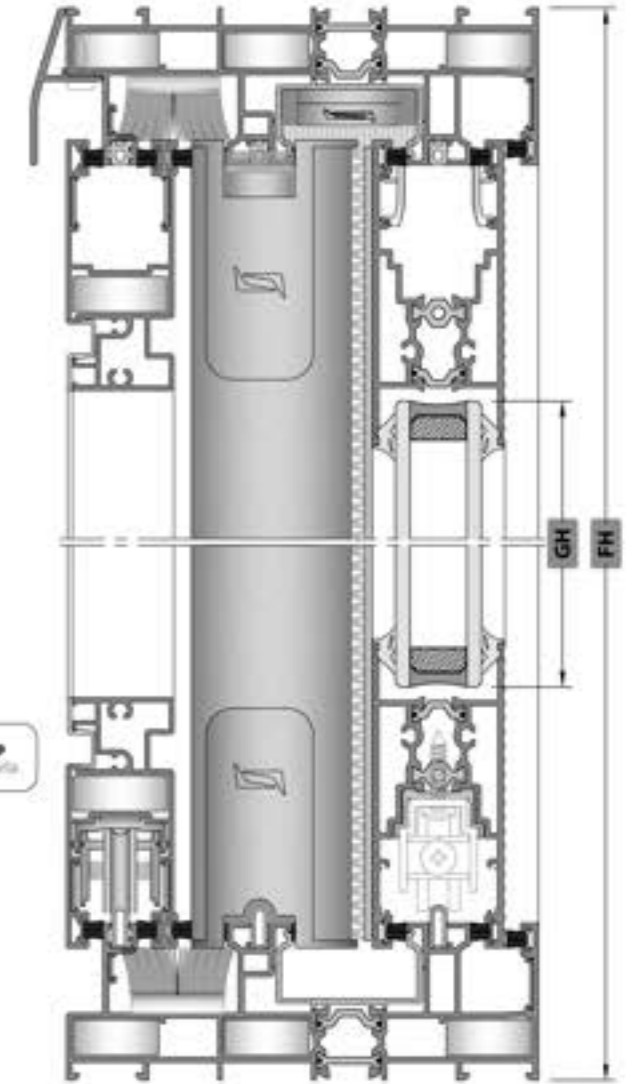
CONSUMABLE MATERIALS / SARIF MALZEMELER

Code / Kod	Description / Açıklama	Quantity (pcs/m) / Miktar (Parça)	Picture / Resim
EM38SLS-SD-32	WEATHER STRIP SET 2Lİ KASA İÇİNE KESİM TAKIMI	2 Set / Takım	
EM38SLS-51	CLAMPING ACCESSORIES SET KESİM ARAÇLARI TAKIMI	4 Set / Takım	
EM38SLS-21	SASH JOINT PLASTIC KASA İÇİNE KESİM TAKIMI	8 Pcs / Adet	
EM38SLS-502	FOUR SASH ACCESSORIES SET KASA İÇİNE KESİM TAKIMI	2 Pcs / Adet	
EM51SD-08	SASH STABILITY PLASTIC KASA İÇİNE KESİM TAKIMI	2 Pcs / Adet	
EM38SLS-190	FRAME MOUNTAGE WEDGE KASA MONTAJ TAKIMI	(FL-2000) / 1000 + 1 Min. 1 Pieces / Adet Round Up / Yukarı Yuvarka [X]	
EM38SLS-103A	U PVC U PVC	8 Pcs / Adet	
AC77BF-401	STAINLESS RAIL PASLANMAZ RAY (0,25 M)	3 Pcs / Adet (FL - 78)	
EM11-10	DRAINAGE CAP SIFIRILAMA KAPAKI	(FL/2 - 230) / 930 + 1 Min. 1 Pieces / Adet Round Up / Yukarı Yuvarka [X]	
EM70LS-10	DRAINAGE CAP SIFIRILAMA KAPAKI	1 Pcs / Adet	
EM09-0001	CAP / KAPAK	4 Pcs / Adet	
ZM-07	WEATHER STRIP KASA İÇİNE KESİM TAKIMI	2 Pcs / Adet	
PB-67-1800		430 mm	
EM38-23	SASH STOPPER KASA İÇİNE KESİM TAKIMI	3 Pcs / Adet	
ZM-0330	FLYSCREEN STOPPER SIFIRILAMA KAPAKI	1 Pcs / Adet	
EM38-32	PULLEY WITH 2 WHEELS KASA İÇİNE KESİM TAKIMI (130 Kg)	2 Pcs / Adet	

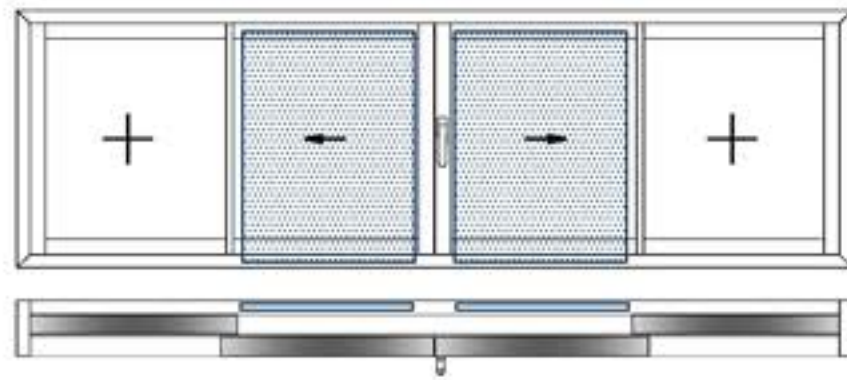
GASKETS / FİLLER

Code / Kod	Description / Açıklama	Picture / Resim
EM38SLS-24 Or / Ya da EM38SLS-28		4FL + 16FH
EM38SLS-05		2FL + 4FH
EM45-05		1FH
EM38SLS-02		4FH
PB3-7-800		(7.5FL) + 18FH
EM51LS-11		2FH
O-RING-3 mm		2FH

[X] Round Up / Yukarı Yuvarka



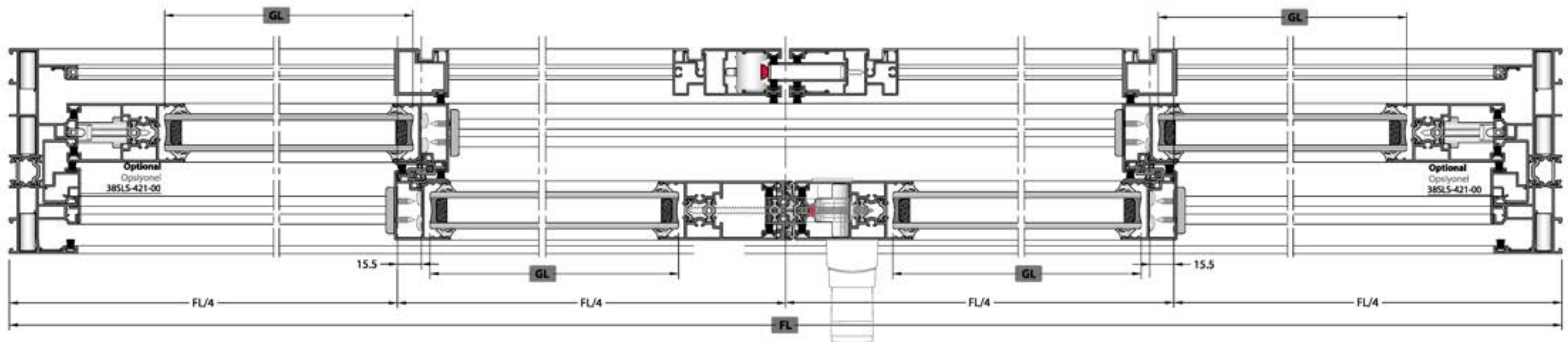
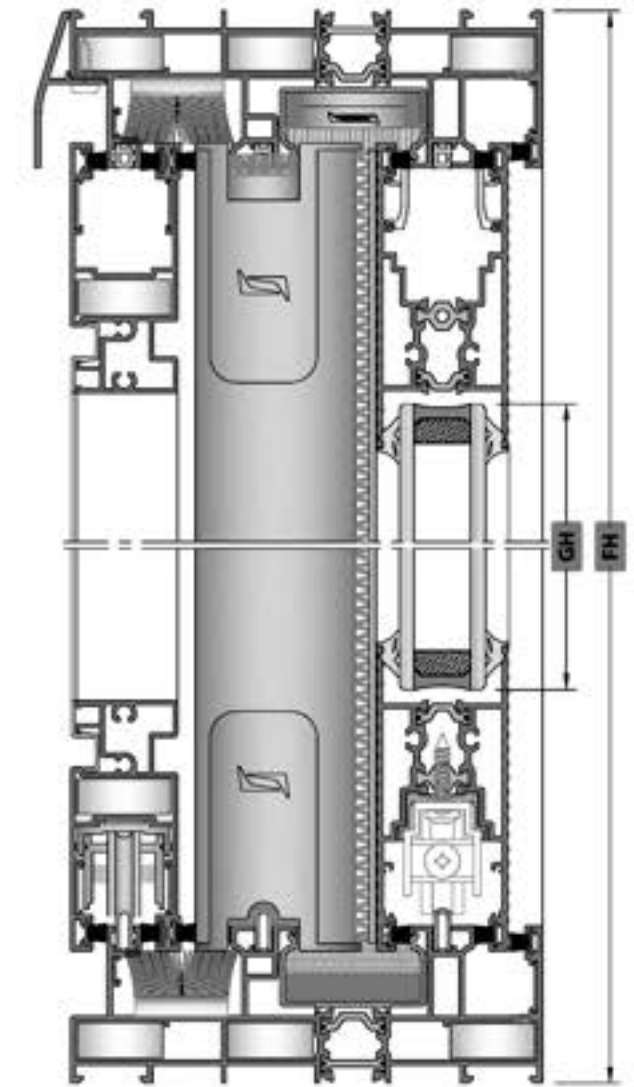
**SLINDING / SÖRME**



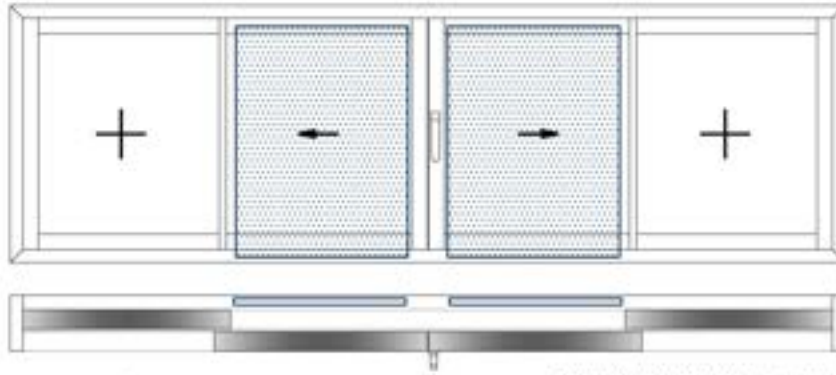
✓ **Please look at the assembly drawings for mechanical treatment.**  
Mekanik işlemler için lütfen uygulama detayları bilginize salın.

**GLASS / CAM**

Code Kod	Drawing Çizim	Quantity Miktar	Dimensions (mm) Boyutlar
<b>GLASS</b> CAM		4 Pcs / Adet	GL = (FL/4) - 90 GH = FH - 220



## SLINDING / SÜRME



## PROFILES / PROFİLLER

Code Kod	Drawing Çizim	Cut Kesim	Quantity Miktar	Dimensions (mm) Boyutlar	Mechanical Treatment Mekanik İşlem
38SLS-162-00			2 Pcs / Adet	FL	-
			2 Pcs / Adet	FH	
38SLS-201-00			4 Pcs / Adet	FH - 78	-
38SLS-211-00 Or / Yada			8 Pcs / Adet	(FL/4) - 1194	-
38SLS-212-00					
38SLS-221-00			4 Pcs / Adet	FH - 78	✓
38SLS-421-00			2 Pcs / Adet	FH - 88	-
38SLS-520-00			1 Pcs / Adet	FL	✓
38SLS-502-00			1 Pcs / Adet	FH - 78	✓
38T-251-00			2 Pcs / Adet	(FL/4) - 35.5	-
			2 Pcs / Adet	(FL/4) + 35.5	
			2 Pcs / Adet	FH - 74	
38T-252-00			2 Pcs / Adet	(FL/4) - 86	-
			2 Pcs / Adet	(FL/4) - 86	
			2 Pcs / Adet	FH - 174.8	
			2 Pcs / Adet	FH - 74	
38SLS-252-00			2 Pcs / Adet	FH - 74	✓
12-133-013			1 Pcs / Adet	FH - 98	✓

## PLASTIC PROFILES / PLASTİK PROFİLLER

Code Kod	Drawing Çizim	Cut Kesim	Quantity Miktar	Dimensions (mm) Boyutlar	Mechanical Treatment Mekanik İşlem
EM38SLS-102			2 Pcs / Adet	FL - 40	-
			2 Pcs / Adet	FH - 40	
EM38SLS-501			4 Pcs / Adet	FH - 78	✓
Optional Opsiyonel EM38SLS-211			1 Pcs / Adet	Equal to Espagnolette. İspagnolette ölçüsüne kadar.	

If PVC Espagnolette used / PVC İspagnolette kullanırsa

## CORNER JOINTS / RÖŞE BAĞLANTILAR

Code / Kod	Quantity / Miktar	Picture / Resim
CC-101-24.5 Or / Yada LC-1125	12 Pcs / Adet	
CC-101-26.5 Or / Yada LC-1127	4 Pcs / Adet	
MK-20.1	12 Pcs / Adet	
LC-107	4 Pcs / Adet	

## CONSUMABLE MATERIALS / SARIF MALZEMELER

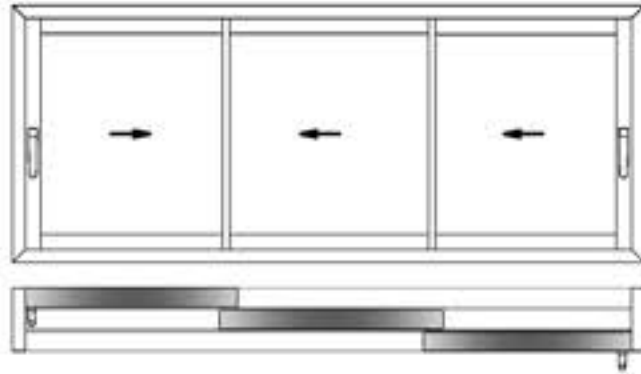
Code Kod	Description Açıklama	Quantity (Pcs/m) Miktar (Paket)	Picture Resim
EM38SLS-5D-32	WEATHER STRIP SET ZORUNLU HAVA KESİTİ TAKIMI	2 Set / Takım	
EM38SLS-51	CLAMPING ACCESSORIES SET SİNYET AKSESUAR TAKIMI	4 Set / Takım	
EM38SLS-21	SASH JOINT PLASTIC KAVAT BİRLEŞİM PLASTİĞİ	8 Pcs / Adet	
EM38SLS-502	FOUR SASH ACCESSORIES SET DÖRT KAVAT AKSESUAR TAKIMI	2 Pcs / Adet	
EM515D-08	SASH STABILITY PLASTIC KAVAT DENGELERİ PLASTİĞİ	Sub Amount Alt Miktar	
EM38SLS-190	FRAME MORTAGE WEDGE KASA MORTAJ TIRGICI	(FL-2000) / 10000 + 1 Min. 1 Pieces / Adet Round Up / Yukarı Yuvarla [X]	
EM38SLS-103A	U PVC U PVC	4 Pcs / Adet	
AC77BF-401	STAINLESS RAIL PASLANMAZ RAY (325 M)	3 Pcs / Adet (FL - 78)	
EM11-10	DRAINAGE CAP TAHİTÇİ KAPAK	(FL/2 - 230) / 690 + 1 Min. 1 Pieces / Adet Round Up / Yukarı Yuvarla [X]	
EM70LS-10	DRAINAGE CAP TAHİTÇİ KAPAK	1 Pcs / Adet	
EM09-0001	CAP / KAPAK	10 Pcs / Adet	
ZM-07	WEATHER STRIP HAVA KESİCİ	2 Pcs / Adet	
PB-67-1800		430 mm	
EM38SLS-29/A	SASH FEEDING WEDGE KAVAT SİYİLEME TIRGICI	4 Pcs / Adet	
EM38SLS-29/B		6 Pcs / Adet	
EM38-23	SASH STOPPER KAVAT STOPERİ	1 Pcs / Adet	
ZM-0330	FLYSCREEN STOPPER ÇİREKÇİ STOPER	1 Pcs / Adet	
EM38-32	PULLEY WITH 2 WHEELS SİNYET İKİ ROLLER (120 KG)	4 Pcs / Adet	

 [X] Round Up  
Yukarı Yuvarla

## GASKETS / FİTİLLER

Code Kod	Description Açıklama	Picture Resim
EM38SLS-24 Or / Yada EM38SLS-28		4FL + 16FH
EM38SLS-05		2FL + 4FH
EM45-05		1FH
EM38SLS-02		4FH
PB3-7-800		9FL + 22FH
EM51LS-11		2FH
O-RING-3 mm		2FH

SLIDING / SÖRME



✓ Please look at the assembly drawings for mechanical treatment.  
Mekanik işlemler için lütfen uygulama detayları bölümüne bakınız.

GLASS / CAM

Code / Kod	Drawing / Çizim	Quantity / Miktar	Dimensions (mm) / Boyutlar
GLASS / CAM		3 Pcs / Adet	GL = (FL/3) - 74 GH = FH - 220

PROFILES / PROFİLLER

Code / Kod	Drawing / Çizim	Cut / Kesim	Quantity / Miktar	Dimensions (mm) / Boyutlar	Mechanical Treatment / Mekanik İşlem
38SLS-113-00			2 Pcs / Adet	FL	-
			2 Pcs / Adet	FH	-
38SLS-201-00			2 Pcs / Adet	FH - 78	-
38SLS-211-00 Or / Ya da			6 Pcs / Adet	(FL/3) - 103,4	-
38SLS-212-00					
38SLS-221-00			4 Pcs / Adet	FH - 78	✓
38SLS-421-00			4 Pcs / Adet	FH - 88	-
38SLS-520-00			1 Pcs / Adet	FL	✓

PLASTIC PROFILES / PLASTİK PROFİLLER

Code / Kod	Drawing / Çizim	Cut / Kesim	Quantity / Miktar	Dimensions (mm) / Boyutlar	Mechanical Treatment / Mekanik İşlem
EM38SLS-102			4 Pcs / Adet	FL - 40	-
			4 Pcs / Adet	FH - 40	-
EM38SLS-501			4 Pcs / Adet	FH - 78	✓
Optional / Opsiyonel EM38SLS-211			2 Pcs / Adet	Equal to Espagnolette. İspanyolette ölçüsü kadar.	-

If PVC Espagnolette used / PVC İspanyolette kullanılırsa

CORNER JOINTS / KÖŞE BAĞLANTILAR

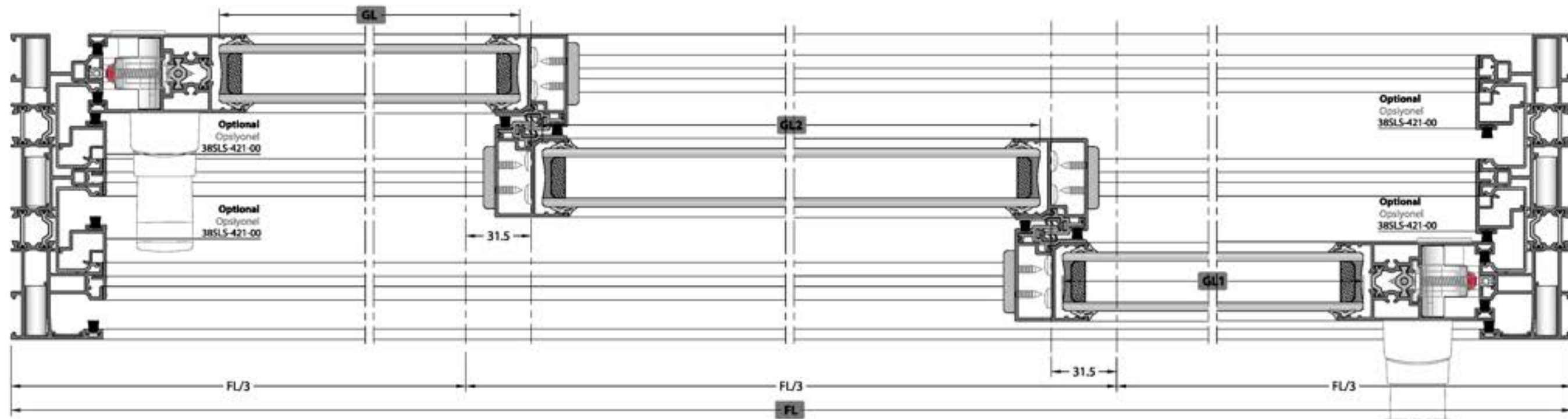
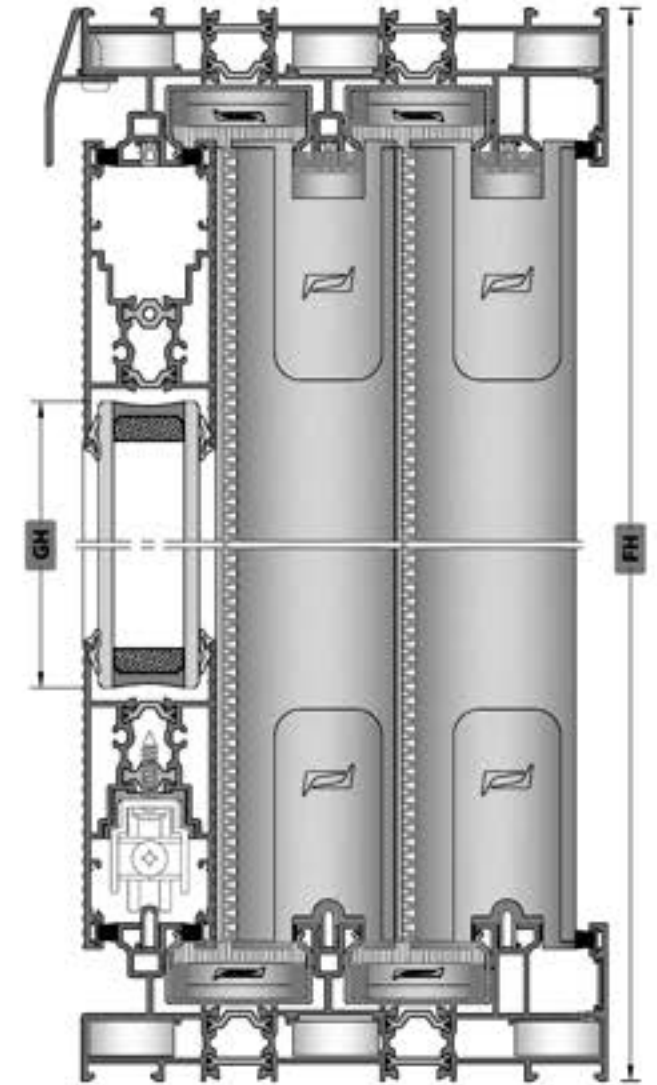
Code / Kod	Quantity / Miktar	Picture / Resim
CC-101-24,5 Or / Ya da LC-1125	12 Pcs / Adet	
MK-20.1	4 Pcs / Adet	

CONSUMABLE MATERIALS / SARF MALZEMELER

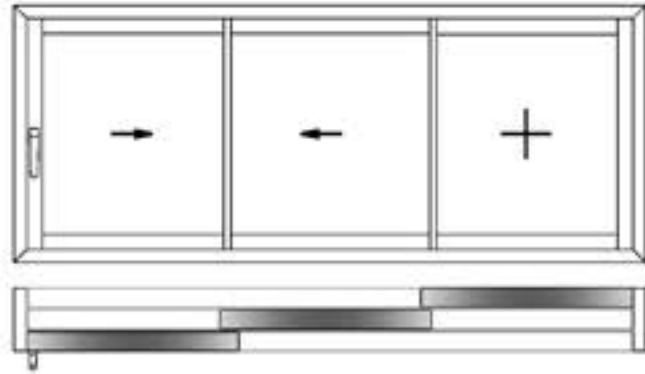
Code / Kod	Description / Açıklama	Quantity (pcs-m) / Miktar (Paket)	Picture / Resim
EM38SLS-SD-32	WEATHER STRIP SET 211 RAYI HAVA KESİCİ TAKIMI	2 Set / Takım	
EM38SLS-51	CLAMPING ACCESSORIES SET KEMET ARAÇLARI TAKIMI	4 Set / Takım	
EM38SLS-21	SASH JOINT PLASTIC KARKIT BİRLİKİM PLASTİĞİ	4 Pcs / Adet	
EM51SD-08	SASH STABILITY PLASTIC KARKIT DENGİ PLASTİĞİ	Sub-Assembly / Alt Birlikim Sub-Assembly / Alt Birlikim	
EM38SLS-190	FRAME MOUNTAGE WEDGE KASA MONTAJ TAKIMI	(FL-3000) / 1000 = 3 Min. 3 Pieces / Adet Round Up / Yukarı Yarımla	
EM38SLS-103A	U PVC UPVC	6 Pcs / Adet	
AC77BF-401	STAINLESS NAIL PASLANMAZ RAY ÖLÇÜSÜ	3 Pcs / Adet (FL - 78)	
EM11-10	DRAINAGE CAP TAHİTVE KAPLIĞI	(2FL/3 - 280) / 600 = 1 Min. 1 Pieces / Adet Round Up / Yukarı Yarımla	
EM70LS-10	DRAINAGE CAP TAHİTVE KAPLIĞI	1 Pcs / Adet	
EM38-23	SASH STOPPER KARKIT DİŞİ	1 Pcs / Adet	

GASKETS / FİTİLLER

Code / Kod	Picture / Resim	Quantity / Miktar
EM38SLS-24 Or / Ya da EM38SLS-28		4FL + 12FH
EM38SLS-05		3FL + 6FH
EM38SLS-02		4FH
PB3-7-800		6FL + 14FH



SLIDING / SÖRME



✓ Please look at the assembly drawings for mechanical treatment.  
Mekanik işlemler için lütfen uygulama detayları bilgilimize bakınız.

GLASS / CAM

Code / Kod	Drawing / Çizim	Quantity / Miktar	Dimensions (mm) / Boyutlar
GLASS / CAM		3 Pcs / Adet	GL = (FL/3) - 74 GH = FH - 220

PROFILES / PROFİLLER

Code / Kod	Drawing / Çizim	Cut / Kesim	Quantity / Miktar	Dimensions (mm) / Boyutlar	Mechanical Treatment / Mekanik İşlem
38SLS-113-00			2 Pcs / Adet	FL	-
38SLS-201-00			2 Pcs / Adet	FH - 78	-
38SLS-211-00 Or / Ya da 38SLS-212-00			6 Pcs / Adet	(FL/3) - 103,4	-
38SLS-221-00			4 Pcs / Adet	FH - 78	✓
38SLS-421-00			4 Pcs / Adet	FH - 88	-
38SLS-520-00			1 Pcs / Adet	FL	✓

PLASTIC PROFILES / PLASTİK PROFİLLER

Code / Kod	Drawing / Çizim	Cut / Kesim	Quantity / Miktar	Dimensions (mm) / Boyutlar	Mechanical Treatment / Mekanik İşlem
EM38SLS-102			4 Pcs / Adet	FL - 40	-
EM38SLS-501			4 Pcs / Adet	FH - 78	✓
Optional / Opsiyonel EM38SLS-211			1 Pcs / Adet	Equal to Espagnolette. İspagnolet ölçüsüne kadar.	-

If PVC Espagnolette used / PVC İspagnolet kullanılırsa

CORNER JOINTS / KÖŞE BAĞLANTILAR

Code / Kod	Quantity / Miktar	Picture / Resim
CC-101-24.5 Or / Ya da LC-1125	12 Pcs / Adet	
MK-20.1	4 Pcs / Adet	

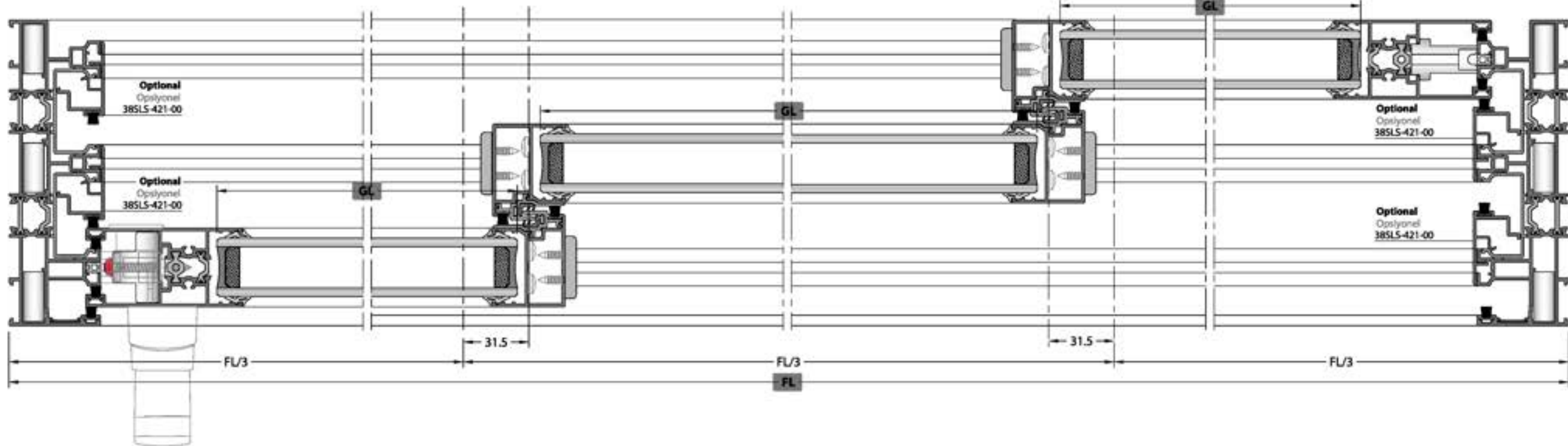
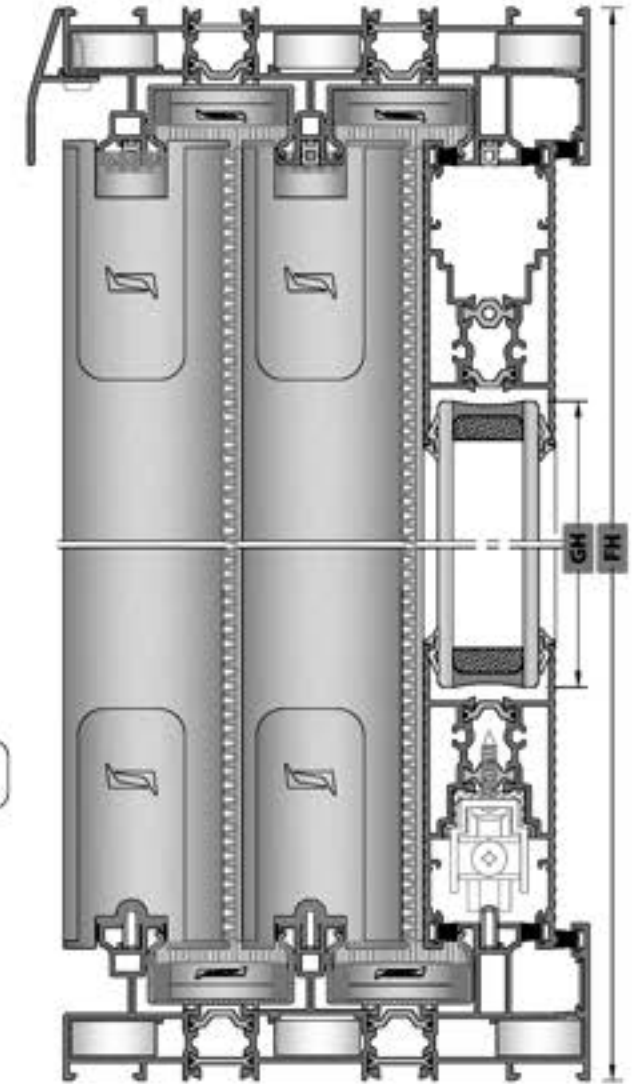
CONSUMABLE MATERIALS / SARIF MALZEMELER

Code / Kod	Description / Açıklama	Quantity (pcs-m) / Miktar (Paket)	Picture / Resim
EM38SLS-SD-32	WEATHER STRIP SET / ÜÇ RAYLI HAVA KESİCİ TAKIMI	2 Set / Takım	
EM38SLS-51	CLAMPING ACCESSORIES SET / KEMT ADESLER TAKIMI	4 Set / Takım	
EM38SLS-21	SASH JOINT PLASTIC / KANAT BİLGİM PLASTİĞİ	4 Pcs / Adet	
EM51SD-08	SASH STABILITY PLASTIC / KANAT DİNGİ PLASTİĞİ	Set / Paket Set / Paket Set / Paket	
EM38SLS-190	FRAME MOUNTING WEDGE / KASA MONTAJ TIRGACI	(FL-2000) / 1000 = 3 Min. 3 Pieces / Adet Round Up / Yukarı Yuvarla [X]	
EM38SLS-103A	U PVC / ÜPVC	4 Pcs / Adet	
AC778F-401	STAINLESS NAIL / PASLANMAZ RAY (Ø13 M)	3 Pcs / Adet (FL - 78)	
EM11-10	DRAINAGE CAP / TAHLİYE KAPAKI	(Ø21,3 - 280) / 650 = 1 Min. 1 Pieces / Adet Round Up / Yukarı Yuvarla [X]	
EM70LS-10	DRAINAGE CAP / TAHLİYE KAPAKI	1 Pcs / Adet	
EM38SLS-29/A	SASH FITTING WEDGE / KANAT SABİTLİME TIRGACI	2 Pcs / Adet	
EM38SLS-29/B	SASH FITTING WEDGE / KANAT SABİTLİME TIRGACI	3 Pcs / Adet	
EM38-23	SASH STOPPER / KANAT DİNGİ	1 Pcs / Adet	
EM09-0001	CAP / KAPAK	1 Pcs / Adet	

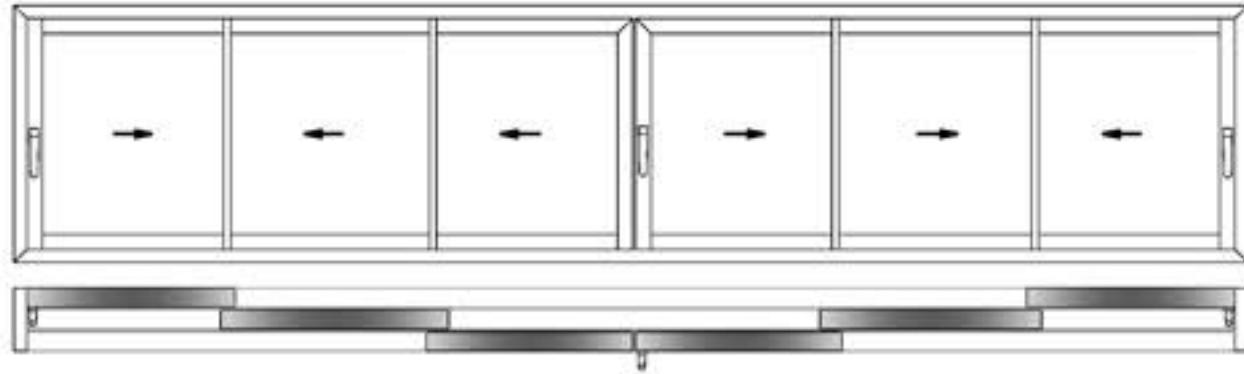
GASKETS / FİTİLLER

Code / Kod	Picture / Resim	Quantity / Miktar
EM38SLS-24 Or / Ya da EM38SLS-28		4FL + 12FH
EM38SLS-05		3FL + 6FH
EM38SLS-02		4FH
PB3-7-800		6FL + 14FH

[X] Round Up / Yukarı Yuvarla



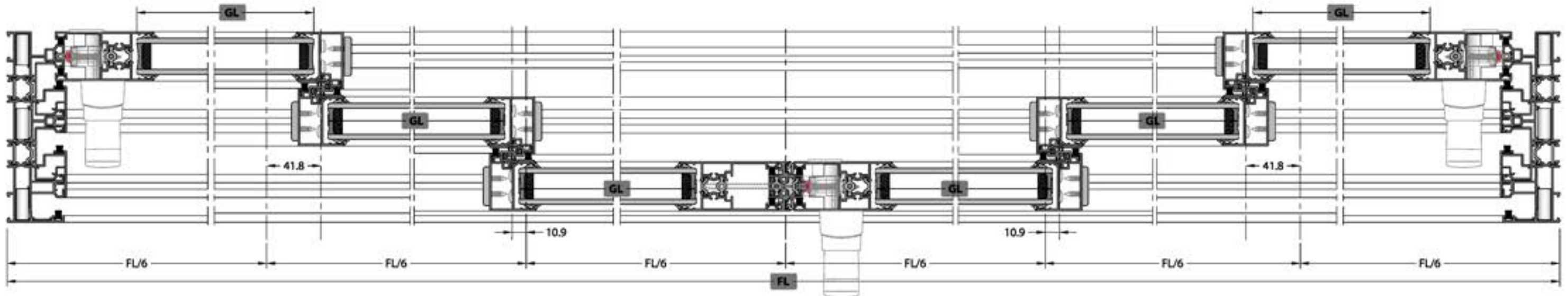
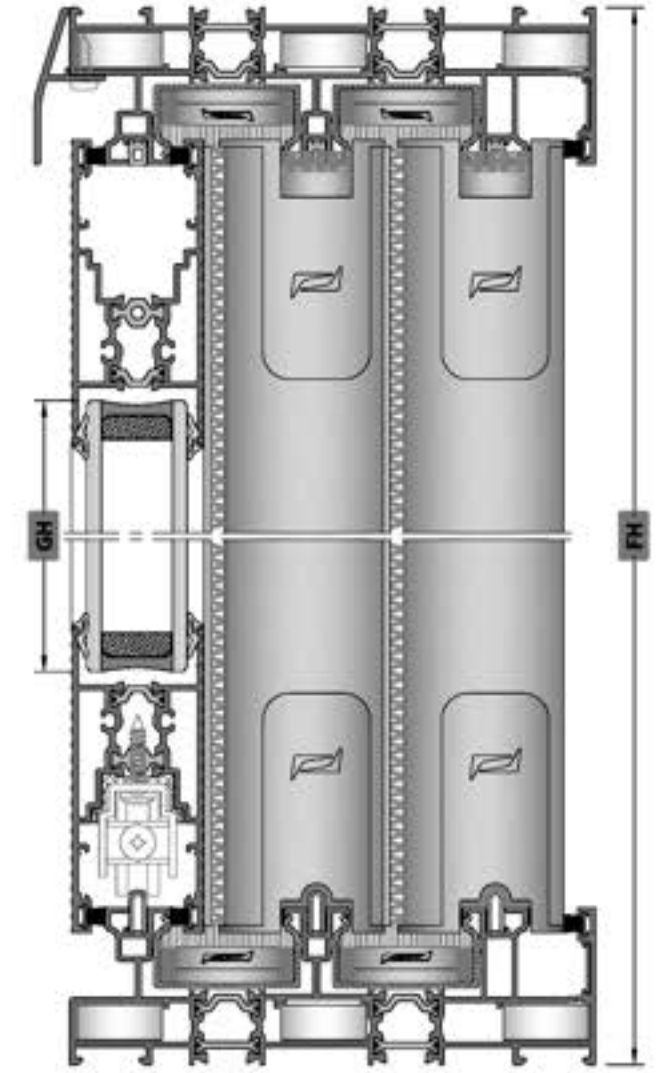
**SLINDING / SÖRME**



✓ **Please look at the assembly drawings for mechanical treatment.**  
Mekanik işlemler için kesim yapılarına detaylı bölümlere bakınız.

**GLASS / CAM**

Code Kod	Drawing Çizim	Quantity Miktar	Dimensions (mm) Boyutlar
<b>GLASS</b> CAM		6 Pcs / Adet	GL = (FL/6) - 63.7 GH = FH - 220



## SLIDING / SÜRME



## PROFILES / PROFİLLER

Code Kod	Drawing Çizim	Cut Kesim	Quantity Miktar	Dimensions (mm) Boyutlar	Mechanical Treatment Mekanik İşlem
38SLS-113-00			2 Pcs / Adet	FL	-
			2 Pcs / Adet	FH	
38SLS-201-00			4 Pcs / Adet	FH - 78	-
38SLS-211-00 Or / Yağız			12 Pcs / Adet	(FL/6) - 93	-
38SLS-212-00			12 Pcs / Adet	(FL/6) - 93	-
38SLS-221-00			8 Pcs / Adet	FH - 78	✓
38SLS-421-00			4 Pcs / Adet	FH - 88	-
38SLS-520-00			1 Pcs / Adet	FL	✓
38SLS-502-00			1 Pcs / Adet	FH - 78	✓

## PLASTIC PROFILES / PLASTİK PROFİLLER

Code Kod	Drawing Çizim	Cut Kesim	Quantity Miktar	Dimensions (mm) Boyutlar	Mechanical Treatment Mekanik İşlem
EM38SLS-102			4 Pcs / Adet	FL - 40	-
			4 Pcs / Adet	FH - 40	
EM38SLS-501			8 Pcs / Adet	FH - 78	✓
Optional Opsiyonel EM38SLS-211			3 Pcs / Adet	Equal to Espagnolette. İspanyolet ölçüsü kadar.	-

If PVC Espagnolette used / PVC İspanyolet kullanılırsa

## CORNER JOINTS / KÖŞE BAĞLANTILAR

Code / Kod	Quantity / Miktar	Picture / Resim
CC-101-24.5 Or / Yağız LC-1125	12 Pcs / Adet	
MK-20.1	4 Pcs / Adet	

## CONSUMABLE MATERIALS / SARIY MALZEMELER

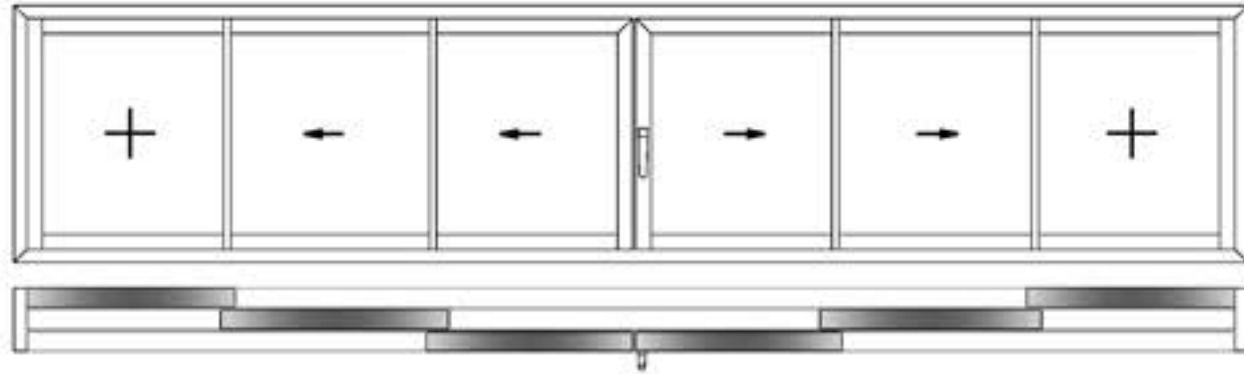
Code Kod	Description Açıklama	Quantity (pcs-m) Miktar (Parça)	Picture Resim
EM38SLS-SD-32	WEATHER STRIP SET 211 KASA KASA AÇIŞI TAKIMI	4 Set / Takım	
EM38SLS-51	CLAMPING ACCESSORIES SET KASA AÇIŞI TAKIMI	8 Set / Takım	
EM38SLS-21	SASH JOINT PLASTIC KASA AÇIŞI TAKIMI	8 Pcs / Adet	
EM38SLS-502	FOUR SASH ACCESSORIES SET DORT KASA AÇIŞI TAKIMI	2 Pcs / Adet	
EM51SD-08	SASH STABILITY PLASTIC KASA AÇIŞI TAKIMI	Each Round Up Her Adet Yuvarlan	
EM38SLS-190	FRAME MONTAGE WEDGE KASA BAĞLANTI TACI	(FL-2000) / 10000 + 1 Min. 1 Pieces / Adet Round Up / Yuvarlan [X]	
EM38SLS-103A	UPVC PVC	12 Pcs / Adet	
AC77BF-401	STAINLESS RAIL PVC AÇIŞI TAKIMI	2 Pcs / Adet (FL - 78)	
EM11-10	DRAINAGE CAP TAKIŞI KAPAĞI	(FL/3 - 280 / 650) + 1 Min. 1 Pieces / Adet Round Up / Yuvarlan [X]	
EM70LS-10	DRAINAGE CAP TAKIŞI KAPAĞI	1 Pcs / Adet	
EM38-23	SASH STOPPER KASA DİŞERİ	3 Pcs / Adet	

 [X] Round Up  
Yuvarlan

## GASKETS / FİTİLLER

Code Kod	Picture Resim	Quantity Miktar
EM38SLS-24 Or / Yağız EM38SLS-28		4FL + 24FH
EM38SLS-05		3FL + 6FH
EM45-05		1FH
EM38SLS-02		8FH
PB3-7-800		6FL + 22FH
EM51LS-11		2FH
O.RING-3 mm		2FH

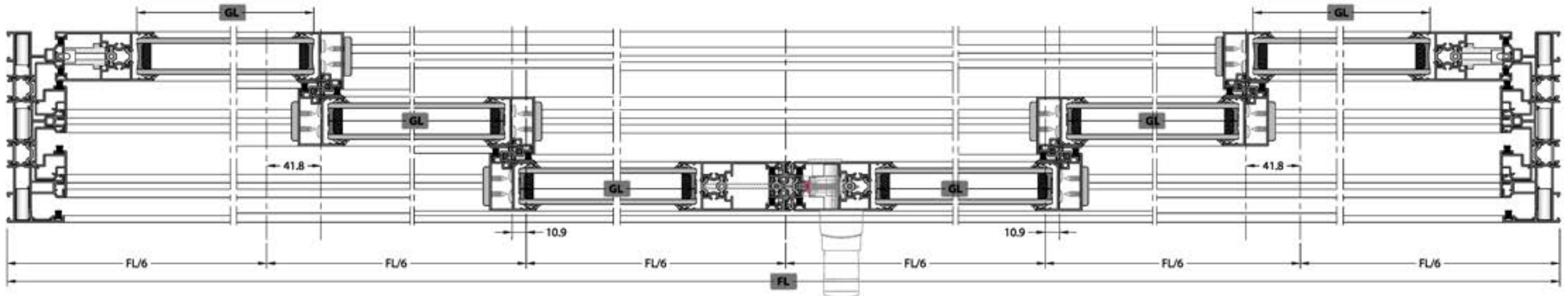
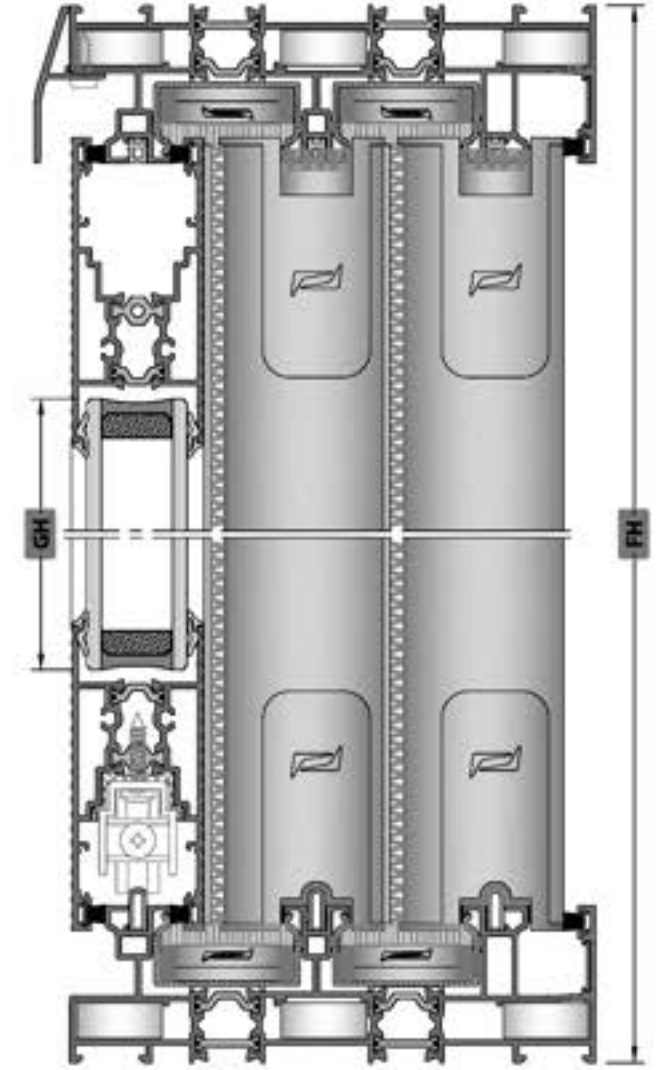
SLINDING / SÖRME



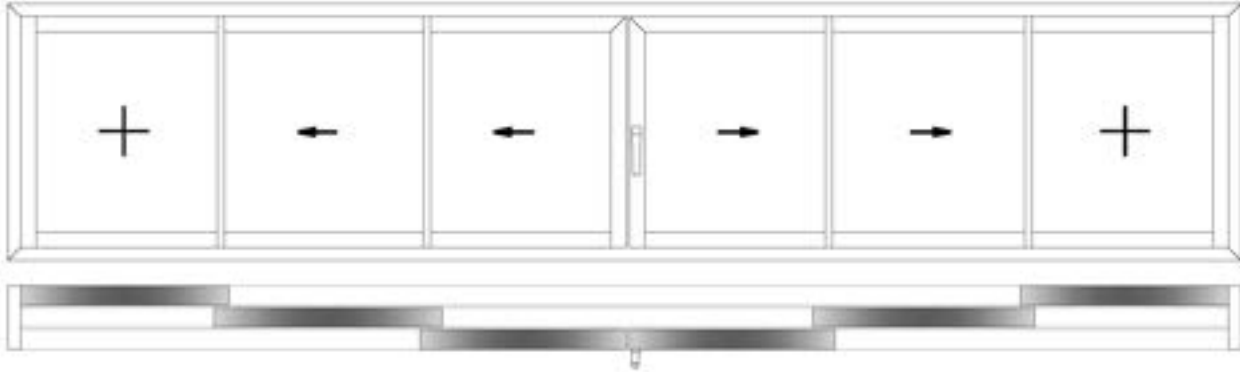
✓ Please look at the assembly drawings for mechanical treatment.  
Mekanik işlemler için kesim ayarlarına dikkatli bakınız.

GLASS / CAM

Code Kod	Drawing Çizim	Quantity Miktar	Dimensions (mm) Boyutlar
GLASS CAM		6 Pcs / Adet	GL = (FL/6) - 63.7 GH = FH - 220



## SLIDING / SÜRME



## PROFILES / PROFİLLER

Code / Kod	Drawing / Çizim	Cut / Kesim	Quantity / Miktar	Dimensions (mm) / Boyutlar	Mechanical Treatment / Mekanik İşlem
38SLS-113-00			2 Pcs / Adet	FL	-
			2 Pcs / Adet	FH	
38SLS-201-00			4 Pcs / Adet	FH - 78	-
38SLS-211-00 Or / Ya da 38SLS-212-00			12 Pcs / Adet	(FL/6) - 93	-
38SLS-221-00			8 Pcs / Adet	FH - 78	✓
38SLS-421-00			4 Pcs / Adet	FH - 88	
38SLS-520-00			1 Pcs / Adet	FL	✓
38SLS-502-00			1 Pcs / Adet	FH - 78	✓

## PLASTIC PROFILES / PLASTİK PROFİLLER

Code / Kod	Drawing / Çizim	Cut / Kesim	Quantity / Miktar	Dimensions (mm) / Boyutlar	Mechanical Treatment / Mekanik İşlem
EM38SLS-102			4 Pcs / Adet	FL - 40	-
			4 Pcs / Adet	FH - 40	
EM38SLS-501			8 Pcs / Adet	FH - 78	✓
Optional / Opsiyonel EM38SLS-211			1 Pcs / Adet	Equal to Espagnolette. İspanyolce ölçüsü kadar.	

If PVC Espagnolette used / PVC İspanyolce kullanılırsa

## CORNER JOINTS / KÖŞE BAĞLANTILAR

Code / Kod	Quantity / Miktar	Picture / Resim
CC-101-24.5 Or / Ya da LC-1125	12 Pcs / Adet	
MK-20.1	4 Pcs / Adet	

## CONSUMABLE MATERIALS / SARF MALZEMELER

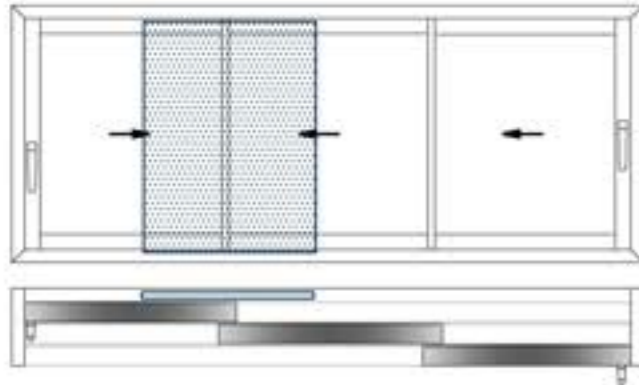
Code / Kod	Description / Açıklama	Quantity (pcs m) / Miktar (Paket)	Picture / Resim
EM38SLS-5D-32	WEATHER STRIP SET 211KASA HAVA AIZICI TAHHİR	4 Set / Takım	
EM38SLS-51	CLAMPING ACCESSORIES SET KİMET AKSESUAR TAHHİR	8 Set / Takım	
EM38SLS-21	SASH JOINT PLASTIC KASNAK BİRLİKLEŞTİRİCİ	8 Pcs / Adet	
EM38SLS-502	FOUR SASH ACCESSORIES SET KİMET AKSESUAR TAHHİR	2 Pcs / Adet	
EM515D-08	SASH STABILITY PLASTIC KASNAK DÜZLETTİCİ	Each element / Her eleman Set / Takım (200 mm 8' ve 4' için) Set / Takım (200 mm 6' ve 8' için) Set / Takım (200 mm 4' için)	
EM38SLS-190	FRAME MONTAGE WEDGE KASNAK BAĞLANTI TAHHİR	(FL-2000) / 1000) + 1 Min. 1 Pieces / Adet Round Up / Yukarı Yuvarla [X]	
EM38SLS-103A	UPVC / UPVC	8 Pcs / Adet	
AC77BF-401	STAINLESS RAIL PASLANMAZ RAY (0,25 M)	2 Pcs / Adet (FL - 78)	
EM11-10	DRAINAGE CAP SARFIYE KAPADI	(2FL/8 - 280) / 650) + Min. 1 Pieces / Adet Round Up / Yukarı Yuvarla [X]	
EM70LS-10	DRAINAGE CAP SARFIYE KAPADI	1 Pcs / Adet	
EM38SLS-29/A	SASH FINING WEDGE KASNAK SAHİLEME TAHHİR	4 Pcs / Adet	
EM38SLS-29/B	SASH FINING WEDGE KASNAK SAHİLEME TAHHİR	6 Pcs / Adet	
EM38-23	SASH STOPPER KASNAK DÜZLETTİCİ	1 Pcs / Adet	
EM09-0001	CAP / KAPAK	2 Pcs / Adet	

 [X] Round Up  
Yukarı Yuvarla

## GASKETS / FİTİLLER

Code / Kod	Picture / Resim	Quantity / Miktar
EM38SLS-24 Or / Ya da EM38SLS-28		4FL + 24FH
EM38SLS-05		3FL + 6FH
EM45-05		1FH
EM38SLS-02		8FH
PBS-7-800		6FL + 22FH
EM51LS-11		2FH
O.RING-3 mm		2FH

**SLIDING / SÜRME**



✓ Please look at the assembly drawings for mechanical treatment.  
Beklenen işlemler için lütfen uygulama detayları kullanınız.

**GLASS / CAM**

Code / Kod	Drawing / Çizim	Quantity / Miktar	Dimensions (mm) / Boyutlar
<b>GLASS</b> CAM		3 Pcs / Adet	GL = (FL/3) - 74 GH = FH - 220

**PROFILES / PROFİLLER**

Code / Kod	Drawing / Çizim	Cut / Kesim	Quantity / Miktar	Dimensions (mm) / Boyutlar	Mechanical Treatment / Mekanik İşlem
38SLS-163-00			2 Pcs / Adet	FL	-
			2 Pcs / Adet	FH	-
38SLS-201-00			2 Pcs / Adet	FH - 78	-
38SLS-211-00 Or / Ya da 38SLS-212-00			6 Pcs / Adet	(FL/3) - 103,4	-
38SLS-221-00			4 Pcs / Adet	FH - 78	✓
38SLS-421-00			4 Pcs / Adet	FH - 88	-
38SLS-520-00			1 Pcs / Adet	FL	✓
38T-251-00			1 Pcs / Adet	(FL/3) - 23	-
			1 Pcs / Adet	(FL/3) - 23	-
38T-252-00			1 Pcs / Adet	FH - 74	-
			1 Pcs / Adet	(FL/3) - 73,5	-
			1 Pcs / Adet	(FL/3) - 73,5	-
			1 Pcs / Adet	FH - 174,8	-
38SLS-252-00			1 Pcs / Adet	FH - 74	✓

**PLASTIC PROFILES / PLASTİK PROFİLLER**

Code / Kod	Drawing / Çizim	Cut / Kesim	Quantity / Miktar	Dimensions (mm) / Boyutlar	Mechanical Treatment / Mekanik İşlem
EM38SLS-102			4 Pcs / Adet	FL - 40	-
			4 Pcs / Adet	FH - 40	-
EM38SLS-501			4 Pcs / Adet	FH - 78	✓
Optional / Opsiyonel EM38SLS-211			2 Pcs / Adet	Equal to Espagnolette. İspagnolet ölçüsü kaçar. If PVC Espagnolette used / PVC İspagnolet kullanırsa	-

**CORNER JOINTS / KÖŞE BAĞLANTILARI**

Code / Kod	Quantity / Miktar	Picture / Resim
CC-101-24.5 Or / Ya da LC-1125	16 Pcs / Adet	
CC-101-26.5 Or / Ya da LC-1127	2 Pcs / Adet	
MK-20.1	8 Pcs / Adet	
LC-107	4 Pcs / Adet	

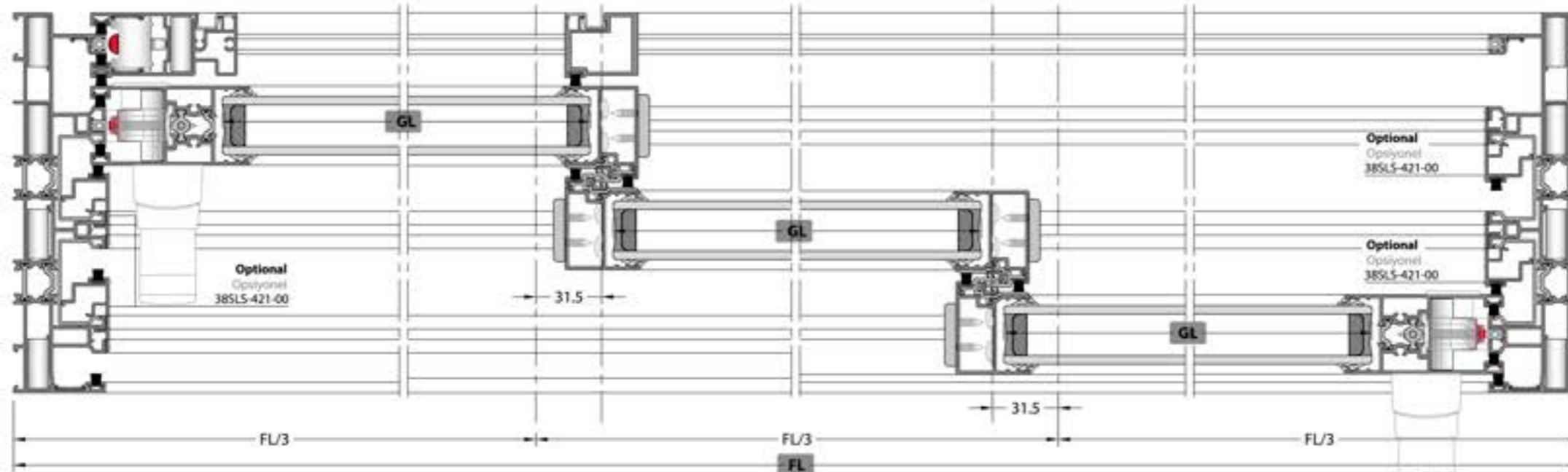
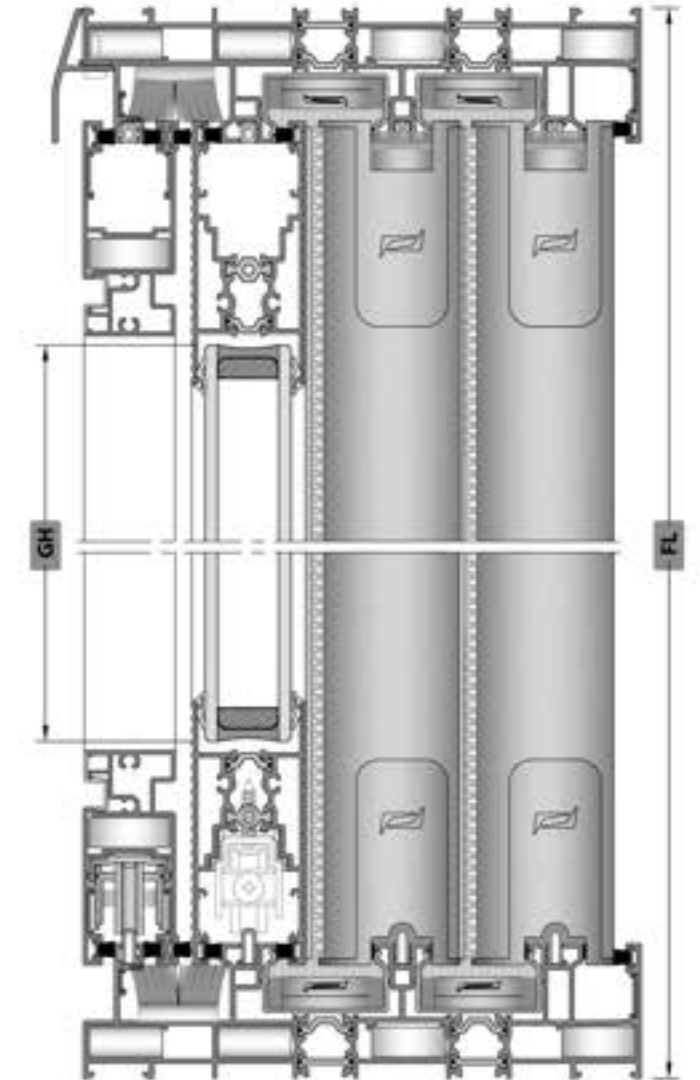
**CONSUMABLE MATERIALS / SARF MALZEMELER**

Code / Kod	Description / Açıklama	Quantity (pcs/vol) / Miktar (Paket)	Picture / Resim
EM38SLS-SD-32	WEATHER STRIP SET 270 DASA HİVA KESİCİ TAĞIRI	2 Set / Paket	
EM38SLS-51	CLAMPING ACCESSORIES SET KİMEYİ AYARLAMA TAĞIRI	4 Set / Paket	
EM38SLS-21	SKIN JOINT PLASTIC KASAT KİLİMLERİ PLASTİĞİ	4 Pcs / Adet	
EM515D-08	SASH STABILITY PLASTIC KASAT KİLİMİ PLASTİĞİ	Each Amount Each Amount	
EM38SLS-190	FRAME MOUNTAGE WEDGE KASA MONTAJ TAĞIRI	(FL-2000) / 1000 + 1 Min. 1 Pieces / Adet Round Up / Yukarı Yüzerdir [X]	
EM38SLS-103A	U PVC U PVC	6 Pcs / Adet	
AC77BF-401	STAINLESS RAIL PASLANMAZ RAY (L25x40)	3 Pcs / Adet (FL - 78)	
EM11-10	DRAINAGE CAP TANISIZ KAPAK	(2FL/3 - 280) / 600 + 1 Min. 1 Pieces / Adet Round Up / Yukarı Yüzerdir [X]	
EM70LS-10	DRAINAGE CAP TANISIZ KAPAK	1 Pcs / Adet	
EM09-0001	CAP / KAPAK	4 Pcs / Adet	
ZM-07	WEATHER STRIP HİVA KESİCİ	2 Pcs / Adet	
PB-67-1800		430 mm	
EM38-23	SASH STOPPER KASAT DİĞİ	2 Pcs / Adet	
ZM-0330	FLYSCREEN STOPPER İNKILAP DİĞİ	1 Pcs / Adet	
EM38-32	PULLEY WITH 2 WHEELS KÖŞE RULMANLI (20x40)	2 Pcs / Adet	

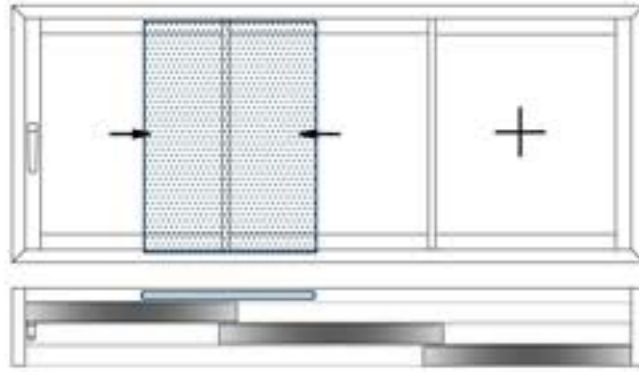
[X] Round Up  
Yukarı Yüzerdir

**GASKETS / FİTİLLER**

Code / Kod	Picture / Resim	Quantity / Miktar
EM38SLS-24 Or / Ya da EM38SLS-28		4FL + 12FH
EM38SLS-05		3FL + 6FH
EM38SLS-02		4FH
PB3-7-800		8FL + 18FH



**SLIDING / SÜRME**



✓ Please look at the assembly drawings for mechanical treatment.  
Mekanik işlemler için teknik çizimlere detaylı bakınız.

**GLASS / CAM**

Code / Kod	Drawing / Çizim	Quantity / Miktar	Dimensions (mm) / Boyutlar
<b>GLASS</b>		3 Pcs / Adet	GL = (FL/3) - 74
<b>CAM</b>			GH = FH - 220

**PROFILES / PROFİLLER**

Code / Kod	Drawing / Çizim	Cut / Kesim	Quantity / Miktar	Dimensions (mm) / Boyutlar	Mechanical Treatment / Mekanik İşlem
<b>38SLS-163-00</b>			2 Pcs / Adet	FL	-
<b>38SLS-201-00</b>			2 Pcs / Adet	FH	-
<b>38SLS-211-00</b> Or / Yada			6 Pcs / Adet	(FL/3) - 103,4	-
<b>38SLS-212-00</b>			4 Pcs / Adet	FH - 78	-
<b>38SLS-221-00</b>			4 Pcs / Adet	FH - 78	✓
<b>38SLS-421-00</b>			4 Pcs / Adet	FH - 88	-
<b>38SLS-520-00</b>			1 Pcs / Adet	FL	✓
<b>38T-251-00</b>			1 Pcs / Adet	(FL/3) - 23	-
			1 Pcs / Adet	(FL/3) - 23	-
			1 Pcs / Adet	FH - 74	-
			1 Pcs / Adet	(FL/3) - 73,5	-
			1 Pcs / Adet	(FL/3) - 73,5	-
			1 Pcs / Adet	FH - 174,8	-
			1 Pcs / Adet	FH - 74	-
<b>38SLS-252-00</b>			1 Pcs / Adet	FH - 74	✓

**PLASTIC PROFILES / PLASTİK PROFİLLER**

Code / Kod	Drawing / Çizim	Cut / Kesim	Quantity / Miktar	Dimensions (mm) / Boyutlar	Mechanical Treatment / Mekanik İşlem
<b>EM38SLS-102</b>			4 Pcs / Adet	FL - 40	-
			4 Pcs / Adet	FH - 40	-
<b>EM38SLS-501</b>			4 Pcs / Adet	FH - 78	✓
<b>Optional / Opsiyonel</b> <b>EM38SLS-211</b>			1 Pcs / Adet	Equal to Espagnolette. İspagnolet ölçüsüdür.	-
If PVC Espagnolette used / PVC İspagnolet kullanırsa					

**CORNER JOINTS / KÖŞE BAĞLANTILARI**

Code / Kod	Quantity / Miktar	Picture / Resim
<b>CC-101-24.5</b> Or / Yada <b>LC-1125</b>	16 Pcs / Adet	
<b>CC-101-26.5</b> Or / Yada <b>LC-1127</b>	2 Pcs / Adet	
<b>MK-20.1</b>	8 Pcs / Adet	
<b>LC-107</b>	4 Pcs / Adet	

**CONSUMABLE MATERIALS / SARI MALZEMELER**

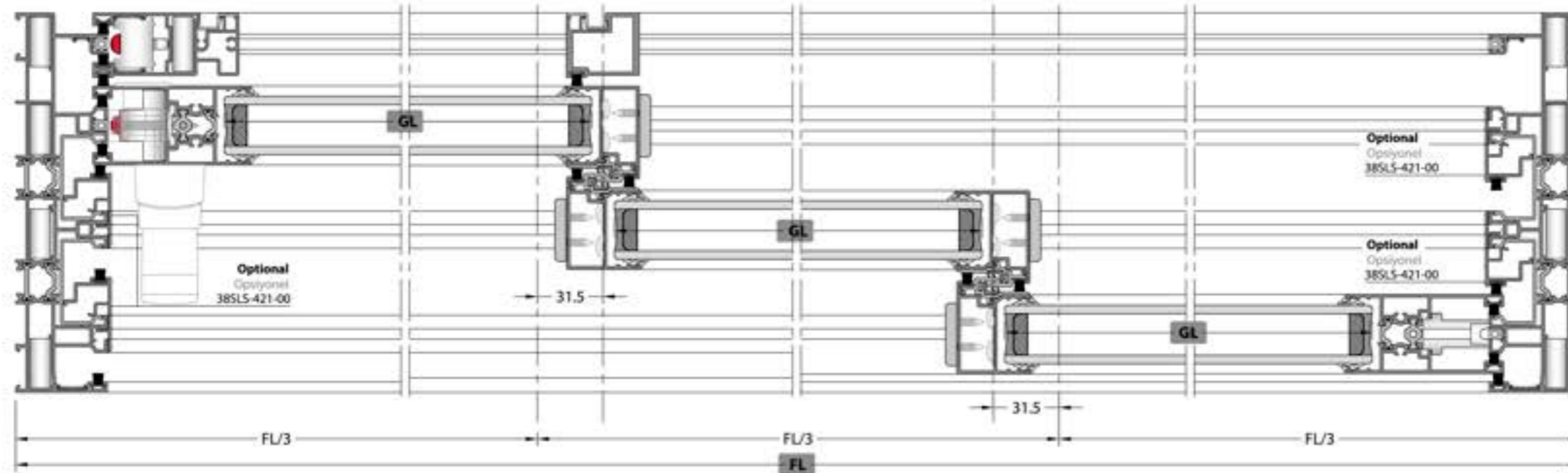
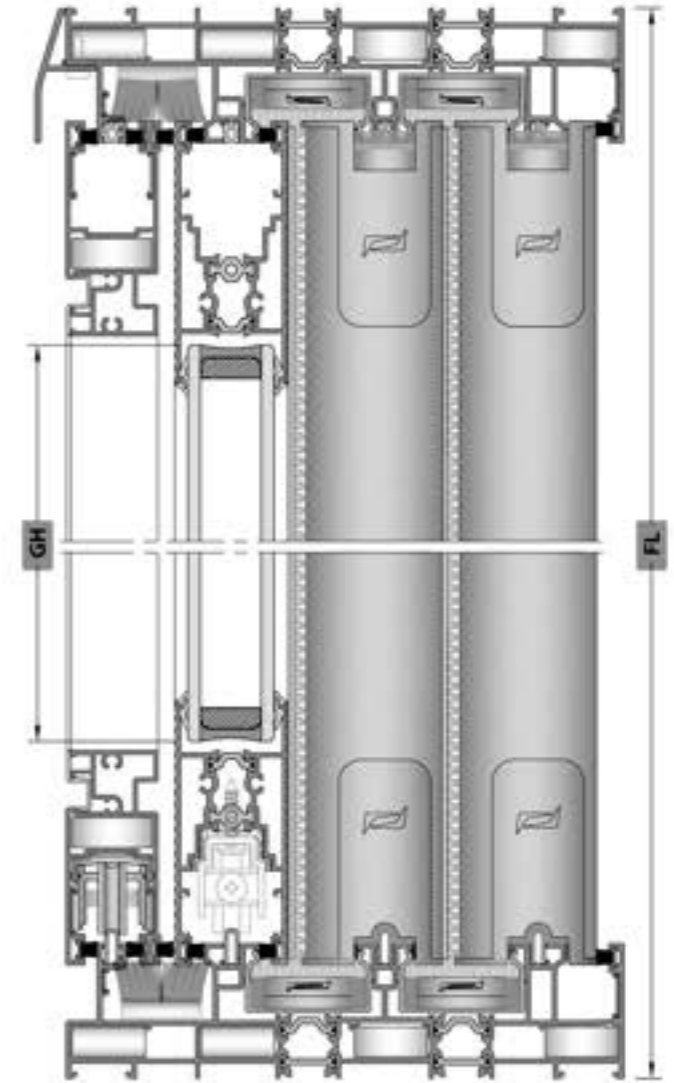
Code / Kod	Description / Açıklama	Quantity (pcv-m) / Miktar (Paket)	Picture / Resim
<b>EM38SLS-5D-32</b>	<b>WEATHER STRIP SET</b> ZİLİNGİT HAVA KIZILMIYAN	2 Set / Adet	
<b>EM38SLS-51</b>	<b>CLAMPING ACCESSORIES SET</b> KIZILMIYAN KIZILMIYAN	4 Set / Adet	
<b>EM38SLS-21</b>	<b>SASH JOINT PLASTIC</b> KIZILMIYAN KIZILMIYAN	4 Pcs / Adet	
<b>EM515D-08</b>	<b>SASH STABILITY PLASTIC</b> KIZILMIYAN KIZILMIYAN	Set / Adet Set / Adet	
<b>EM38SLS-190</b>	<b>FRAME MORTAGE WEDGE</b> KIZILMIYAN KIZILMIYAN	(FL-2000) / 1000 + 1 Min. 1 Pieces / Adet Round Up / Yukarı Yuvarla [X]	
<b>EM38SLS-103A</b>	<b>V-PVC</b> V-PVC	4 Pcs / Adet	
<b>AC77BF-401</b>	<b>STAINLESS RAIL</b> KIZILMIYAN RAY (L25 ME)	3 Pcs / Adet (FL - 78)	
<b>EM11-10</b>	<b>DRAINAGE CAP</b> KIZILMIYAN KIZILMIYAN	(2FL/3 - 280) / 650 + 1 Min. 1 Pieces / Adet Round Up / Yukarı Yuvarla [X]	
<b>EM70LS-10</b>	<b>DRAINAGE CAP</b> KIZILMIYAN KIZILMIYAN	1 Pcs / Adet	
<b>EM38SLS-29/A</b>	<b>SASH FIXING WEDGE</b> KIZILMIYAN KIZILMIYAN	2 Pcs / Adet	
<b>EM38SLS-29/B</b>	<b>SASH FIXING WEDGE</b> KIZILMIYAN KIZILMIYAN	3 Pcs / Adet	
<b>EM09-0001</b>	<b>CAP / KAPAK</b>	5 Pcs / Adet	
<b>ZM-07</b>	<b>WEATHER STRIP</b> HAVA KIZILMIYAN	2 Pcs / Adet	
<b>PB-67-1800</b>	<b>WEATHER STRIP</b> HAVA KIZILMIYAN	430 mm	
<b>EM38-23</b>	<b>SASH STOPPER</b> KIZILMIYAN KIZILMIYAN	1 Pcs / Adet	
<b>ZM-0330</b>	<b>FLYSCREEN STOPPER</b> KIZILMIYAN KIZILMIYAN	1 Pcs / Adet	
<b>EM38-32</b>	<b>PULLER WITH 2 WHEELS</b> KIZILMIYAN KIZILMIYAN	2 Pcs / Adet	

[X] Round Up / Yukarı Yuvarla

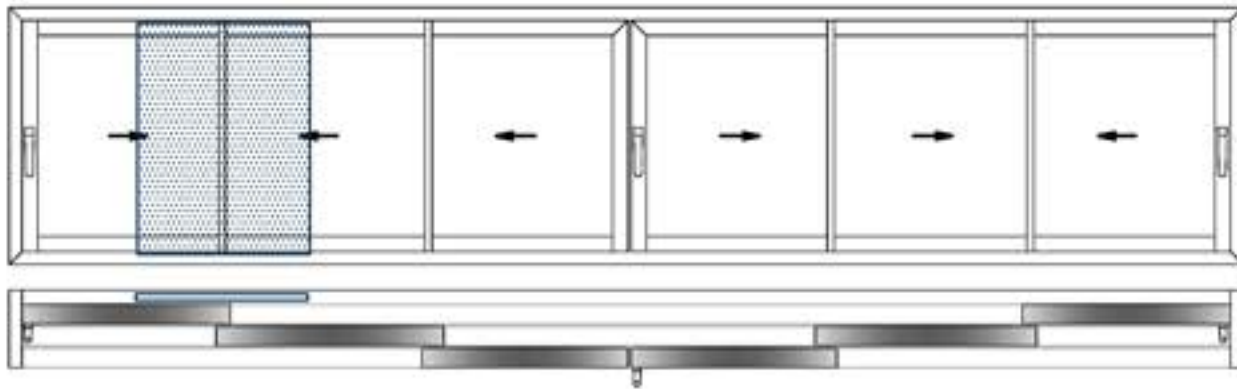
**GASKETS / YÜZLEMLER**

Code / Kod	Picture / Resim	Quantity / Miktar
<b>EM38SLS-24</b> Or / Yada <b>EM38SLS-28</b>		4FL + 12FH
<b>EM38SLS-05</b>		3FL + 6FH
<b>EM38SLS-02</b>		4FH
<b>PB3-7-800</b>		8FL + 18FH

**CUTTING SIZE / KESİM ÖLÇÜLERİ**  
**THREE RAIL FRAME / ÜÇ RAYLI KASA**



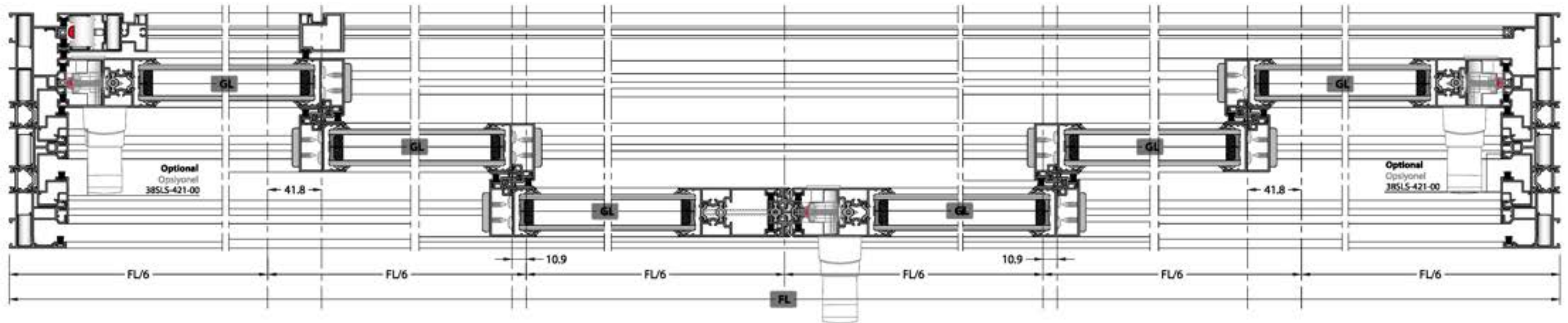
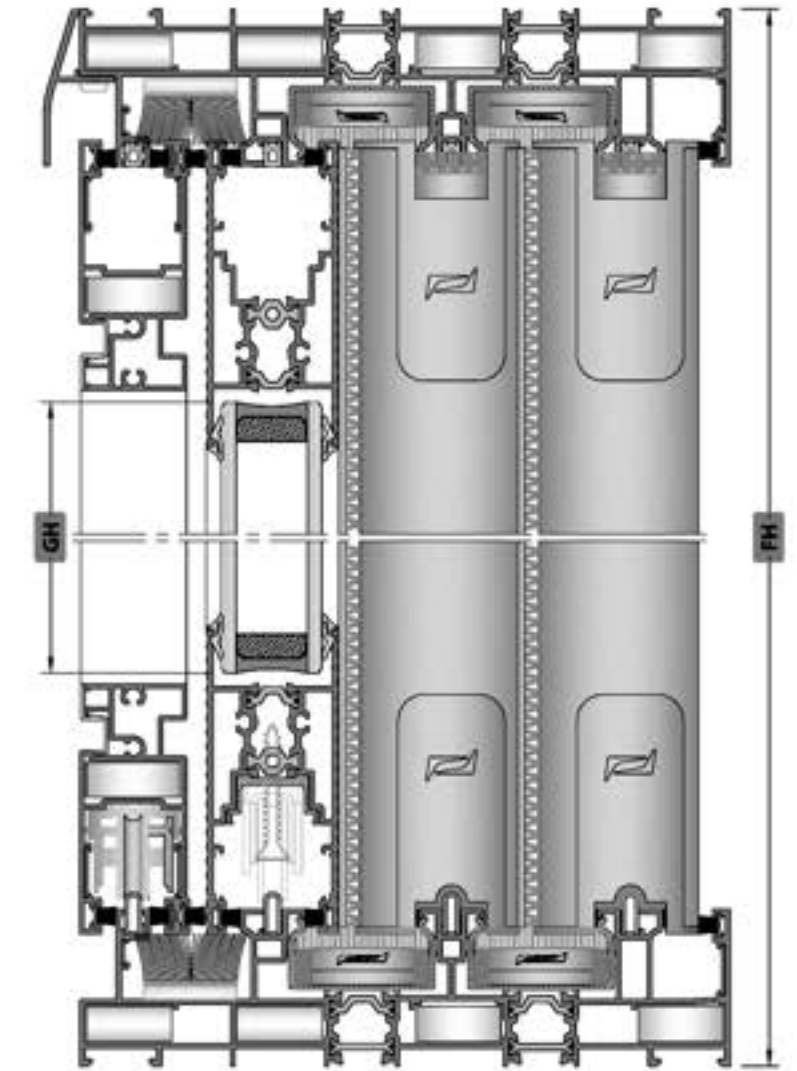
**SLINDING / SÖRME**



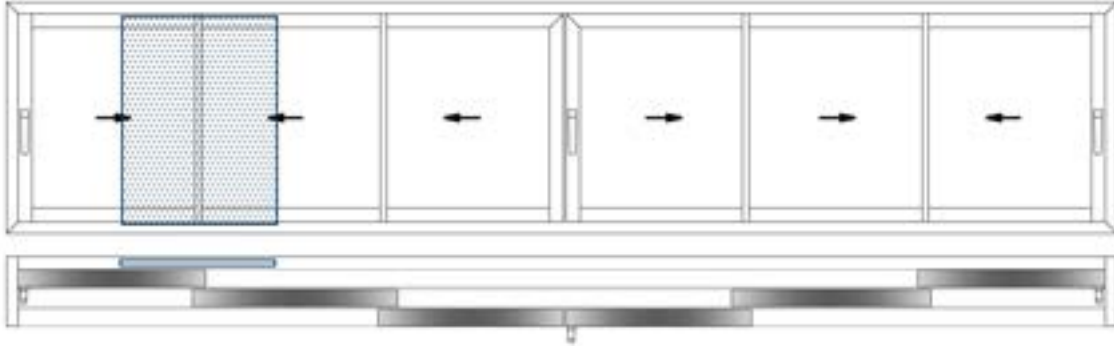
✓ **Please look at the assembly drawings for mechanical treatment.**  
Mekanik işlemler için lütfen uygulama çizimlerine bakınız.

**GLASS / CAM**

Code Kod	Drawing Çizim	Quantity Miktar	Dimensions (mm) Boyutlar
<b>GLASS</b>		6 Pcs / Adet	GL = (FL/6) - 63,7
<b>CAM</b>			GH = FH - 220



## SLIDING / SÜRME



## PROFILES / PROFİLLER

Code Kod	Drawing Çizim	Cut Kesim	Quantity Miktar	Dimensions (mm) Boyutlar	Mechanical Treatment Mekanik İşlem
38SLS-163-00			2 Pcs / Adet	FL	-
			2 Pcs / Adet	FH	
38SLS-201-00			4 Pcs / Adet	FH - 78	-
38SLS-211-00 Or / Yada			12 Pcs / Adet	(FL/6) - 93	-
38SLS-212-00					
38SLS-221-00			8 Pcs / Adet	FH - 78	✓
38SLS-421-00			4 Pcs / Adet	FH - 88	-
38SLS-520-00			1 Pcs / Adet	FL	✓
38SLS-502-00			1 Pcs / Adet	FH - 78	✓
38T-251-00			1 Pcs / Adet	(FL/6) - 12.7	-
			1 Pcs / Adet	(FL/6) - 12.7	
			1 Pcs / Adet	FH - 74	
38T-252-00			1 Pcs / Adet	(FL/6) - 63	-
			1 Pcs / Adet	(FL/6) - 63	
			1 Pcs / Adet	FH - 174.8	
38SLS-252-00			1 Pcs / Adet	FH - 74	✓

## PLASTIC PROFILES / PLASTİK PROFİLLER

Code Kod	Drawing Çizim	Cut Kesim	Quantity Miktar	Dimensions (mm) Boyutlar	Mechanical Treatment Mekanik İşlem
EM38SLS-102			4 Pcs / Adet	FL - 40	-
			4 Pcs / Adet	FH - 40	
EM38SLS-501			4 Pcs / Adet	FH - 78	✓
Optional Opsiyonel EM38SLS-211			3 Pcs / Adet	Equal to Espagnolette. İspagnolet ölçüsü kadar.	

If PVC Espagnolette used / PVC İspagnolet kullanırsa

## CORNER JOINTS / KÖŞE BAĞLANTILAR

Code / Kod	Quantity / Miktar	Picture / Resim
CC-101-24.5 Or / Yada LC-1125	16 Pcs / Adet	
CC-101-26.5 Or / Yada LC-1127	2 Pcs / Adet	
MK-20.1	8 Pcs / Adet	
LC-107	4 Pcs / Adet	

## CONSUMABLE MATERIALS / SARF MALZEMELER

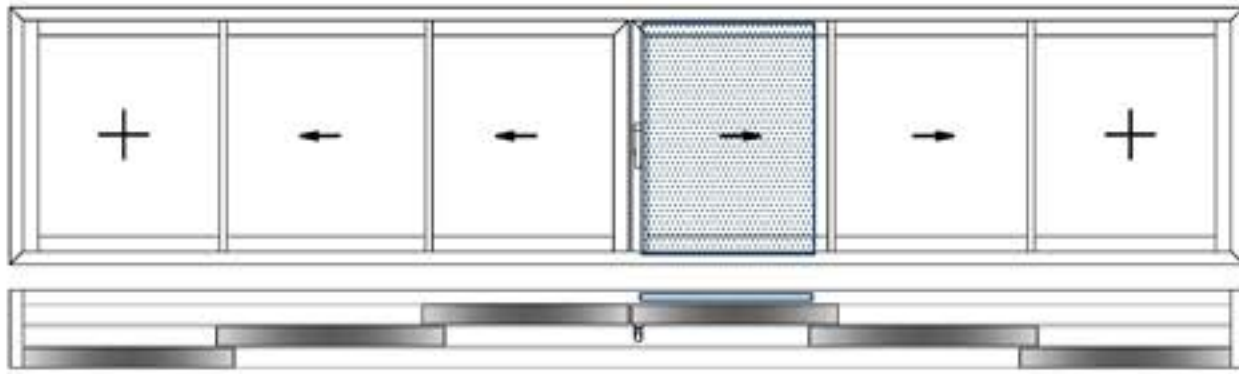
Code Kod	Description Açıklama	Quantity (pcs/ml) Miktar (Paket)	Picture Resim
EM38SLS-SD-32	WEATHER STRIP SET ZULKASA HAVA KESİCİ TAĞIRM	4 Set / Takım	
EM38SLS-51	CLAMPING ACCESSORIES SET KİNET AKSESUAR TAĞIRM	8 Set / Takım	
EM38SLS-21	SASH JOINT PLASTIC KAMAŞ BİREZİM PLASTİĞİ	8 Pcs / Adet	
EM38SLS-502	FOUR SASH ACCESSORIES SET DÖRT KAMAŞ AKSESUAR TAĞIRM	2 Pcs / Adet	
EM51SD-08	SASH STABILITY PLASTIC KAMAŞ DENGE PLASTİĞİ	1 set / Paket 1000 mm / 1000 mm 4 Pcs / Adet 1000 mm / 1000 mm 4 Pcs / Adet 1000 mm / 1000 mm 4 Pcs / Adet	
EM38SLS-190	FRAME MONTAGE WEDGE KASA MONTAJ TAĞIRM	(FL-2000) / 1000) = 3 Min. 1 Pieces / Adet Round Up / Yukarı Yuvarla [X]	
EM38SLS-103A	U-PVC U-PVC	12 Pcs / Adet	
AC77BF-401	STAINLESS RAIL PALLIYHAZ BAĞ (Ø25-M)	2 Pcs / Adet (FL - 78)	
EM11-10	DRAINAGE CAP TARLIYE KAPAK	(Ø2FL/3 - 280) / Ø50) + 1 Min. 1 Pieces / Adet Round Up / Yukarı Yuvarla [X]	
EM70LS-10	DRAINAGE CAP TARLIYE KAPAK	1 Pcs / Adet	
EM09-0001	CAP / KAPAK	4 Pcs / Adet	
ZM-07	WEATHER STRIP HAVA KESİCİ	2 Pcs / Adet 430 mm	
PB-67-1800			
EM38-23	SASH STOPPER KAMAŞ DÖKMEK	3 Pcs / Adet	
ZM-0330	FLYSCREEN STOPPER İNSANLIK DÖKMEK	1 Pcs / Adet	
EM38-32	PULLER WITH 2 WHEELS SÜRME İKİ RULMANLI DÖKMEK	2 Pcs / Adet	

 [X] Round Up  
Yukarı Yuvarla

## GASKETS / FİTİLLER

Code Kod	Picture Resim	Quantity Miktar
EM38SLS-24 Or / Yada EM38SLS-28		4FL + 24FH
EM38SLS-05		3FL + 6FH
EM45-05		1FH
EM38SLS-02		8FH
PB3-7-800		7FL + 26FH
EM51LS-11		2FH
O.RING-3 mm		2FH

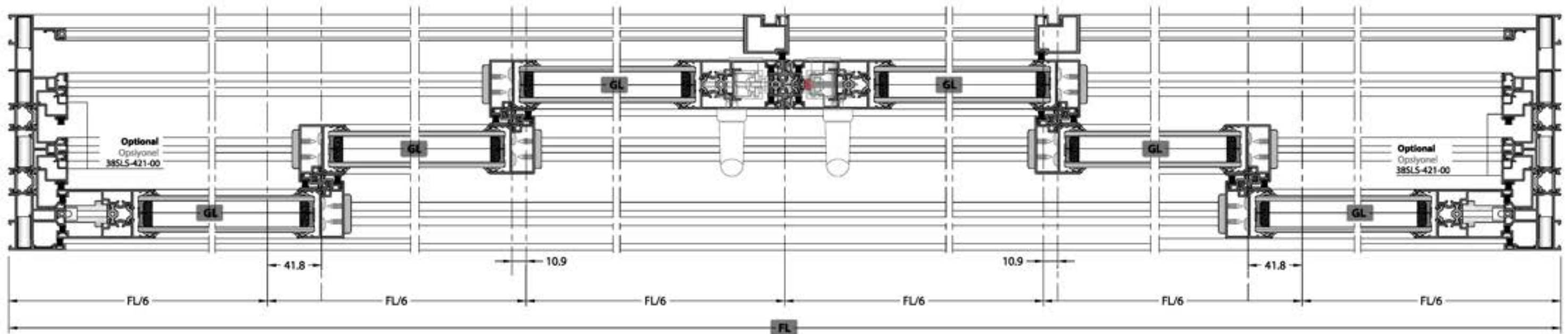
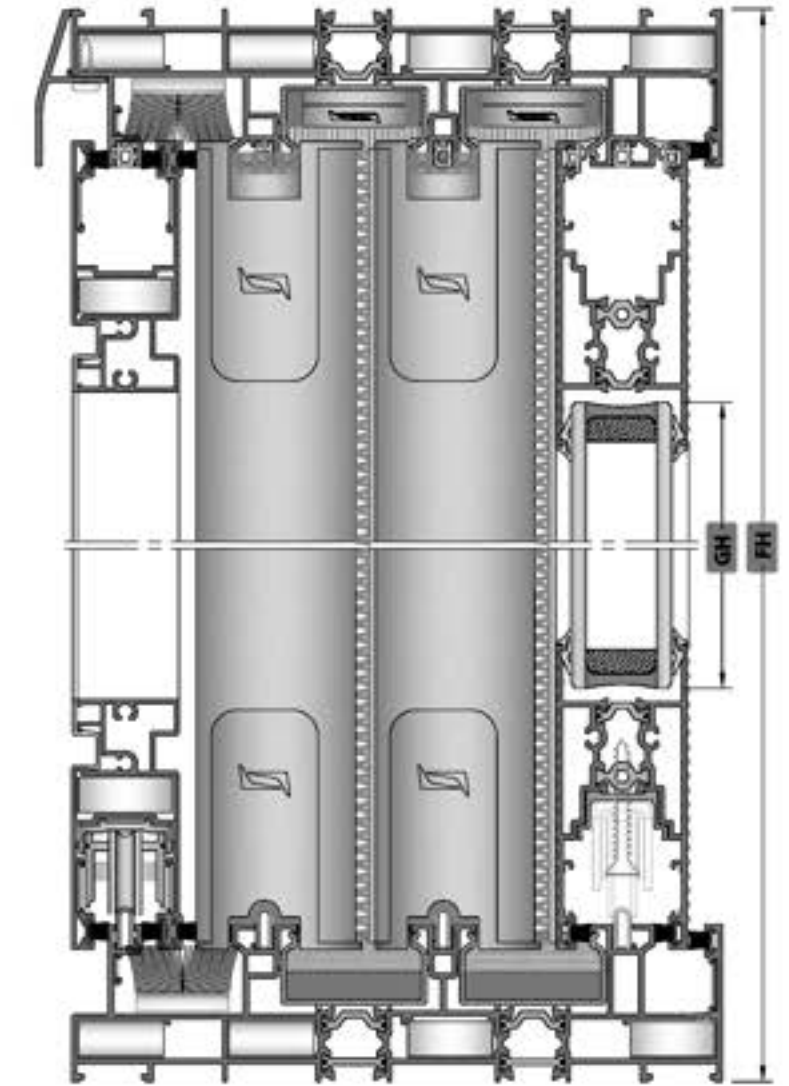
**SLINDING / SÖRME**



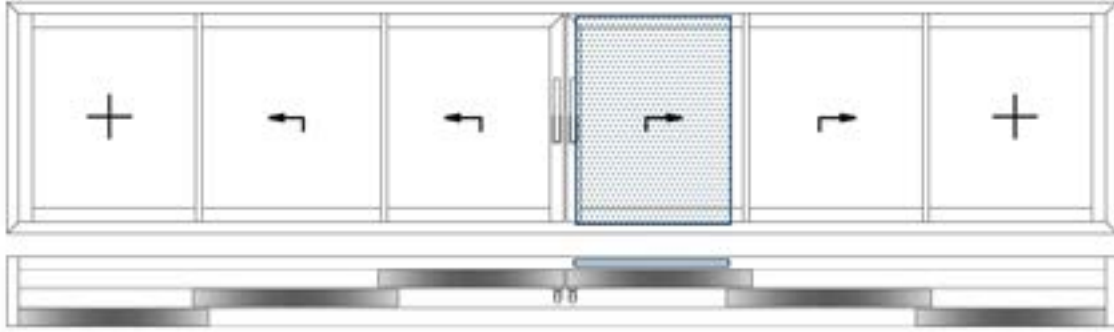
✓ **Please look at the assembly drawings for mechanical treatment.**  
Mekanik işlemler için lütfen uygulama detayları bilgilere bakınız.

**GLASS / CAM**

Code Kod	Drawing Çizim	Quantity Miktar	Dimensions (mm) Boyutlar
<b>GLASS</b>		6 Pcs / Adet	GL = (FL/6) - 63,7
<b>CAM</b>			GH = FH - 220



## LIFT &amp; SLIDE / KALDIR-SÜR



## PROFILES / PROFİLLER

Code Kod	Drawing Çizim	Cut Kesim	Quantity Miktar	Dimensions (mm) Boyutlar	Mechanical Treatment Mekanik İşlem
38SLS-163-00			2 Pcs / Adet	FL	-
			2 Pcs / Adet	FH	
38SLS-201-00			4 Pcs / Adet	FH - 78	-
38SLS-211-00 Or / Yaada 38SLS-212-00			12 Pcs / Adet	(FL/6) - 93	-
38SLS-221-00			8 Pcs / Adet	FH - 78	✓
38SLS-421-00			4 Pcs / Adet	FH - 88	-
38SLS-520-00			1 Pcs / Adet	FL	✓
38SLS-502-00			1 Pcs / Adet	FH - 78	✓
38T-251-00			2 Pcs / Adet	(FL/6) - 9.7	-
38T-252-00			2 Pcs / Adet	(FL/6) - 9.7	-
			2 Pcs / Adet	FH - 74	
38SLS-252-00			2 Pcs / Adet	FH - 74	✓

## PLASTIC PROFILES / PLASTİK PROFİLLER

Code Kod	Drawing Çizim	Cut Kesim	Quantity Miktar	Dimensions (mm) Boyutlar	Mechanical Treatment Mekanik İşlem
EM38SLS-102			4 Pcs / Adet	FL - 40	-
			4 Pcs / Adet	FH - 40	
EM38SLS-501			4 Pcs / Adet	FH - 78	✓
Optional Opsiyonel EM38SLS-211			3 Pcs / Adet	Equal to Espagnolette. İspanyolet ölçüsü kadar.	

If PVC Espagnolette used / PVC İspanyolet kullanırsa

## CORNER JOINTS / KÖŞE BAĞLANTILAR

Code / Kod	Quantity / Miktar	Picture / Resim
CC-101-24.5 Or / Yaada LC-1125	16 Pcs / Adet	
CC-101-26.5 Or / Yaada LC-1127	2 Pcs / Adet	
MK-20.1	8 Pcs / Adet	
LC-107	4 Pcs / Adet	

## CONSUMABLE MATERIALS / SARF MALZEMELER

Code Kod	Description Açıklama	Quantity (pcs/ml) Miktar (Paket)	Picture Resim		
EM38SLS-SD-32	WEATHER STRIP SET 211 KASA HAVA KESİCİ TAĞIRI	4 Set / Takım			
EM38SLS-51	CLAMPING ACCESSORIES SET KEMET AKSESUAR TAĞIRI	8 Set / Takım			
EM38SLS-21	SASH JOINT PLASTIC KASNAK BİRLEŞTİRİCİ PLASTİK	8 Pcs / Adet			
EM38SLS-502	FOUR SASH ACCESSORIES SET DÖRT KASNAK AKSESUAR TAĞIRI	2 Pcs / Adet			
EM51SD-08	SASH STABILITY PLASTIC KASNAK DENGELERİCİ PLASTİK	<table border="1"> <tr> <td>Sash Amount Cut Size</td> <td>Set / Takım (2000 mm/2100 mm) 4 Pieces / Adet Set / Takım (2000 mm/2100 mm) 4 Pieces / Adet Set / Takım (2000 mm/2100 mm) 4 Pieces / Adet</td> </tr> </table>	Sash Amount Cut Size	Set / Takım (2000 mm/2100 mm) 4 Pieces / Adet Set / Takım (2000 mm/2100 mm) 4 Pieces / Adet Set / Takım (2000 mm/2100 mm) 4 Pieces / Adet	
Sash Amount Cut Size	Set / Takım (2000 mm/2100 mm) 4 Pieces / Adet Set / Takım (2000 mm/2100 mm) 4 Pieces / Adet Set / Takım (2000 mm/2100 mm) 4 Pieces / Adet				
EM38SLS-190	FRAME MONTAGE WEDGE KASA MONTAJ TAKODU	(2FL-2000) / 1000) + 1 Min. 1 Pieces / Adet Round Up / Yukarı Yürütülür [X]			
EM38SLS-103A	U PVC UPVC	8 Pcs / Adet			
AC77BF-401	STAINLESS RAIL PASLANMAZ RAY (3,25 M)	2 Pcs / Adet (FL - 78)			
EM11-10	DRAINAGE CAP TAHLİYE KAPAKI	(2FL/3 - 280) / 600) + 1 Min. 1 Pieces / Adet Round Up / Yukarı Yürütülür [X]			
EM70LS-10	DRAINAGE CAP TAHLİYE KAPAKI	1 Pcs / Adet			
EM38SLS-29/A	SASH FIXING WEDGE KASNAK SABİTLEME YIKODU	4 Pcs / Adet			
EM38SLS-29/B		6 Pcs / Adet			
EM09-0001	CAP / KAPAK	4 Pcs / Adet			
ZM-07	WEATHER STRIP HAVA KESİCİ	2 Pcs / Adet			
PB-67-1800		430 mm			
EM38-23	SASH STOPPER KASNAK DÜZGELEME	3 Pcs / Adet			
ZM-0330	FLYSCREEN STOPPER İNEKLIK DÜZGELEME	1 Pcs / Adet			
EM38-32	PULLEY WITH 2 WHEELS SUNATI İKİ ROLİ HAVA (3,25 Kg)	2 Pcs / Adet			

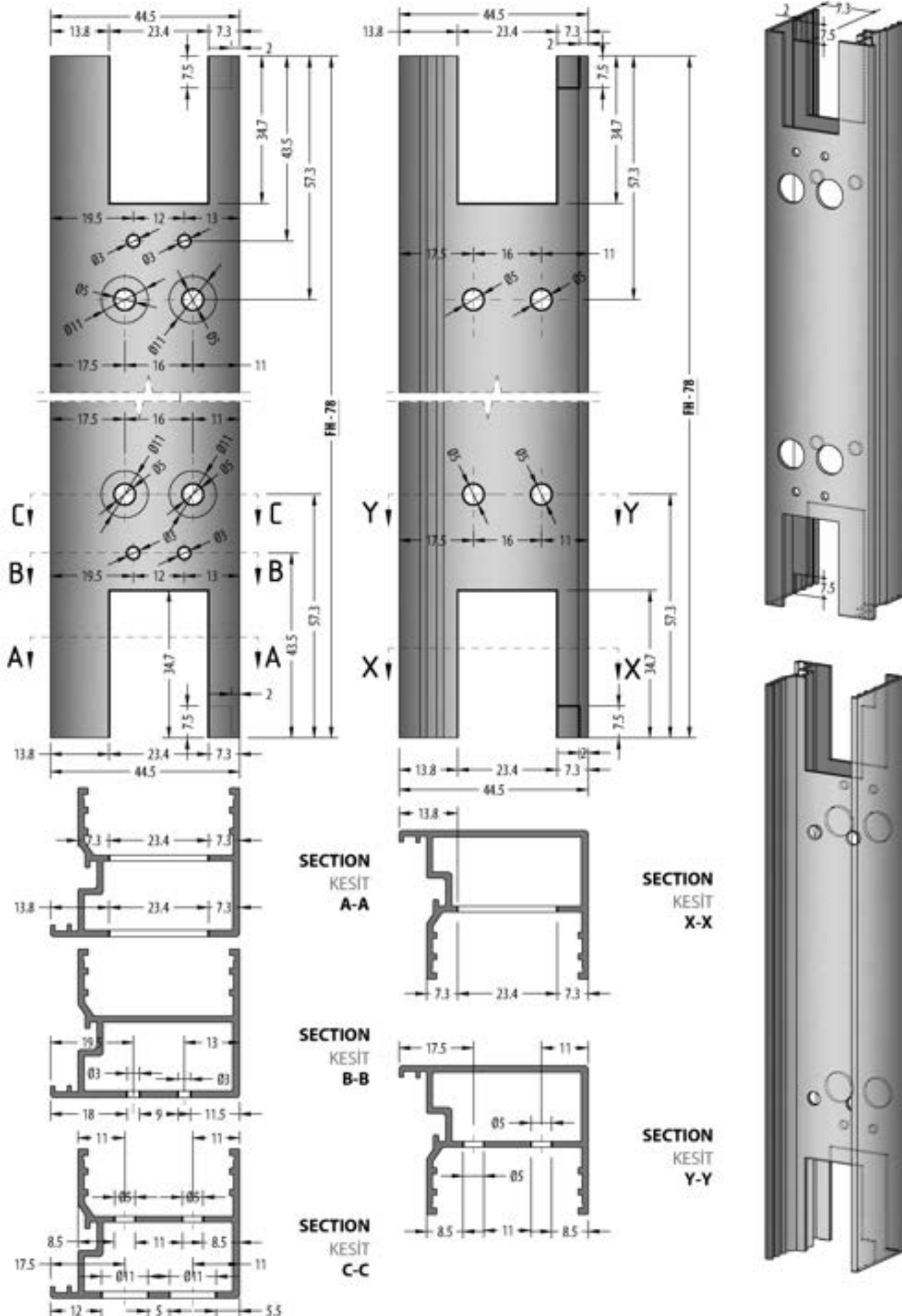
 [X] Round Up  
Yukarı Yürütülür

## GASKETS / FİTİLLER

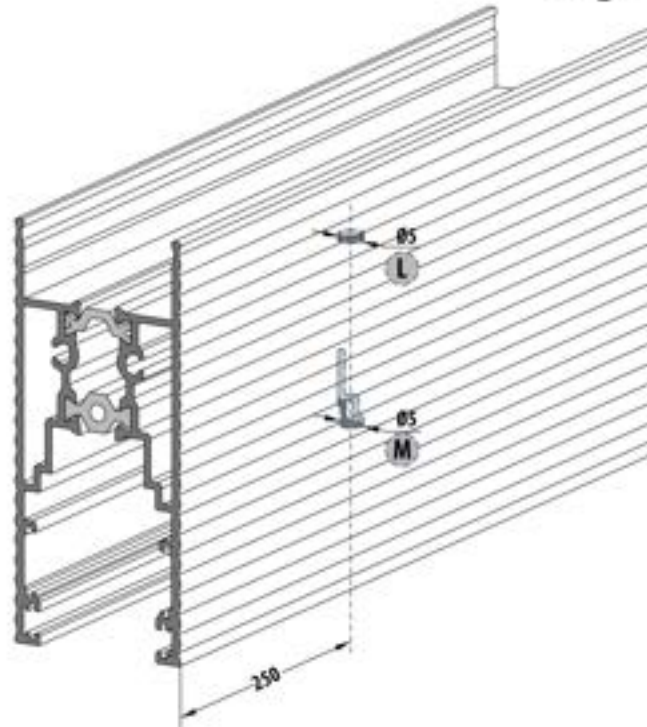
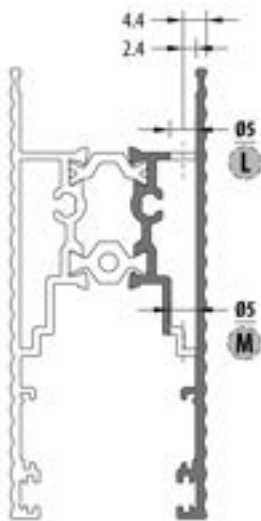


Code Kod	Picture Resim	Quantity Miktar
EM38SLS-24 Or / Yaada EM38SLS-28		4FL + 24FH
EM38SLS-05		3FL + 6FH
EM45-05		1FH
EM38SLS-02		8FH
PB3-7-800		7FL + 26FH
EM51LS-11		2FH
O-RING-3 mm		2FH

ASSEMBLY DETAILS  
MONTAJ DETAYLARI

**NOTCH / KERTME CLAMP / KENET 38SL5-221-00**

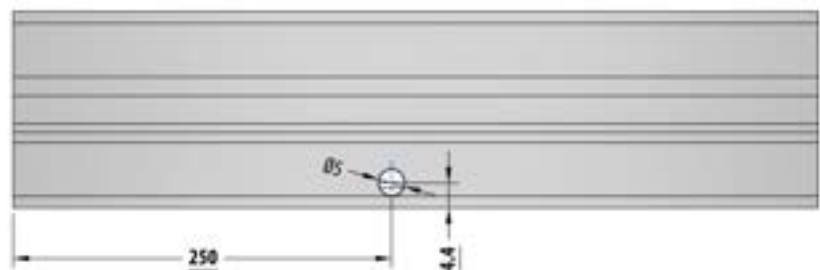
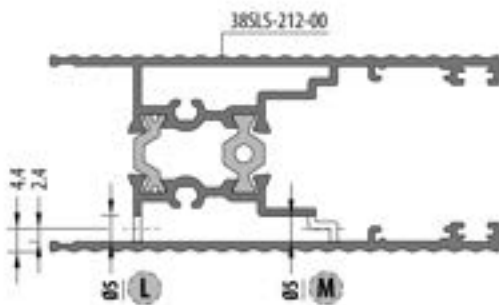


**SASH DRAINAGE HOLES / KANAT TAHLİYE DELİKLERİ**

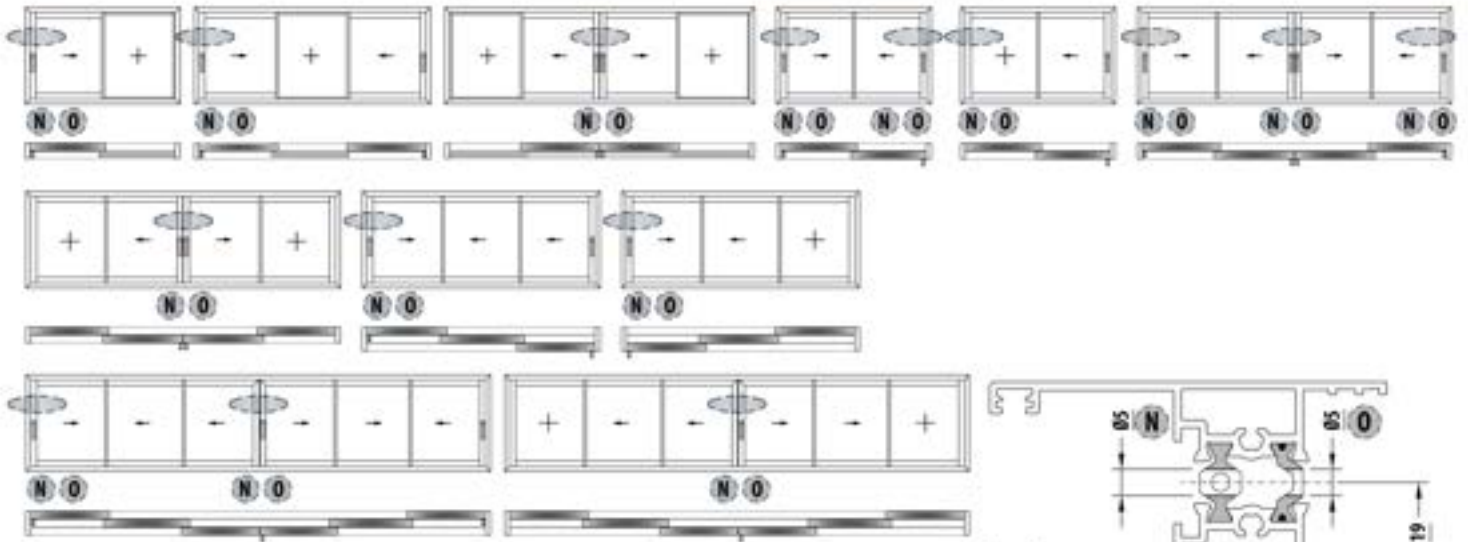


**OPERATIONS / İŞLEMLER**

- L** (38SLS-212-00) Sash / Kanat  
\* Ø5 mm Hole / Delik
- M** (38SLS-212-00) Sash / Kanat  
\* Ø5 mm Hole / Delik

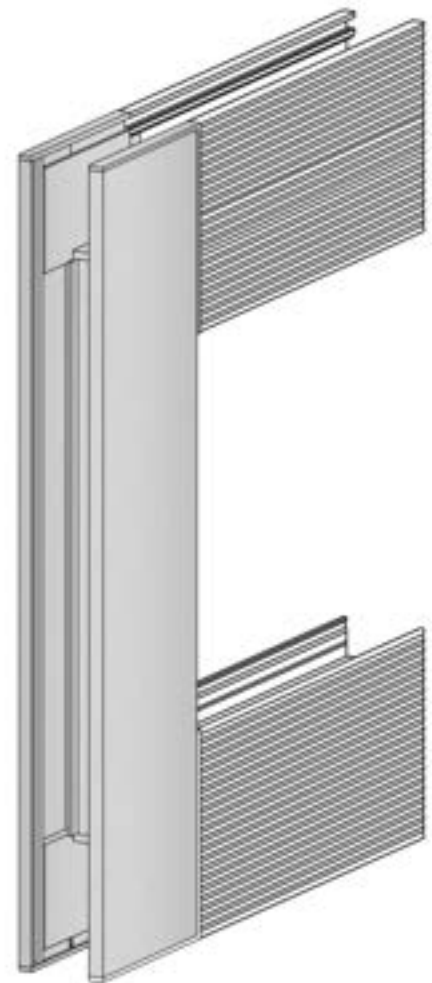
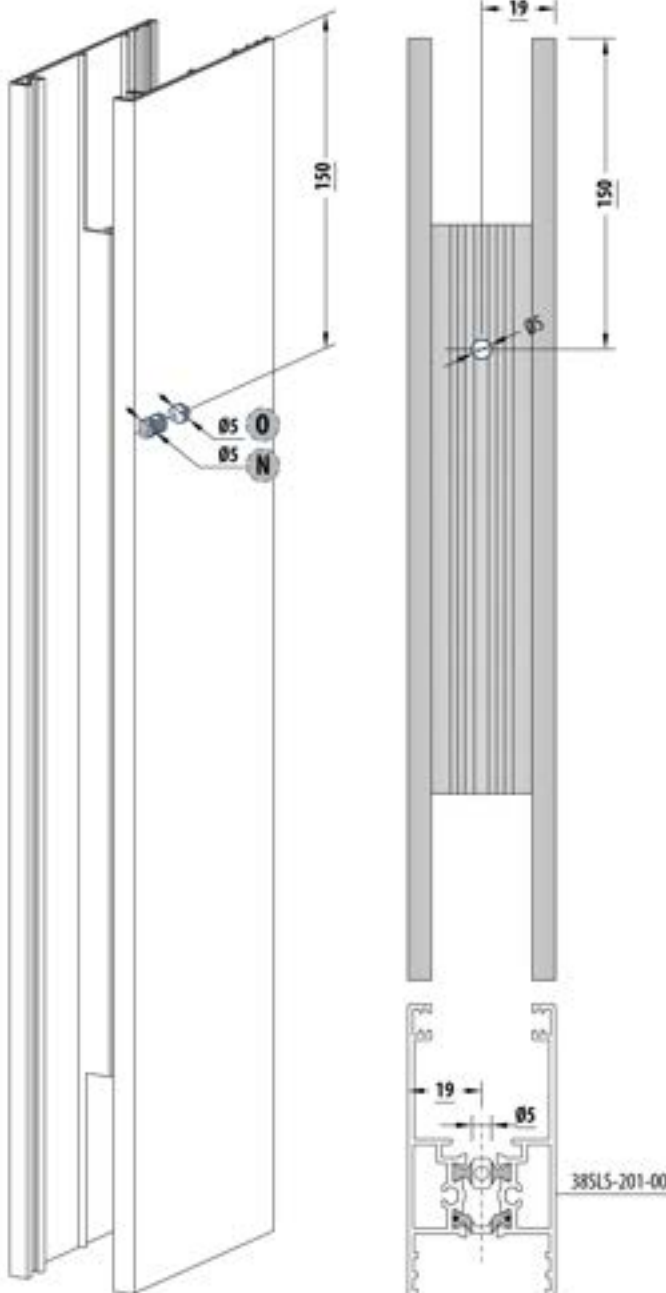


**SASH AERATION HOLES / KANAT HAVALANDIRMA DELİKLERİ**

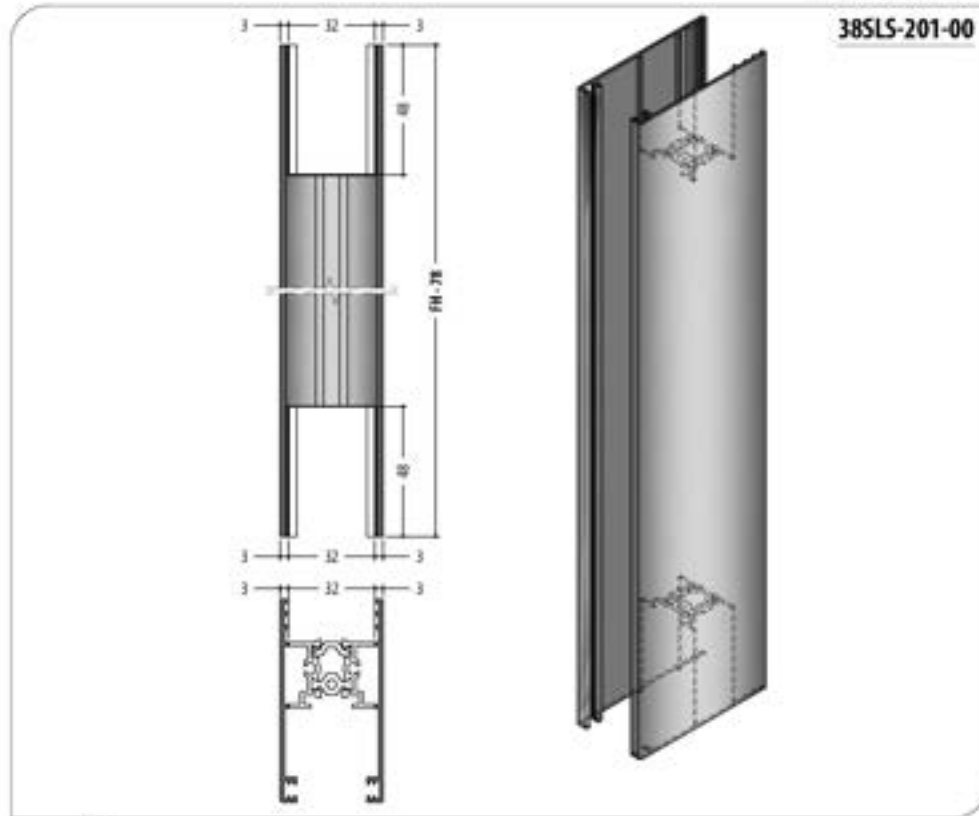


**OPERATIONS / İŞLEMLER**

- N** (38SLS-201-00) Sash / Kanat  
\* Ø5 mm Hole / Delik
- O** (38SLS-201-00) Sash / Kanat  
\* Ø5 mm Hole / Delik



**NOTCH / KERTME**



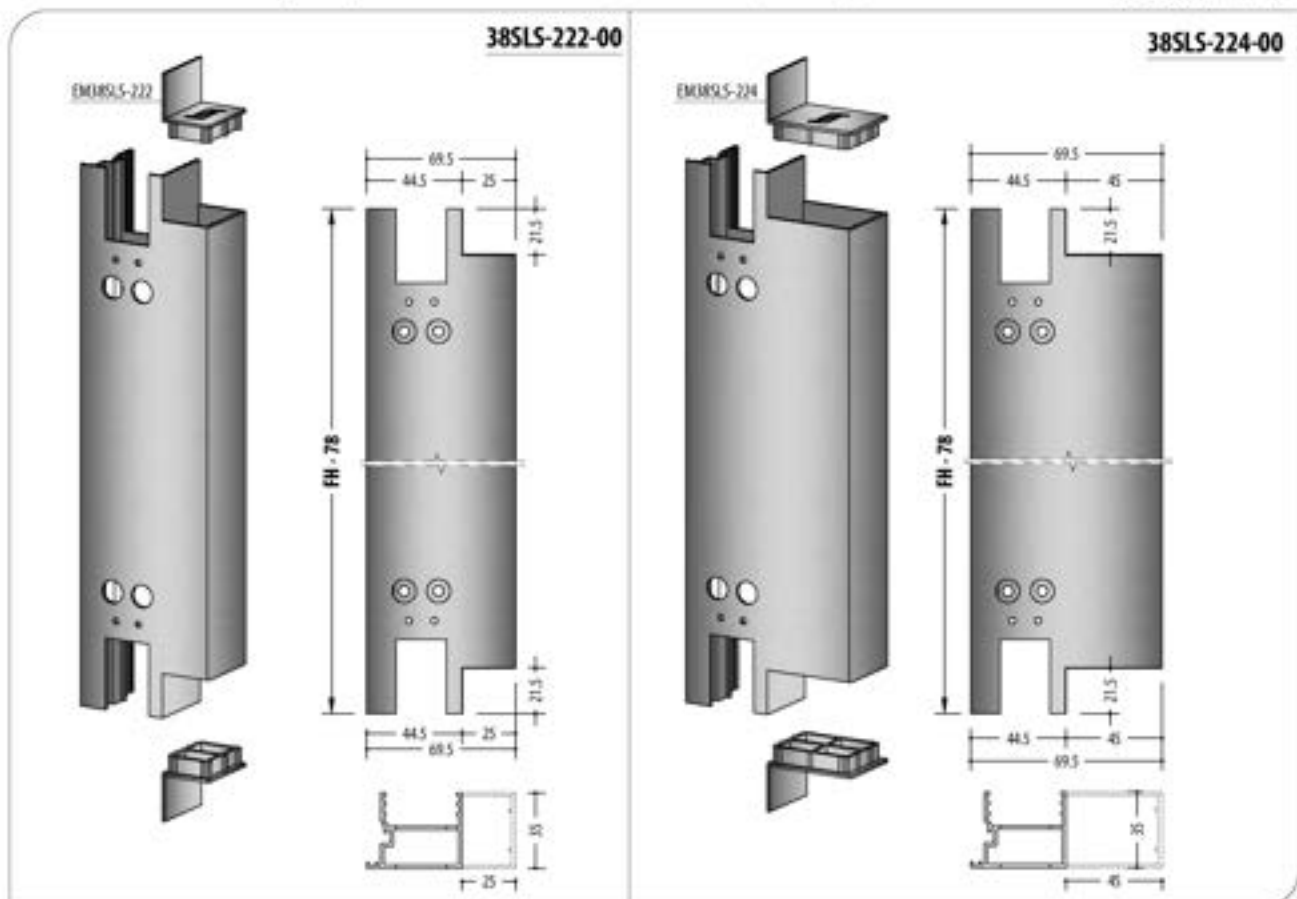
**38SLS-201-00**



**Same mechanical treatment should apply as 38SLS-221-00**

38SLS-221-00 Profilinde yapılan mekanik işlemler uygulanmalıdır.

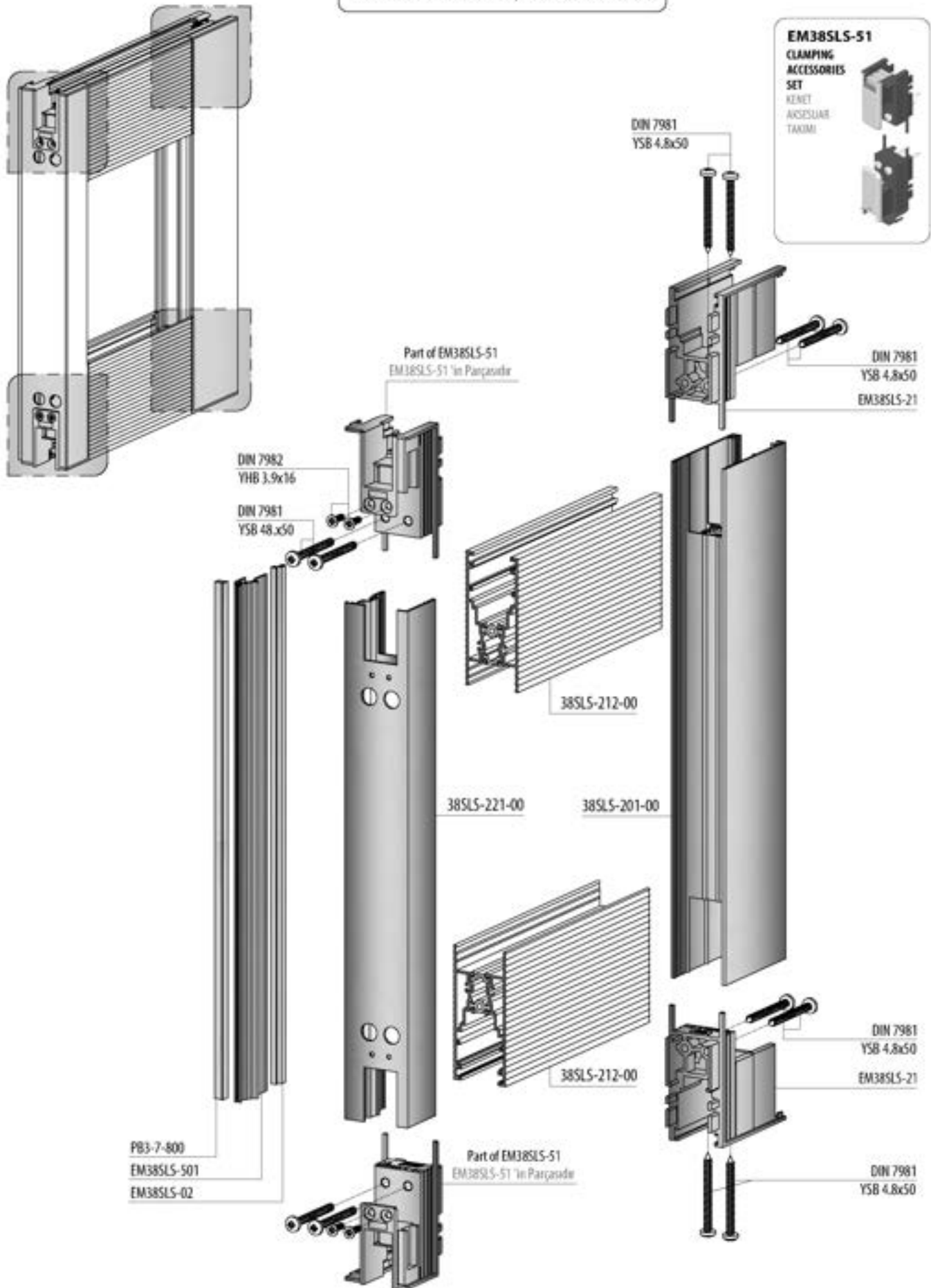
**NOTCH / KERTME**



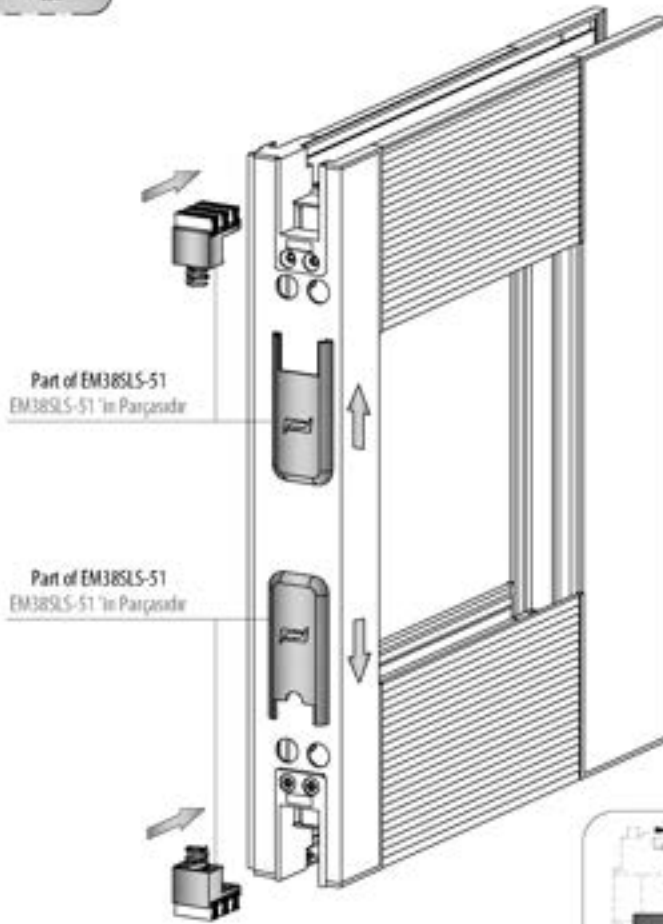
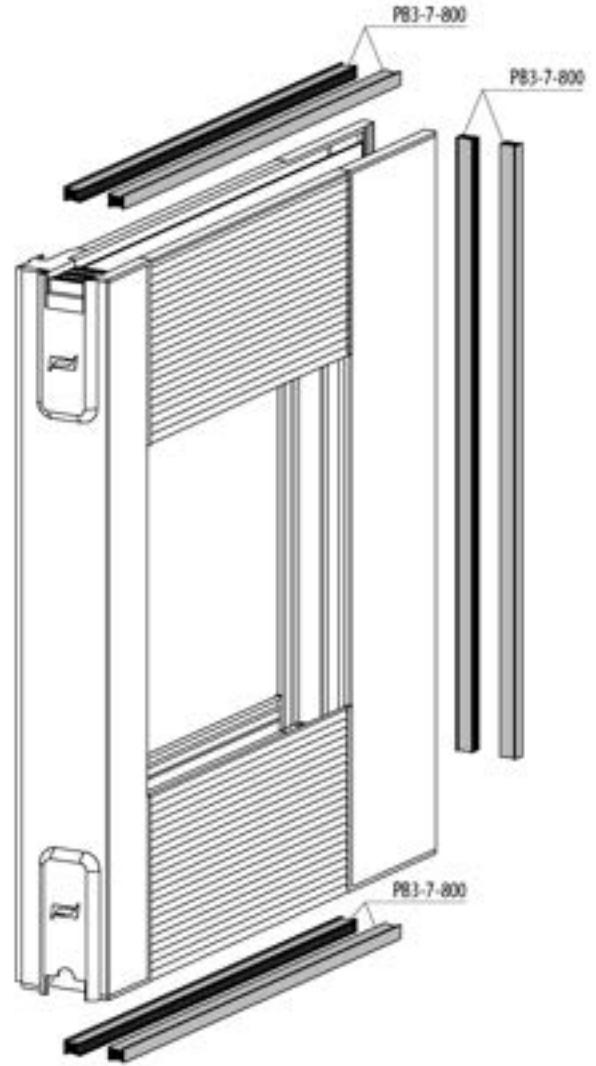
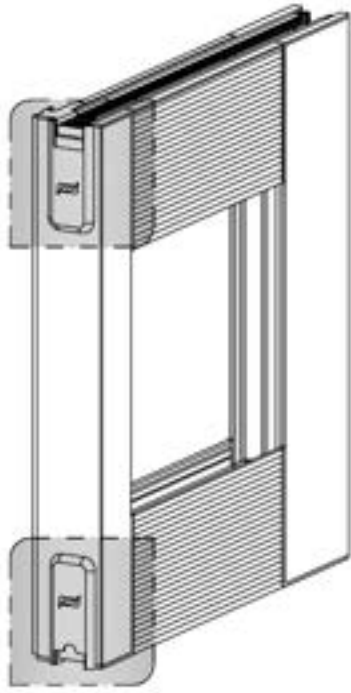
**38SLS-222-00**

**38SLS-224-00**

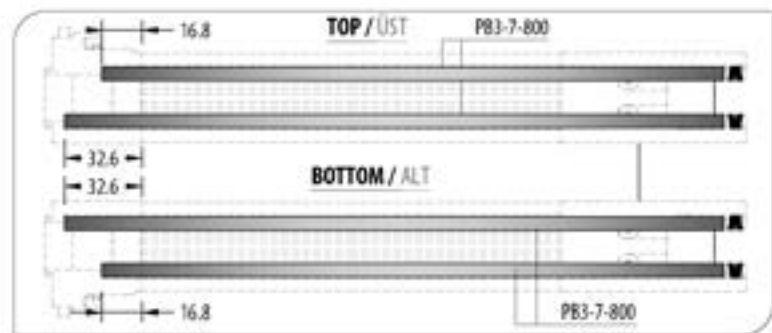
**CLAMPING CAP ASSEMBLY / KENET KAPAK MONTAJI**



**CLAMPING CAP ASSEMBLY / KENET KAPAK MONTAJI**



**Horizontal gaskets get inside of the plastic part groove.**  
Yatay fitiller plastik parçanın kanalları içine girmektedir.

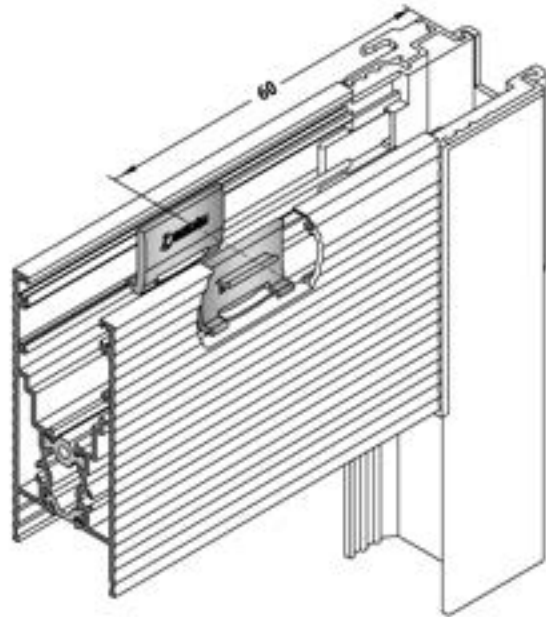
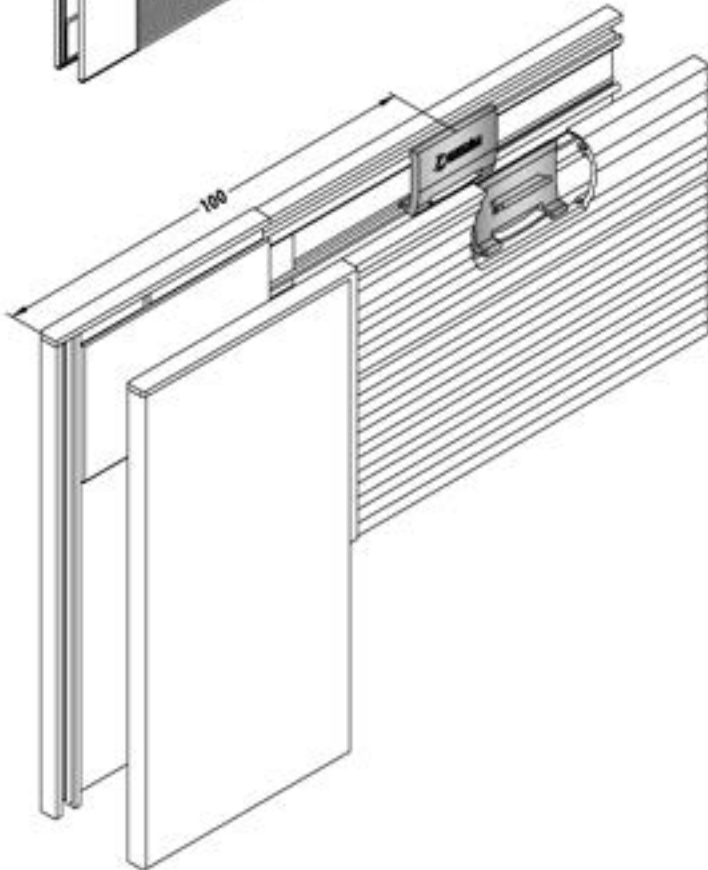
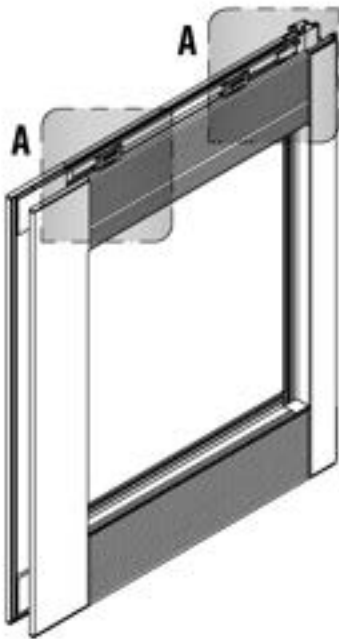


**SASH STABILITY PLASTIC ASSEMBLY**  
KANAT DENGE PLASTIĞI MONTAJI

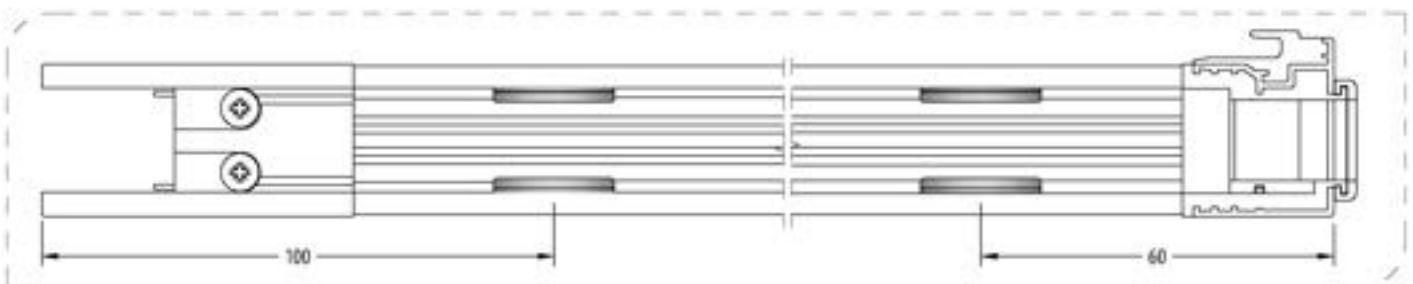
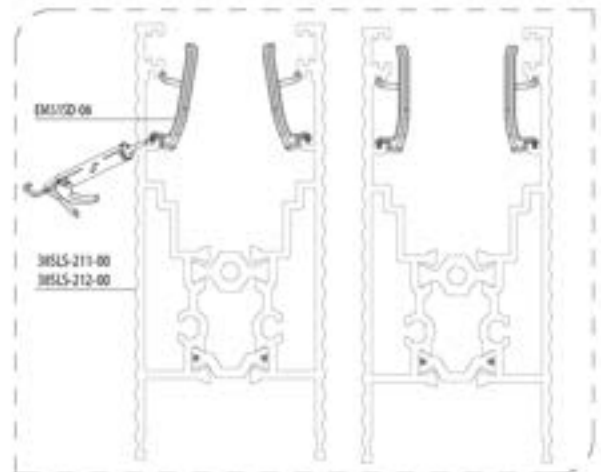
**EM51SD-08**  
SASH STABILITY PLASTIC  
KANAT DENGE PLASTIĞI



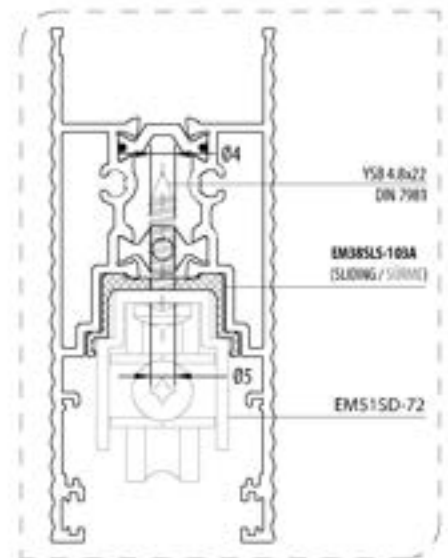
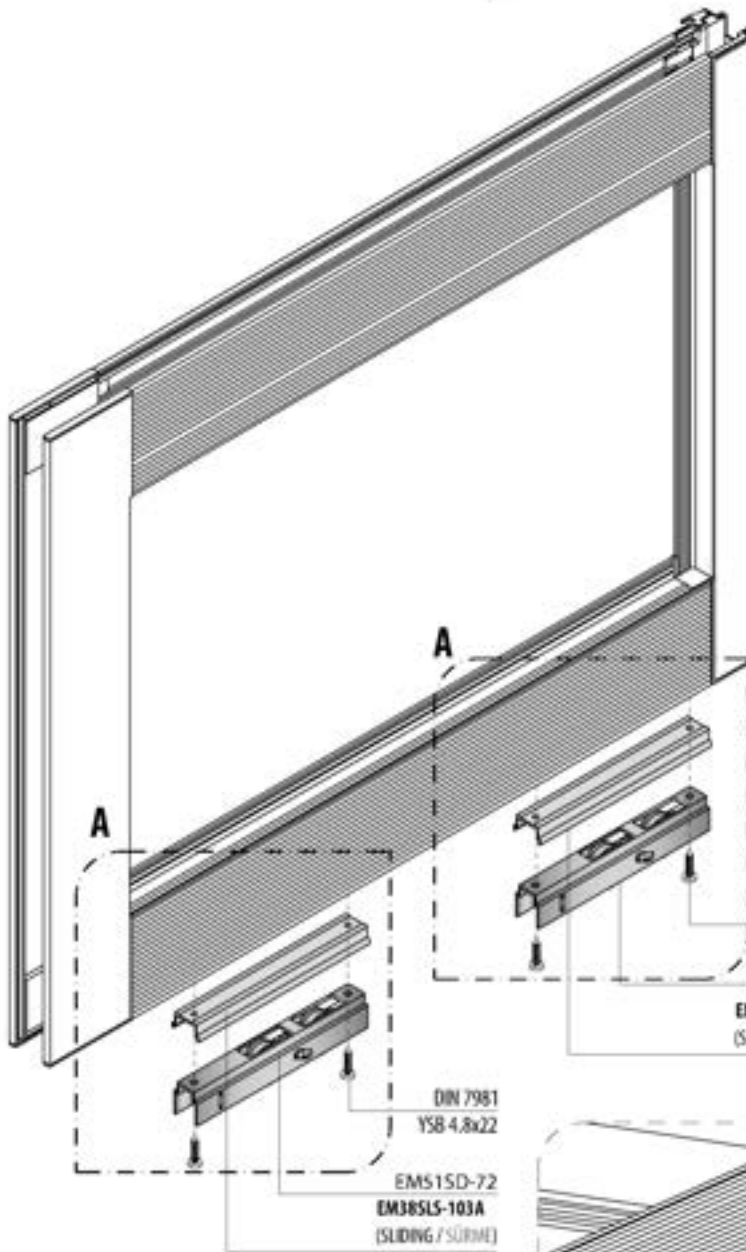
Sash / Kanat <1200 mm if / ise 4 Pieces / Adet  
Sash / Kanat >1200 mm if / ise 6 Pieces / Adet



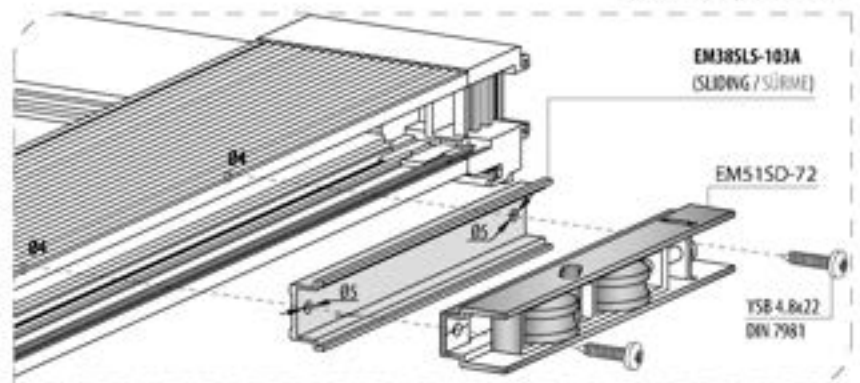
**A DETAIL / A DETAYI**

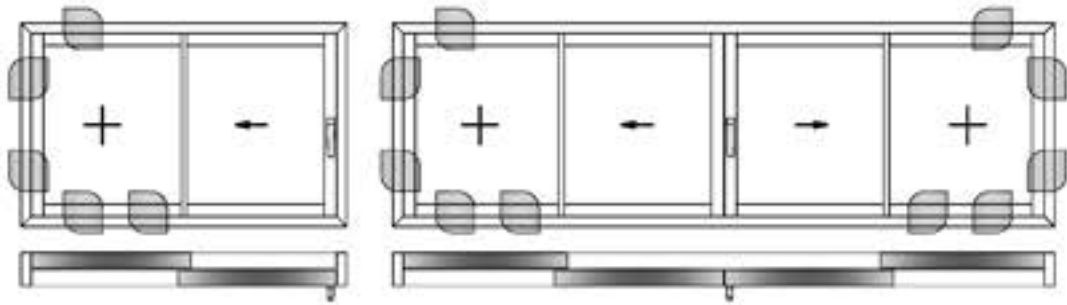


**PULLEY ASSEMBLY / RULMAN UYGULAMA**

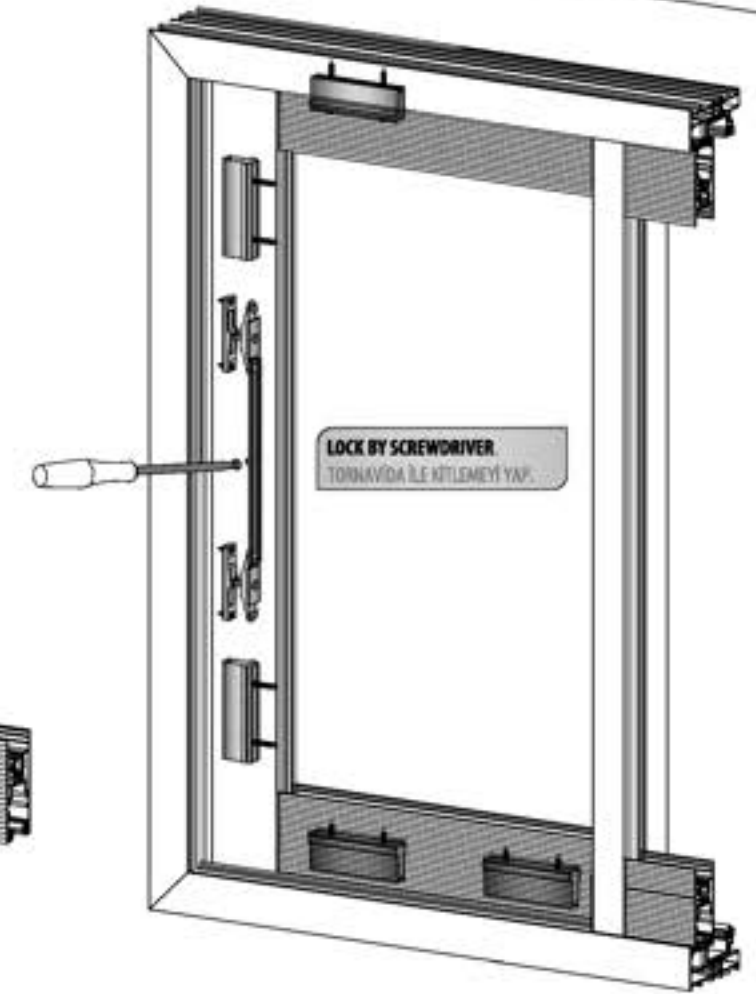
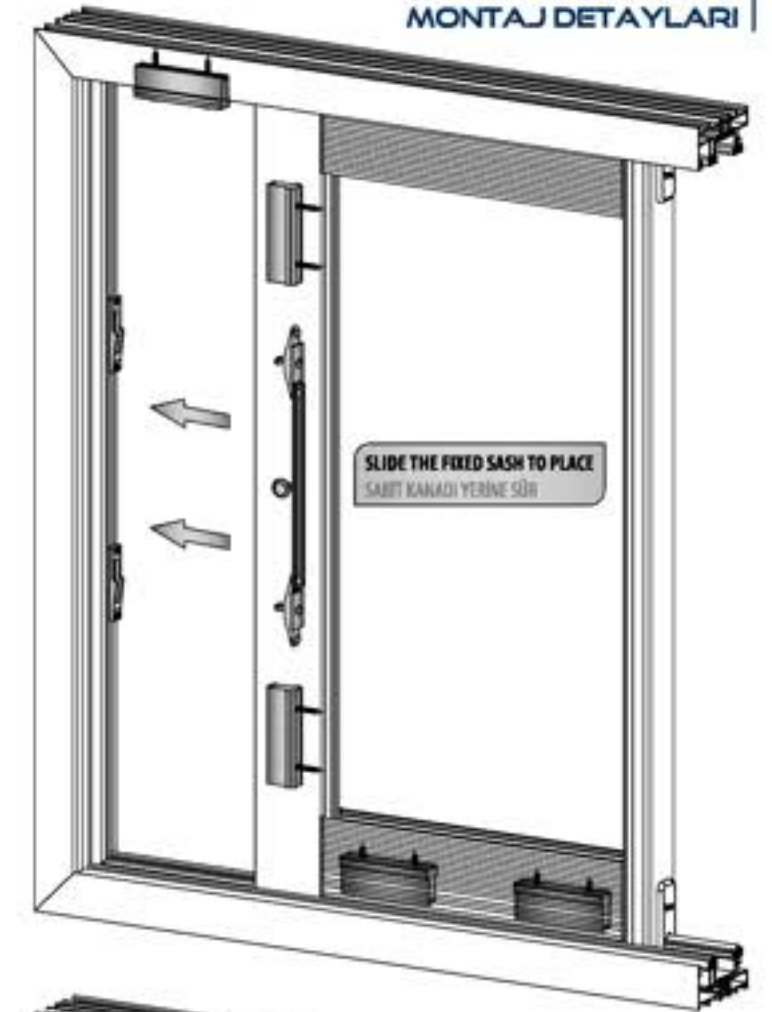
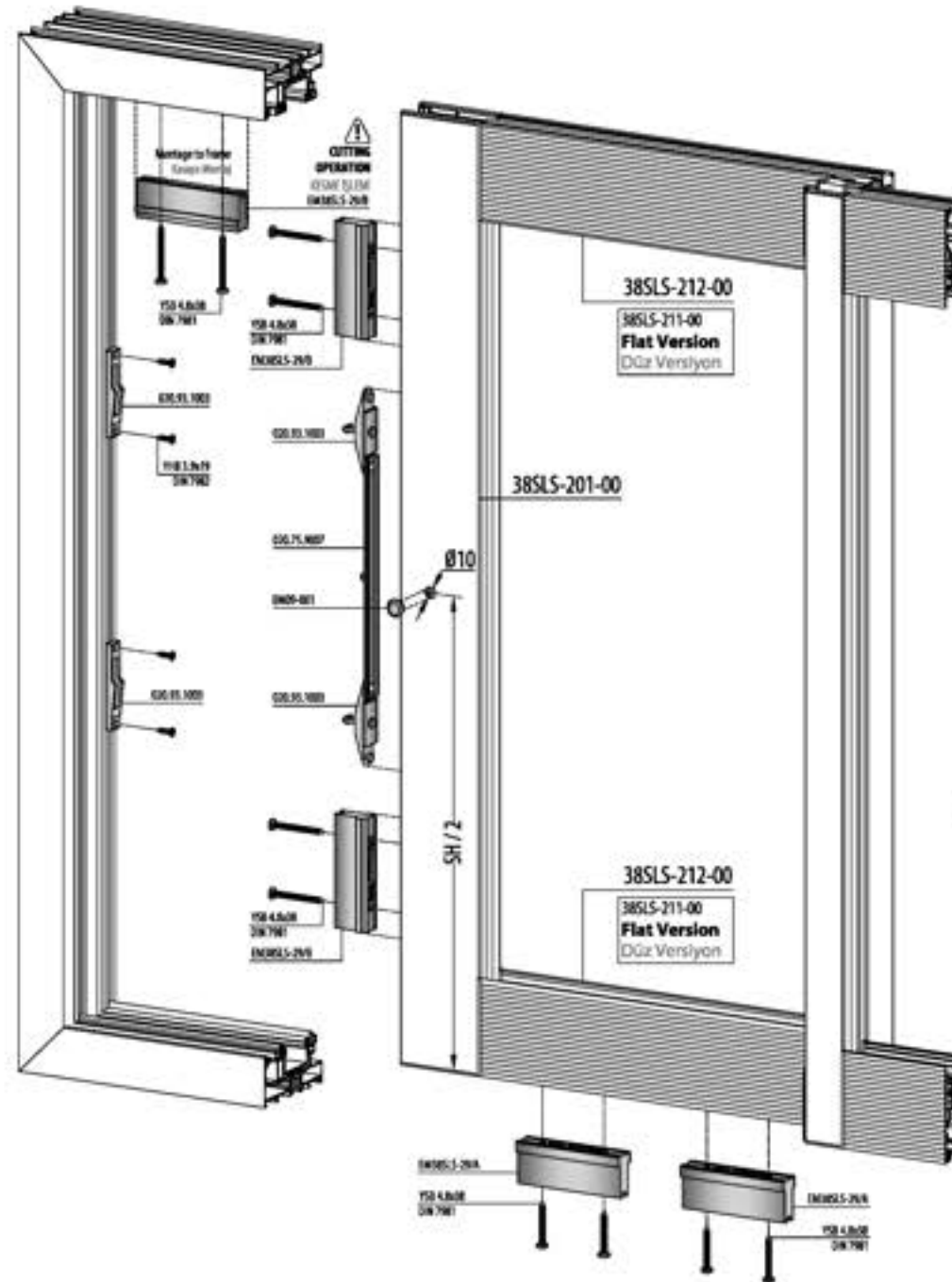

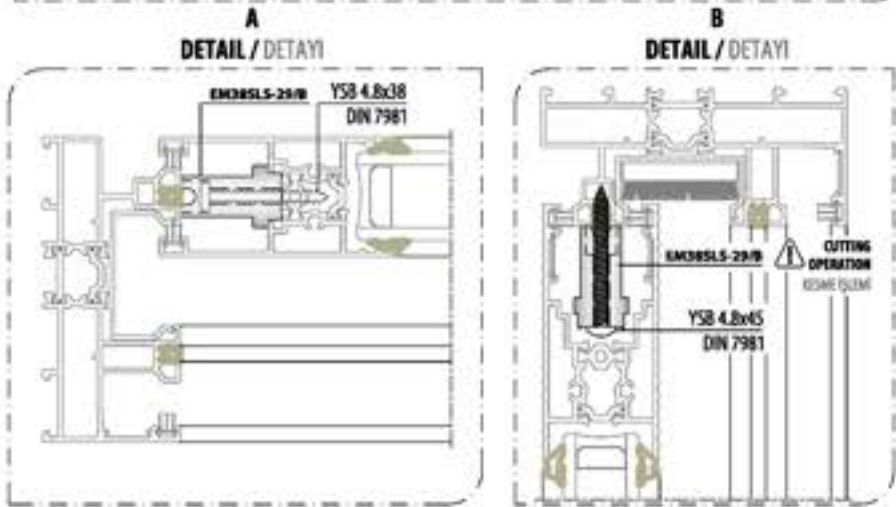
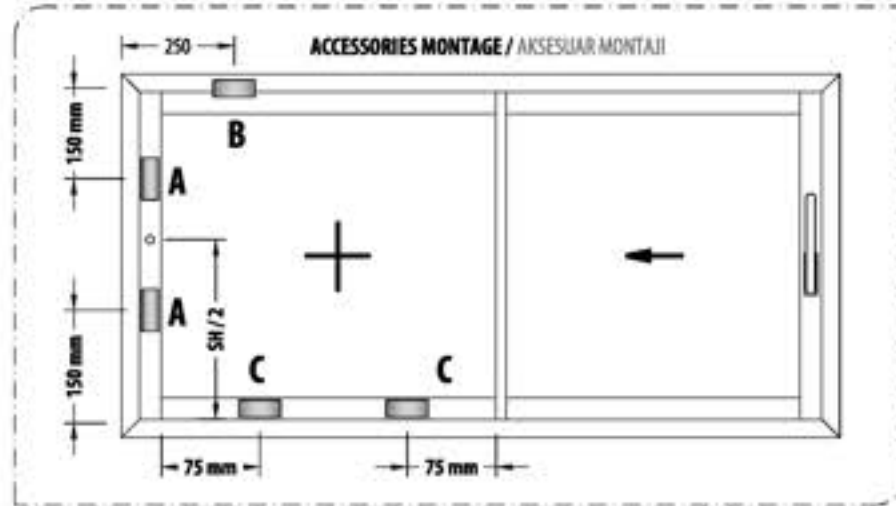
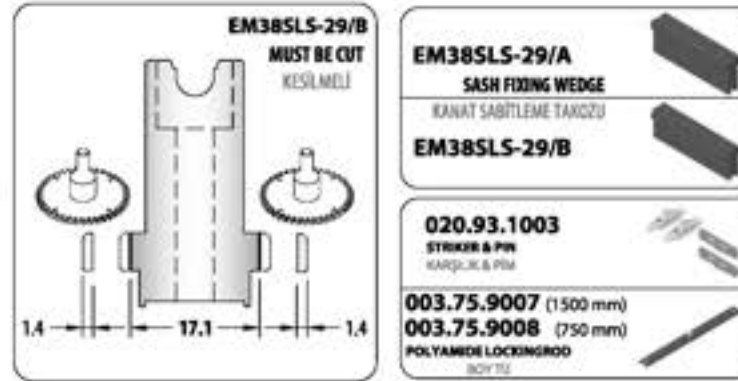


**A DETAIL / A DETAYI**





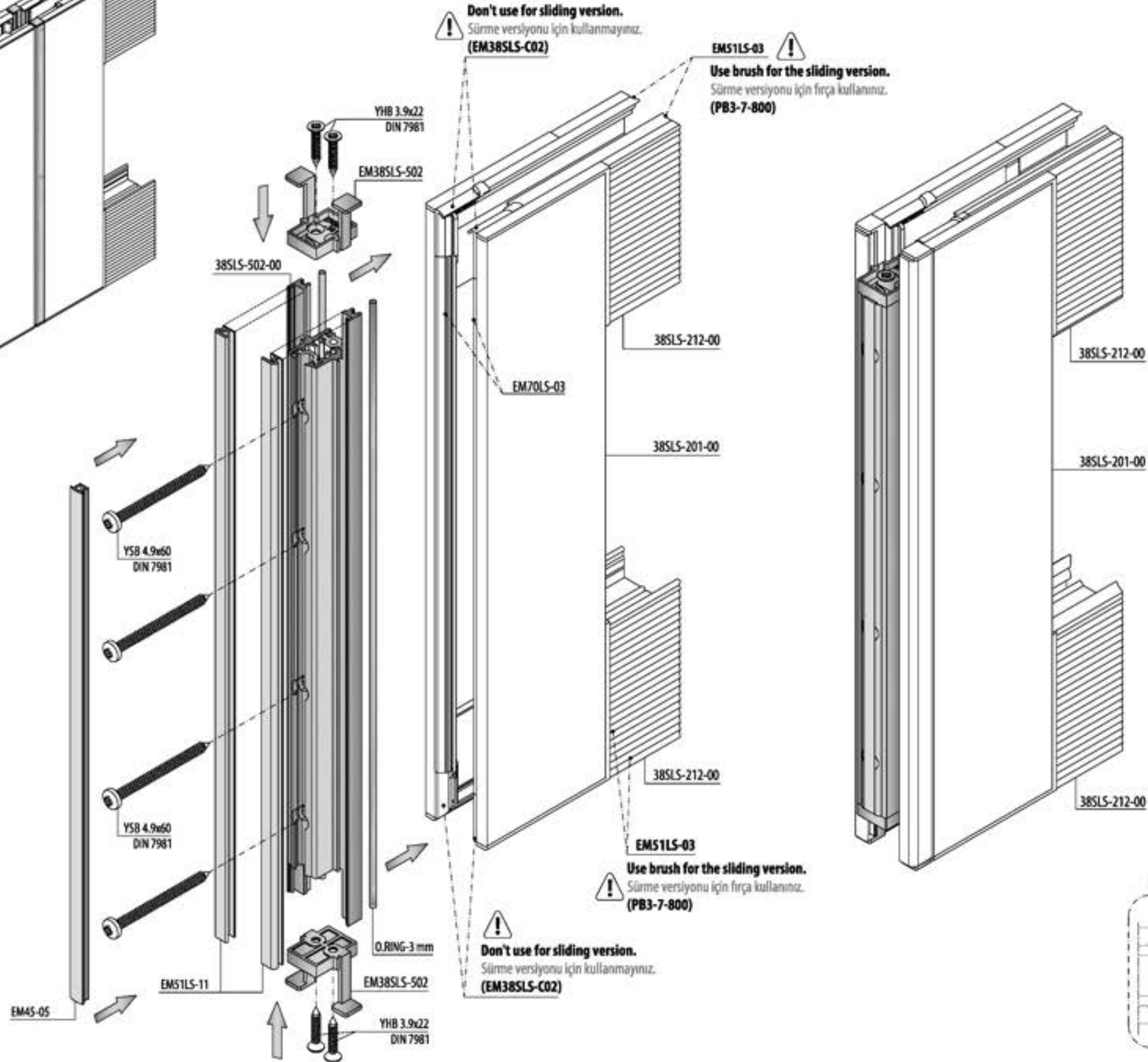
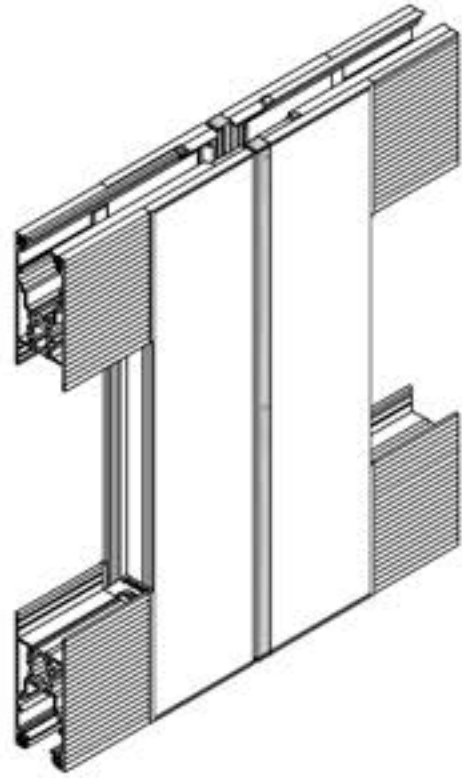
SASH FIXING WEDGE APPLICATION / KANAT SABİTLEME TAKOZ UYGULAMASI



FOUR SASH ACCESSORIES ASSEMBLY / DÖRT KANAT AKSESUAR MONTAJI


38SLS-502-00

EM38SLS-502  
FOUR SASH  
ACCESSORIES SET  
DÖRT KANAT  
AKSESUAR TAKIMI

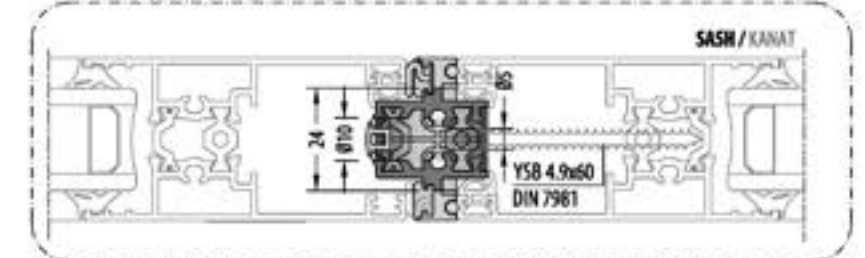


NOTCH / KERTME

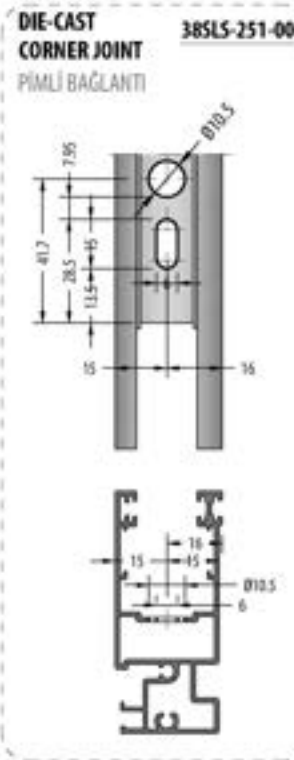
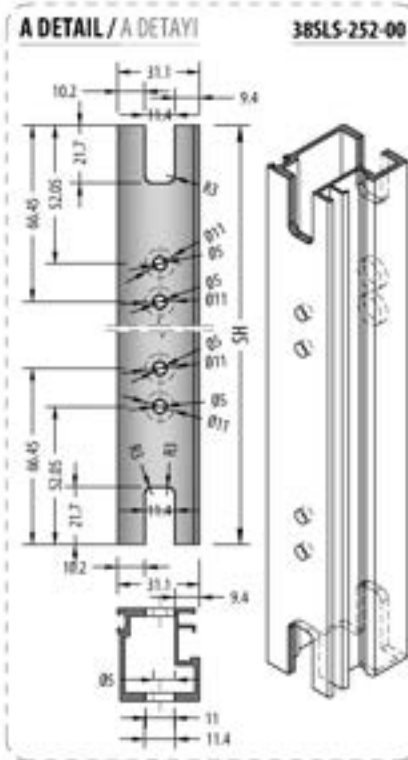
38SLS-502-00



HOLES DIMENSION / DELİK ÖLÇÜLERİ

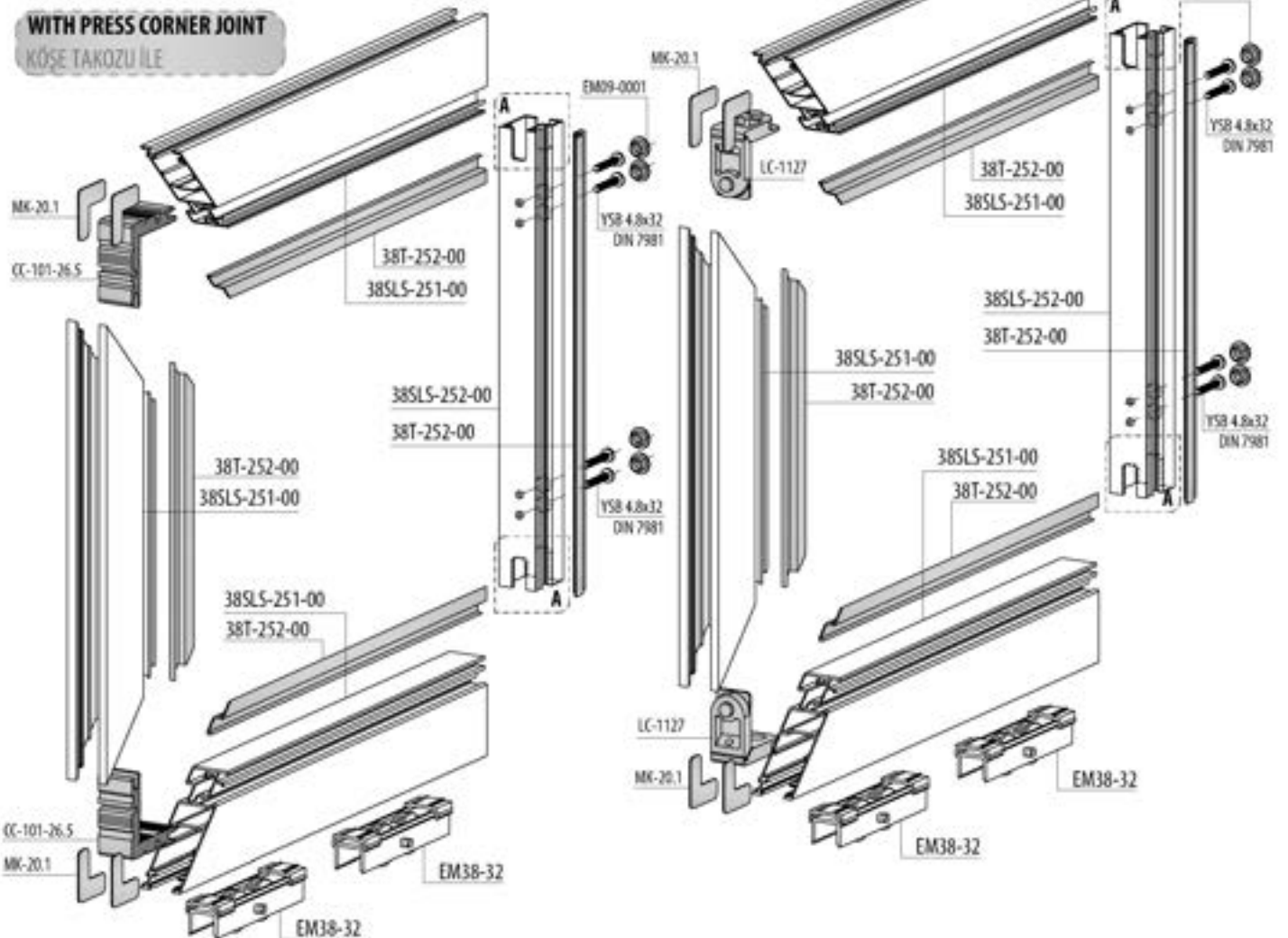


**FLY SCREEN SASH APPLICATION / SİNEKLİK KANAT UYGULAMASI**



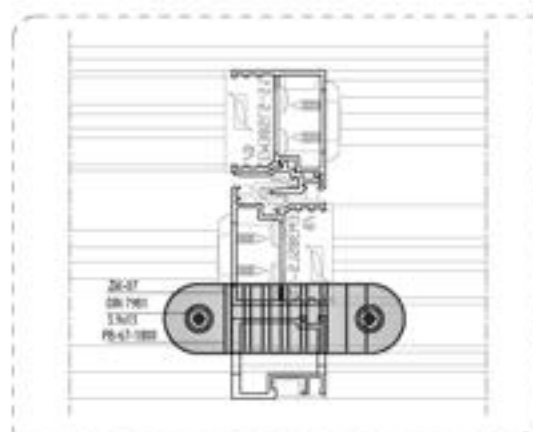
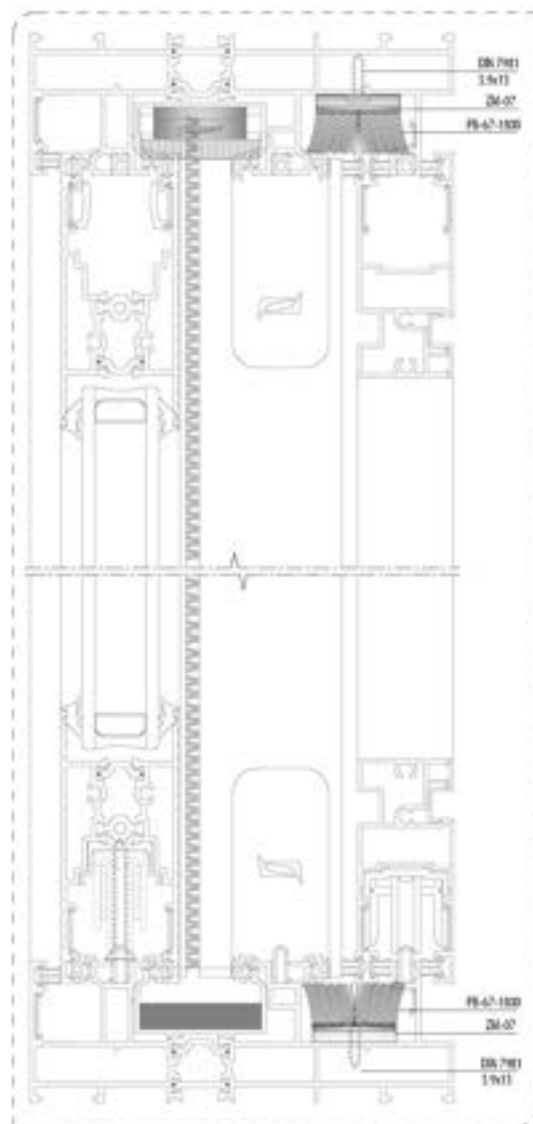
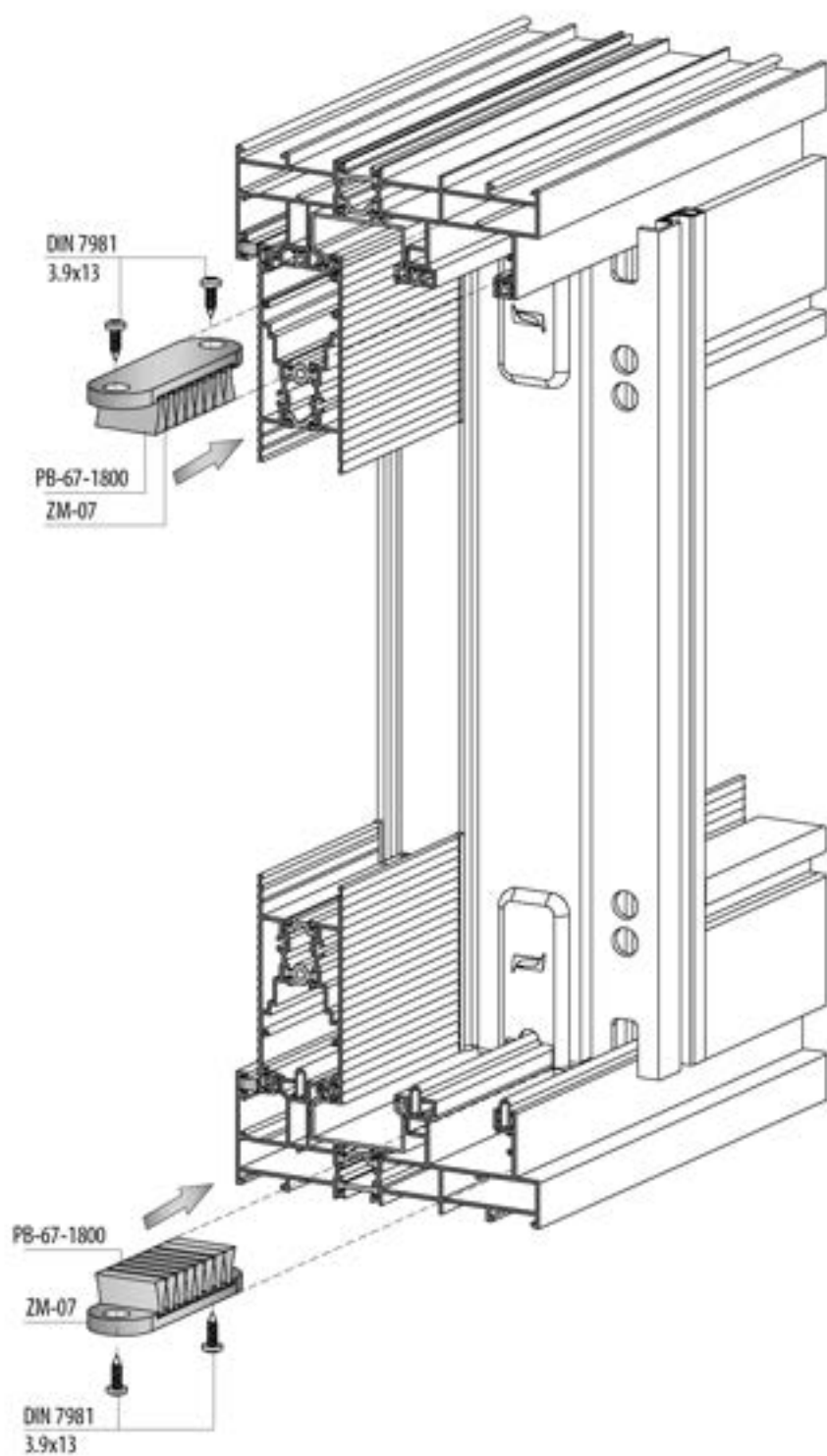
**DIE-CAST CORNER JOINT**  
PİMLİ BAĞLANTI İLE

**WITH PRESS CORNER JOINT**  
KÖŞE TAKOZU İLE

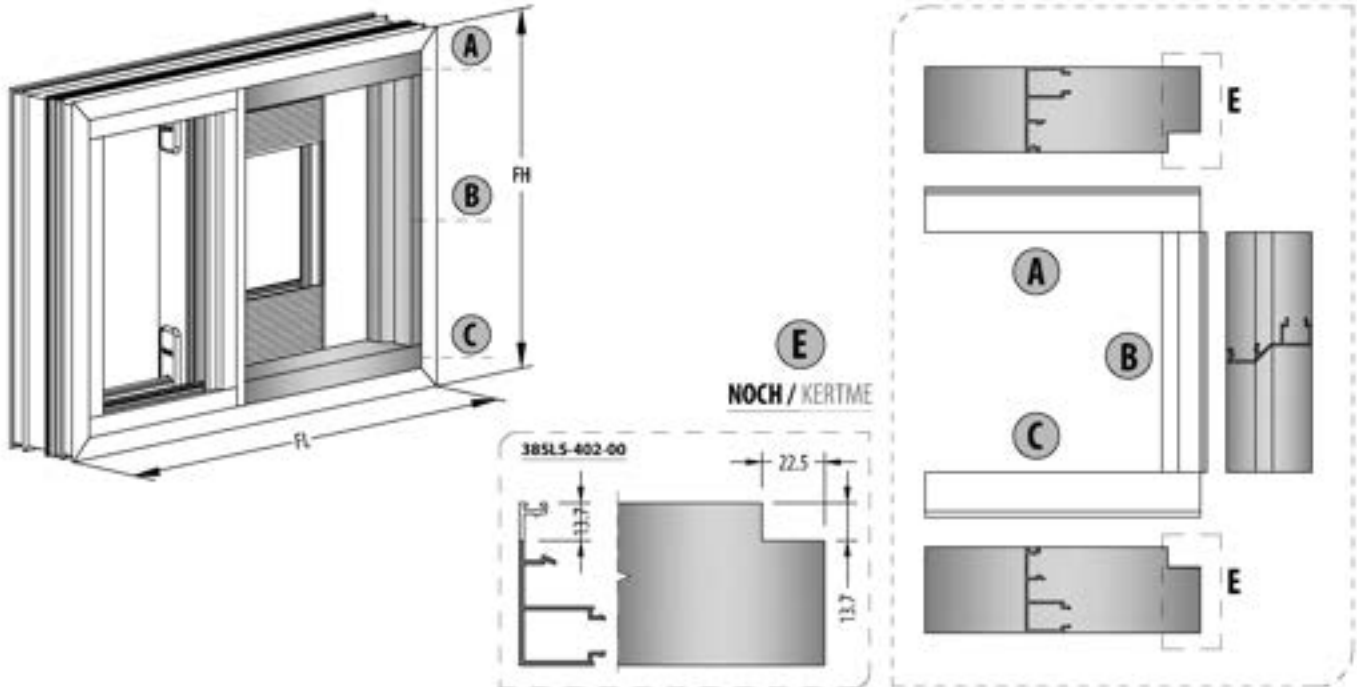




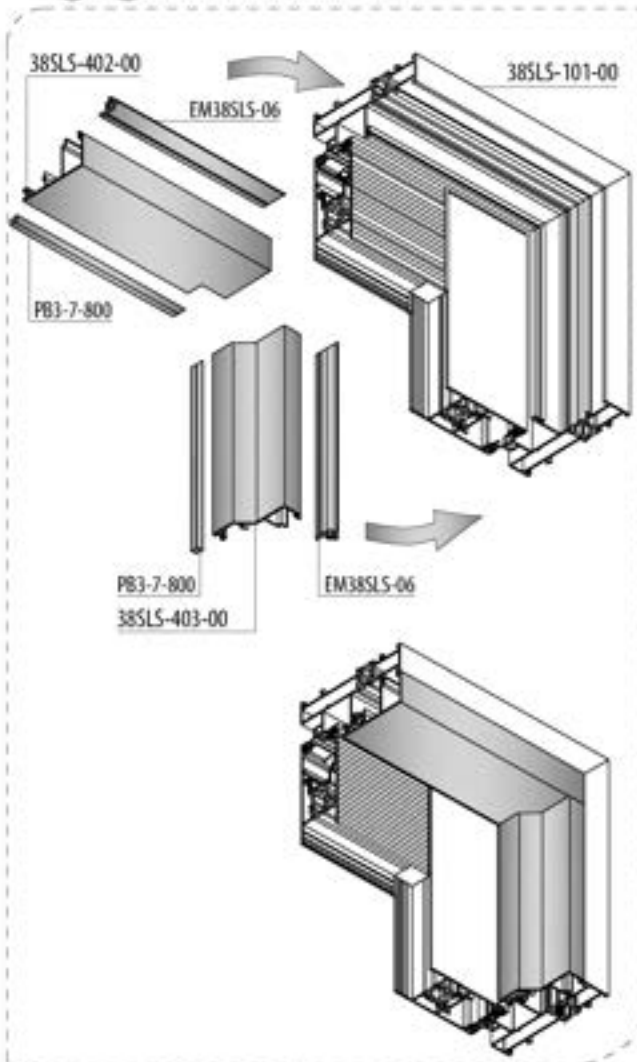
**FLY SCREEN WEATHER STRIP MONTAGE / SİNEKLİK KANAT HAVA KESİCİ MONTAJI**



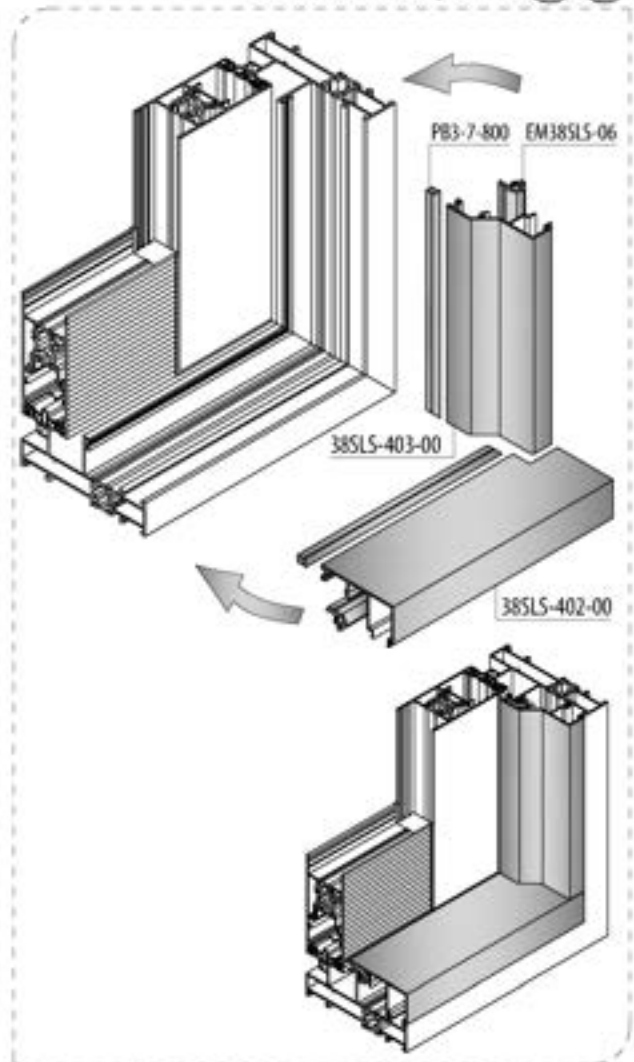
**CAP PROFILE ASSEMBLY / KAPAK PROFİL MONTAJI**



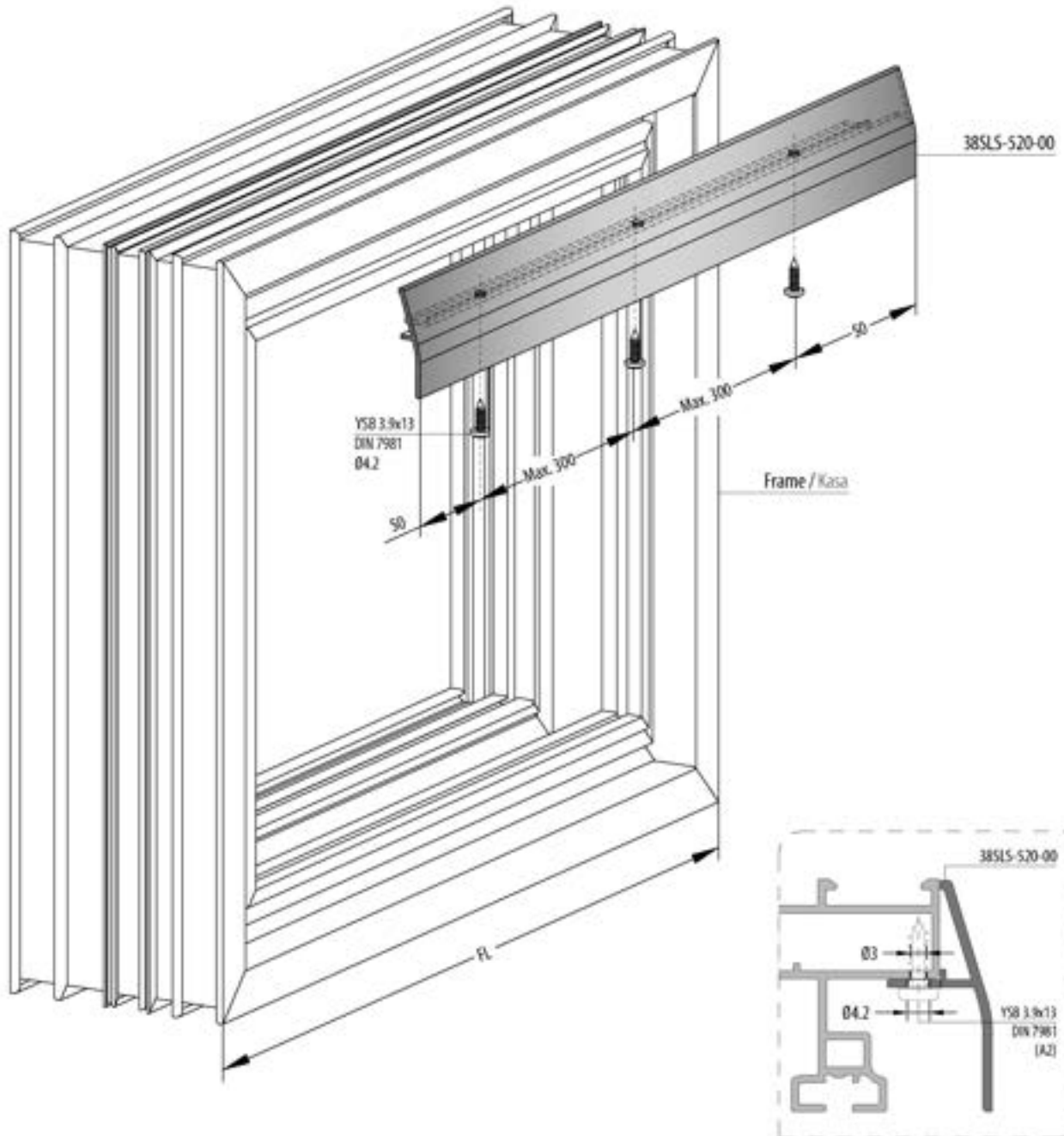
**A B CORNER DETAIL / KÖŞE DETAYI**



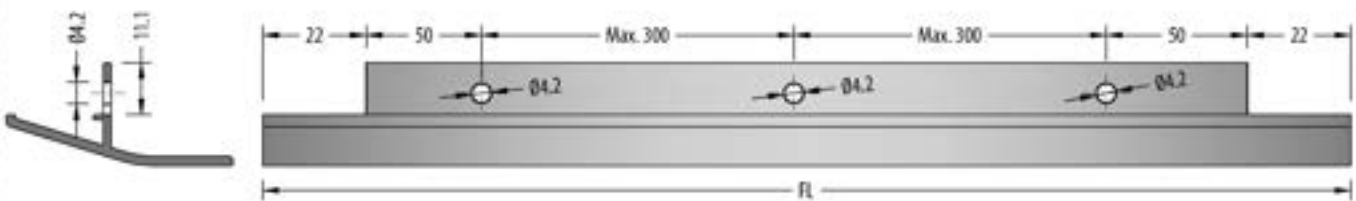
**CORNER DETAIL / KÖŞE DETAYI B A**




**DROPPER ASSEMBLY / DAMLALIK MONTAJI**



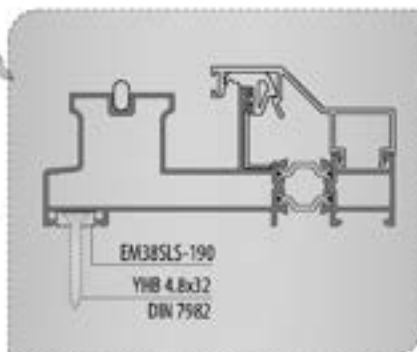
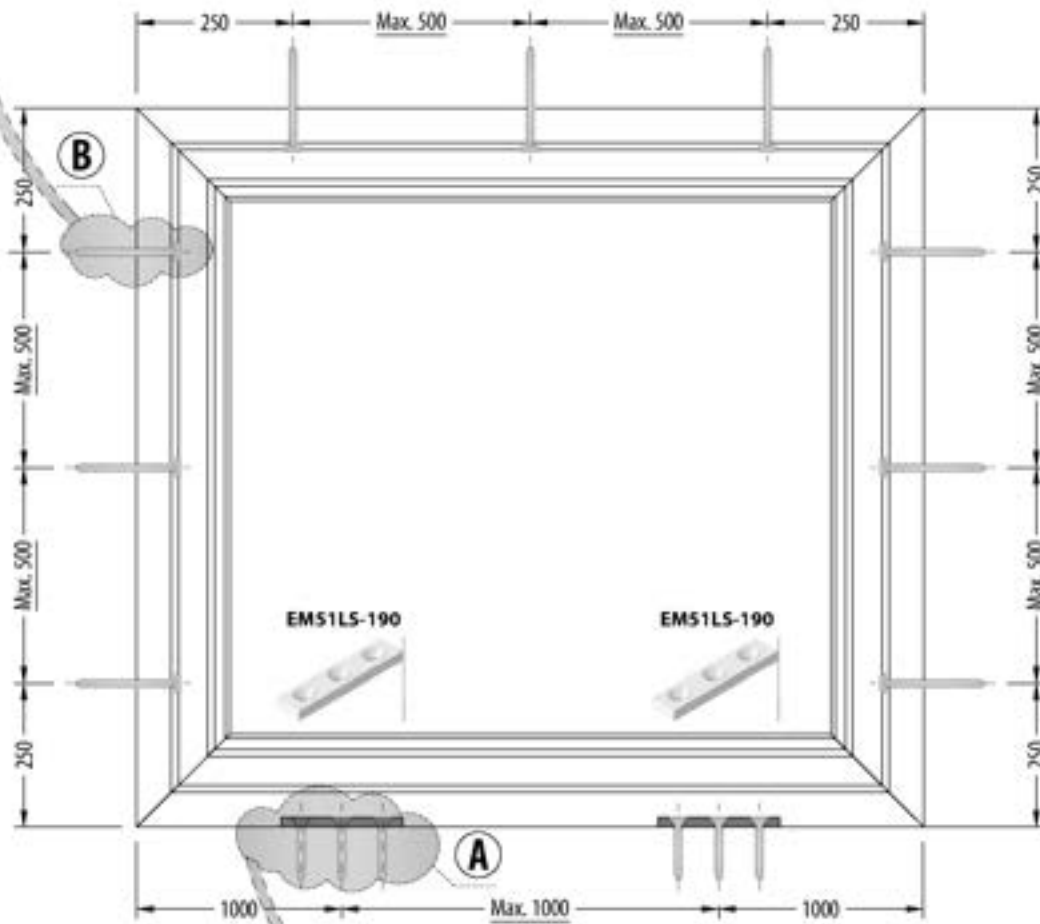
**38SLS-520-00**



**FRAME ASSEMBLY SCREW APPLICATION**  
KASA MONTAJ VIDA UYGULAMASI

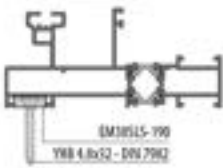


**B  
DETAIL  
DETAYI**

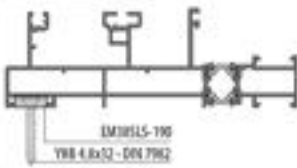


**BOTTOM HORIZONTAL FRAME ASSEMBLY**  
ALT YATAY KASA MONTAJ

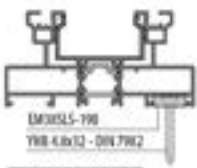
**38SLS-101-00**



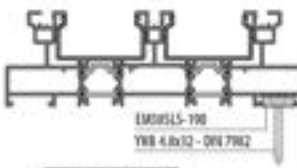
**38SLS-151-00**



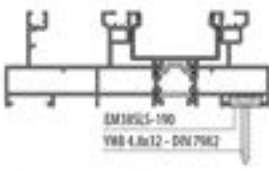
**38SLS-102-00**



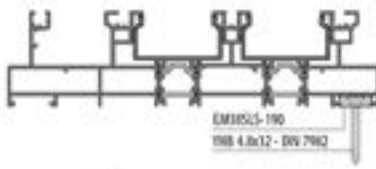
**38SLS-103-00**



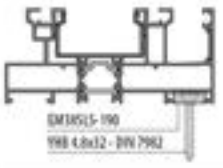
**38SLS-152-00**



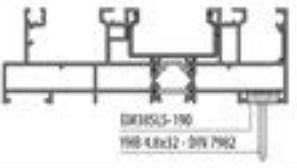
**38SLS-153-00**



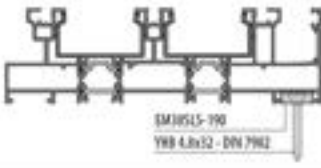
**38SLS-112-00**



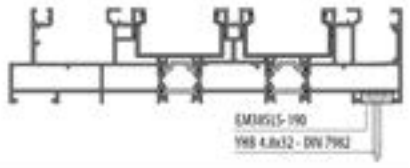
**38SLS-162-00**



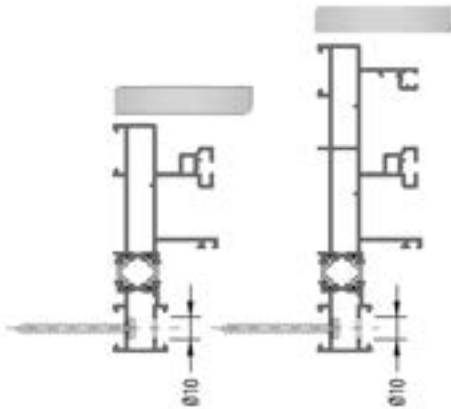
**38SLS-113-00**



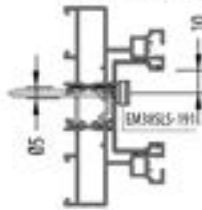
**38SLS-163-00**



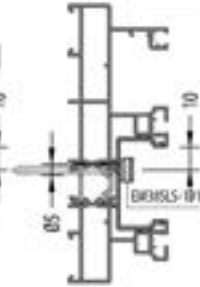
**TOP HORIZONTAL & VERTICAL FRAME ASSEMBLY**  
ÜST YATAY & DIKEY KASA MONTAJ



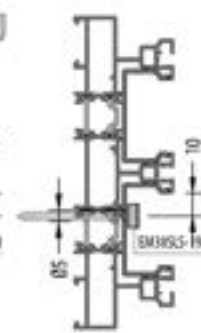
**38SLS-102-00**



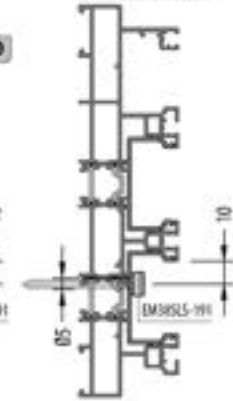
**38SLS-152-00**



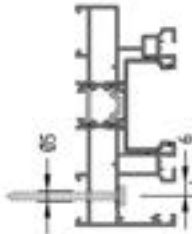
**38SLS-103-00**



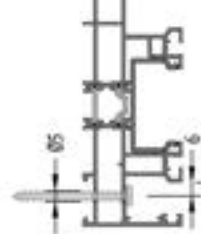
**38SLS-153-00**



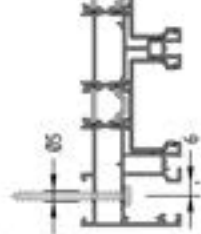
**38SLS-112-00**



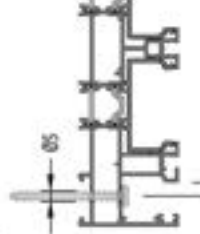
**38SLS-162-00**



**38SLS-113-00**



**38SLS-163-00**



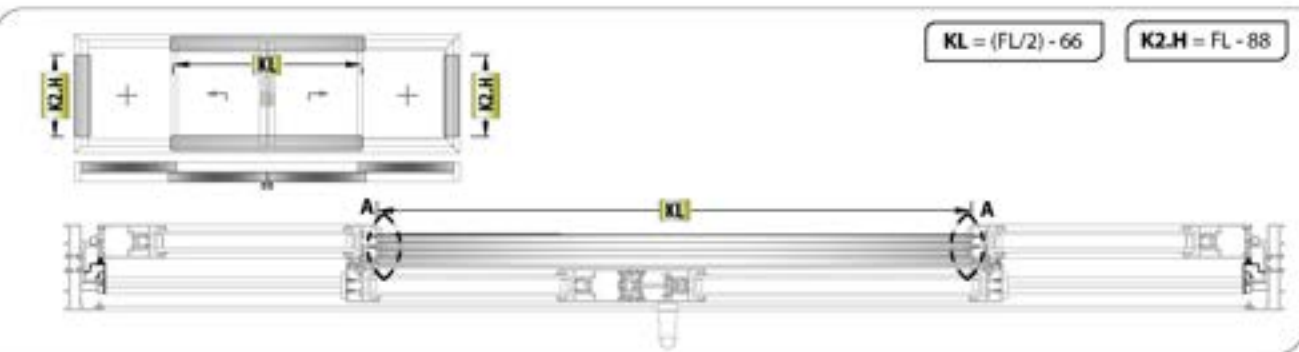
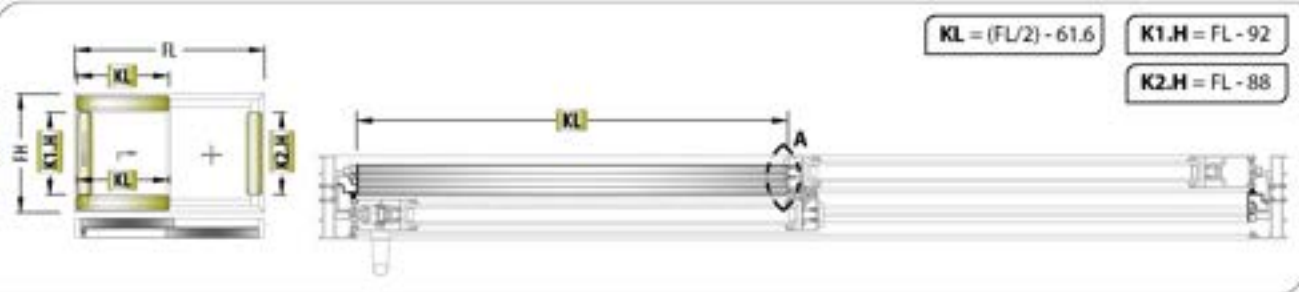
**CAP MONTAGE SCHEME / KAPAK MONTAJ ŞEMASI**

38SL5-421-00

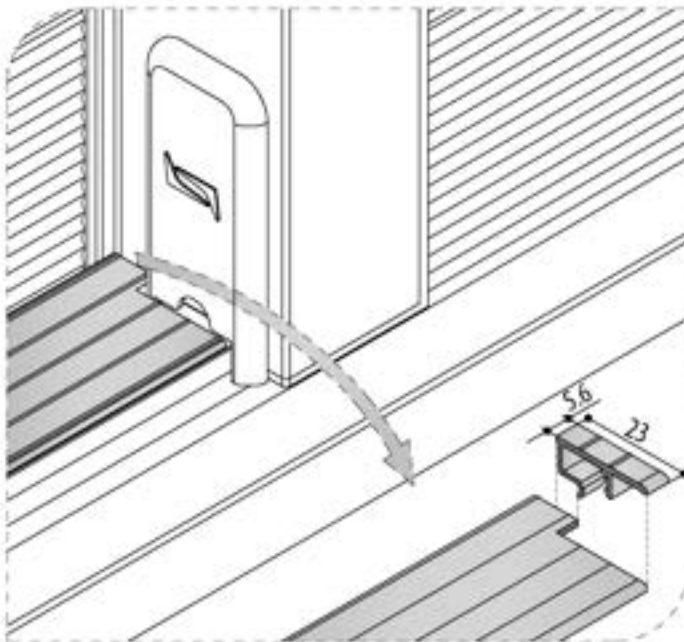


This profile is used to increase  
visuality and it is optional.  
Bu profil görselliği arttırmak için  
kullanılmaktadır ve opsiyoneldir.

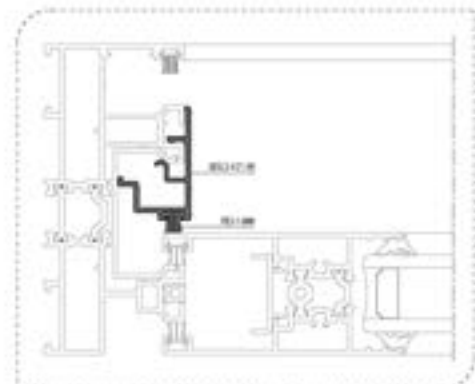
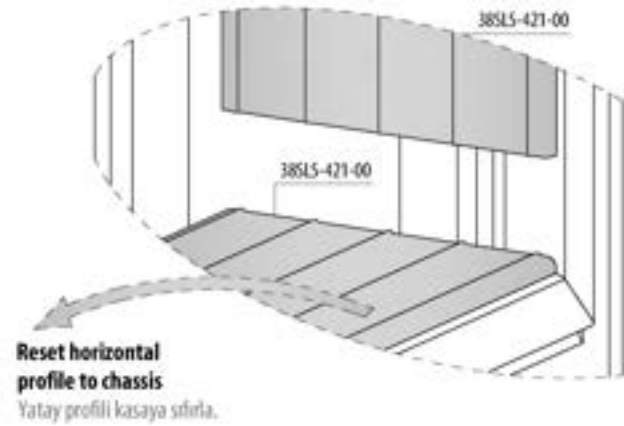
**TWO RAIL FRAME / İKİ RAYLI KASA**



**A DETAIL / A DETAYI**



**B DETAIL / B DETAYI**



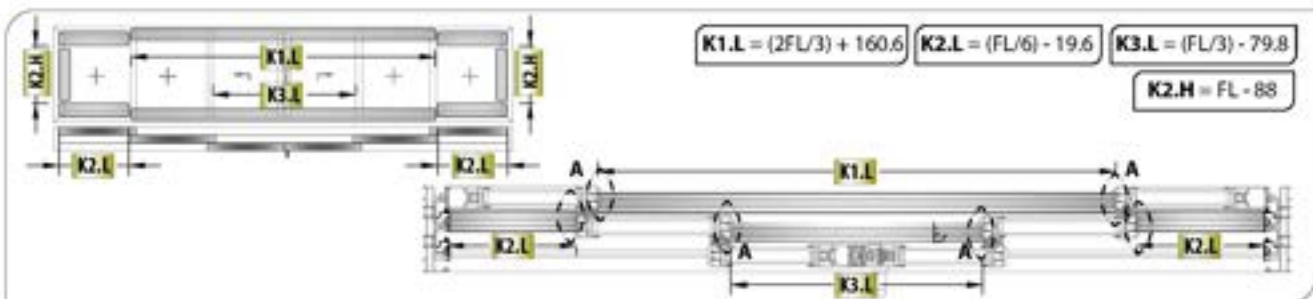
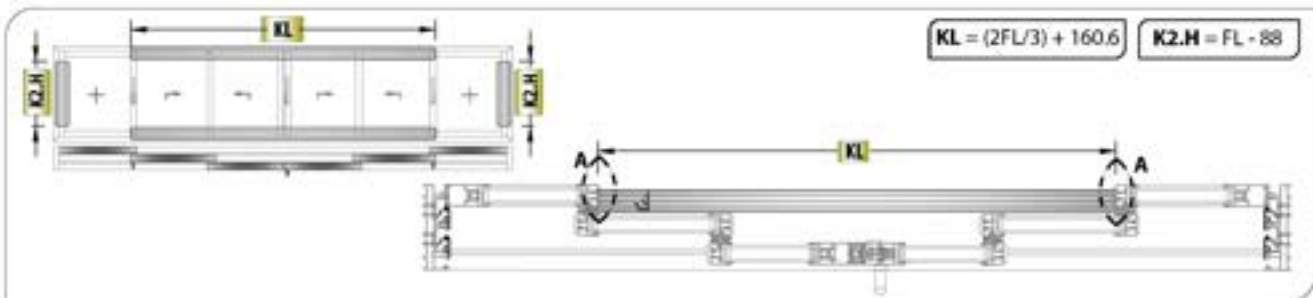
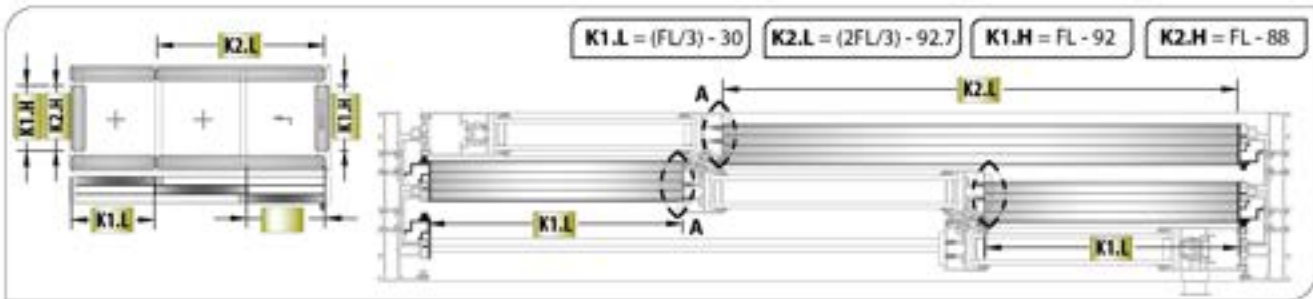
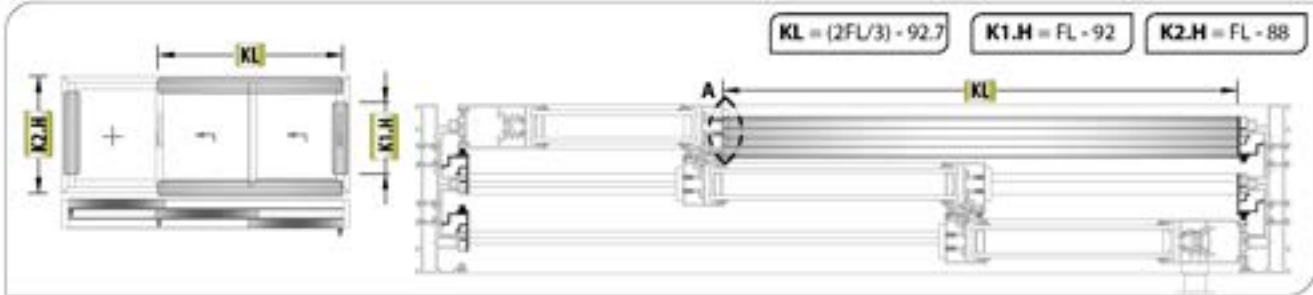
**CAP MONTAGE SCHEME / KAPAK MONTAJ ŞEMASI**

38SL5-421-00



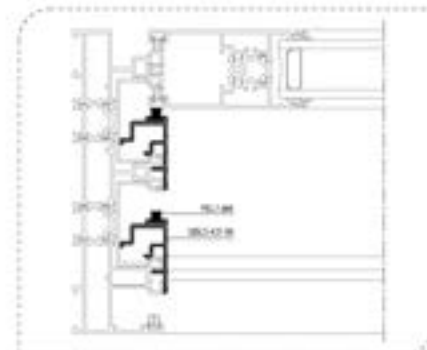
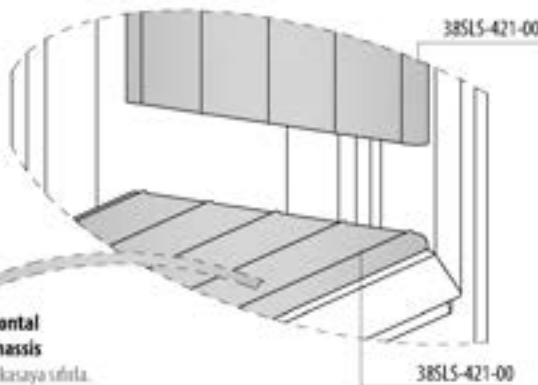
This profile is used to increase  
visuality and it is optional.  
Bu profil görüşü arttırmak için  
kullanılmaktadır ve opsiyoneldir.

**THREE RAIL FRAME / ÜÇ RAYLI KASA**



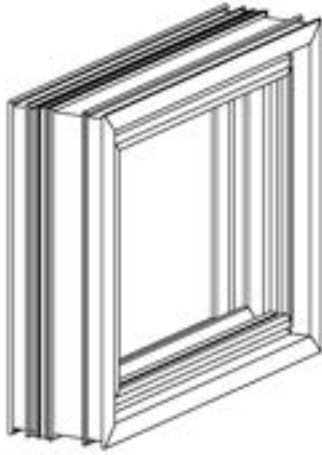
**A DETAIL  
A DETAYI**

Reset horizontal  
profile to chassis  
Yatay profili kasaya sıfırla.

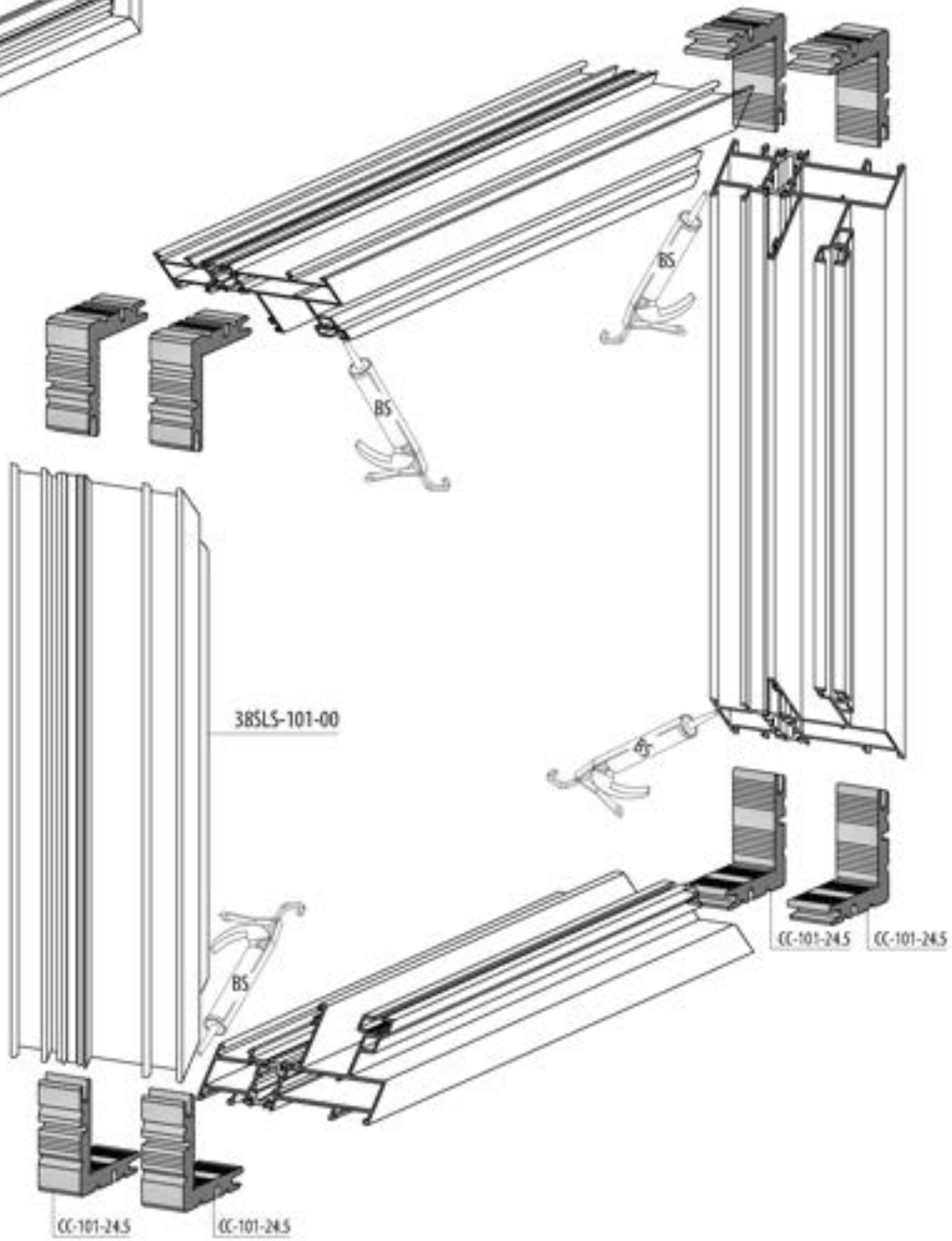


FRAME ASSEMBLY / KASA UYGULAMA

38SLS-101-00



WITH PRESS CORNER JOINT  
KÖŞE TAKOZU İLE



S = SILICONE SİLİKON  
ES = EPDM BOND / EPDM KAPISIZI  
BS = BOND AND SEAL / YAPIŞTIRICI VE SIZDIRMAZ

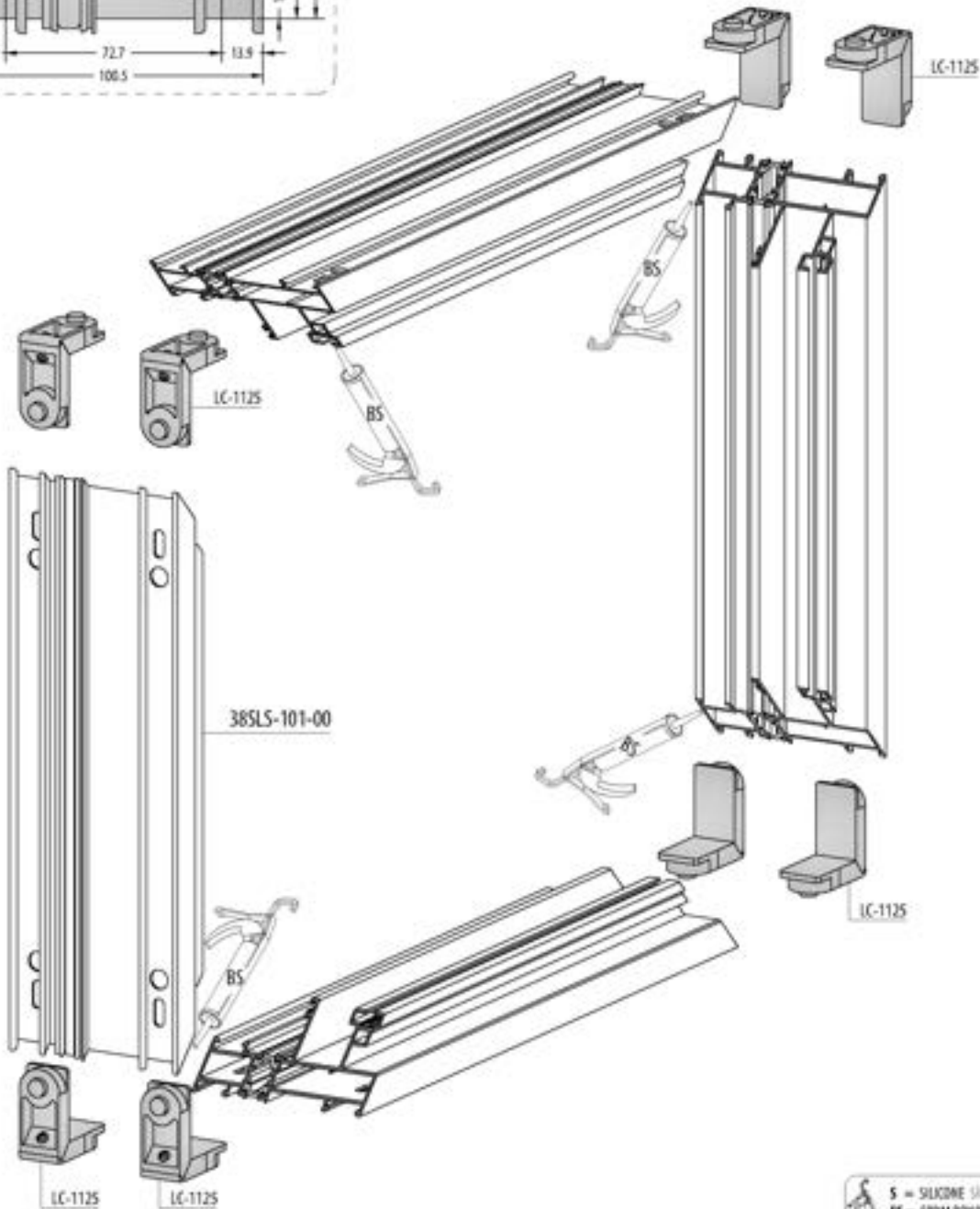
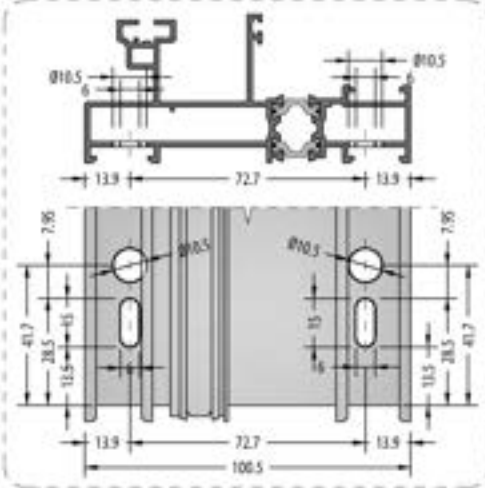
**FRAME ASSEMBLY / KASA UYGULAMA**




**38SLS-101-00**

**DIE-CAST CORNER JOINT**

PİMLİ BAĞLANTI

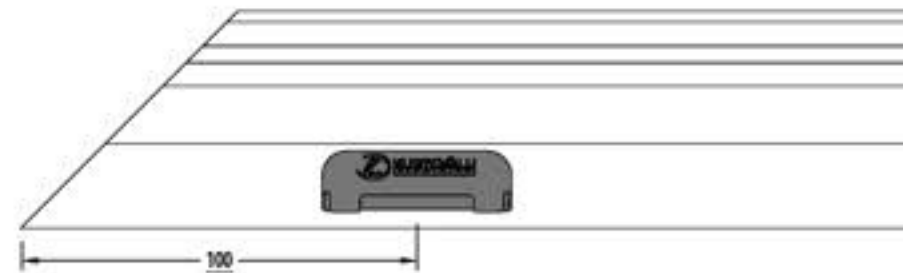
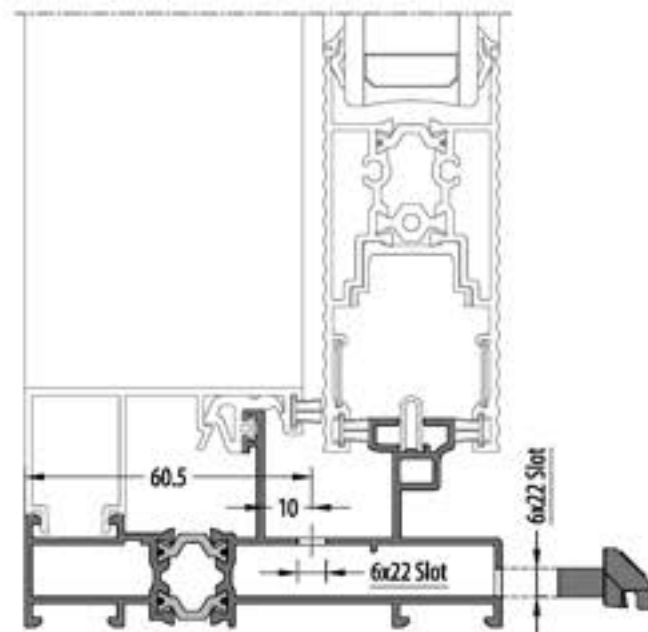
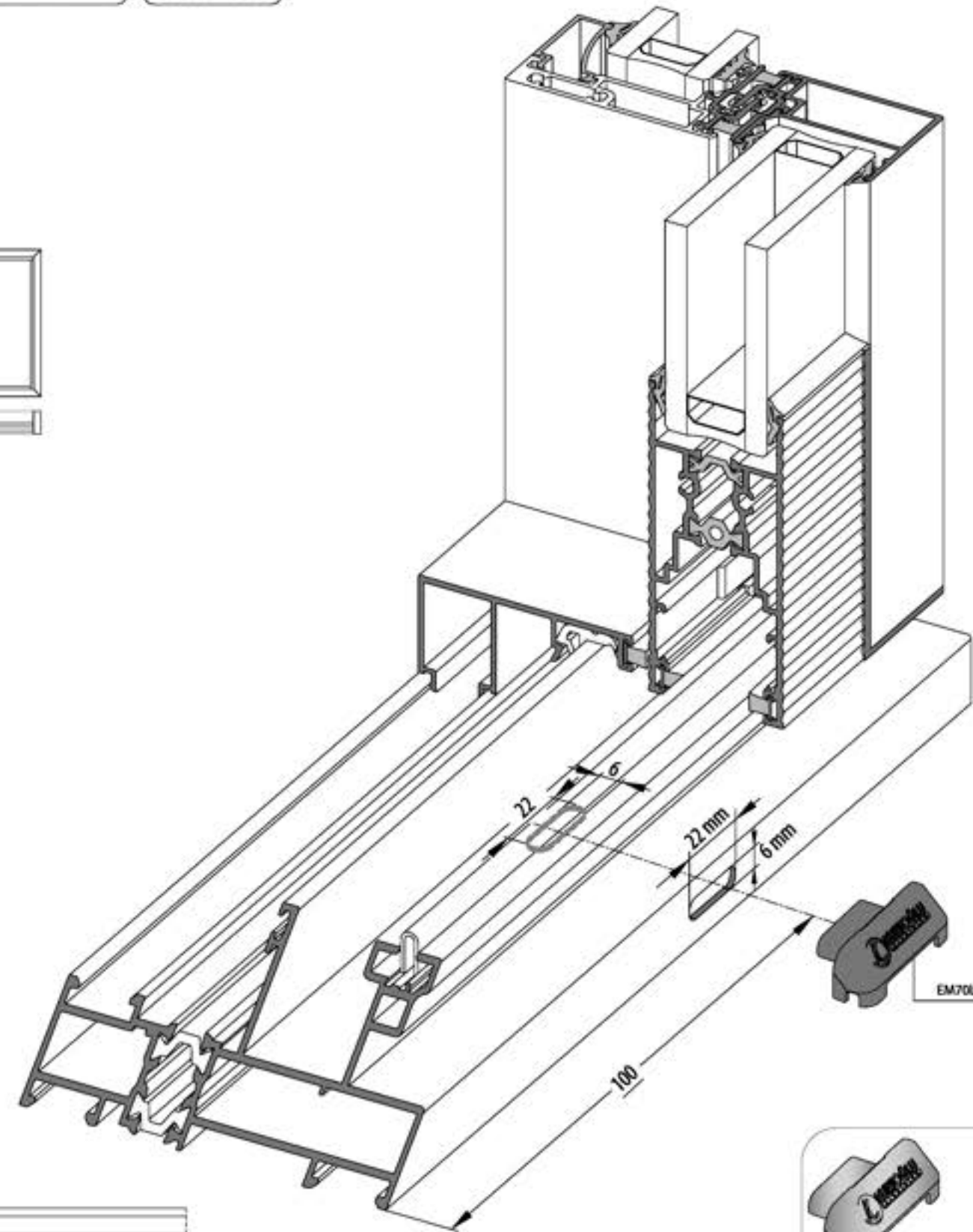
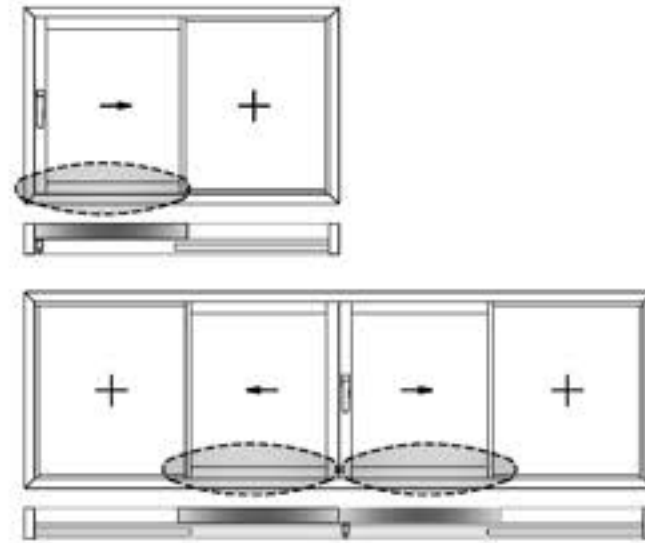
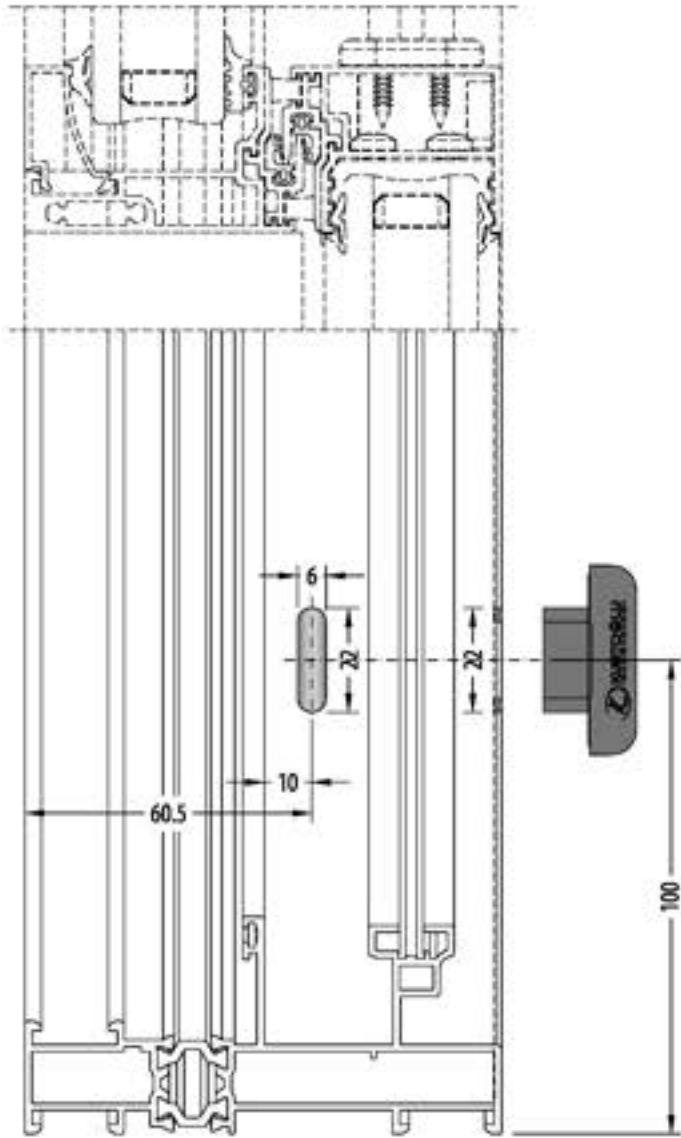
**38SLS-101-00**



 **S** = SILICONE SİLİKON  
 **BS** = EPDM BOND / EPDM BAĞIŞTICI  
 **BS** = BOND AND SEAL / YAPIŞTIRICI VE SIZDIRMAZ

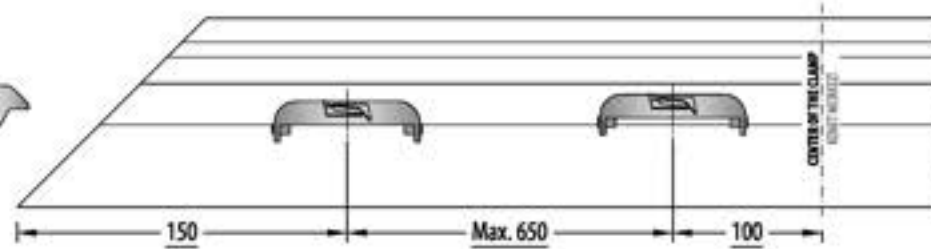
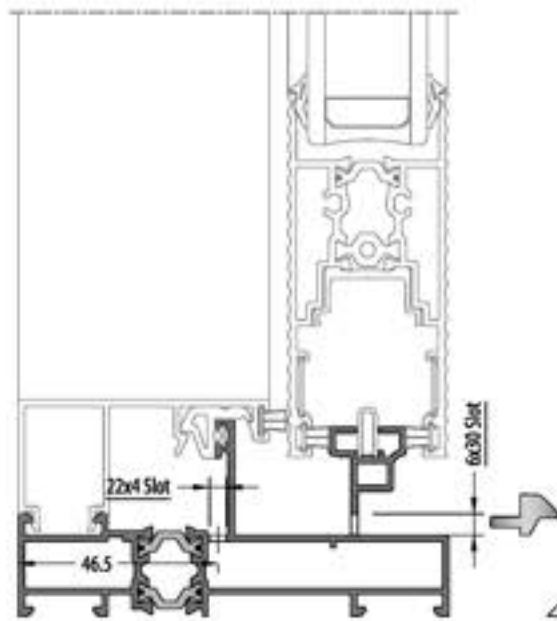
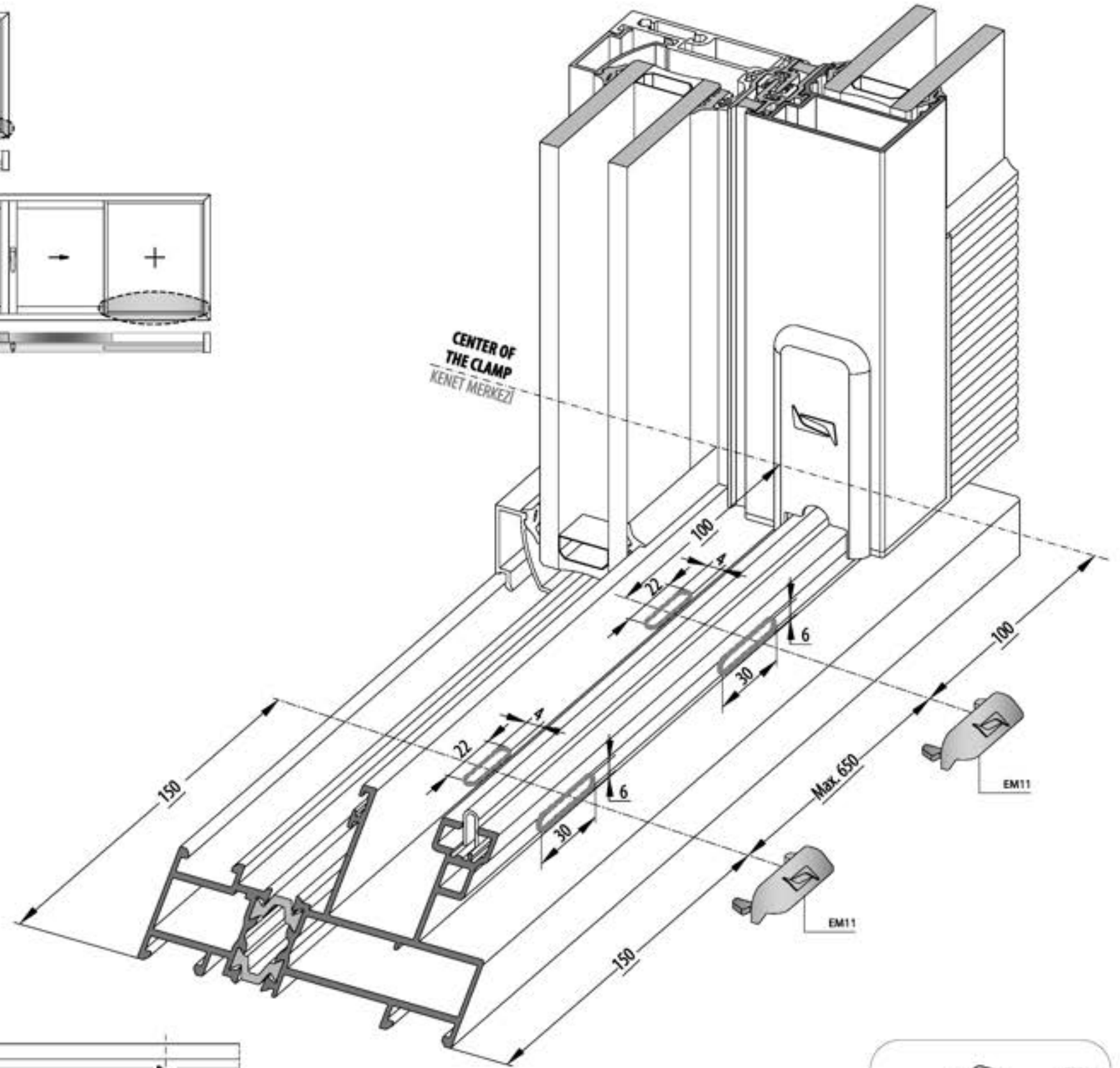
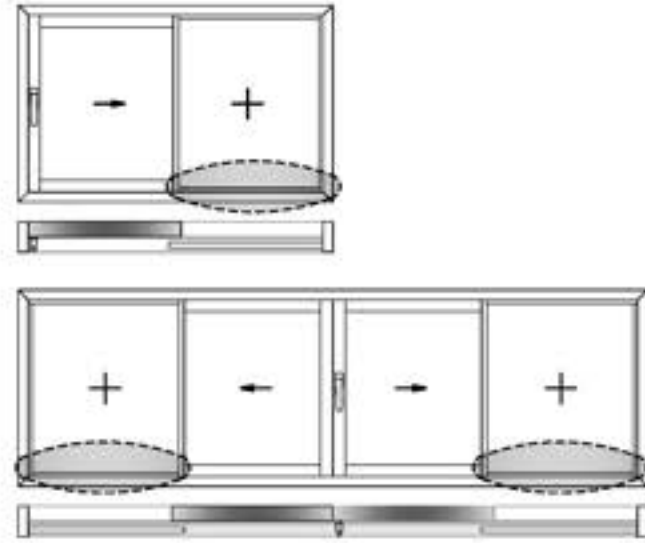
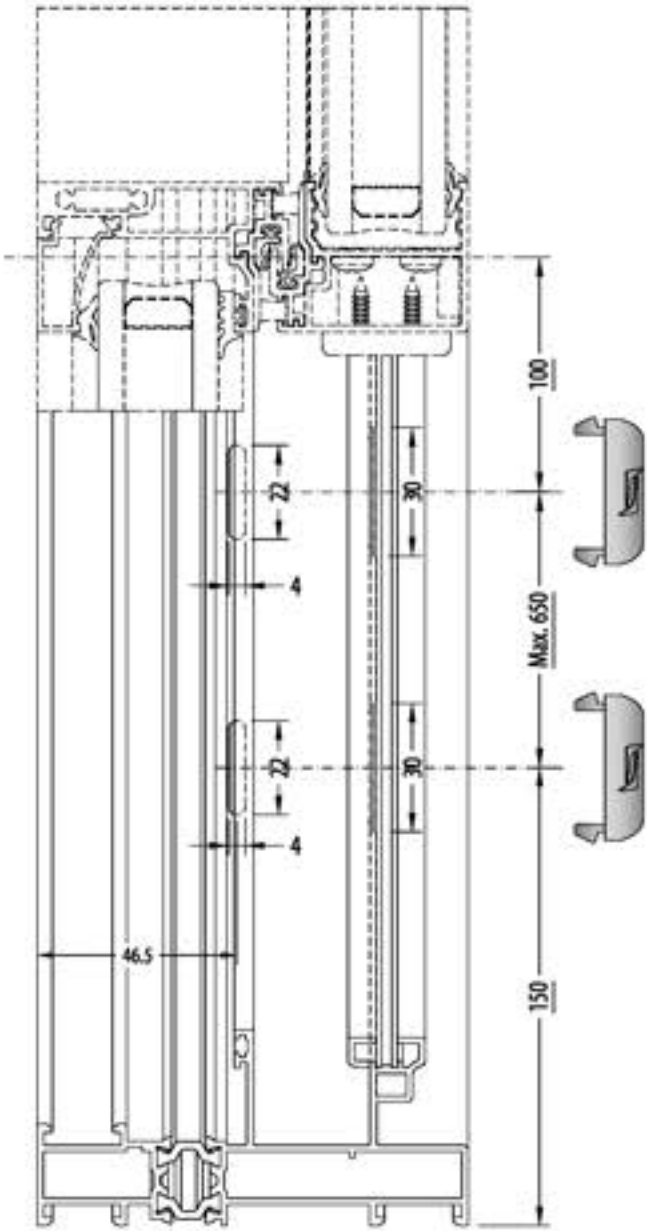
PASSIVE SIDE DRAINAGE / PASİF TARAF TAHLİYE

38SL5-101-00

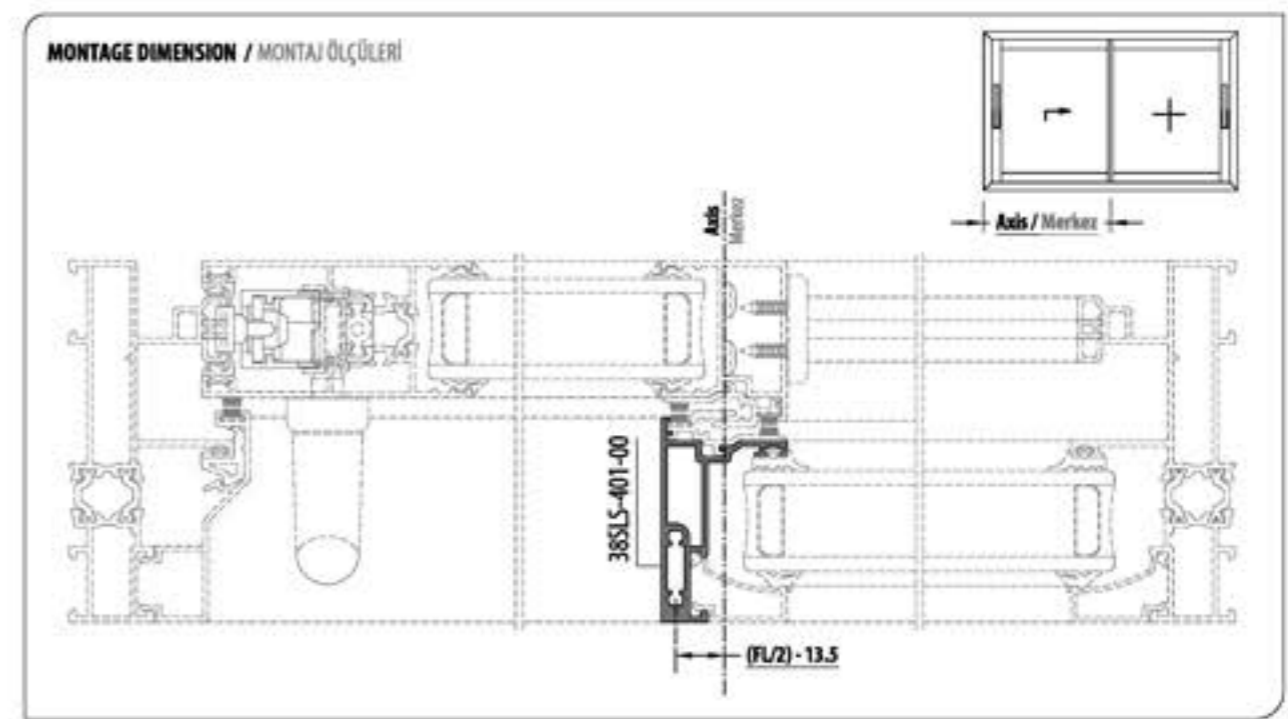
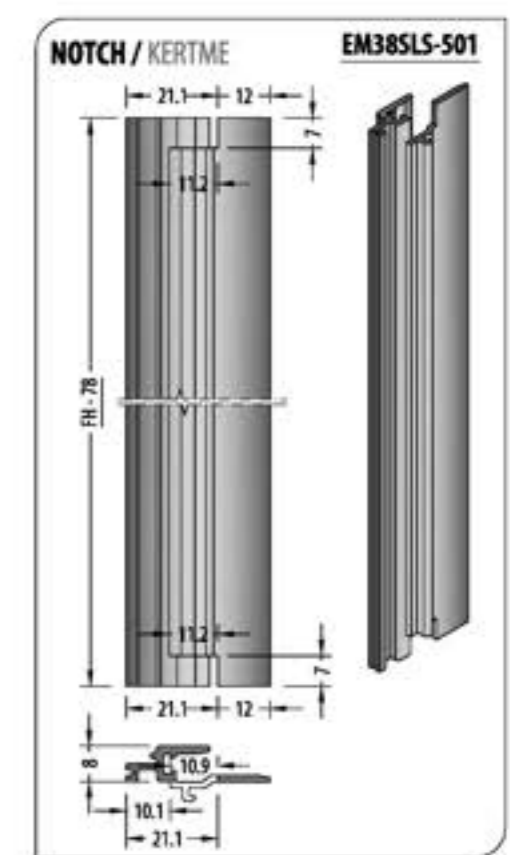
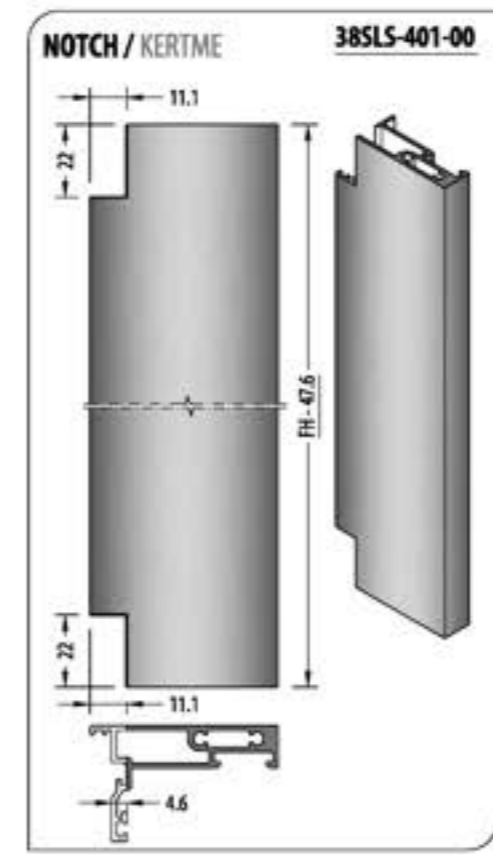
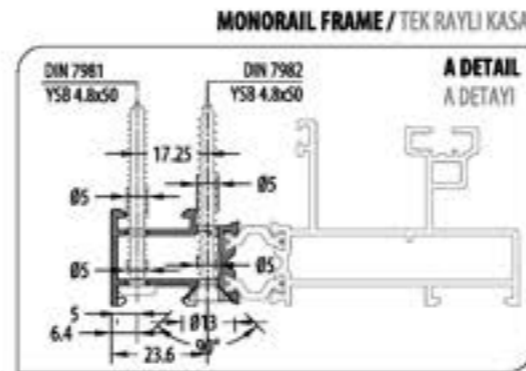
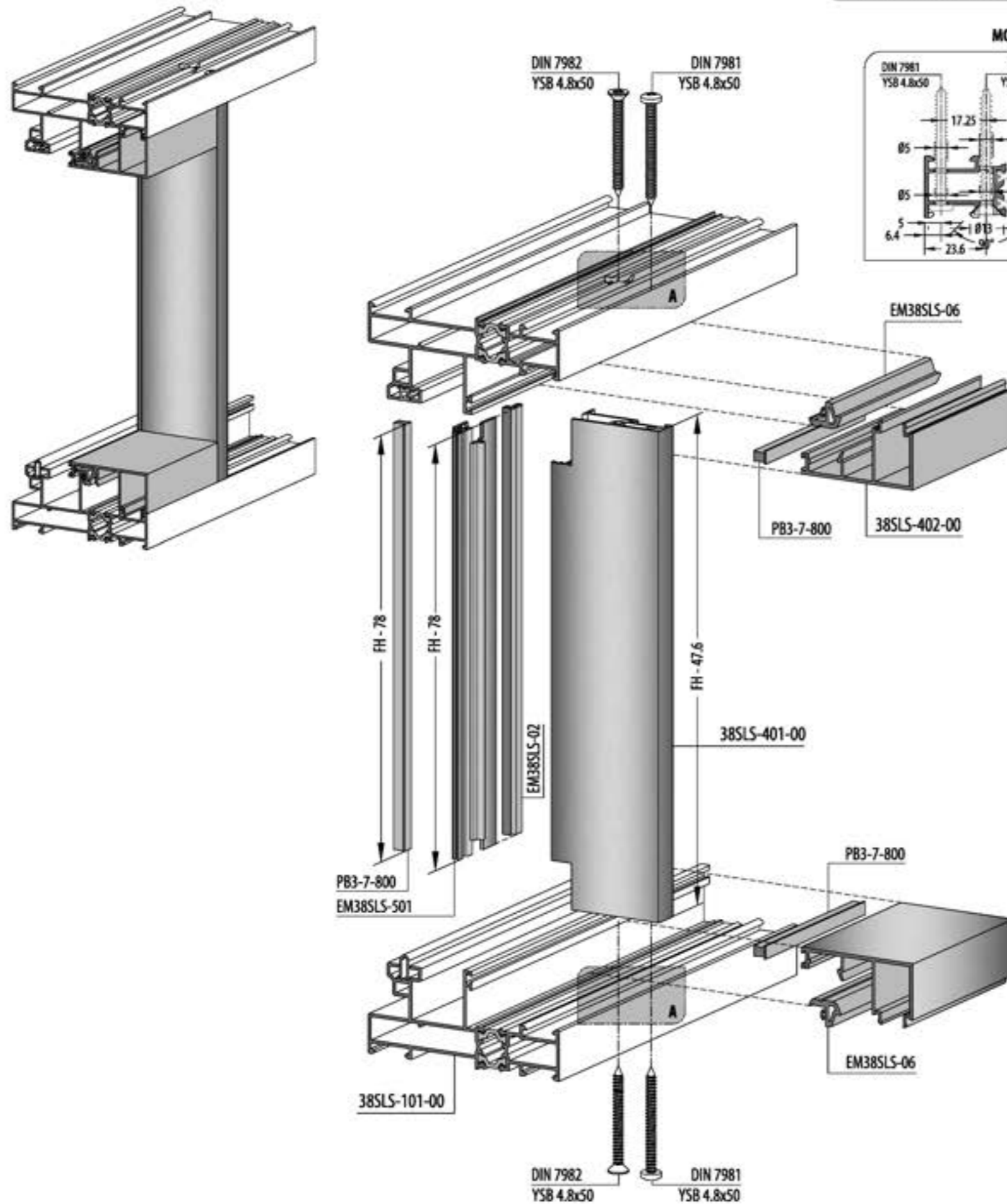


ACTIVE SIDE DRAINAGE / AKTİF TARAF TAHLİYE

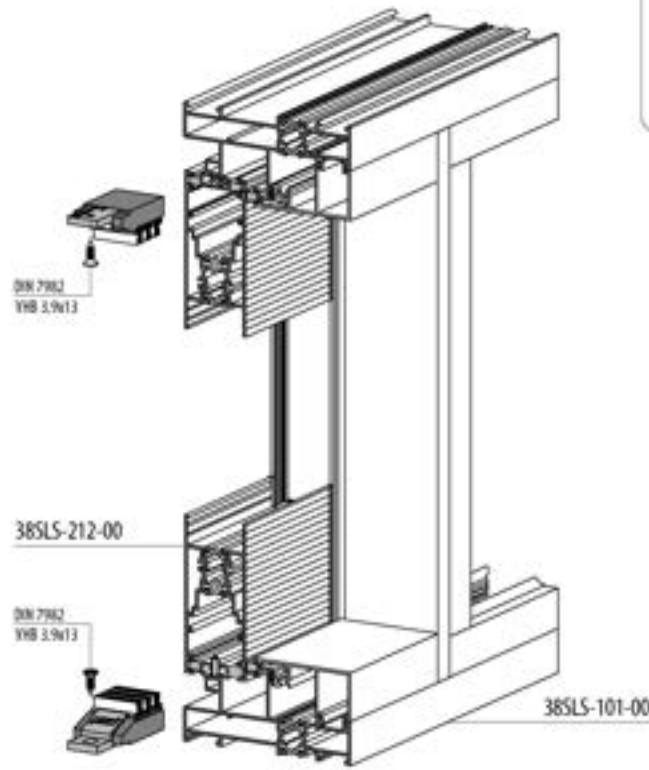
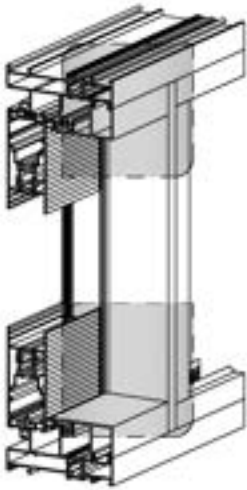
38SLS-101-00



CLAMPING CAP ASSEMBLY / KENET KAPAK MONTAJI



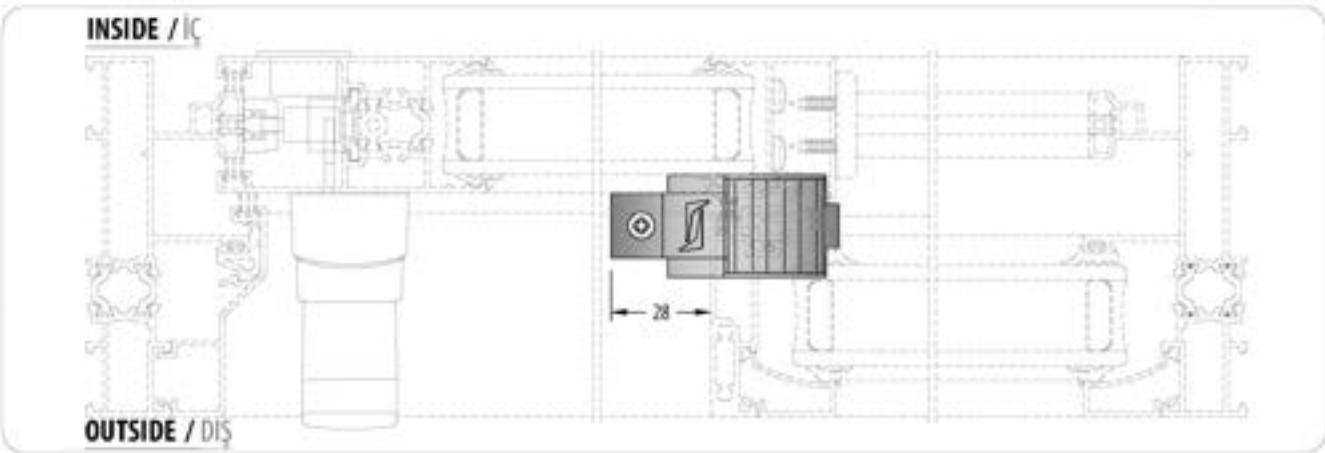
**WEATHER STRIP MONTAGE / HAVA KESİCİ MONTAJI**



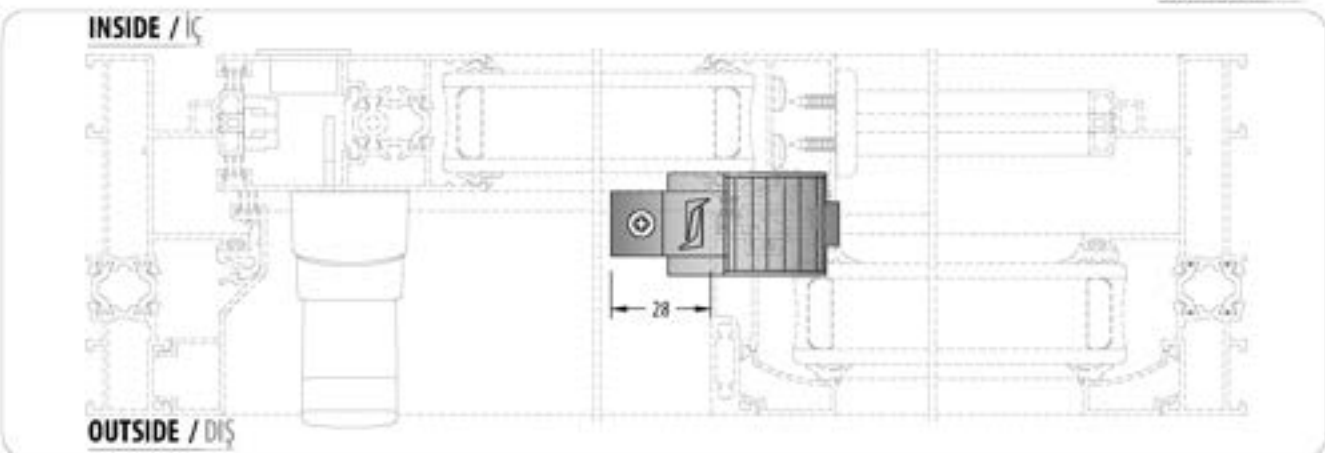
**EM385LS-SD-31**  
**WEATHER**  
**STRIP SET**  
HAVA KESİCİ TAKIMI



**TOP / ÜST**



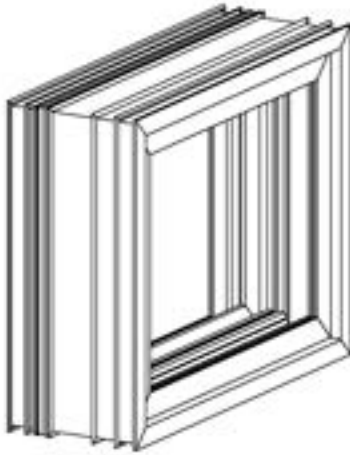
**BOTTOM / ALT**



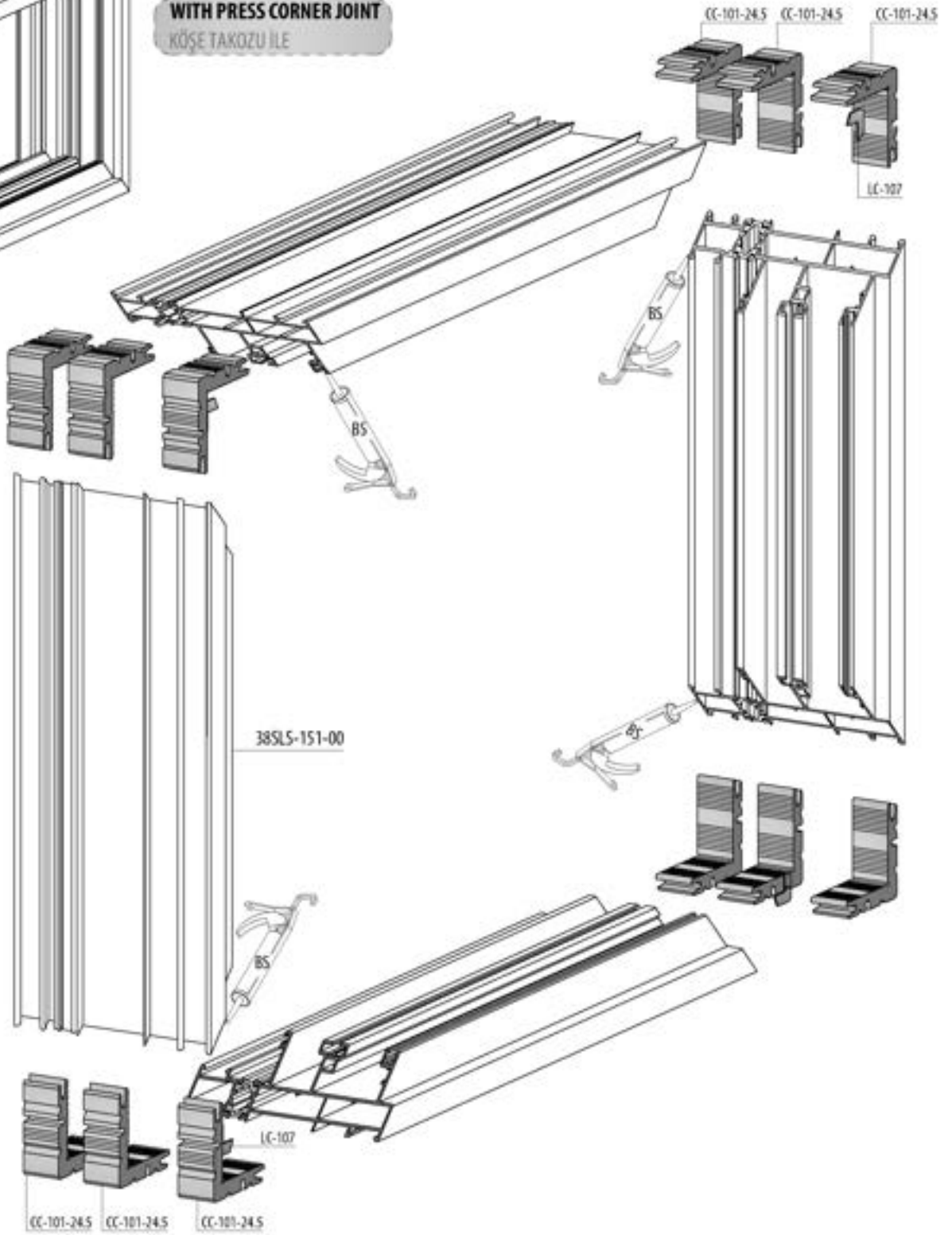
**MONTAGE DIMENSION / MONTAJ ÖLÇÜLERİ**

**FRAME ASSEMBLY / KASA UYGULAMA**

**38SLS-151-00**



**WITH PRESS CORNER JOINT**  
KÖŞE TAKOZU İLE



**S** = SILICONE SİLİKON  
**BS** = EPDM BOND / EPDM KAPATICI  
**BS** = BOND AND SEAL / YAPISITIRICI VE SIZDIRMAZ

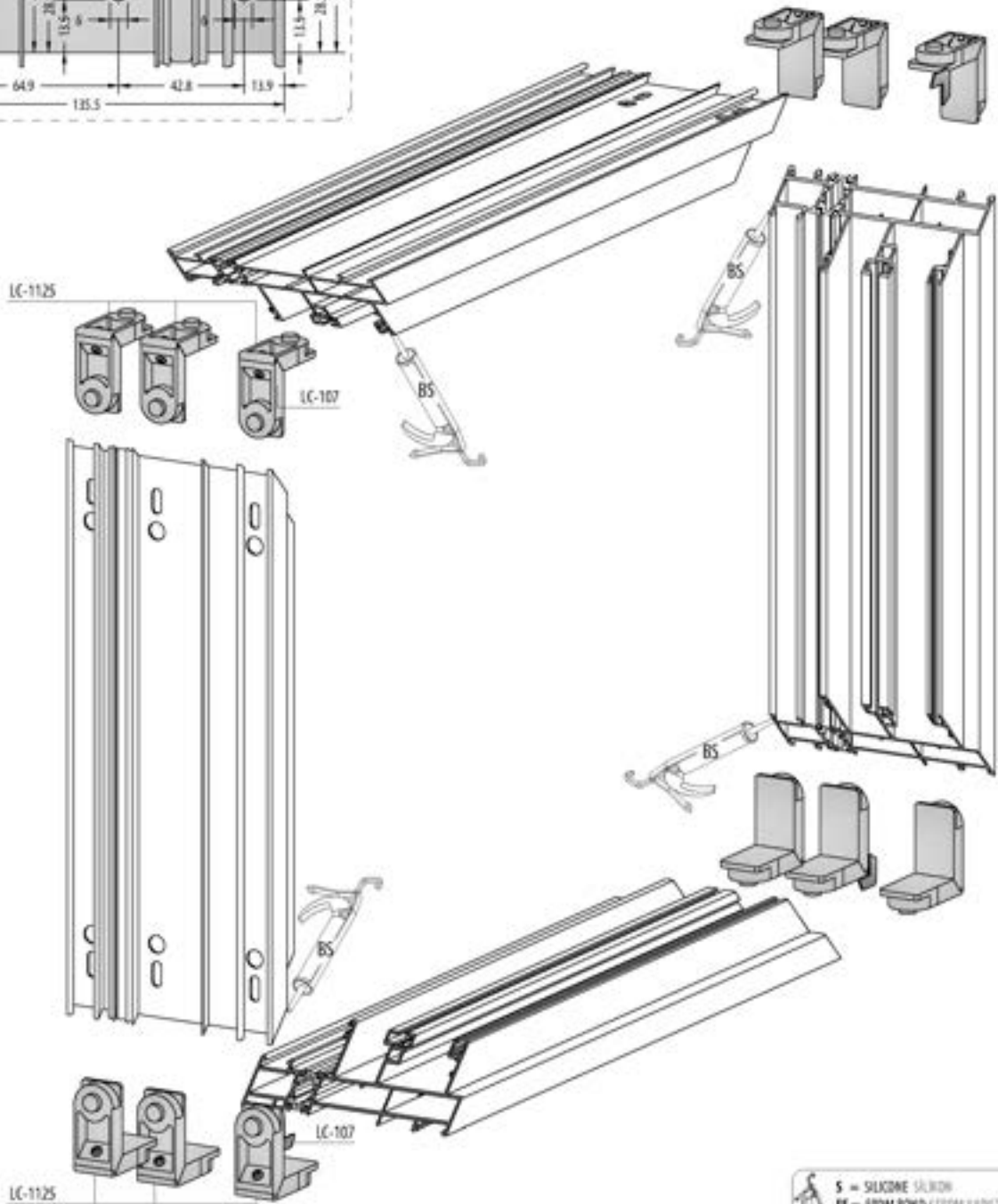
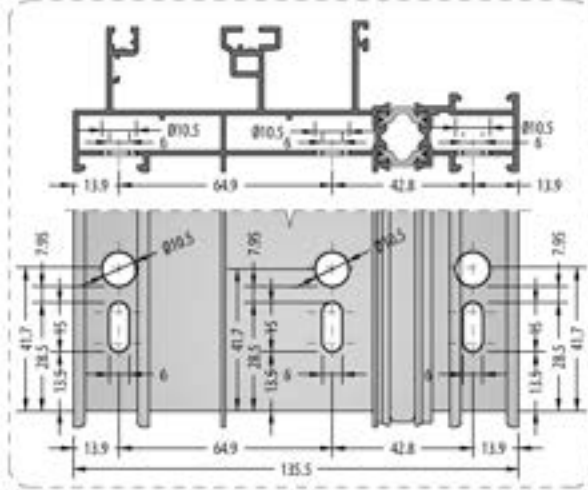
**FRAME ASSEMBLY / KASA UYGULAMA**

**38SLS-151-00**

**DIE-CAST CORNER JOINT**

PİMLİ BAĞLANTI

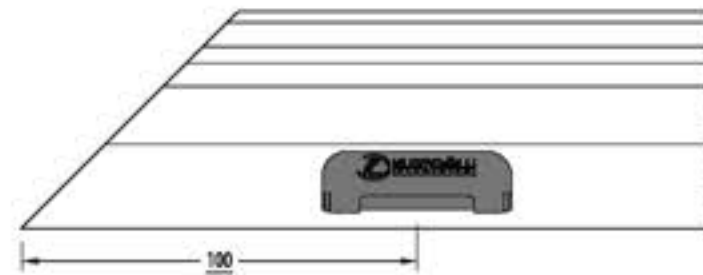
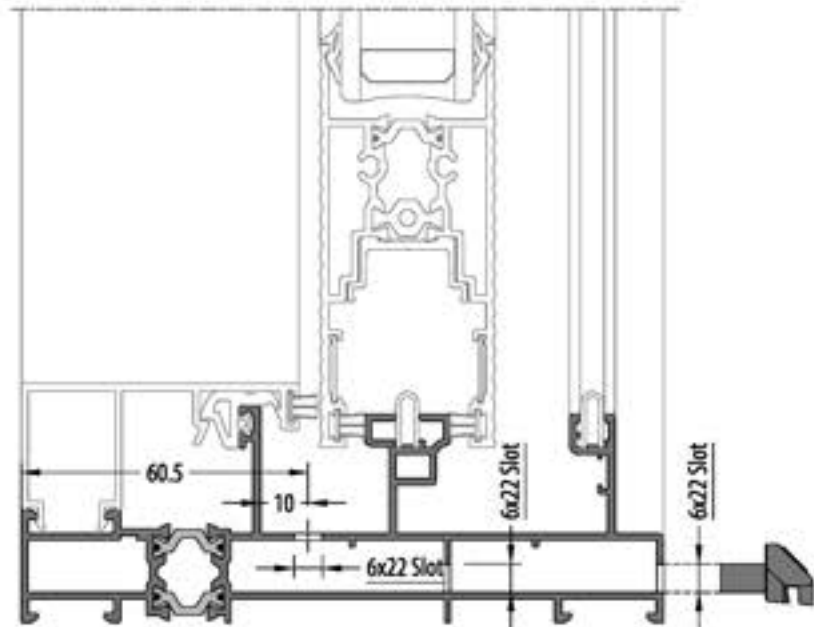
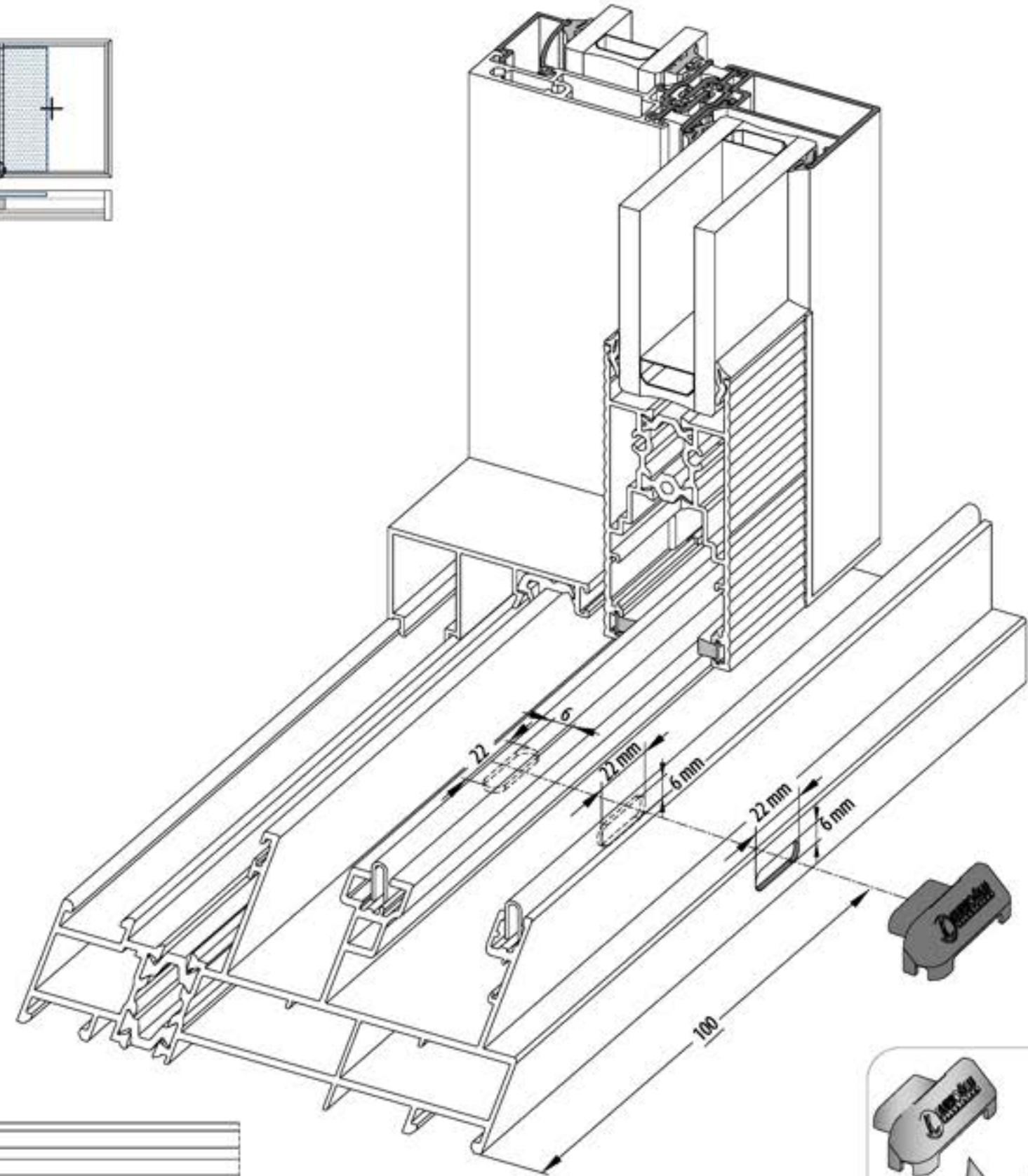
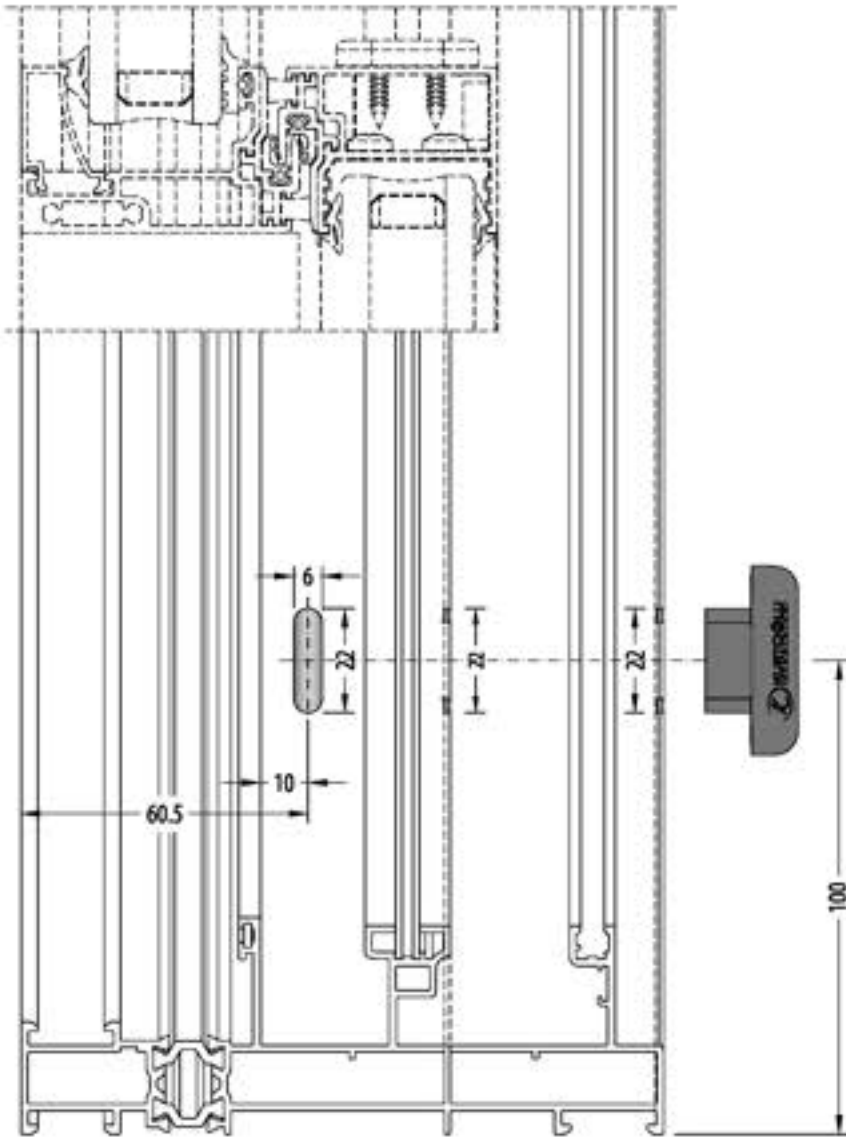
**38SLS-151-00**



S = SILICONE SİLİKON  
 BS = EPDM BOND / EPDM KAPISIZI  
 BS = BOND AND SEAL / YAPIŞTIRICI VE SIZDIRMAZ

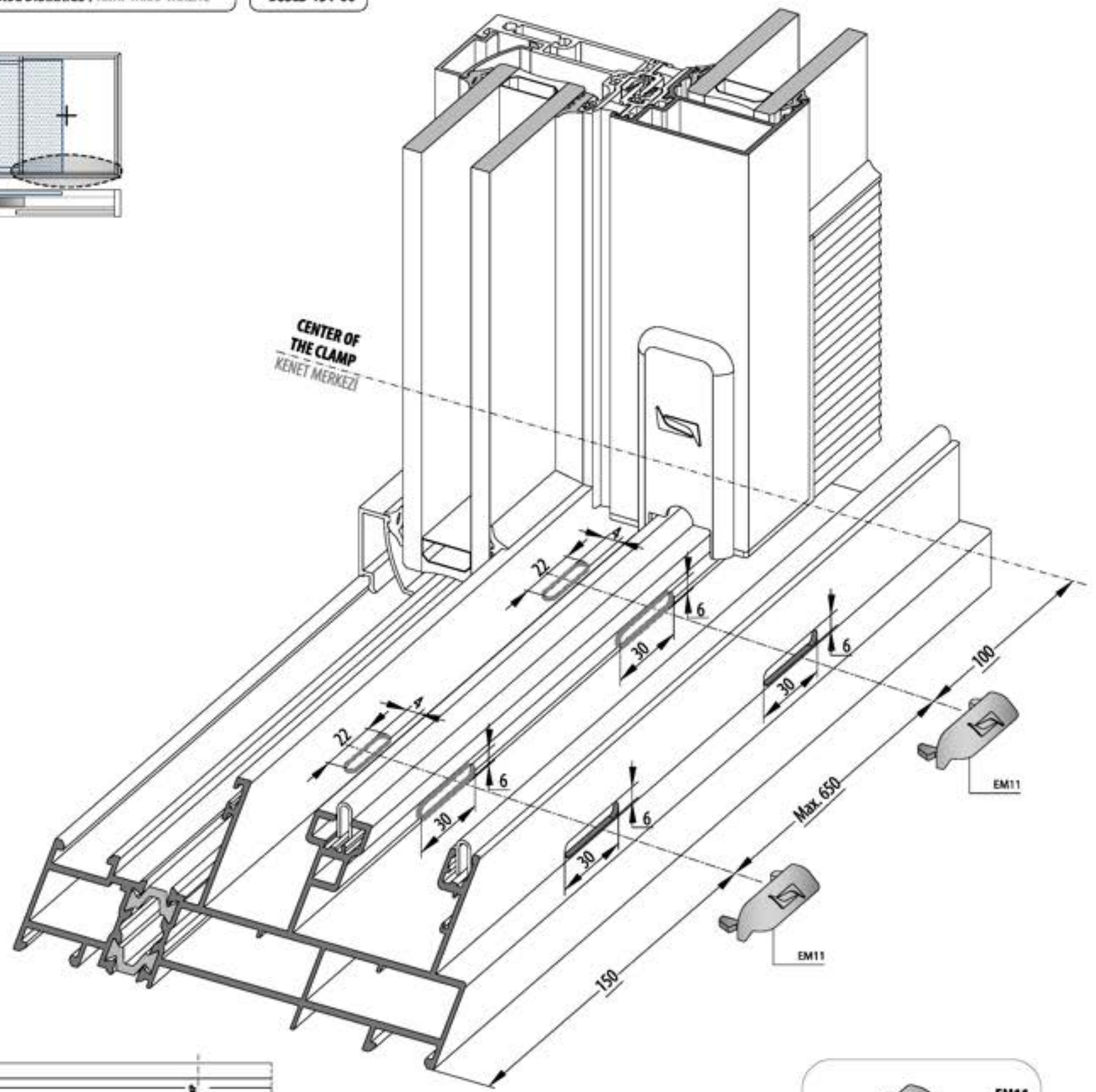
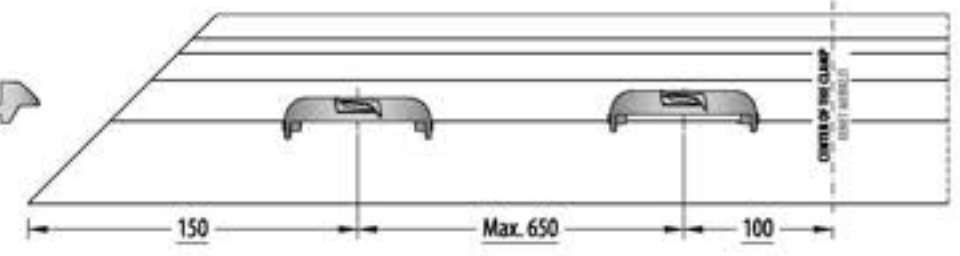
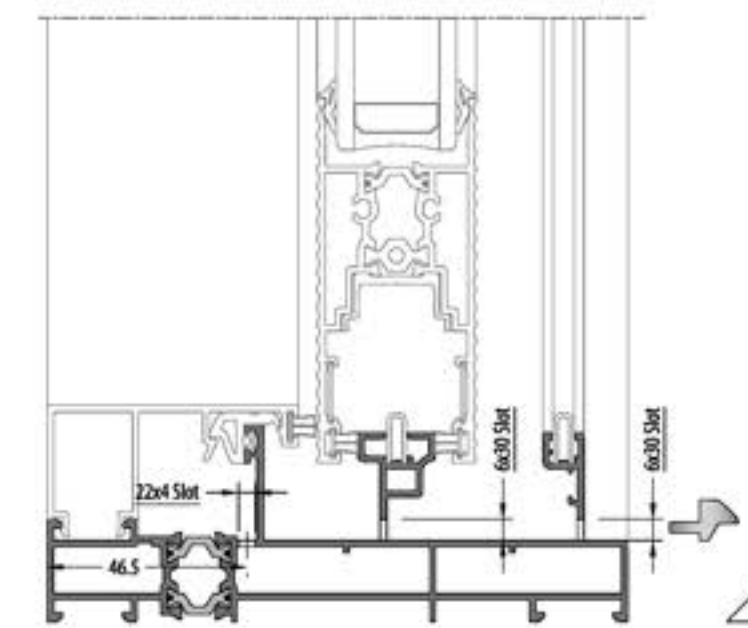
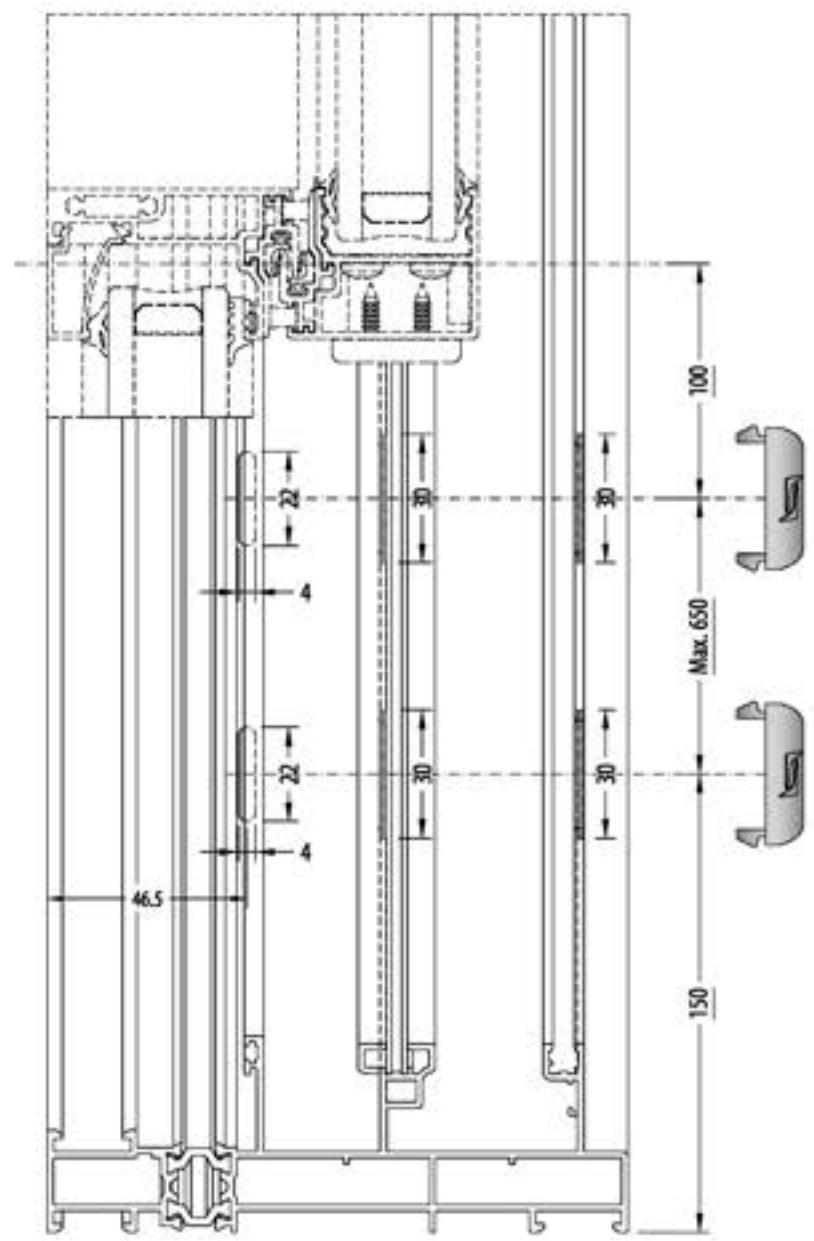
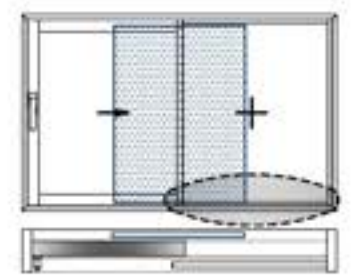
PASSIVE SIDE DRAINAGE / PASIF TARAF TAHLİYE

38SL5-151-00



**ACTIVE SIDE DRAINAGE / AKTIF TARAF TAHLİYE**

**38SLS-151-00**





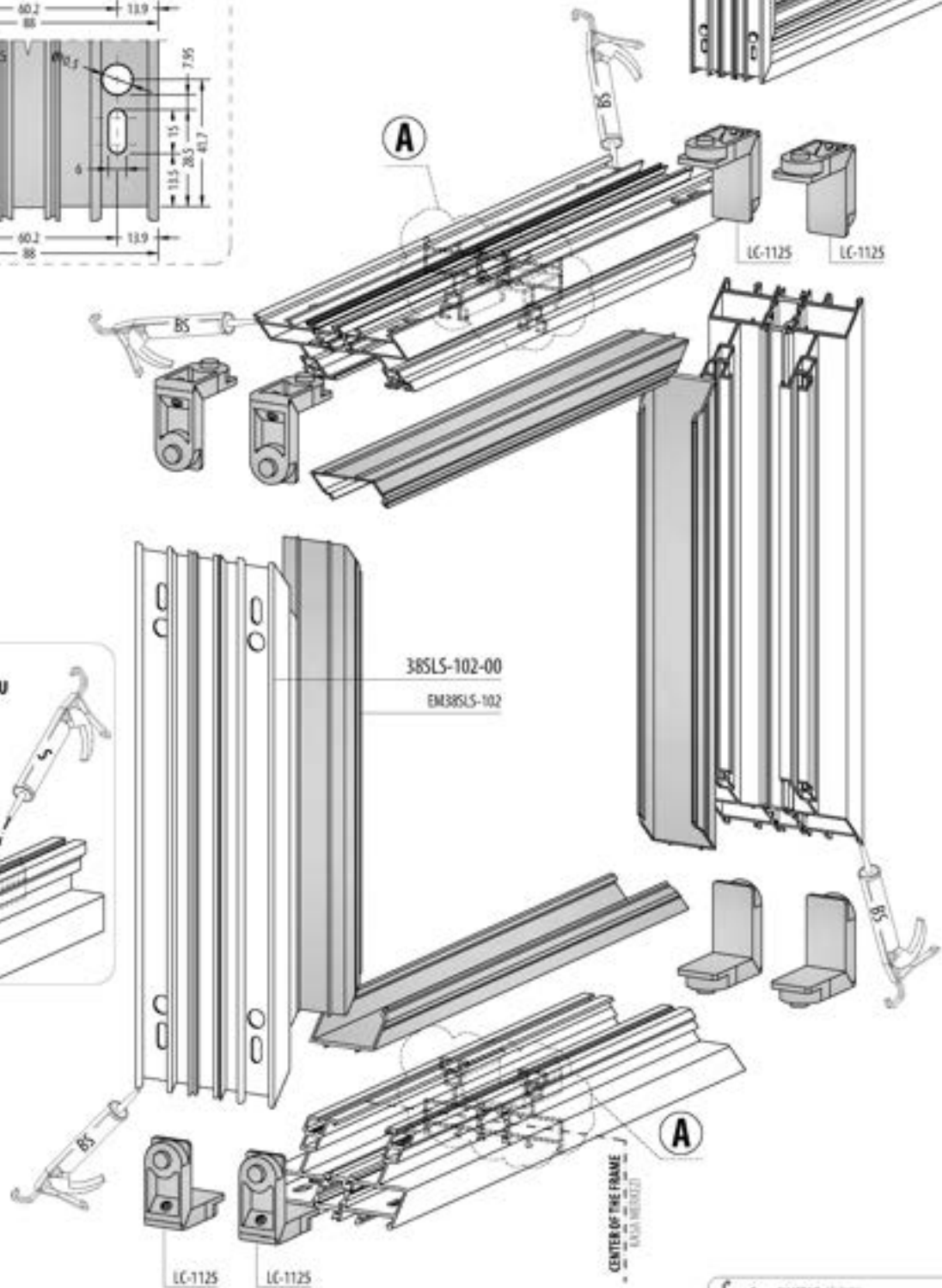
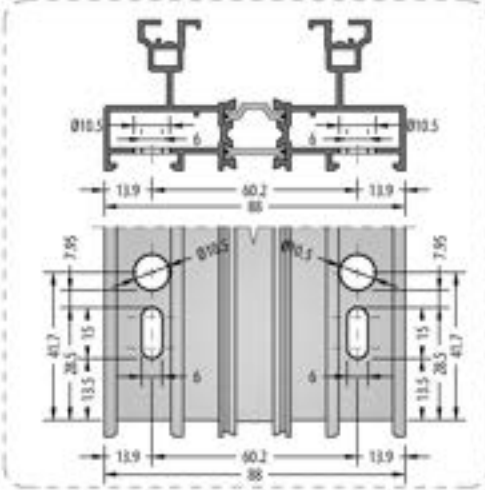
**FRAME ASSEMBLY / KASA UYGULAMA**

**38SLS-102-00**

**DIE-CAST CORNER JOINT**

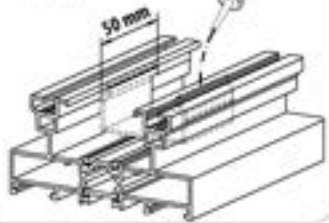
**38SLS-102-00**

**PİMLİ BAĞLANTI**



**A** **FILL WITH SILICONE**  
(Between frame and U  
PVC profile)

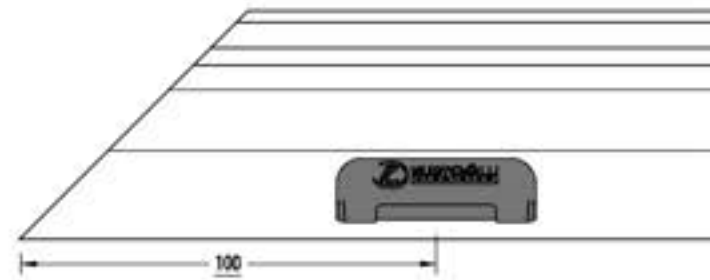
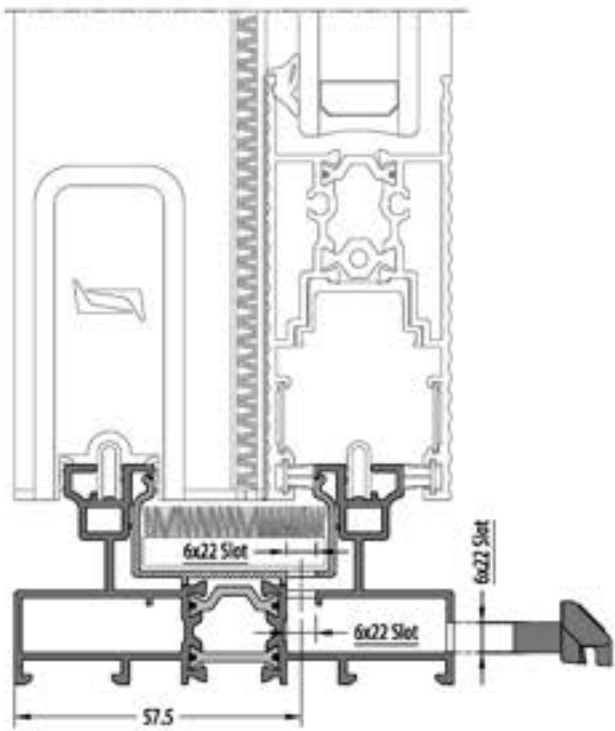
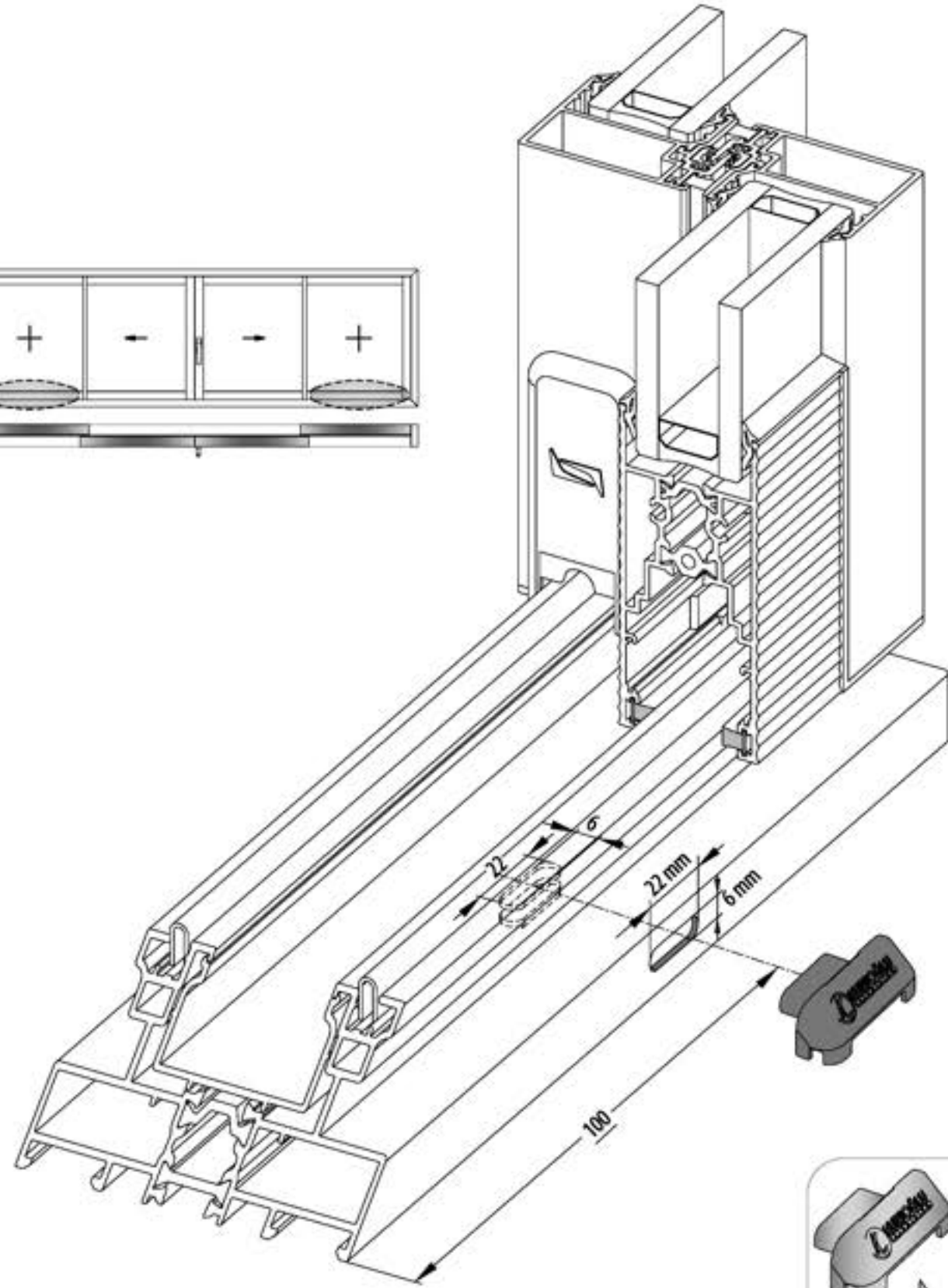
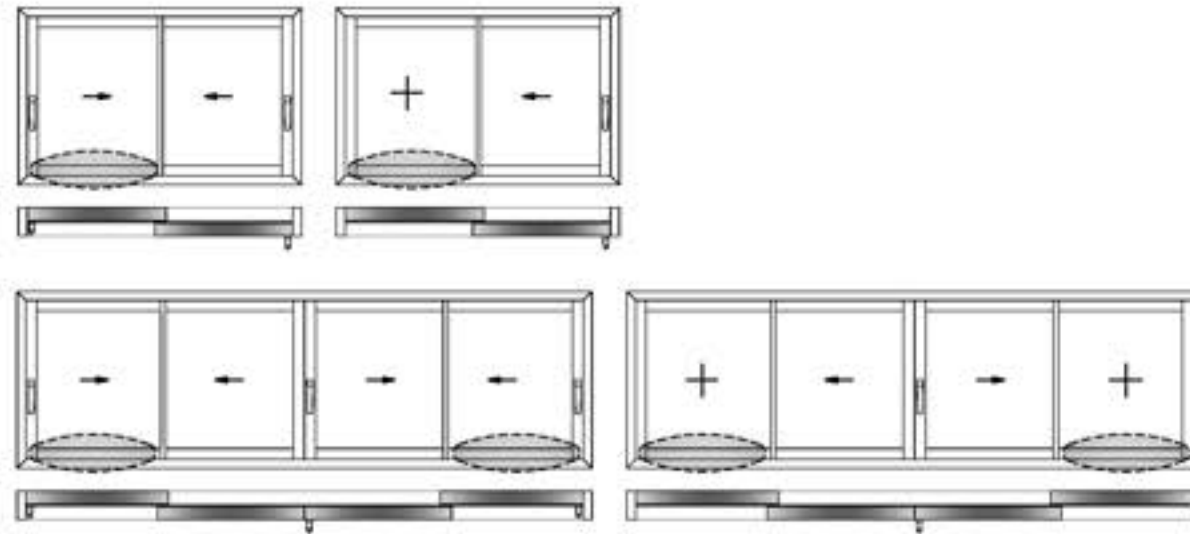
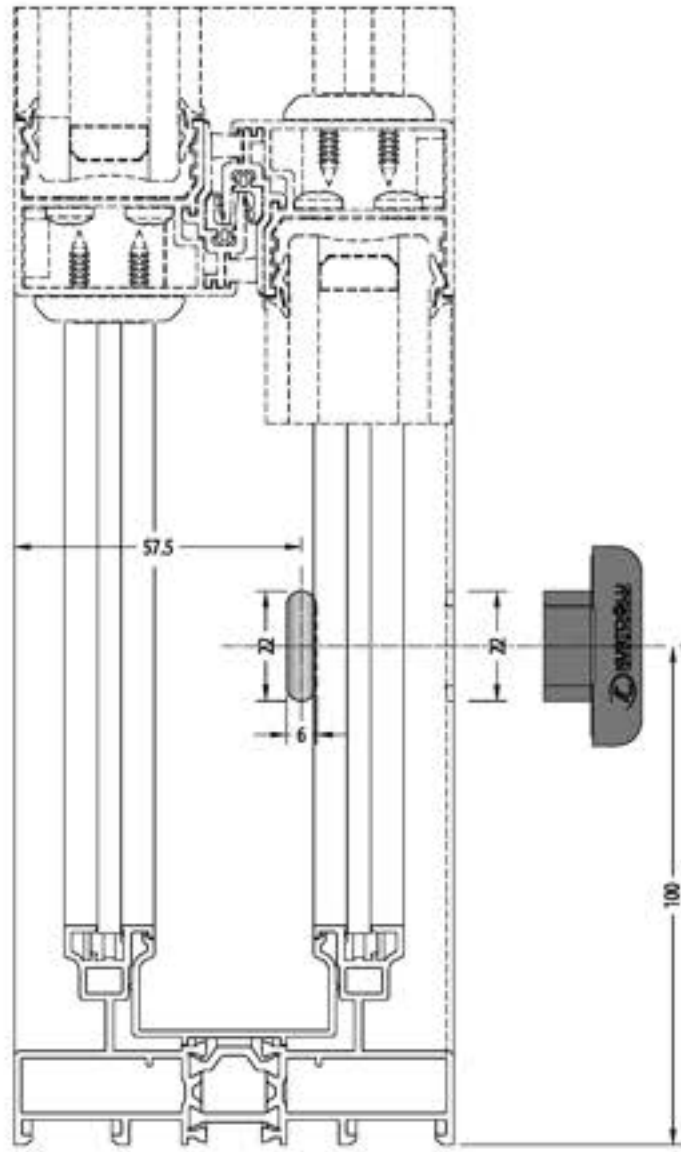
SİLİKON İLE DOLDUR  
(Kasa ve U PVC Profil  
arasını)



**S** = SILICONE / SİLİKON  
**ES** = EPDM BOND / EPDM KAPLIĞI  
**BS** = BOND AND SEAL / YAPILTI/İBOL VE SIZDIRMAZ

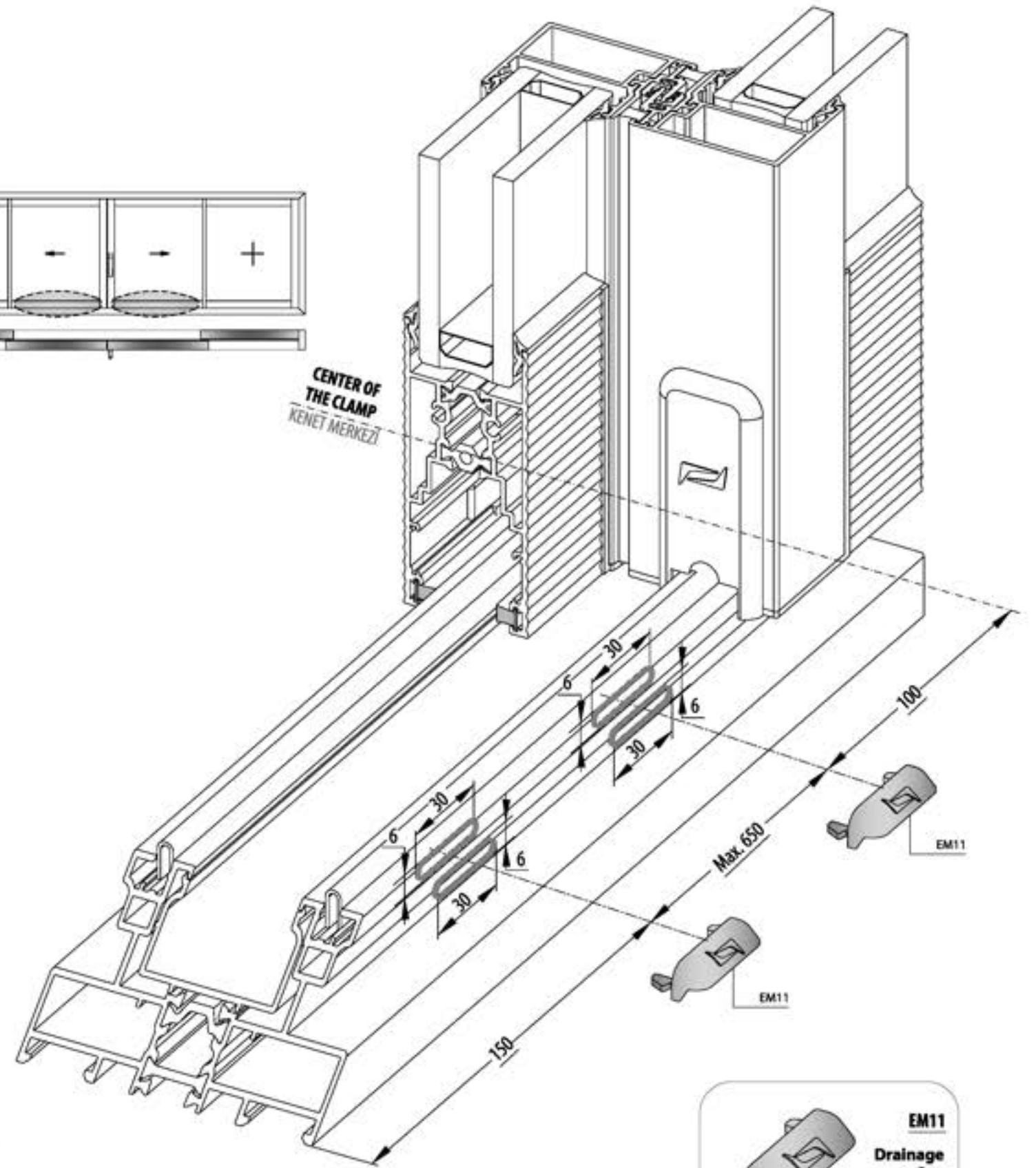
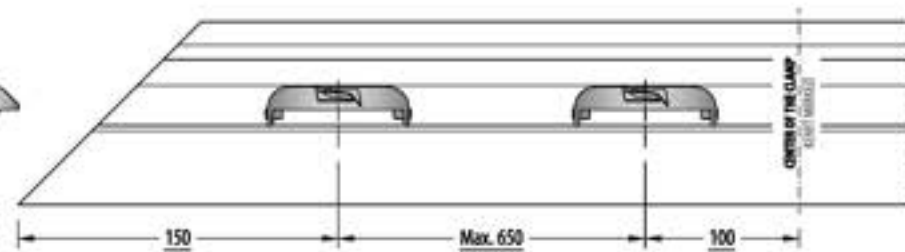
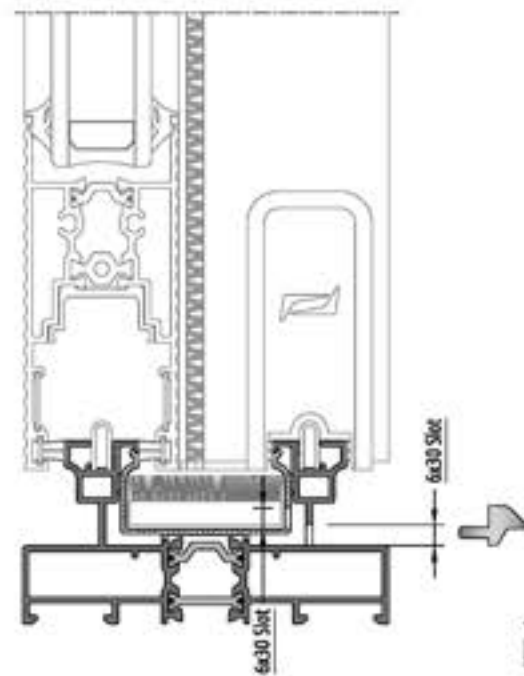
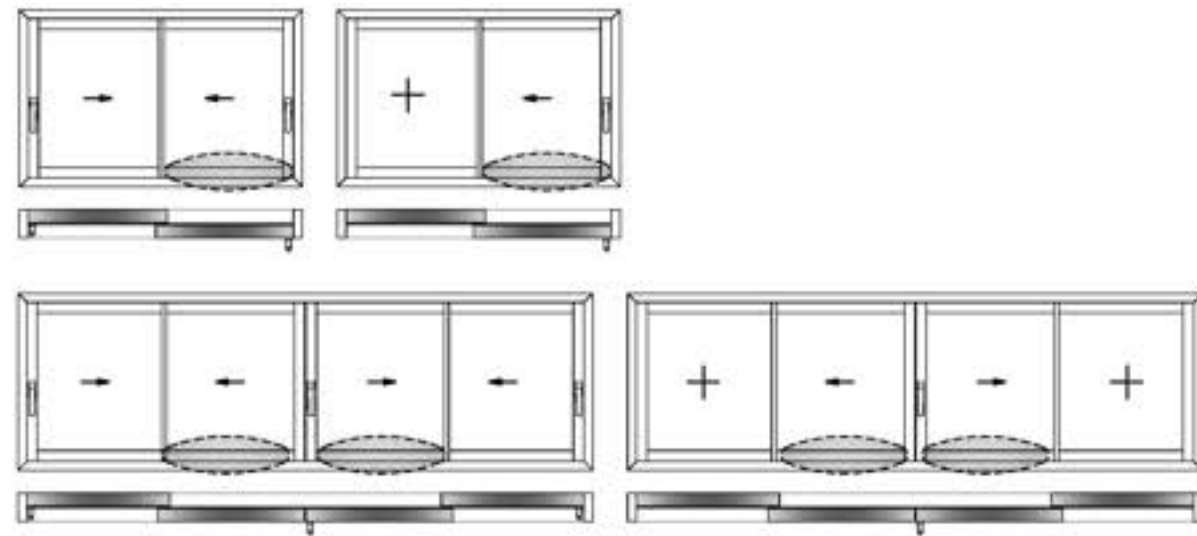
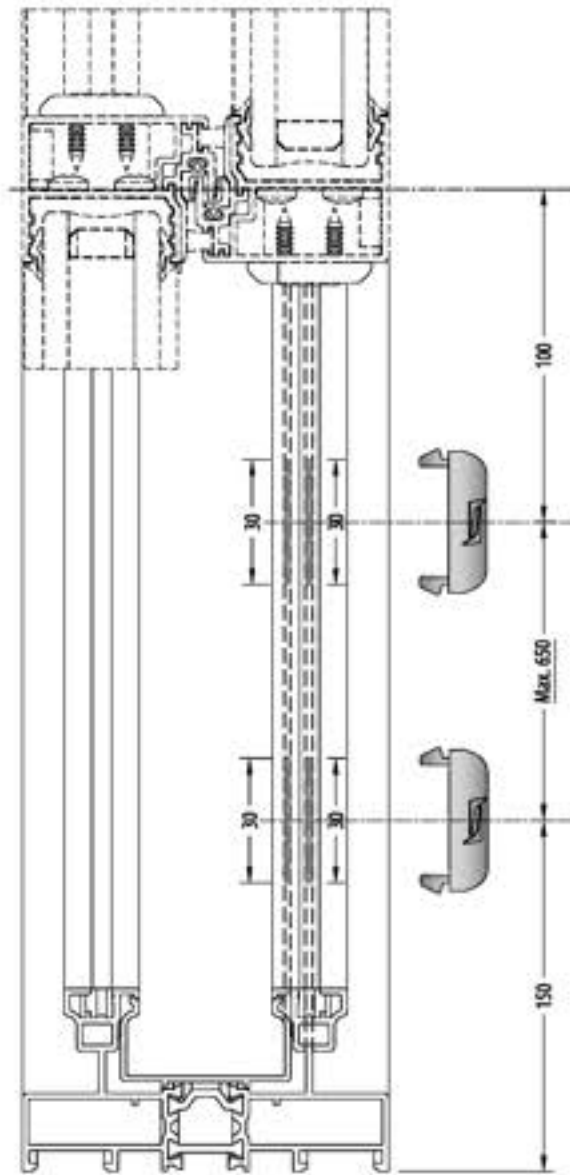
PASSIVE SIDE DRAINAGE / PASİF TARAF TAHLİYE

38SLS-102-00

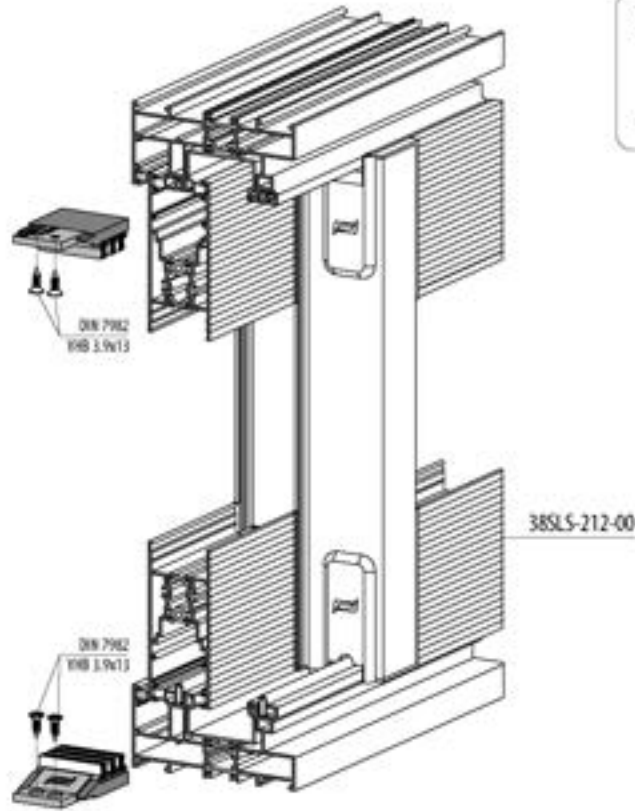
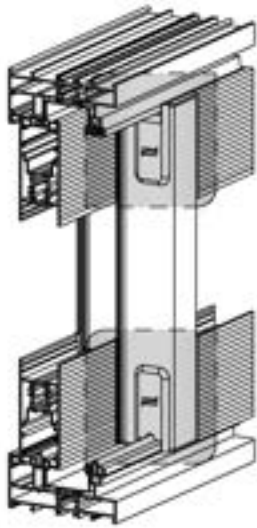


ACTIVE SIDE DRAINAGE / AKTIF TARAF TAHLİYE

38SL5-102-00



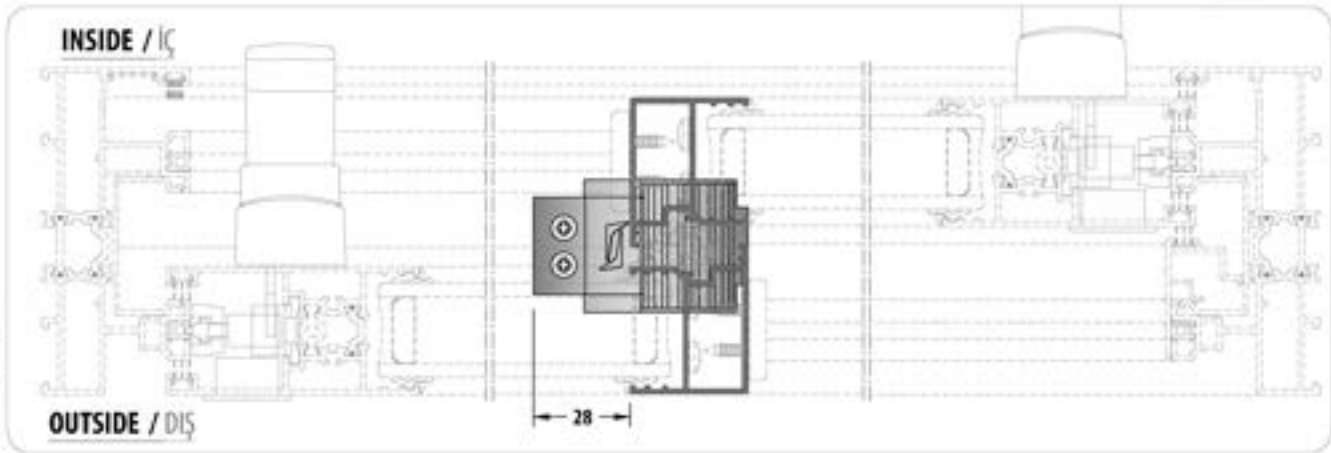
**WEATHER STRIP MONTAGE / HAVA KESİCİ MONTAJI**



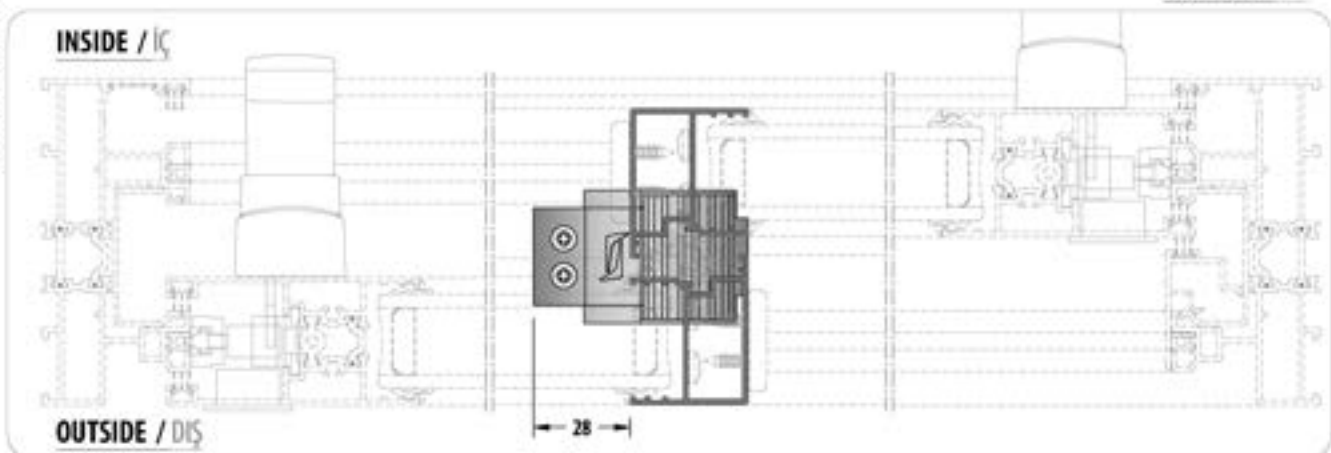
**EM38SL5-SD-32**  
**WEATHER STRIP SET**  
2'LI KASA  
HAVA KESİCİ TAKIMI



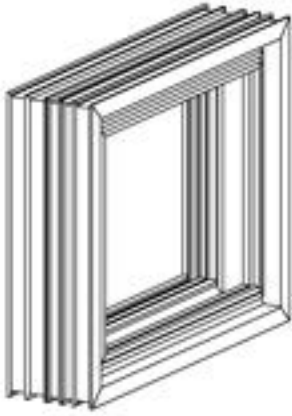
**TOP / ÜST**



**BOTTOM / ALT**



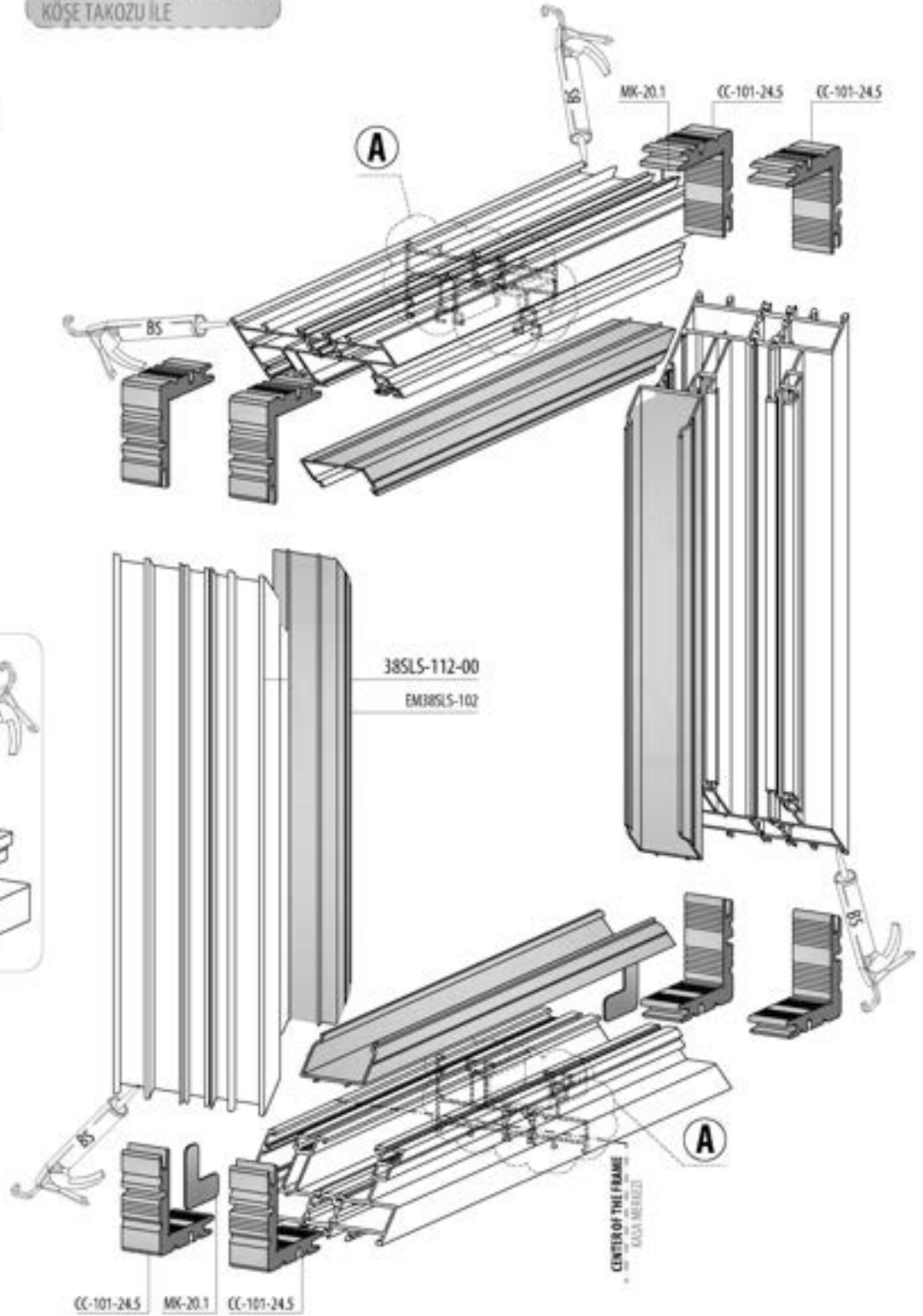
**MONTAGE DIMENSION / MONTAJ ÖLÇÜLERİ**



**FRAME ASSEMBLY / KASA UYGULAMA**

**38SLS-112-00**

**WITH PRESS CORNER JOINT  
KÖŞE TAKOZU İLE**



**S** = SILICONE / SİLİKON  
**BS** = EPDM BOND / EPDM KAPATICI  
**BS** = BOND AND SEAL / YAPILTIKICI VE SIZDIRMAZ

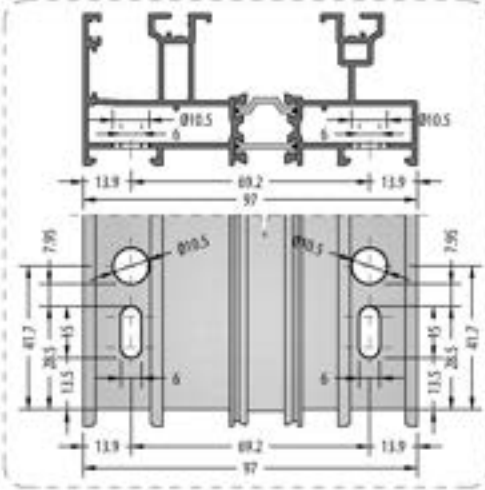
**FRAME ASSEMBLY / KASA UYGULAMA**

**38SLS-112-00**

**DIE-CAST CORNER JOINT**

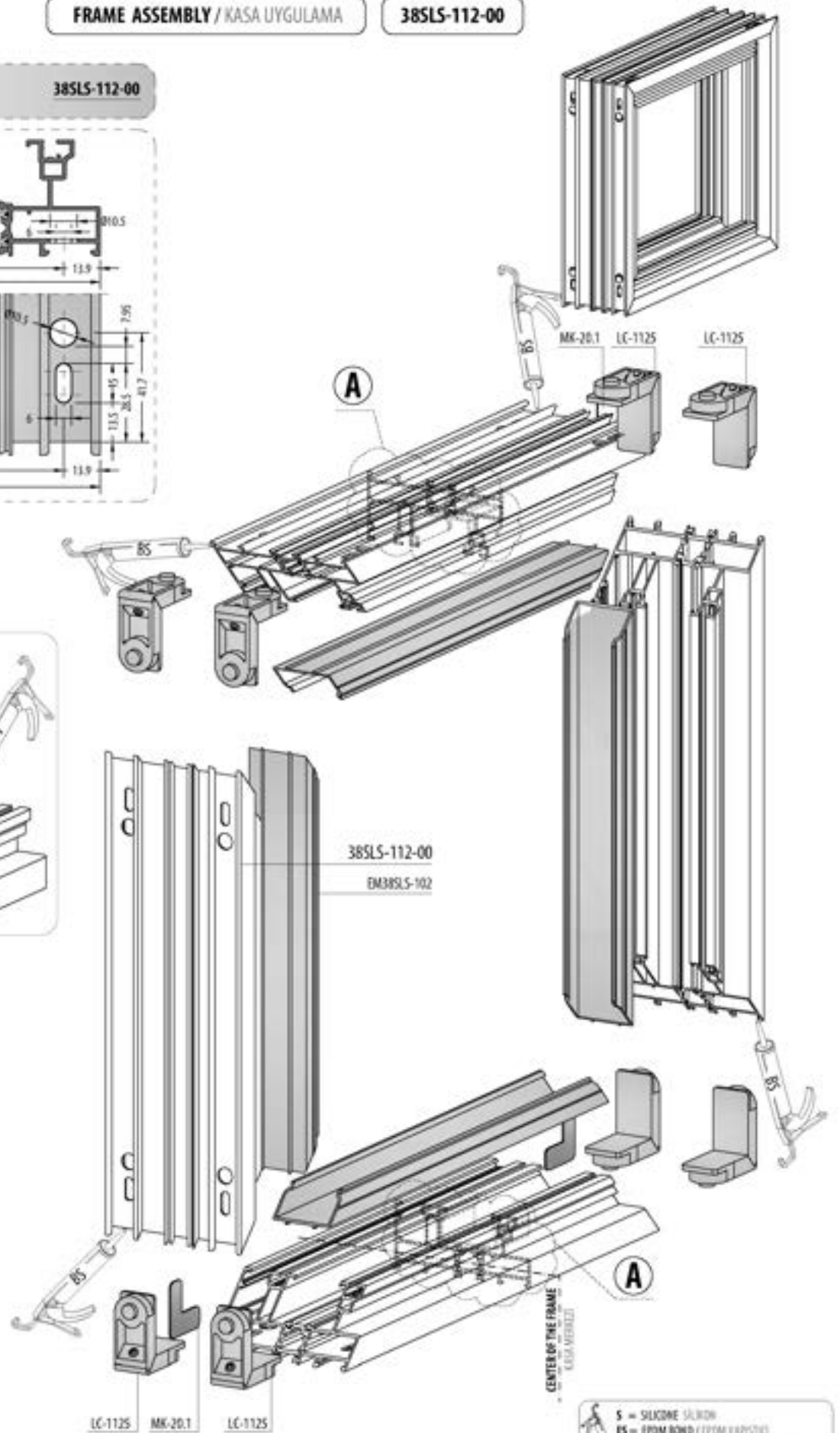
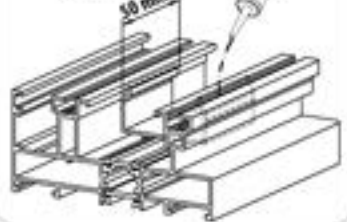
**38SLS-112-00**

PİMLİ BAĞLANTI



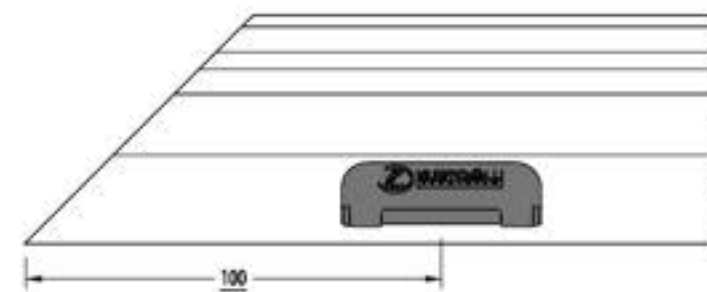
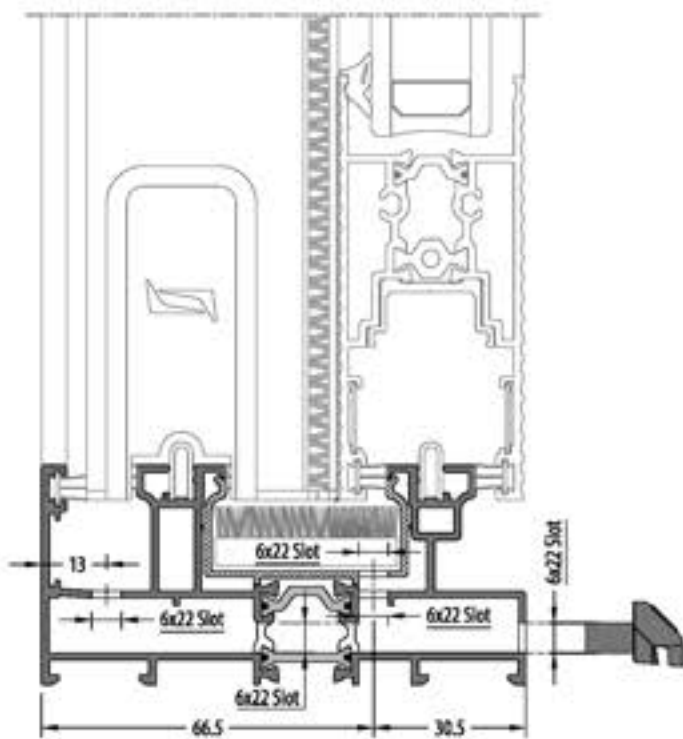
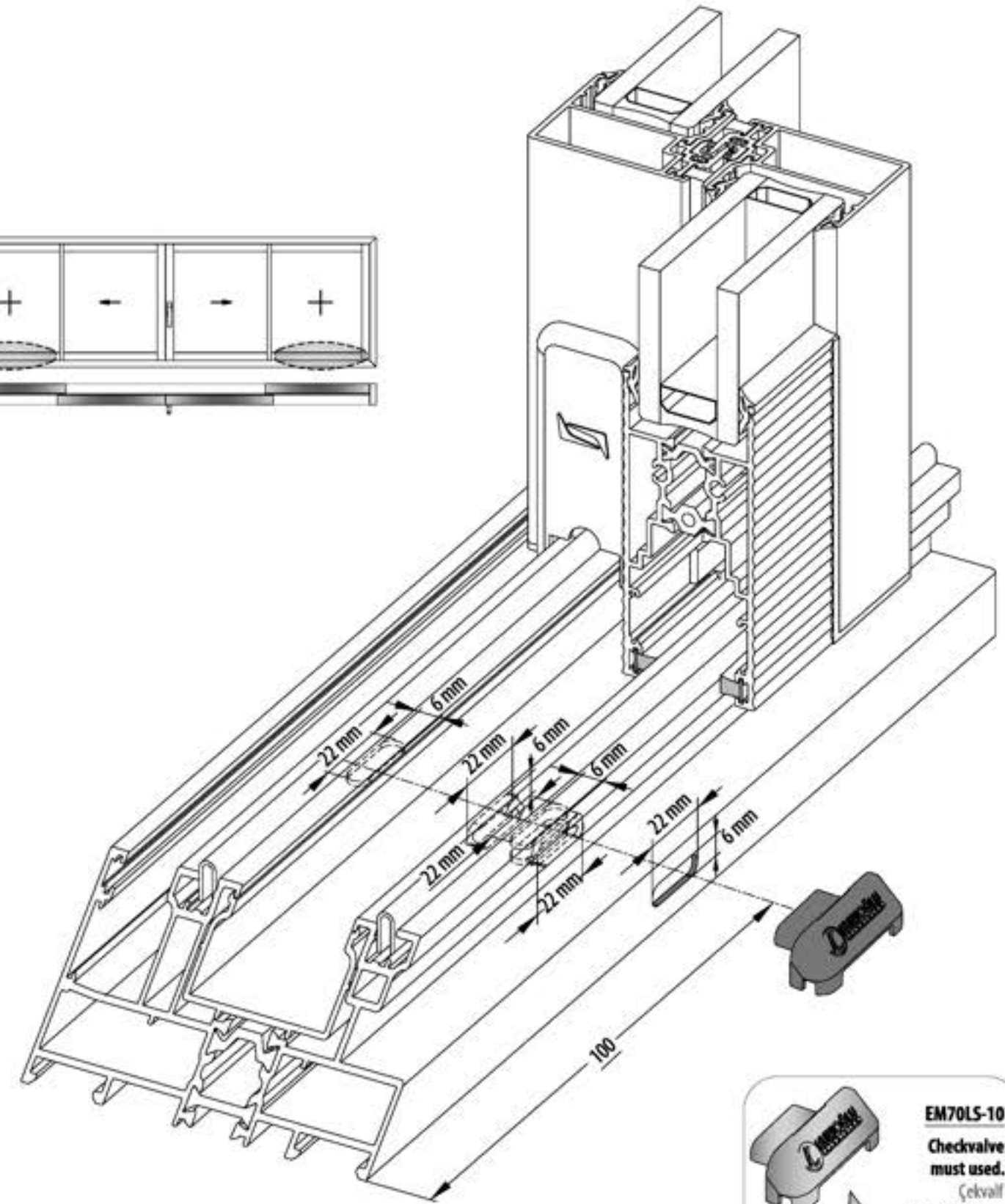
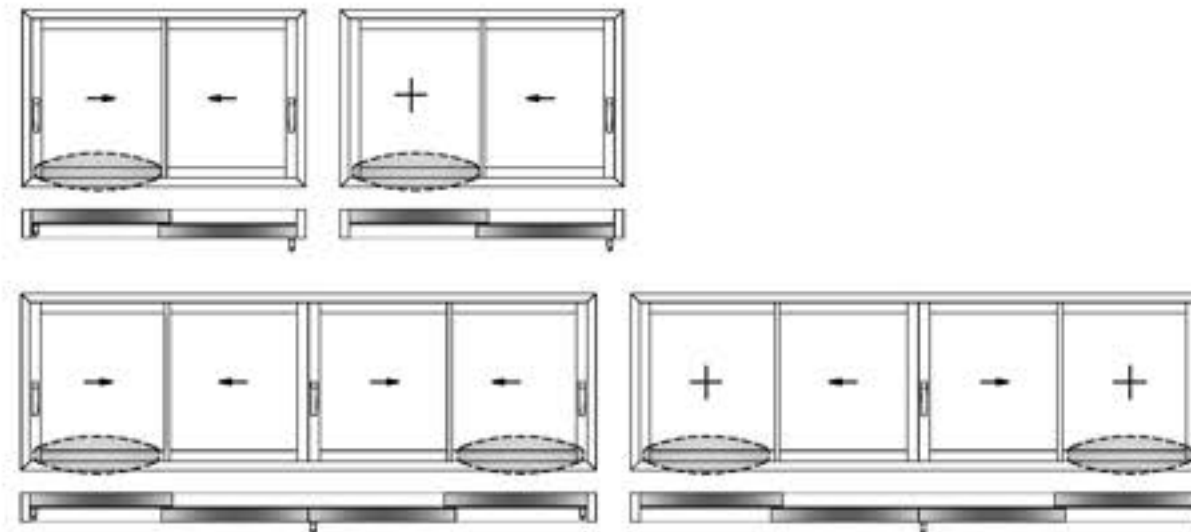
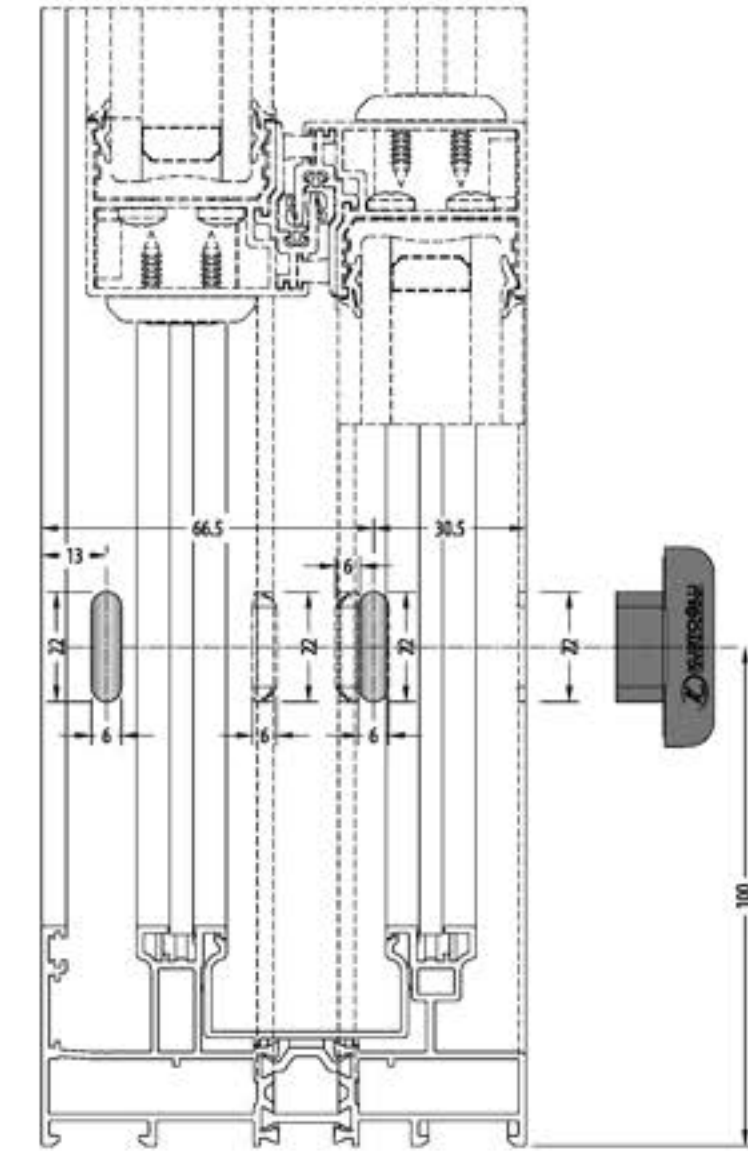
**A FILL WITH SILKONE  
(Between frame and U  
PVC profile)**

SİLİKON İLE DOLDUR  
(Kasa ve U PVC Profil  
arasında)



PASSIVE SIDE DRAINAGE / PASİF TARAF TAHLİYE

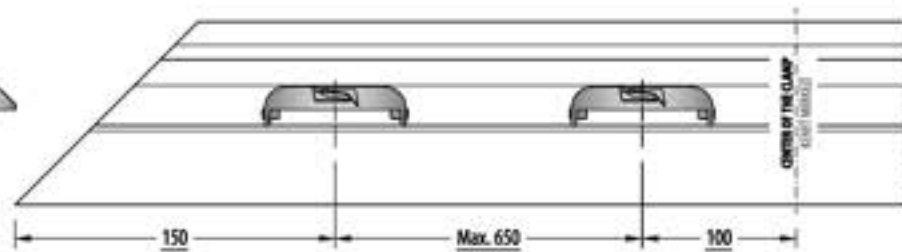
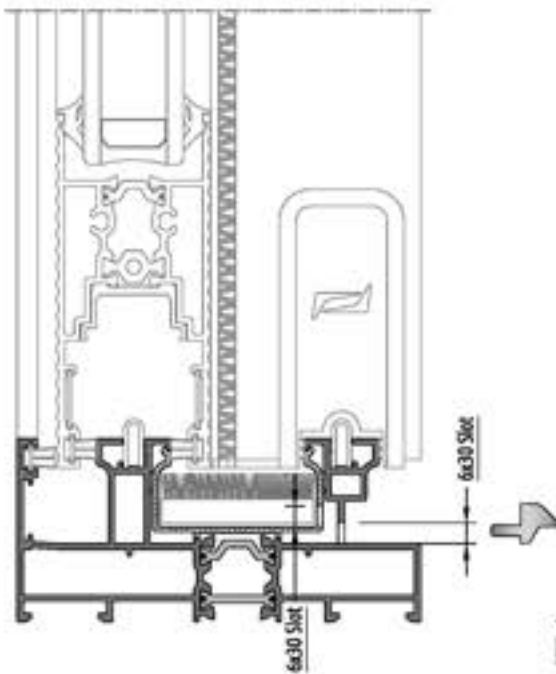
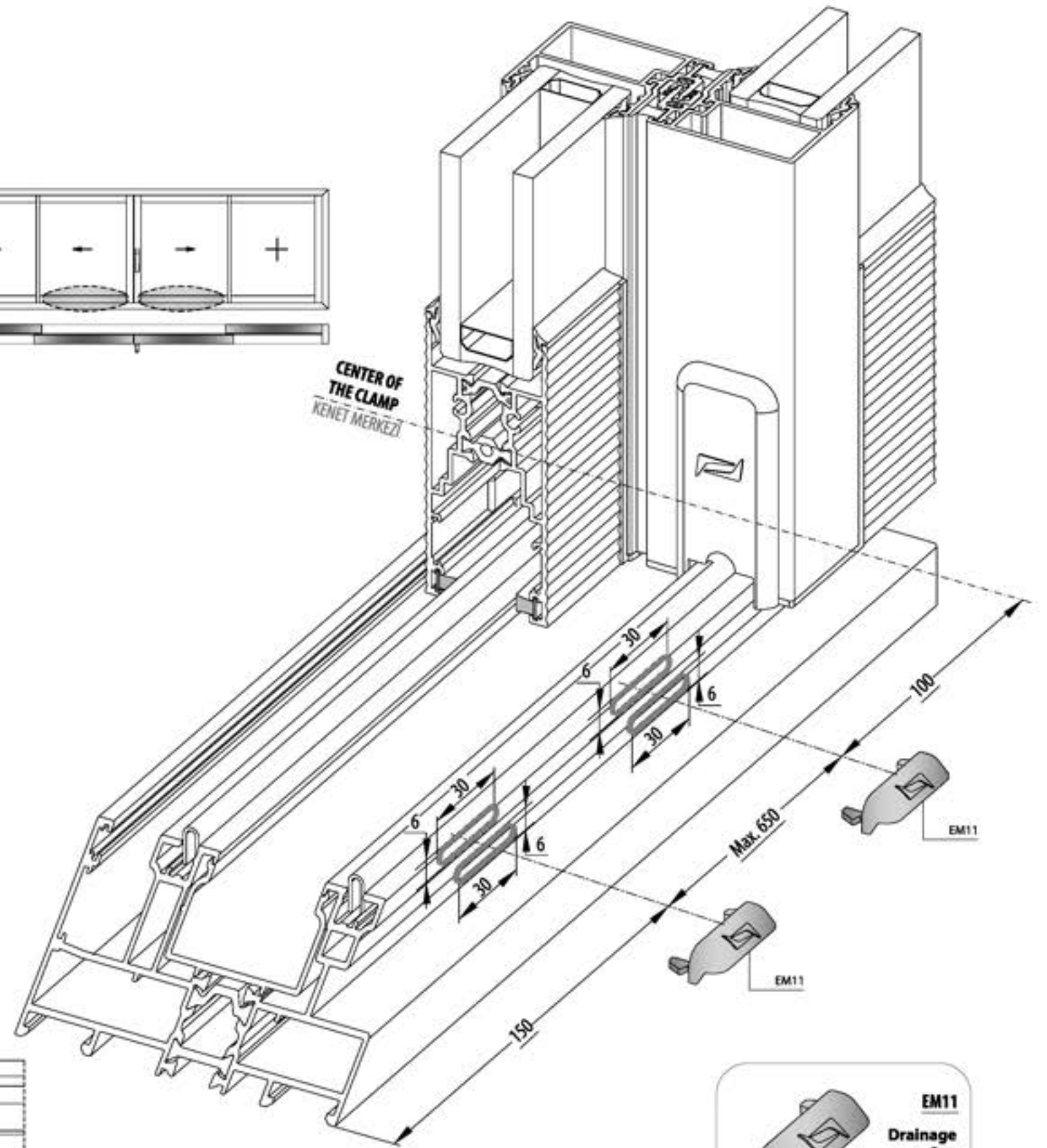
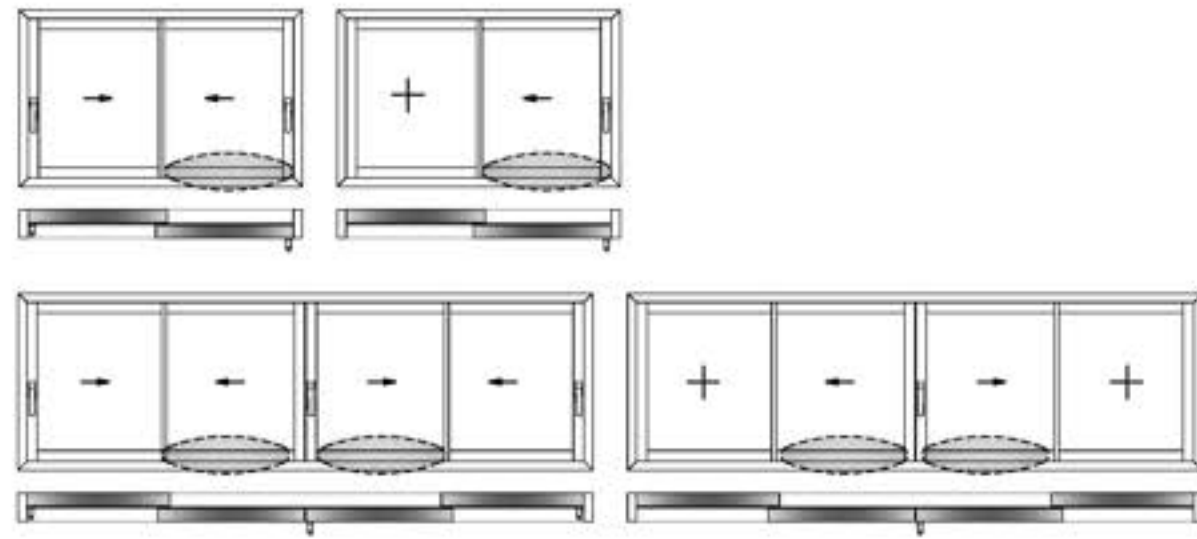
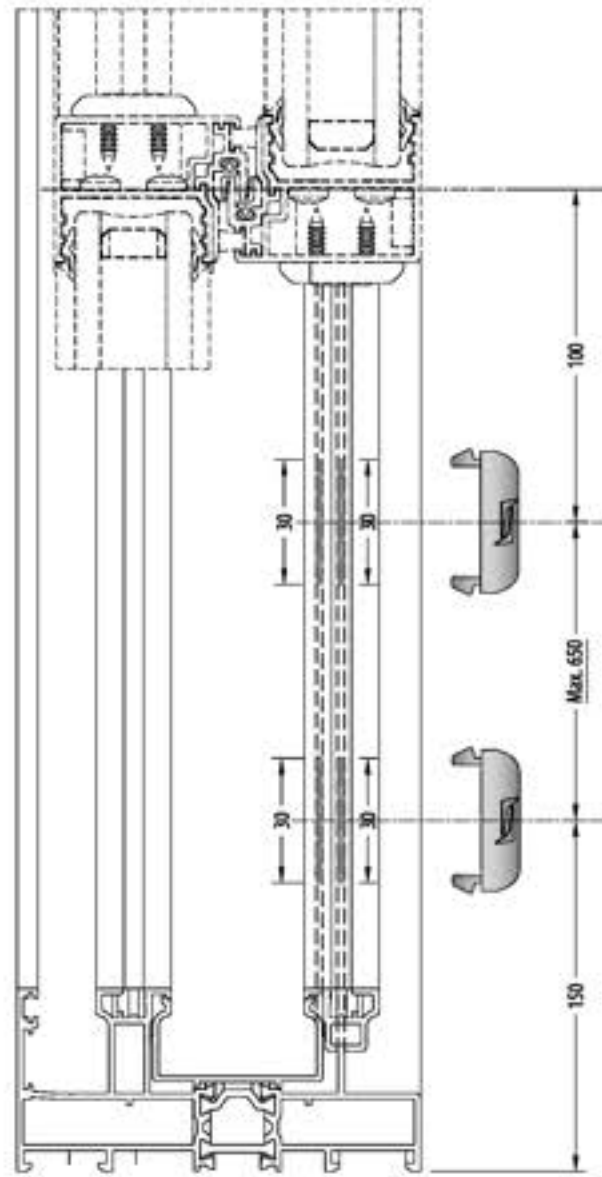
38SLS-112-00



**EM70LS-10**  
Checkvalve  
must used.  
Çekvalf  
kullanılmalıdır.

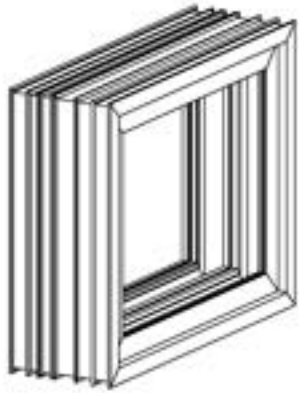
ACTIVE SIDE DRAINAGE / AKTIF TARAF TAHLİYE

38SL5-112-00

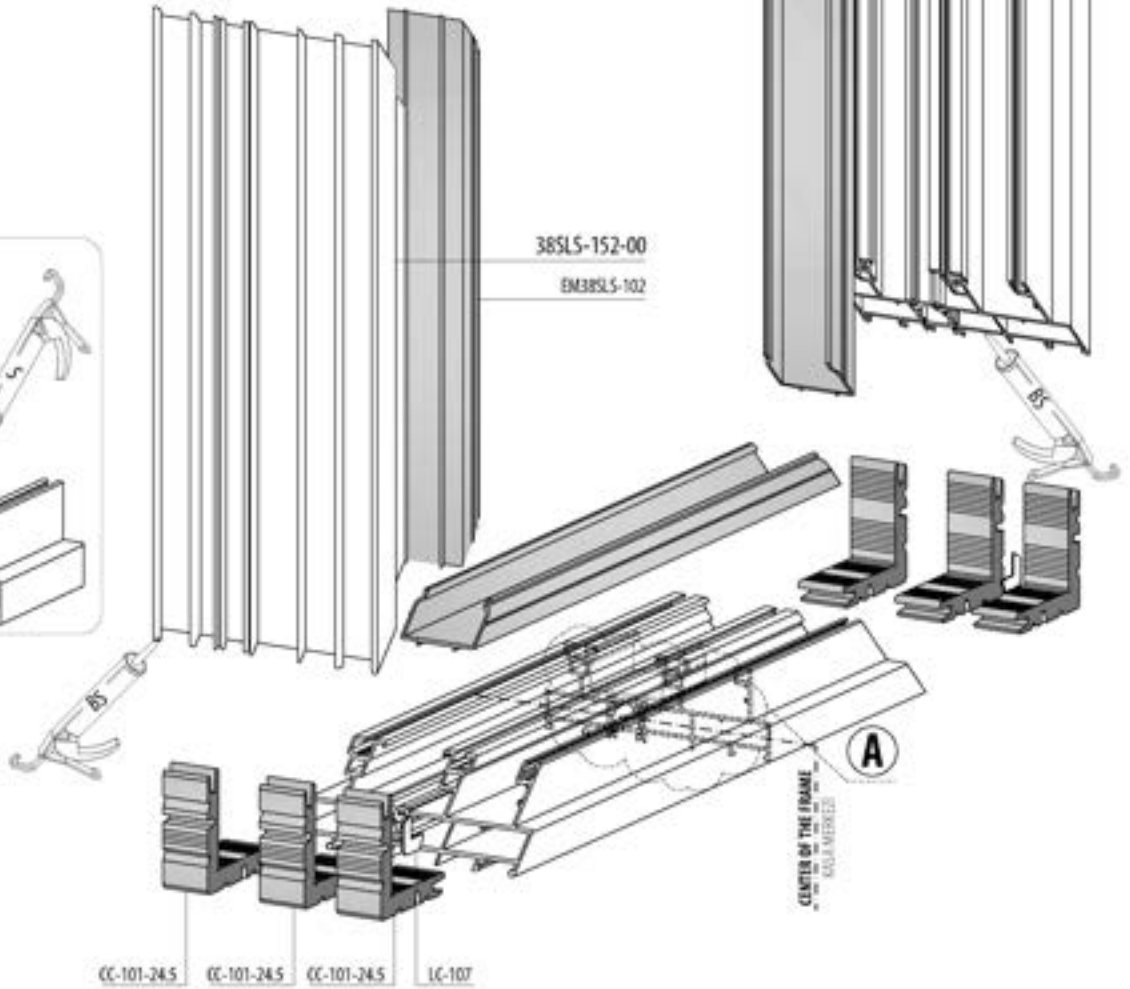
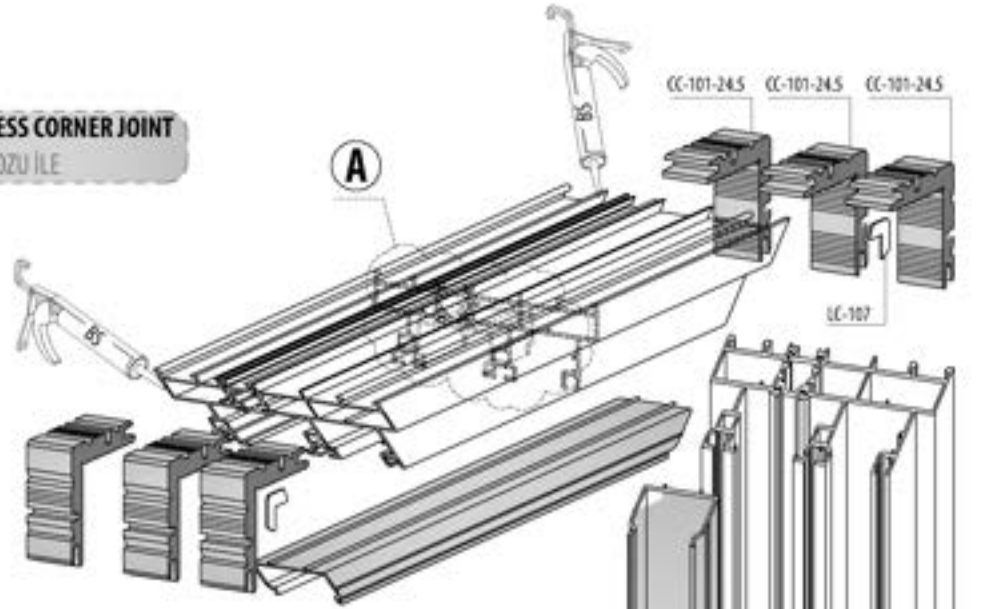


**FRAME ASSEMBLY / KASA UYGULAMA**

**38SLS-152-00**



**WITH PRESS CORNER JOINT  
KÖŞE TAKOZU İLE**

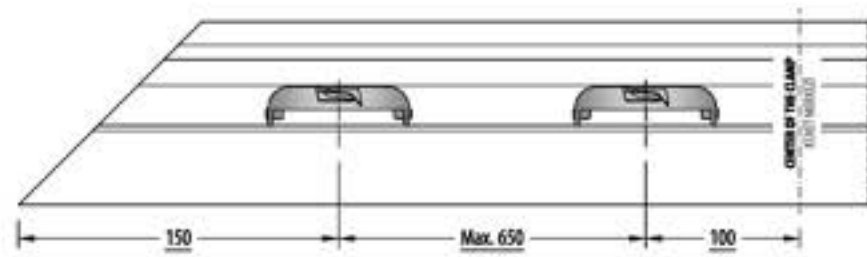
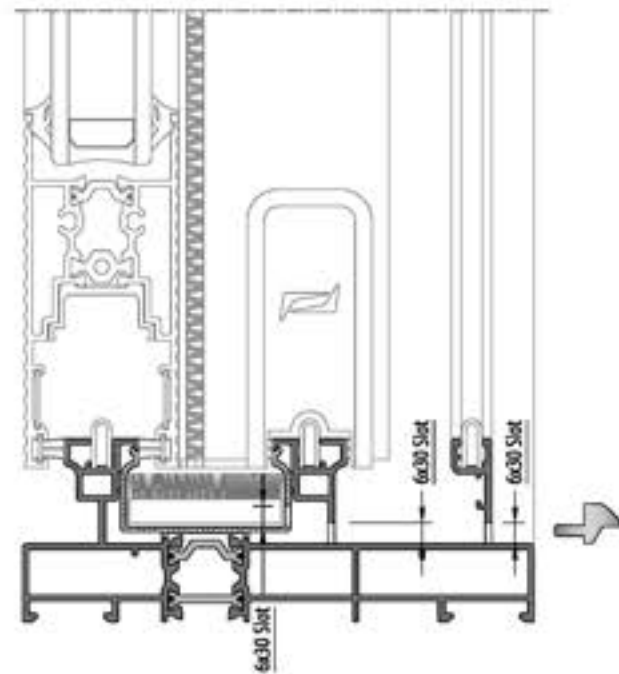
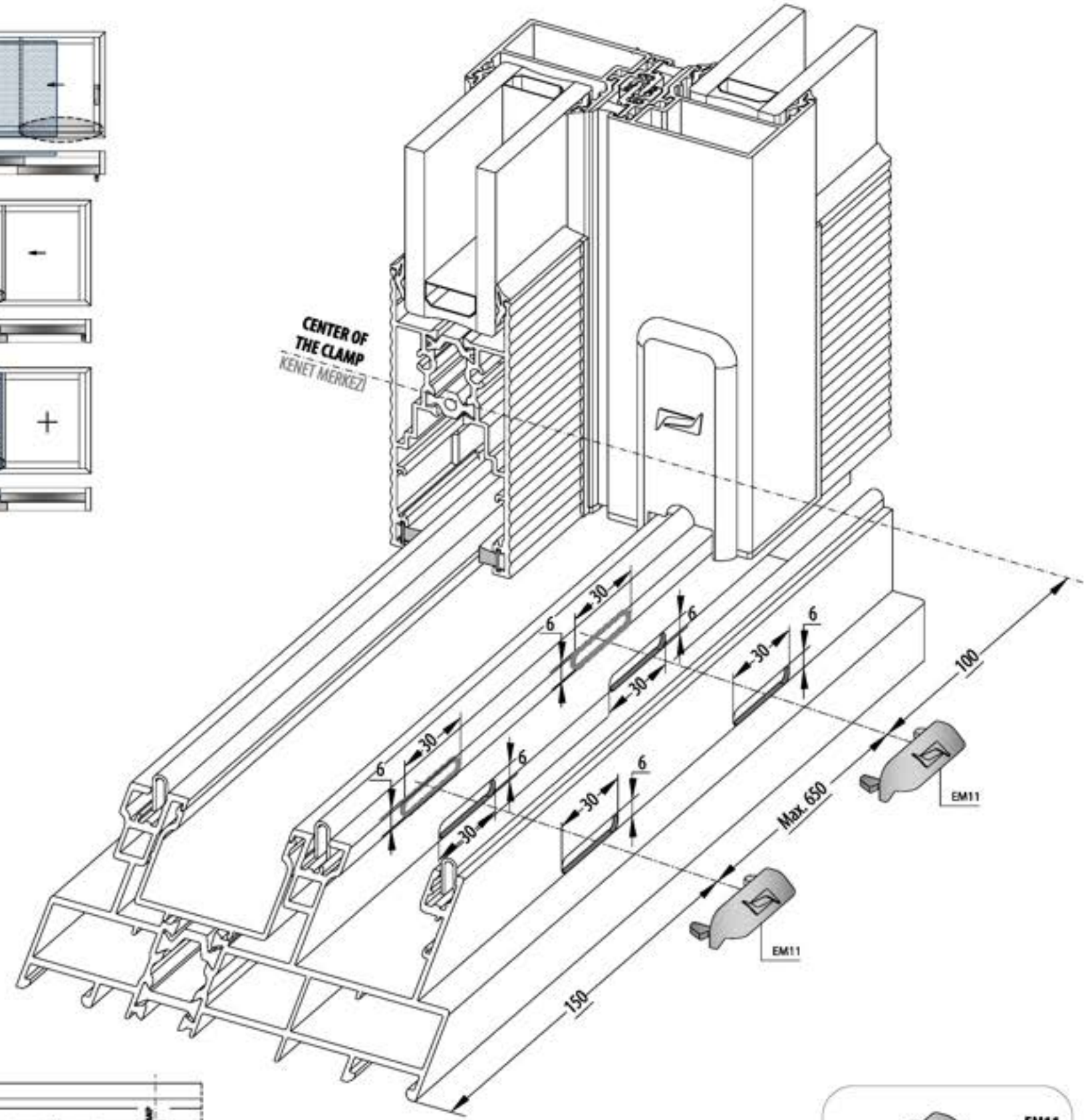
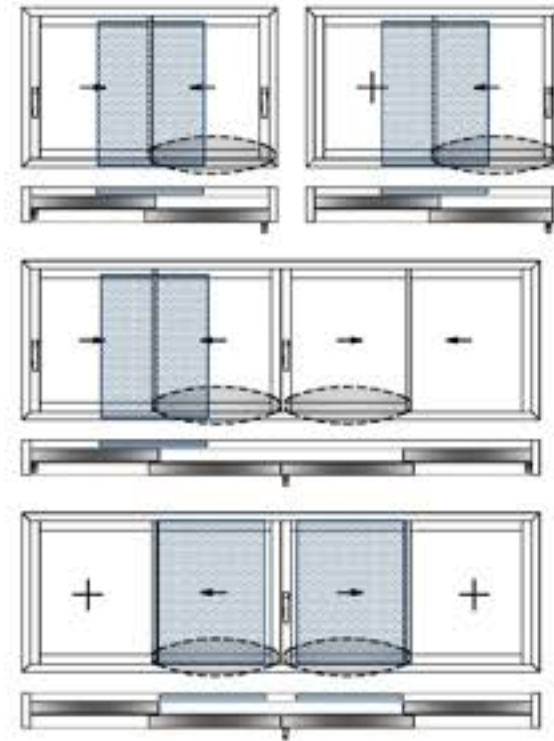
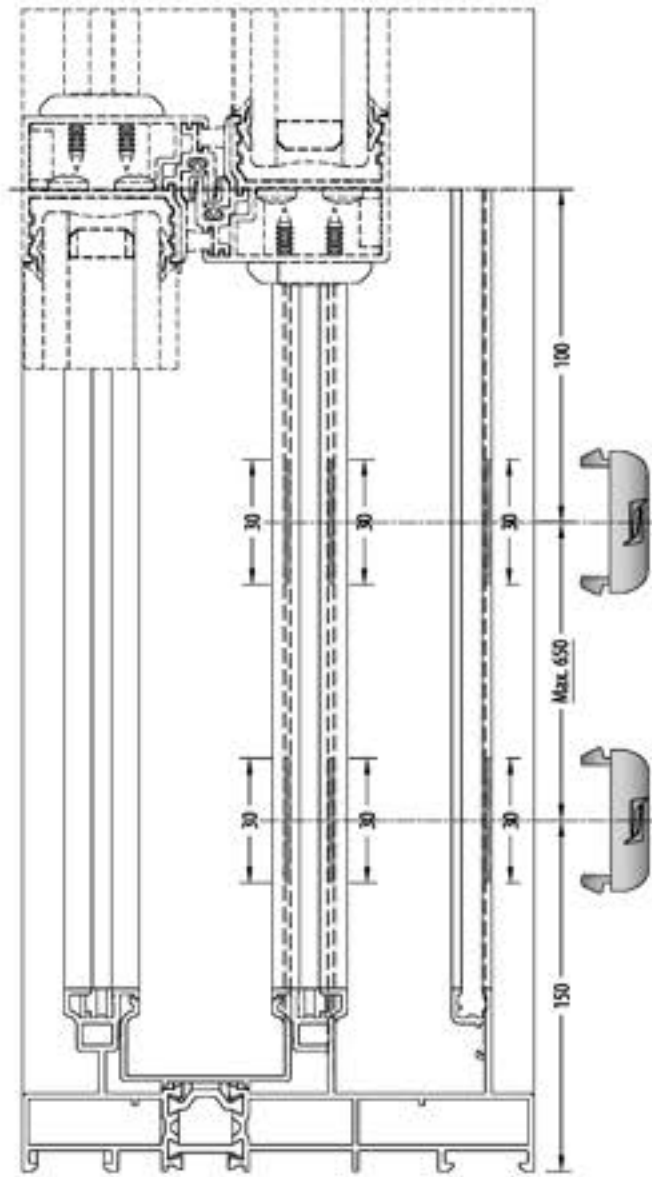


**S** = SILICONE / SİLİKON  
**ES** = EPDM BOND / EPDM KAPISIZI  
**BS** = BOND AND SEAL / YAPIŞTIRICI VE SIZDIRMAZ



**ACTIVE SIDE DRAINAGE / AKTIF TARAF TAHLİYE**

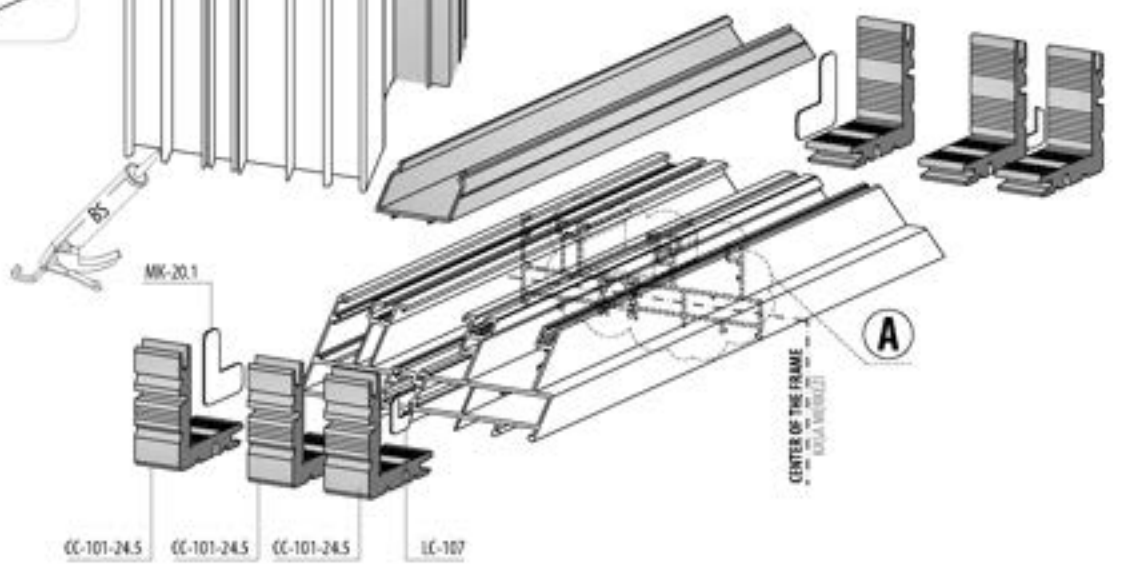
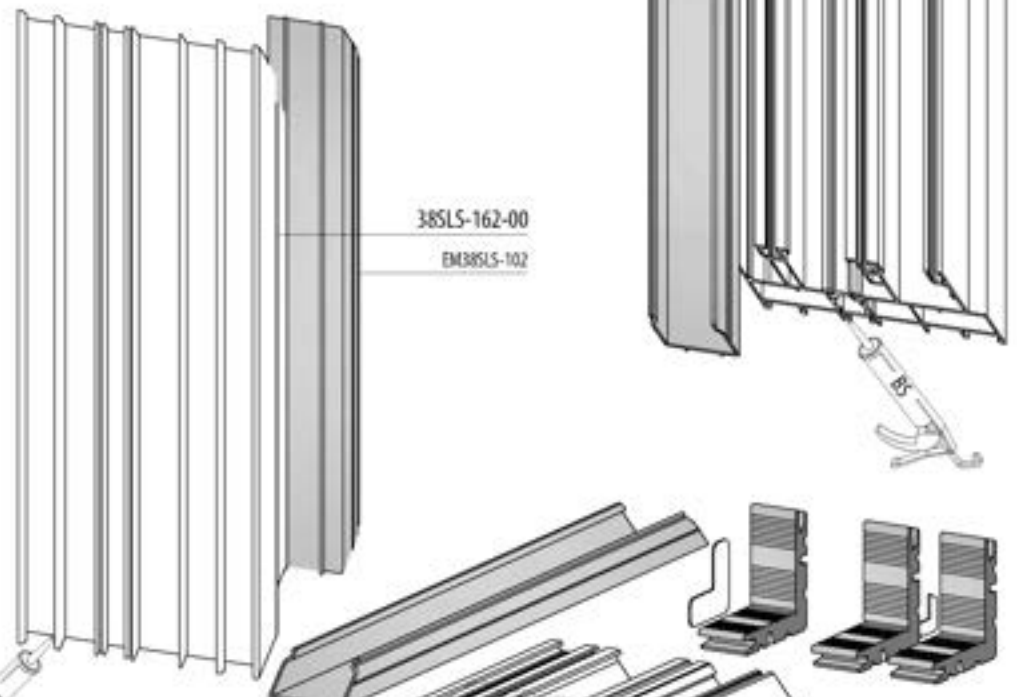
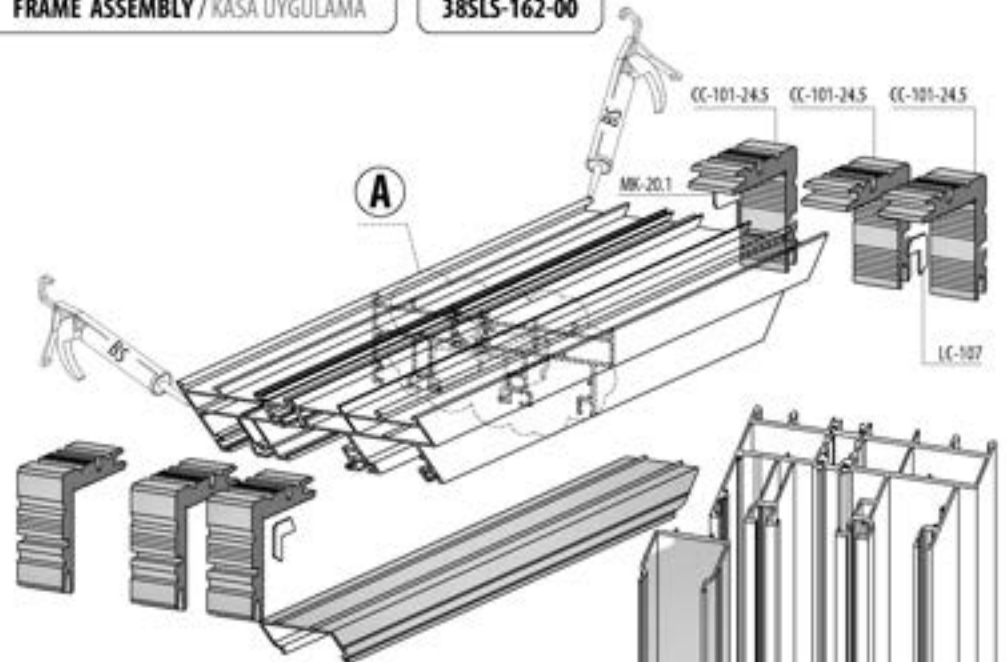
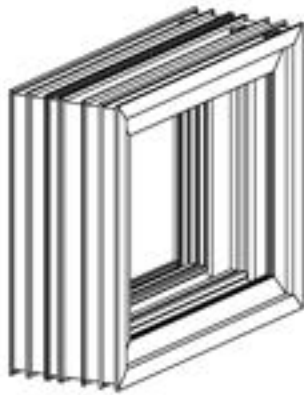
**38SLS-152-00**





**FRAME ASSEMBLY / KASA UYGULAMA**

**38SLS-162-00**



**A**  
CENTER OF THE FRAME  
(KASA MERKEZİ)

**S** = SILKONE / SİLİKON  
**ES** = EPDM BOND / EPDM KAPLI  
**BS** = BOND AND SEAL / YAPILTI/İSOL VE SIZDIRMAZ

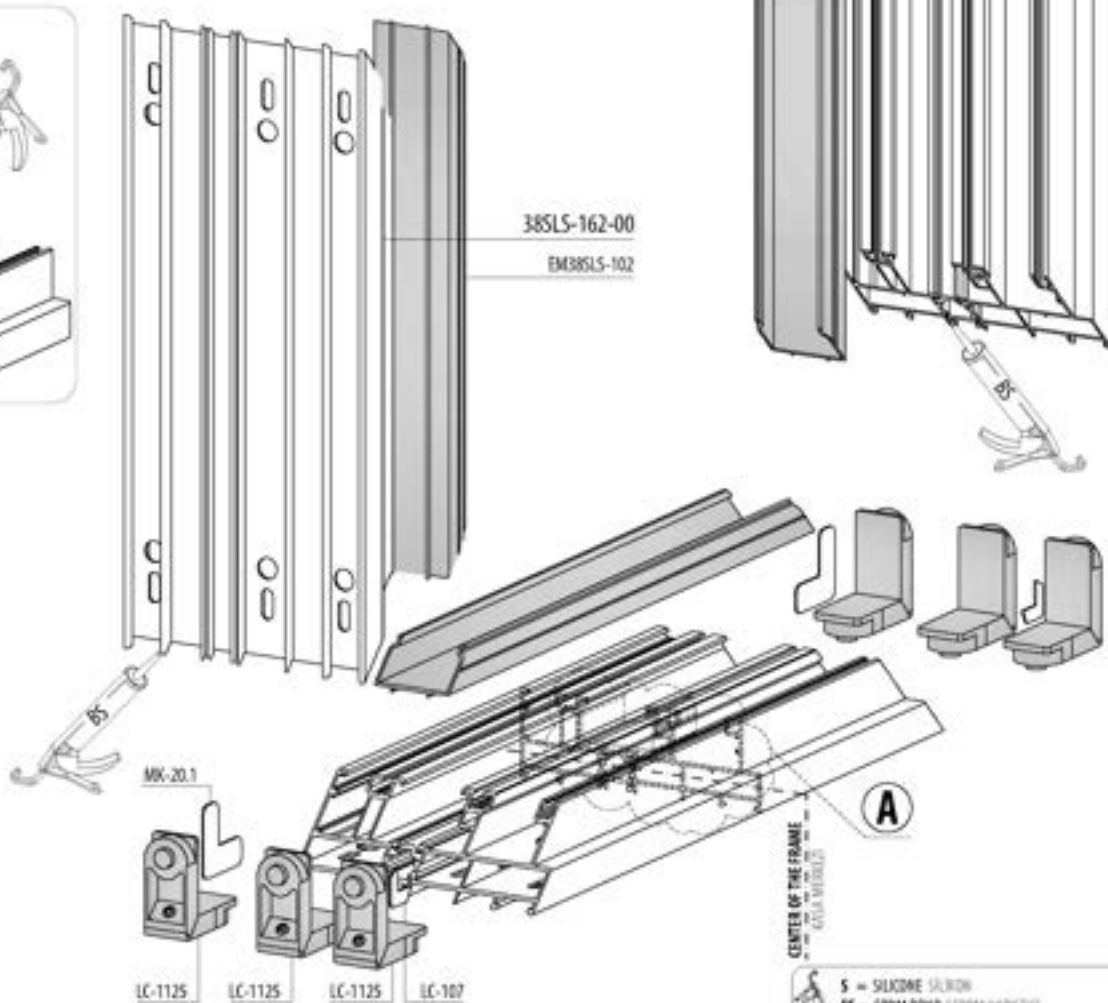
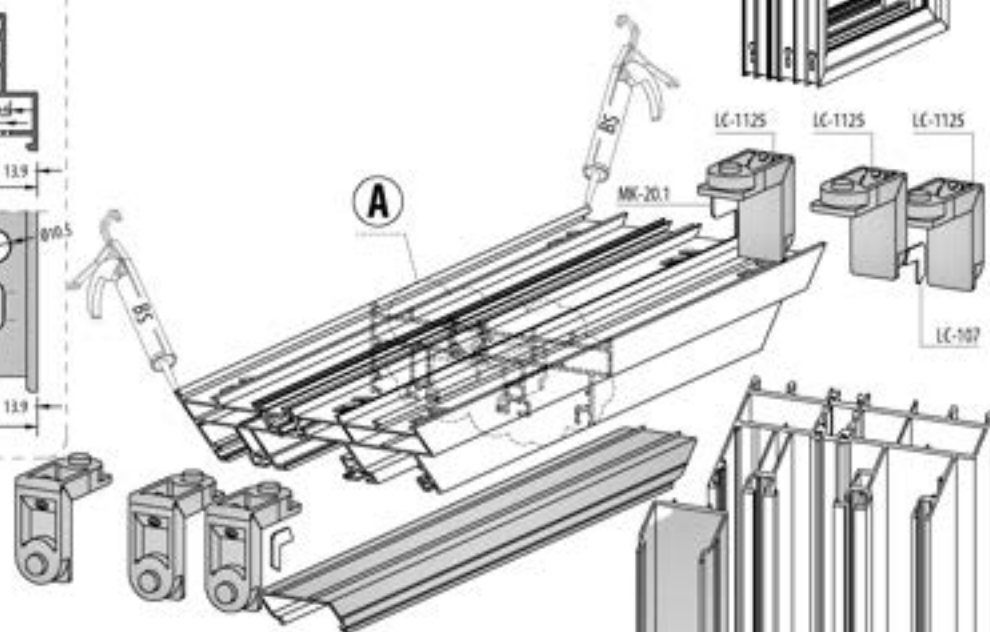
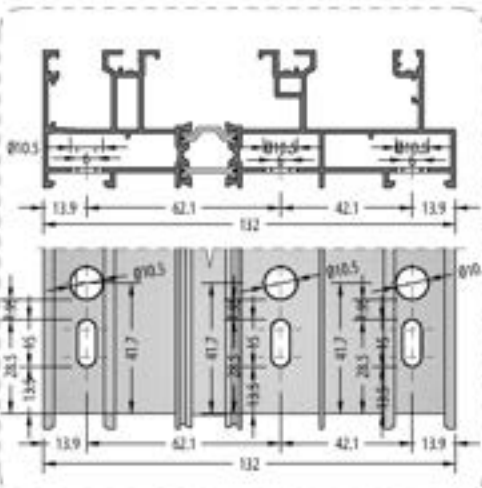
**FRAME ASSEMBLY / KASA UYGULAMA**

**38SLS-162-00**

**DIE-CAST CORNER JOINT**

**38SLS-162-00**

PİMLİ BAĞLANTI

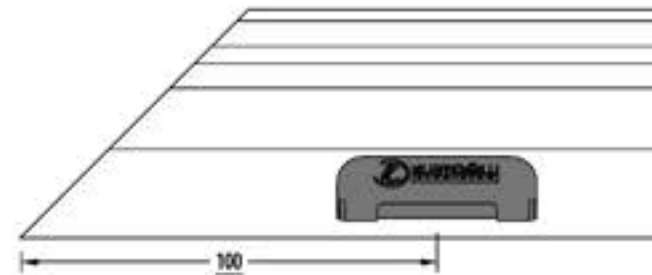
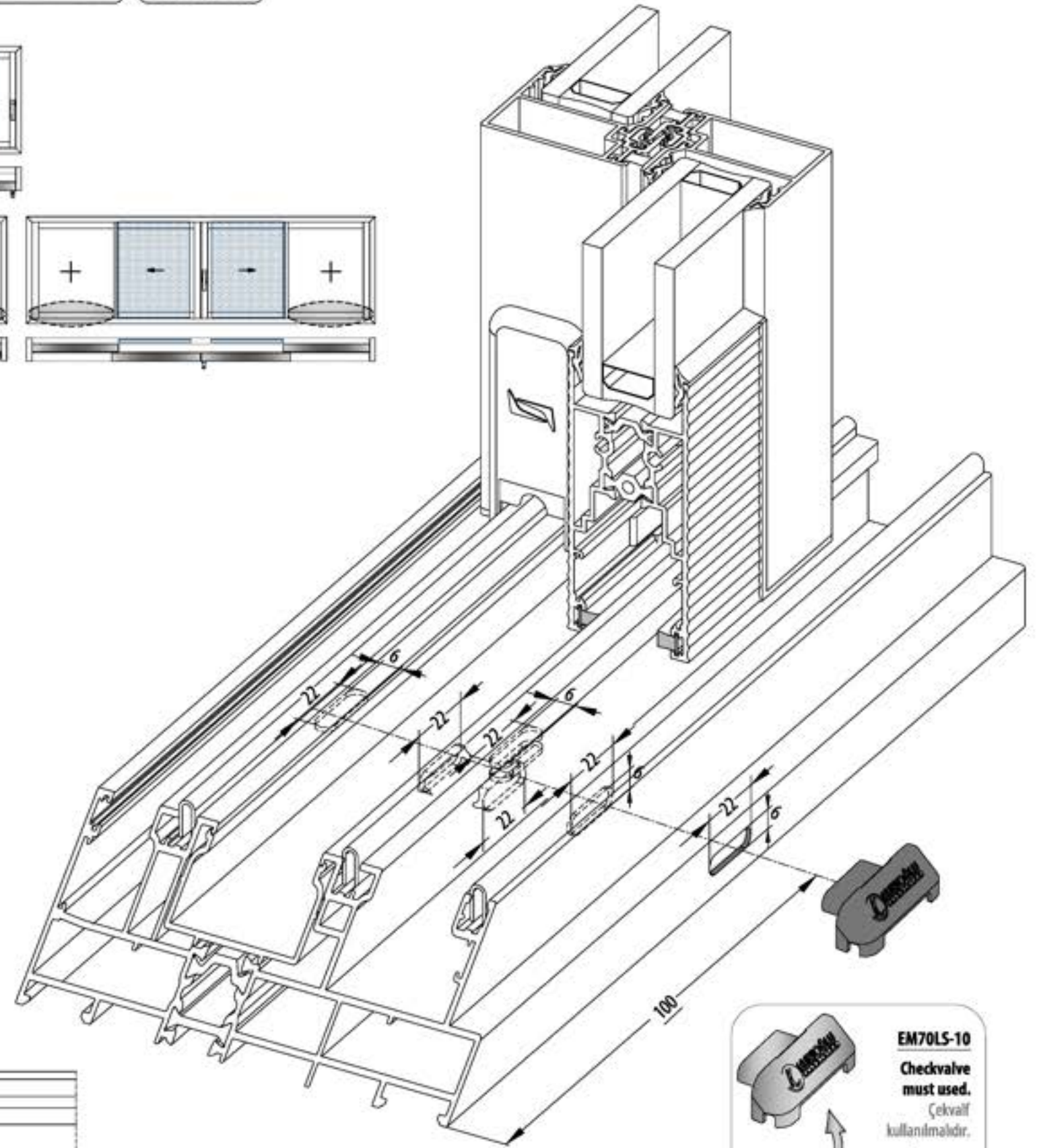
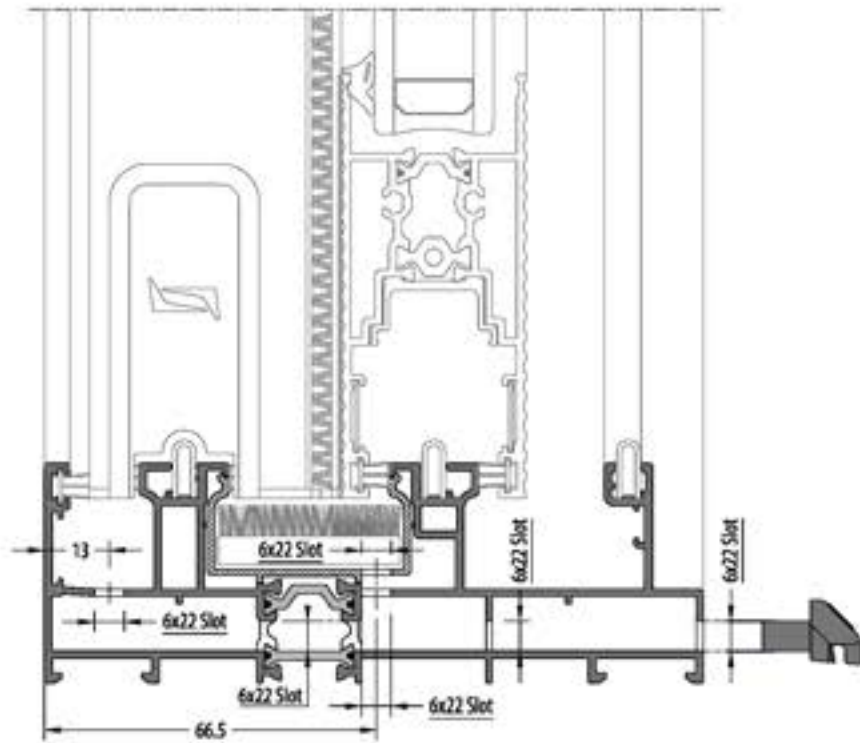
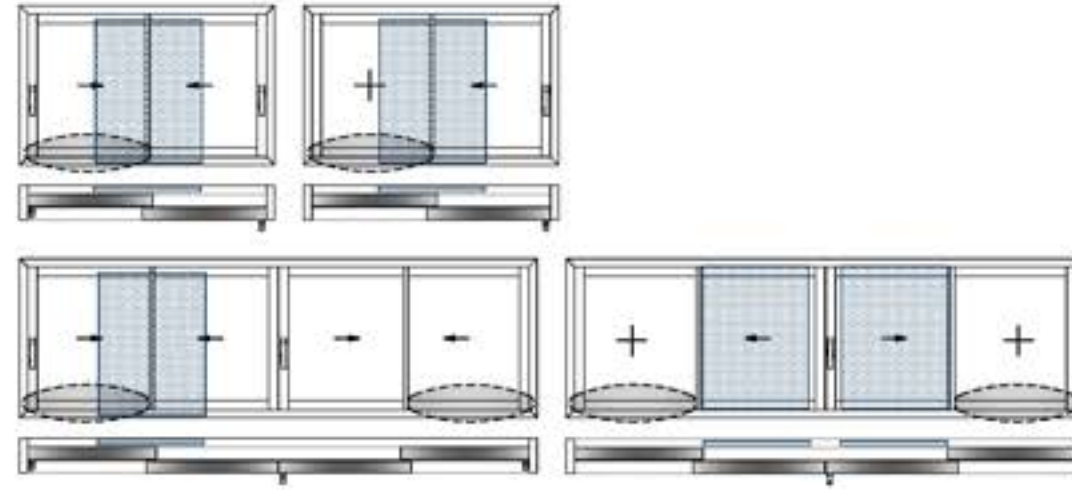
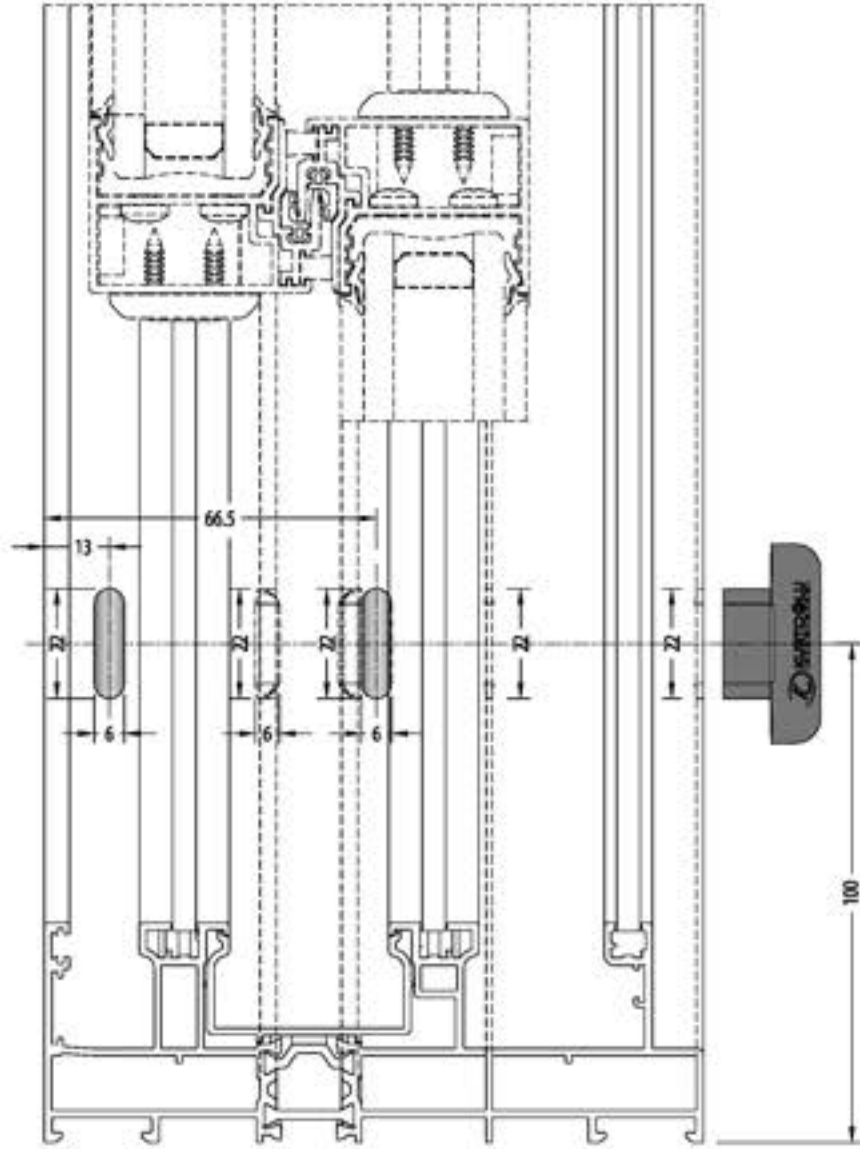


CENTER OF THE FRAME  
KASA MERKEZİ

S = SILICONE SİLİKON  
BS = EPDM BOND / EPDM KAPISIZI  
BS = BOND AND SEAL / YAPISIZICI VE SIZDIRMAZ

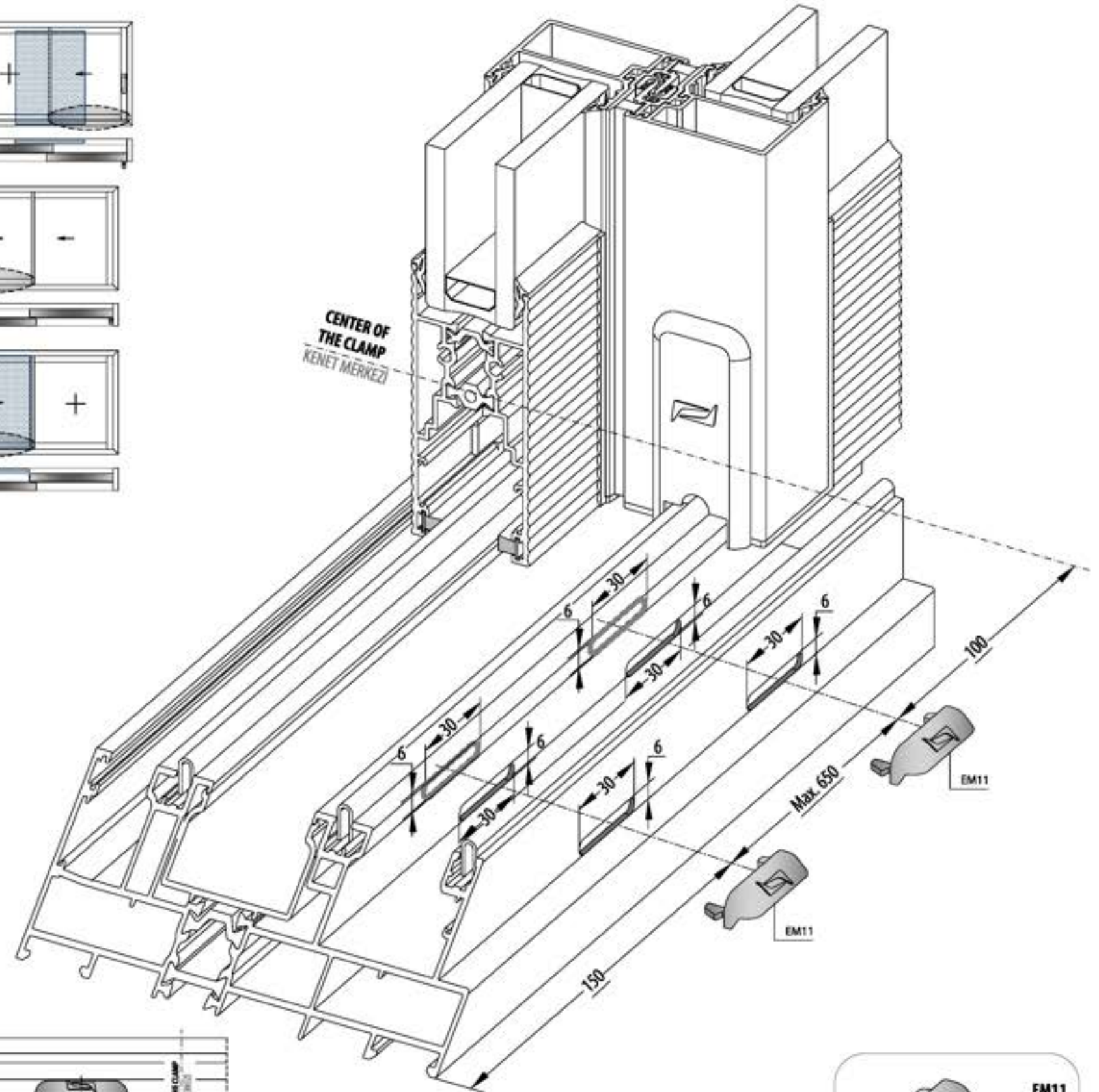
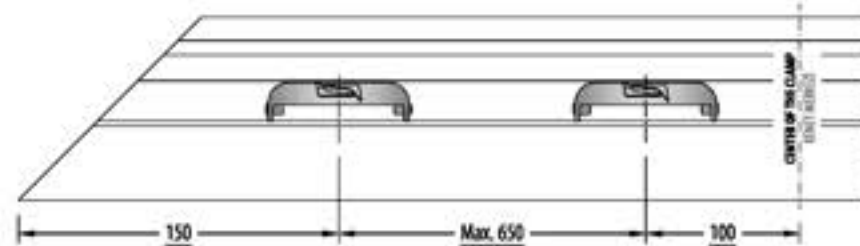
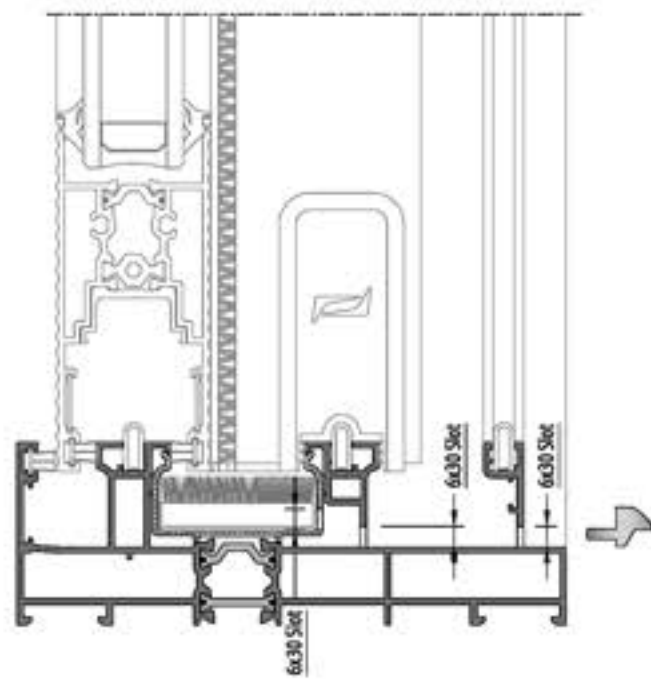
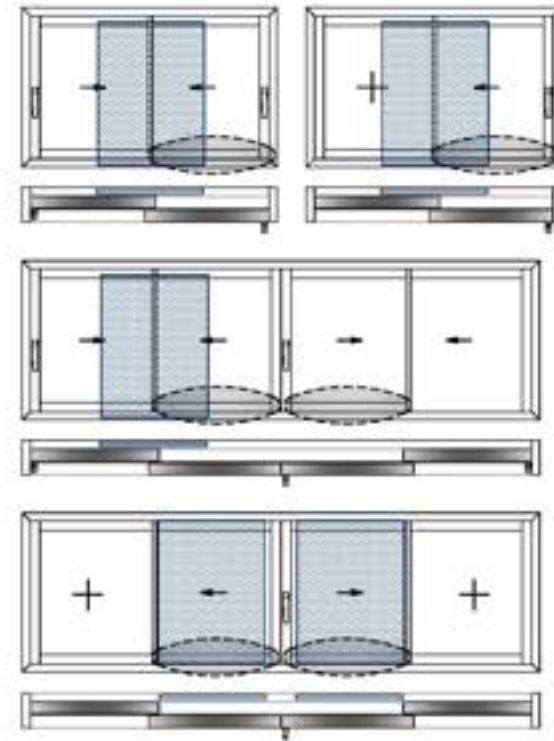
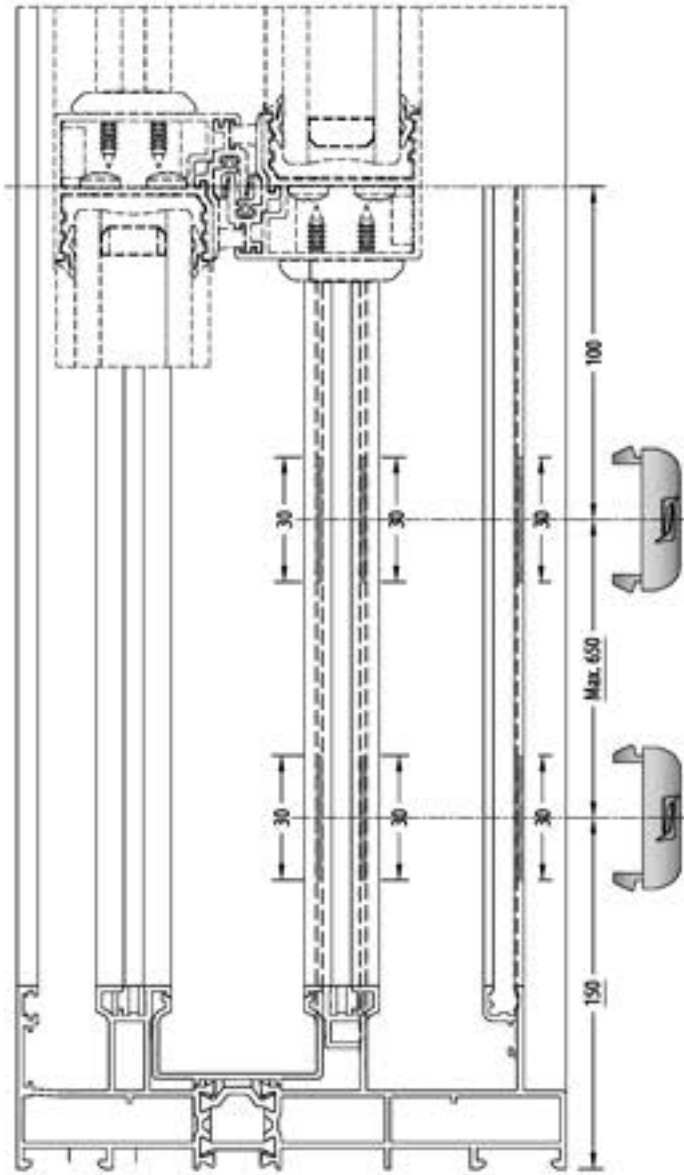
**PASSIVE SIDE DRAINAGE / PASİF TARAF TAHLİYE**

**38SL5-152-00**



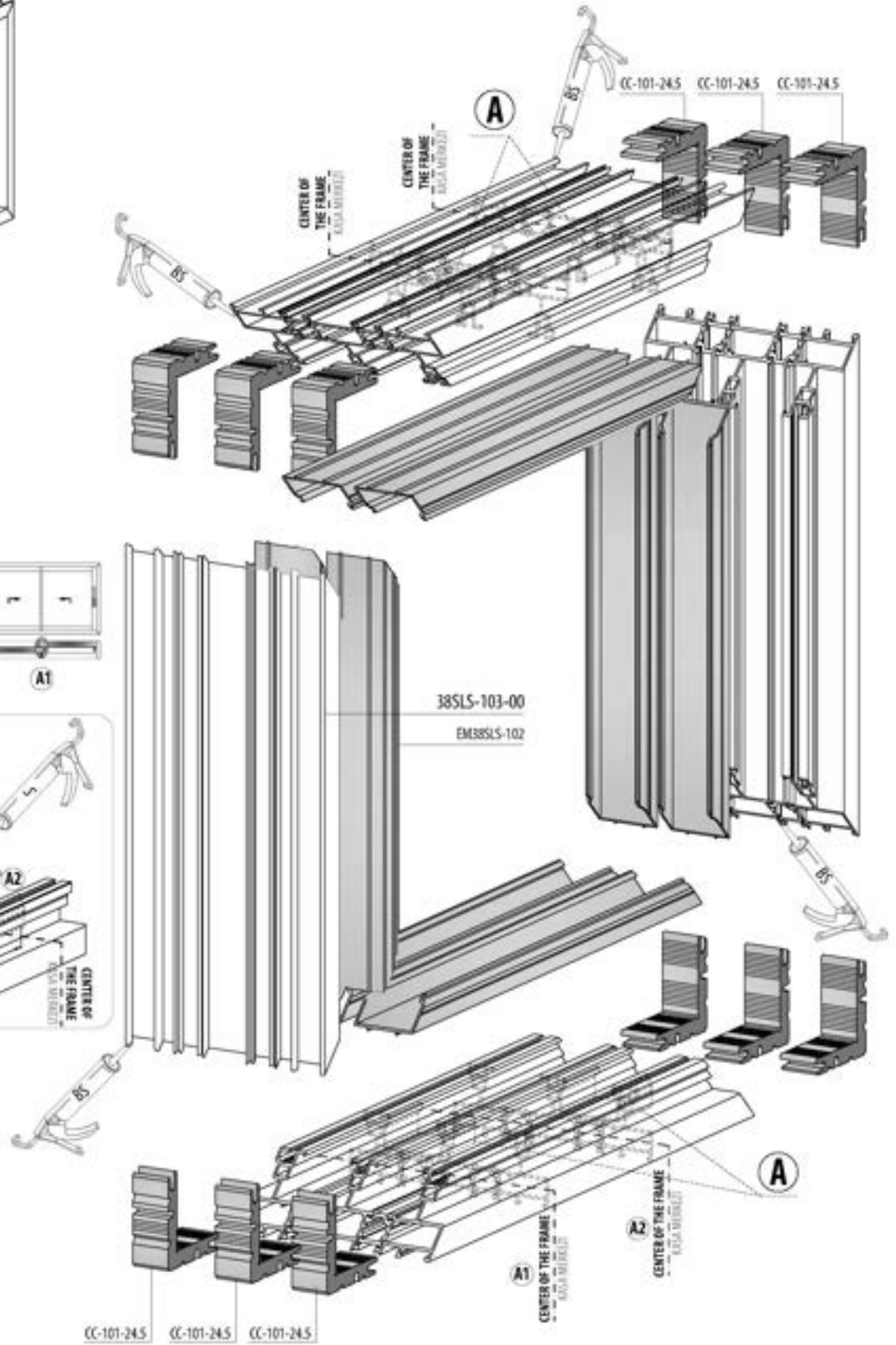
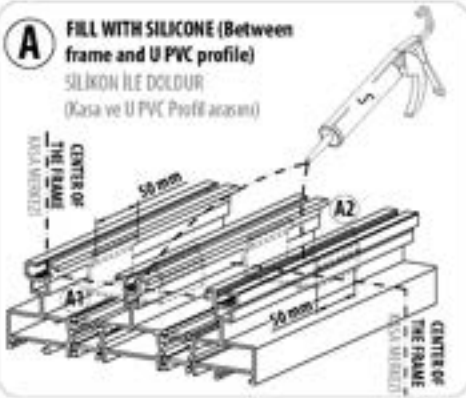
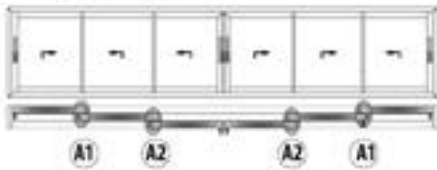
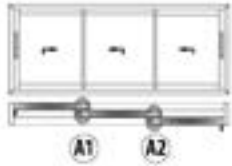
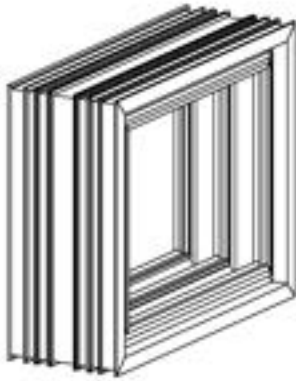
**ACTIVE SIDE DRAINAGE / AKTIF TARAF TAHLİYE**

**38SLS-152-00**



**FRAME ASSEMBLY / KASA UYGULAMA**

**38SLS-103-00**



S = SILICONE SİLİKON  
BS = EPDM BOND / EPDM KAPATICI  
BS = BOND AND SEAL / YAPILTIKICI VE SIZDIRMAZ

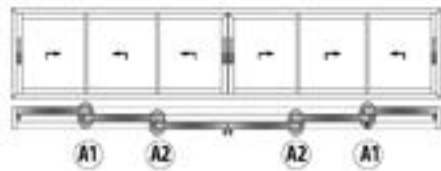
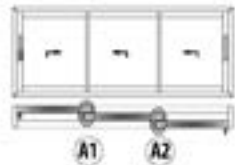
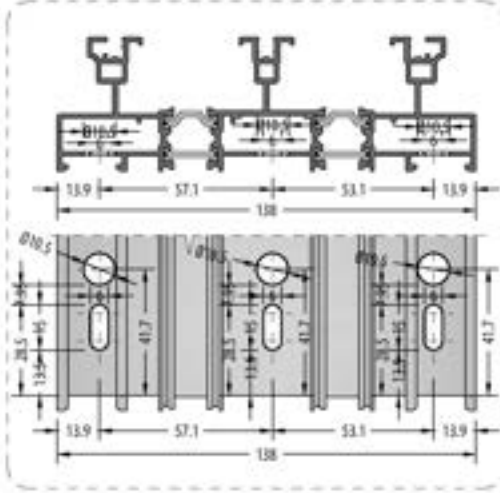
**FRAME ASSEMBLY / KASA UYGULAMA**

**38SLS-103-00**

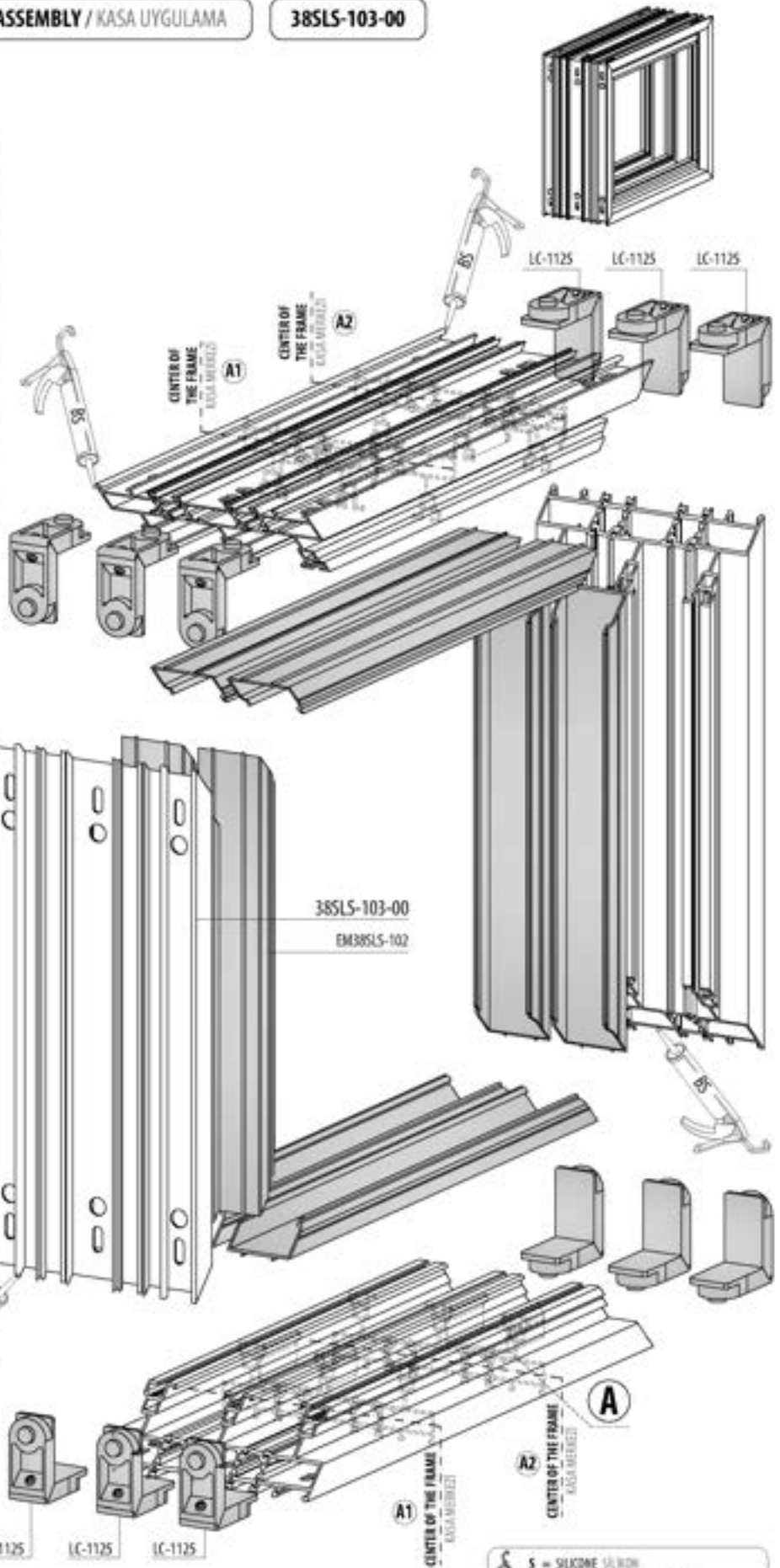
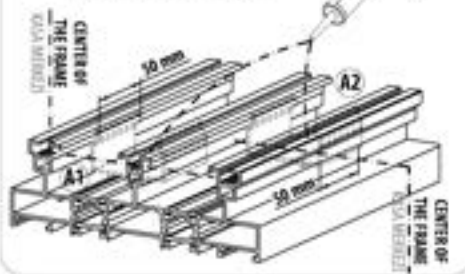
**DIE-CAST CORNER JOINT**

**38SLS-103-00**

PİMLİ BAĞLANTI



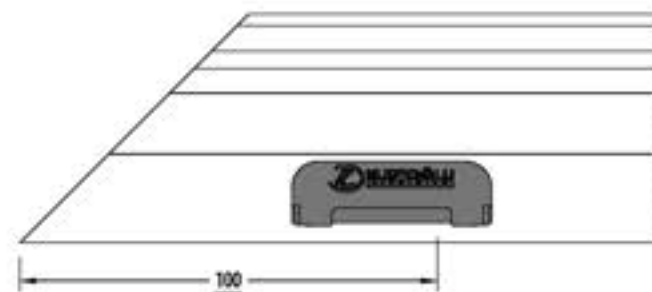
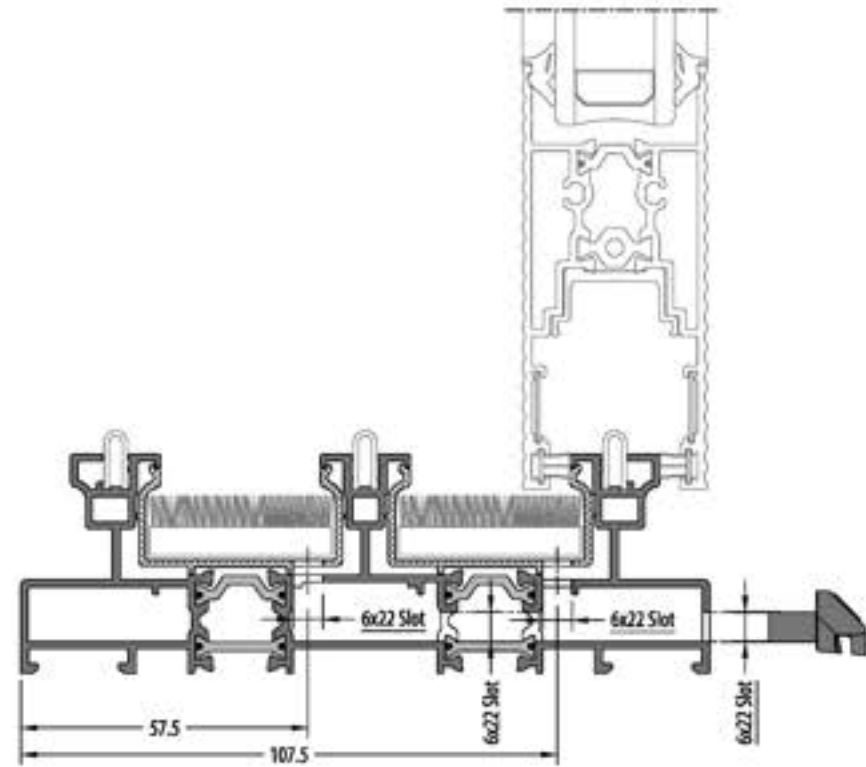
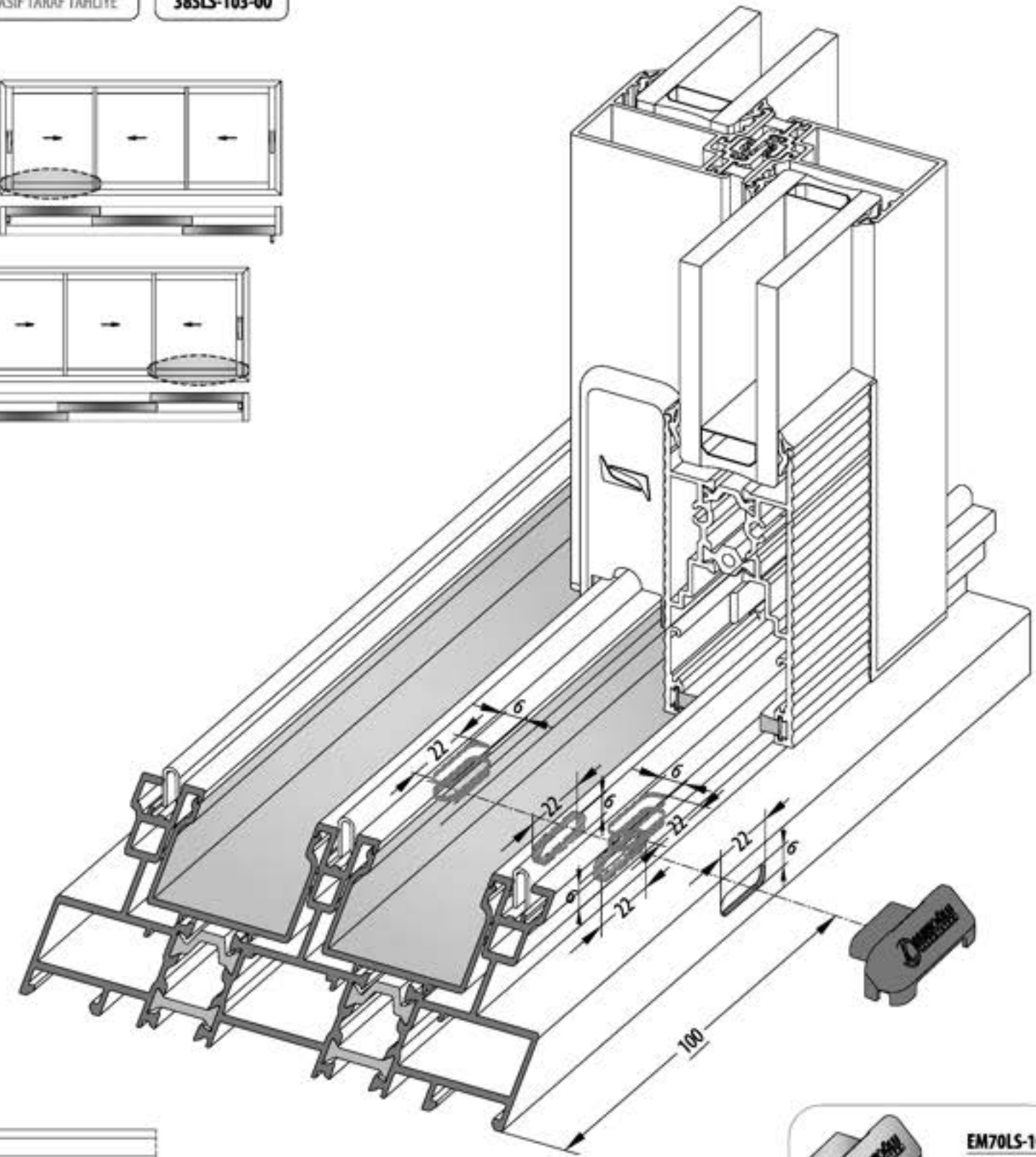
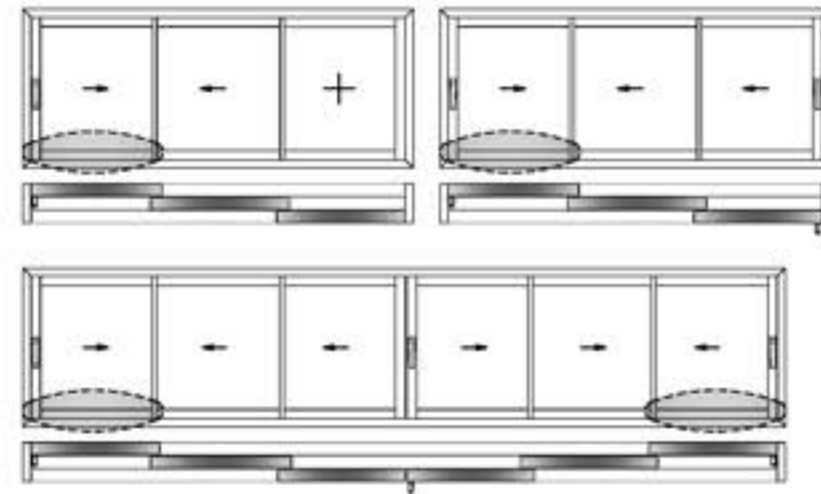
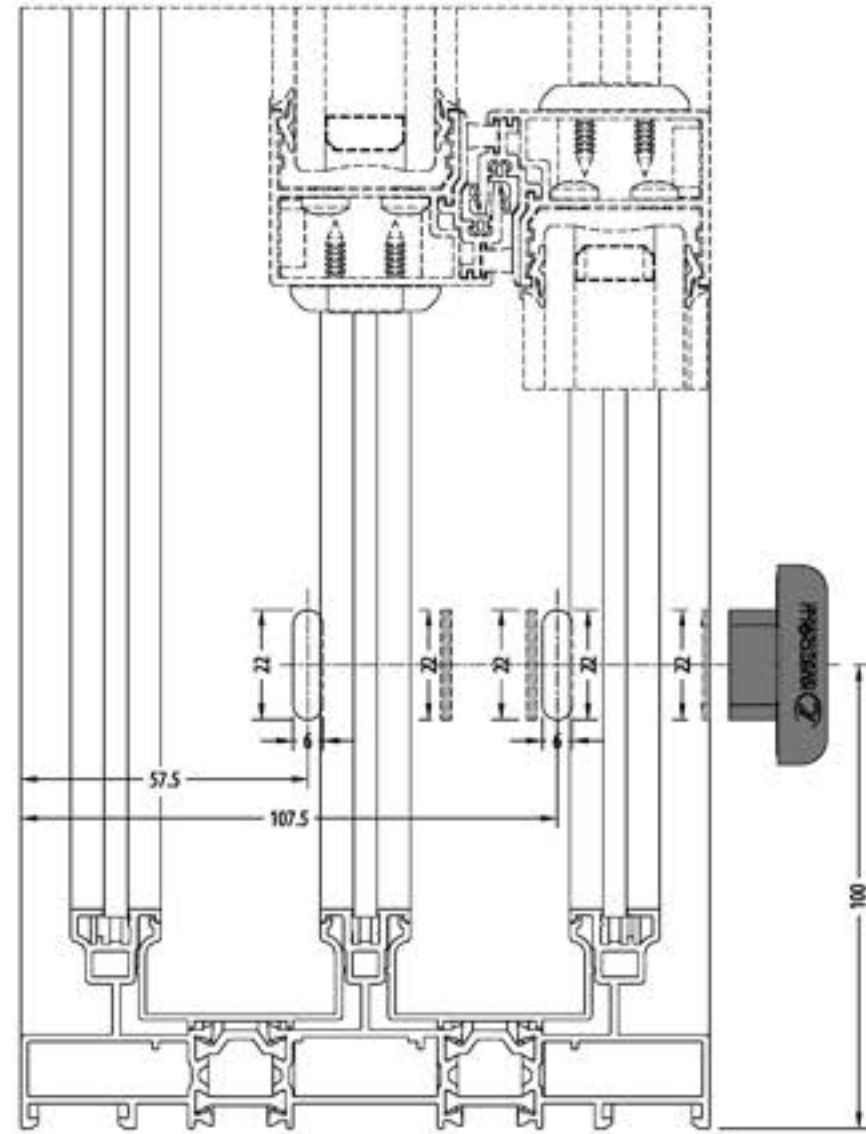
**A** **FILL WITH SILICONE (Between frame and U PVC profile)**  
SİLİKON İLE DOLDUR  
(Kasa ve U PVC Profil arasına)



**S** = SILICONE / SİLİKON  
**BS** = EPDM BOND / EPDM BAĞIŞTICI  
**BS** = BOND AND SEAL / YAPIŞTIRICI VE SIZDIRMAZ

**PASSIVE SIDE DRAINAGE / PASIF TARAF TAHLİYE**

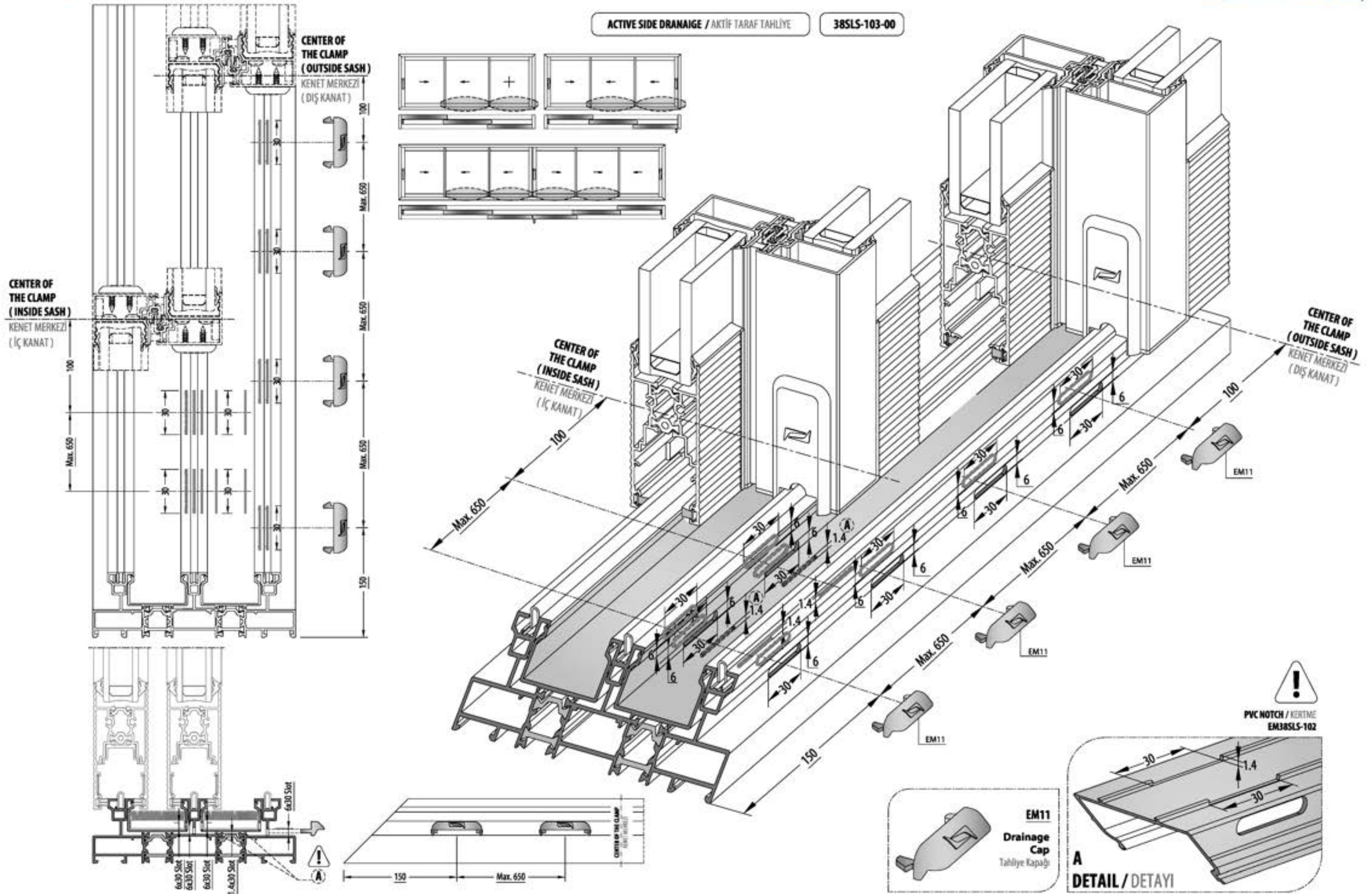
**38SL5-103-00**



**EM70LS-10**  
Checkvalve  
must used.  
Çekvalf  
kullanılmadır.

ACTIVE SIDE DRAINAGE / AKTIF TARAF TAHLİYE

38SLS-103-00

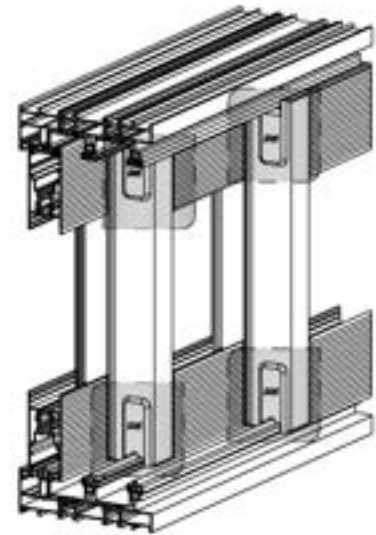
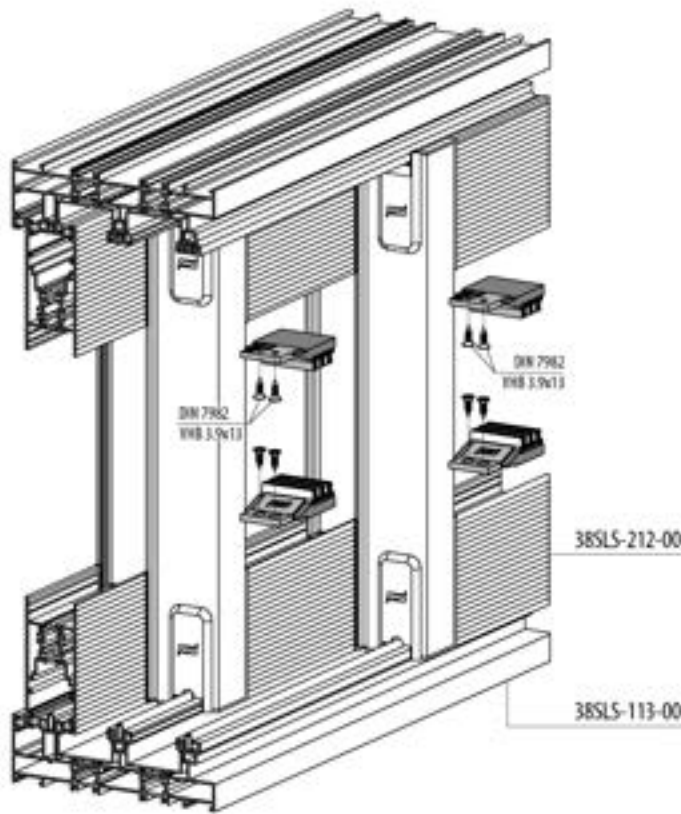


! PVC NOTCH / KERTME  
EM38SLS-102

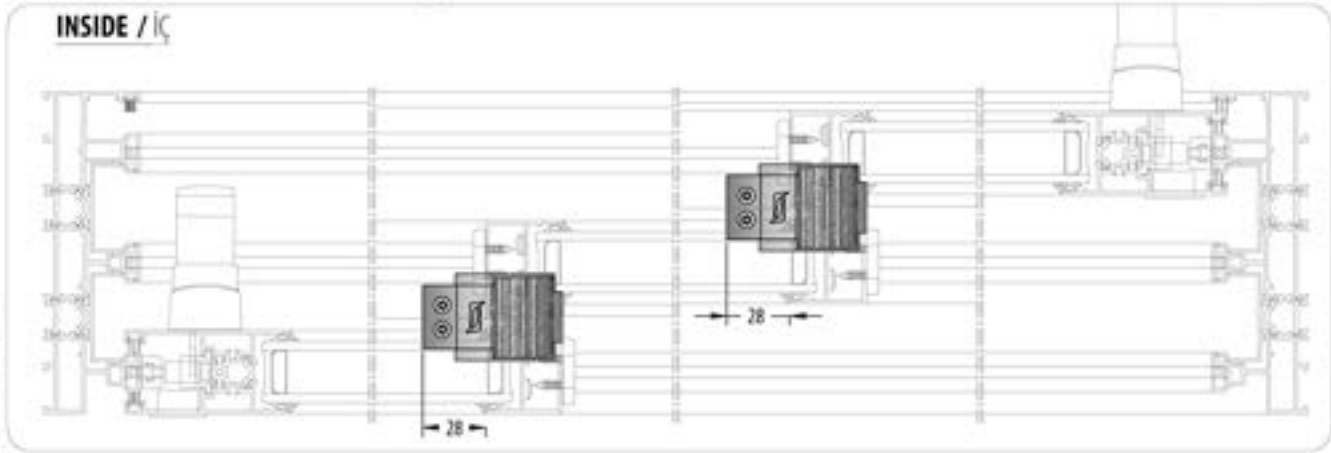
EM11  
Drainage Cap  
Tahliye Kapağı

A  
DETAIL / DETAYI

**WEATHER STRIP MONTAGE / HAVA KESİCİ MONTAJI**

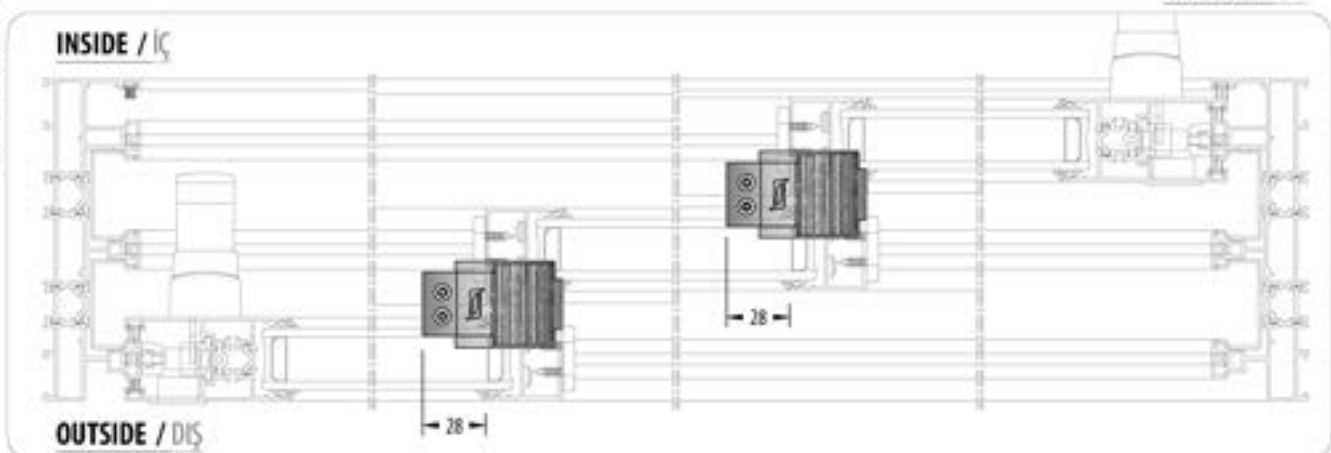


**TOP / ÜST**



**INSIDE / İÇ**

**BOTTOM / ALT**



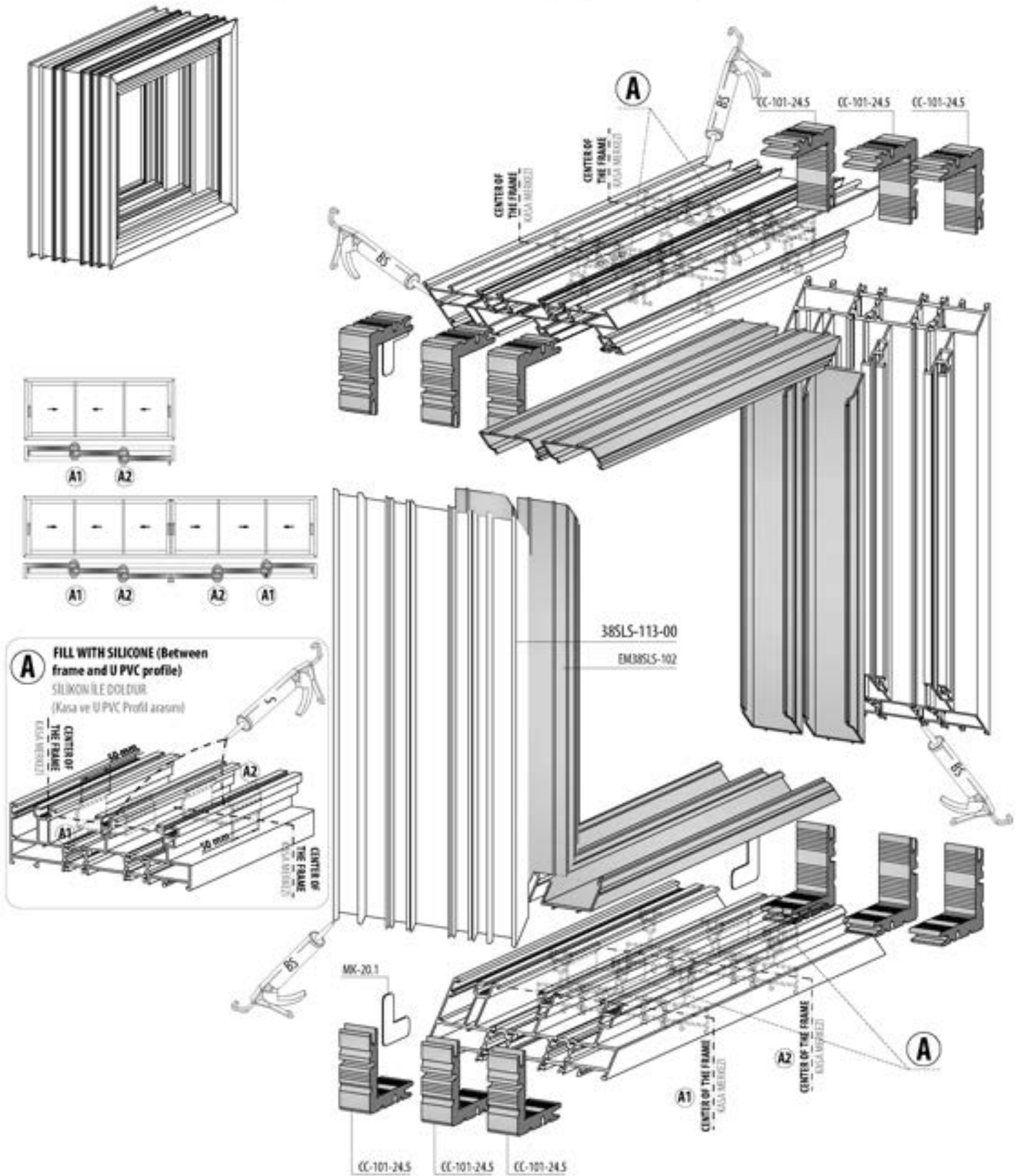
**INSIDE / İÇ**

**OUTSIDE / DIŞ**

**MONTAGE DIMENSION / MONTAJ ÖLÇÜLERİ**

**FRAME ASSEMBLY / KASA UYGULAMA**

**38SLS-113-00**



**A** **FILL WITH SILICONE (Between frame and U PVC profile)**  
SİLİKON İLE DOLDUR  
(Kasa ve U-PVC Profil arasında)

CENTER OF THE FRAME  
KASA MERKEZİ

10 mm

A2

10 mm

CENTER OF THE FRAME  
KASA MERKEZİ

**S** = SILICONE SİLİKON  
**ES** = EPDM BOND / EPDM YAPİŞTIRICI  
**BS** = BOND AND SEAL / YAPİŞTIRICI VE SIZDIRMAZ

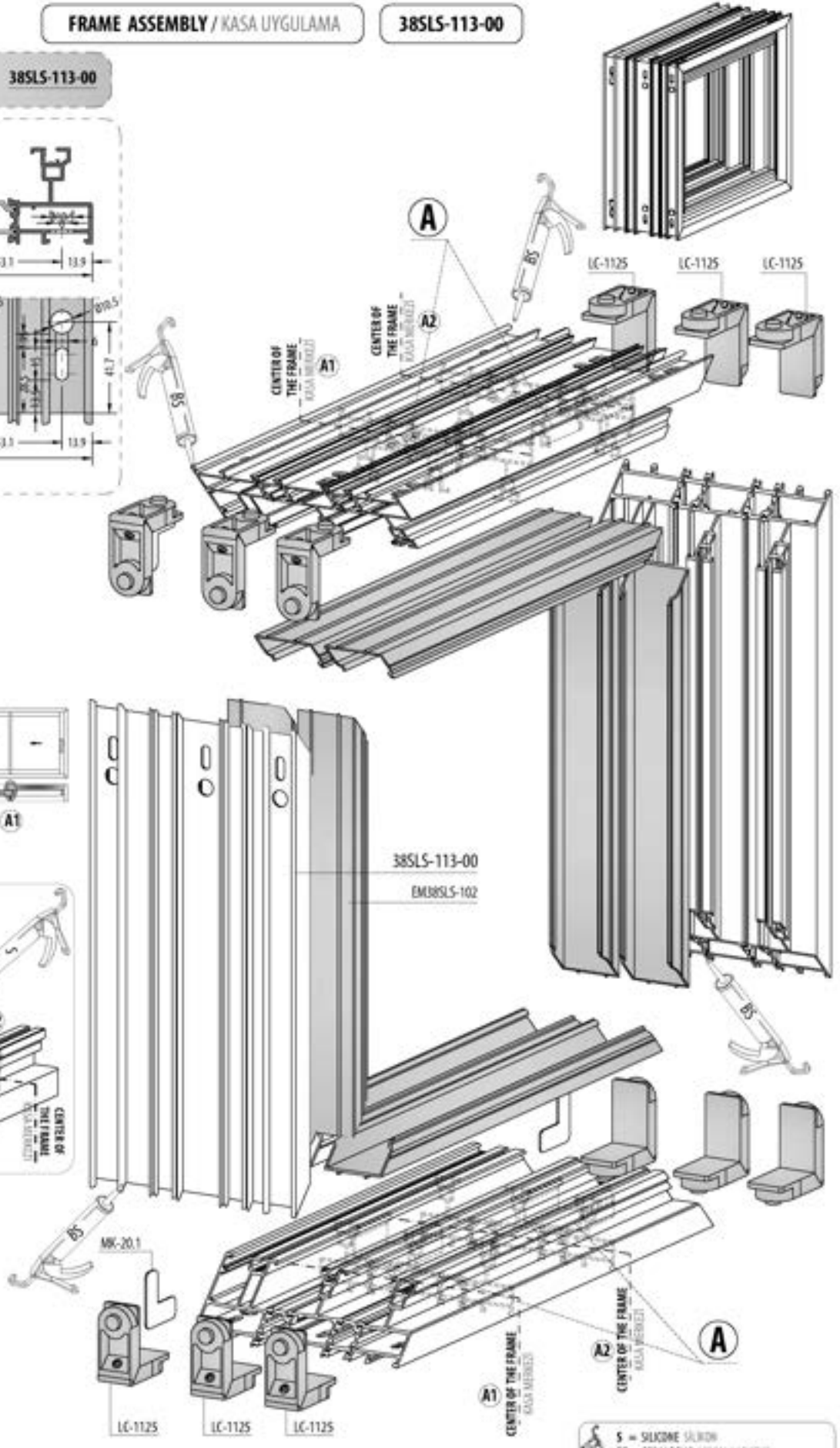
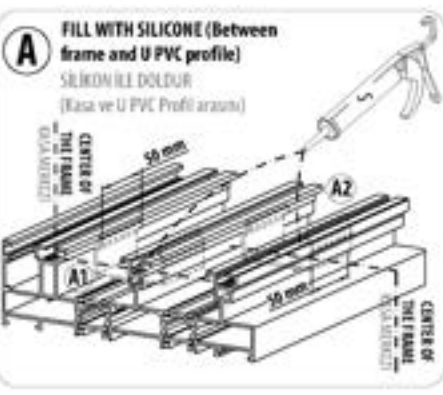
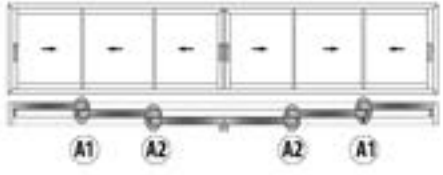
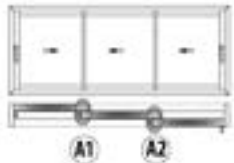
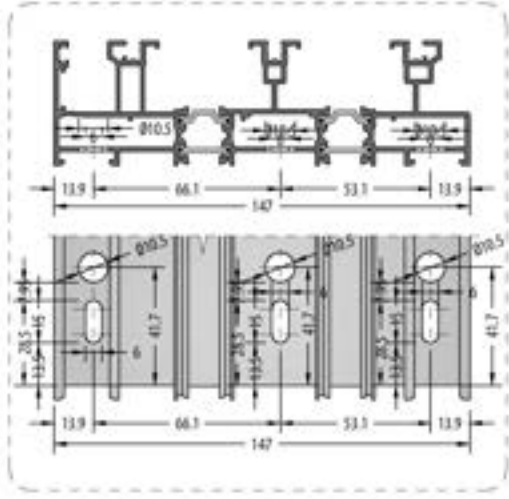
**FRAME ASSEMBLY / KASA UYGULAMA**

**38SLS-113-00**

**DIE-CAST CORNER JOINT**

**38SLS-113-00**

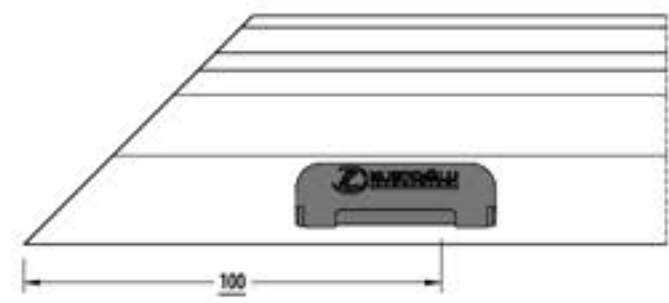
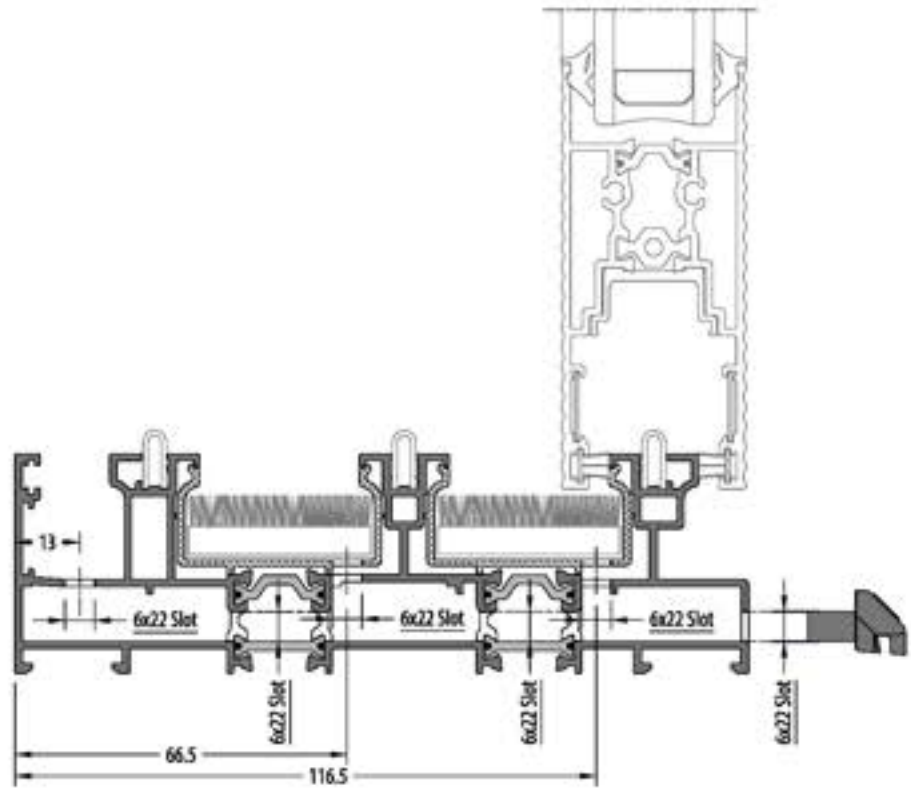
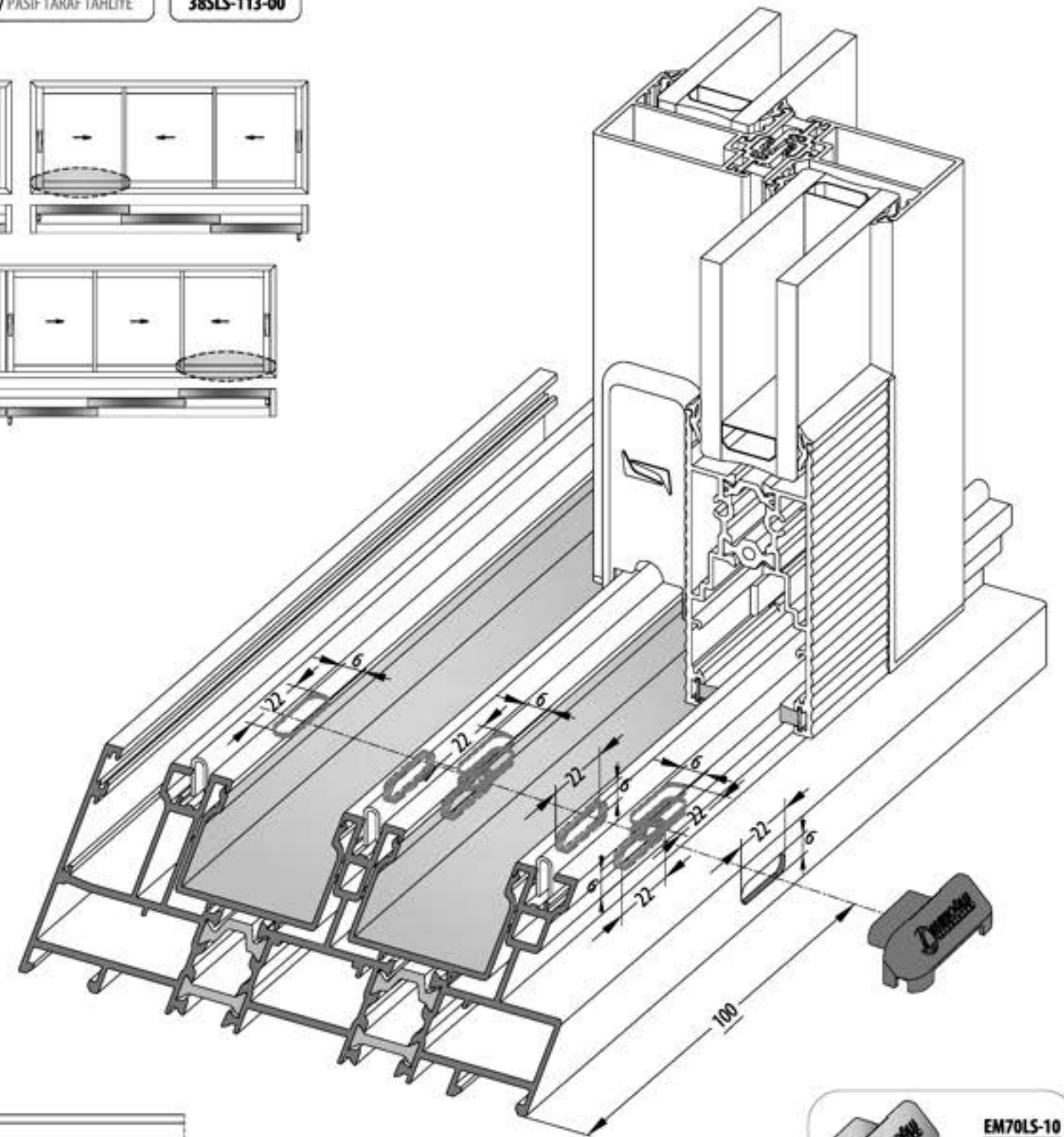
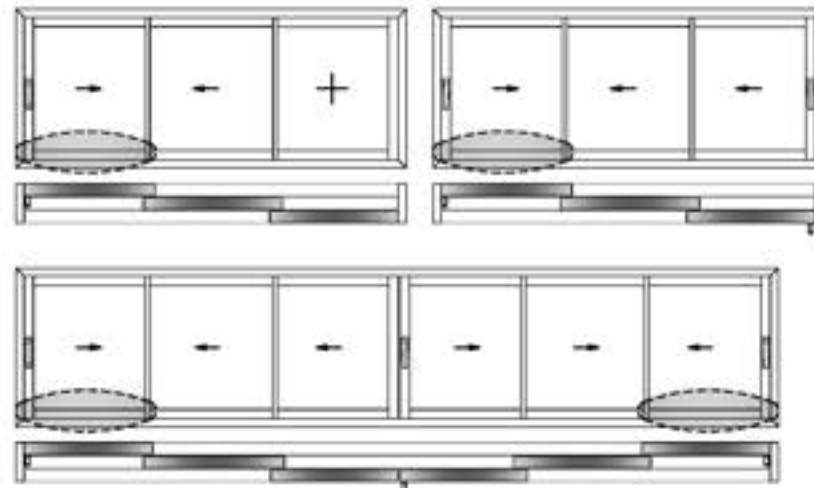
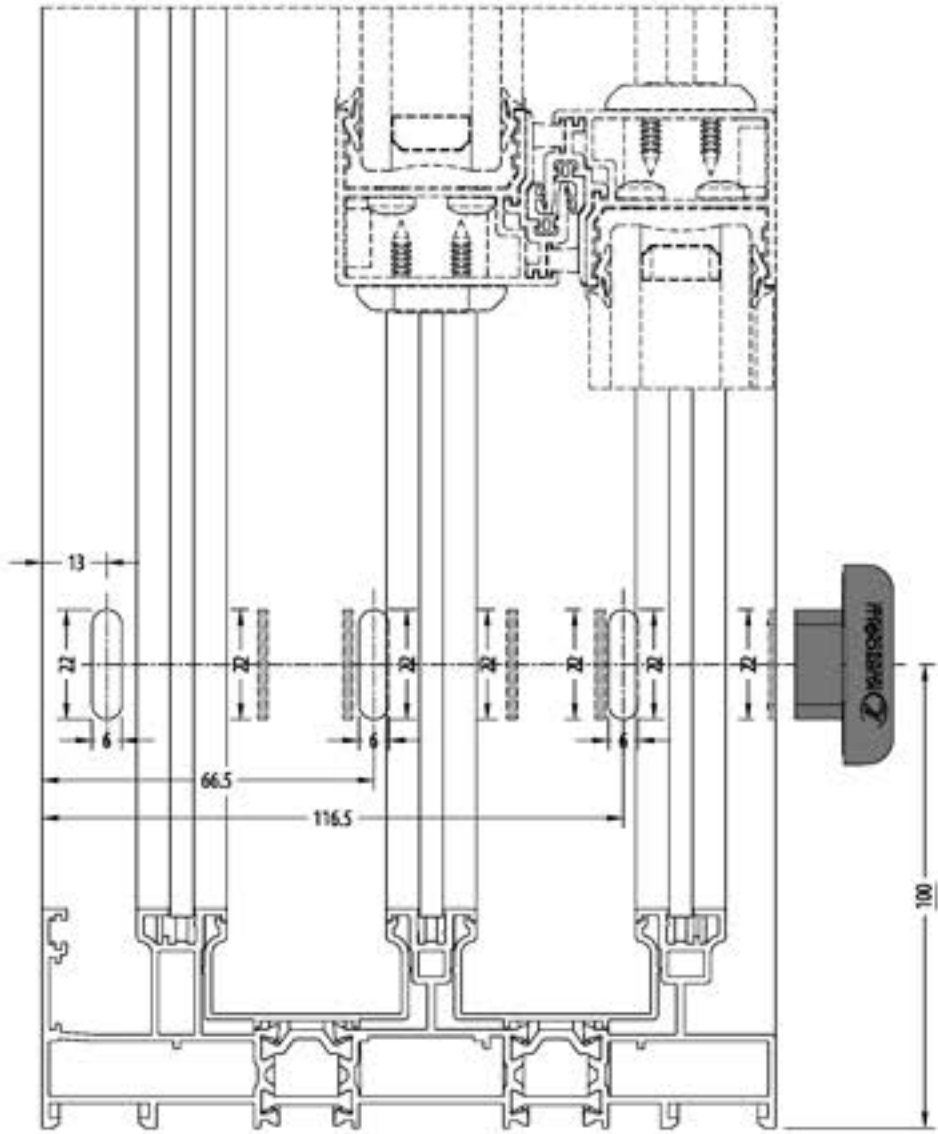
PİMLİ BAĞLANTI



**S** = SILICONE / SİLİKON  
**BS** = EPDM BOND / EPDM BAĞIŞTICI  
**BS** = BOND AND SEAL / YAPISITIRICI VE SIZDIRMAZ

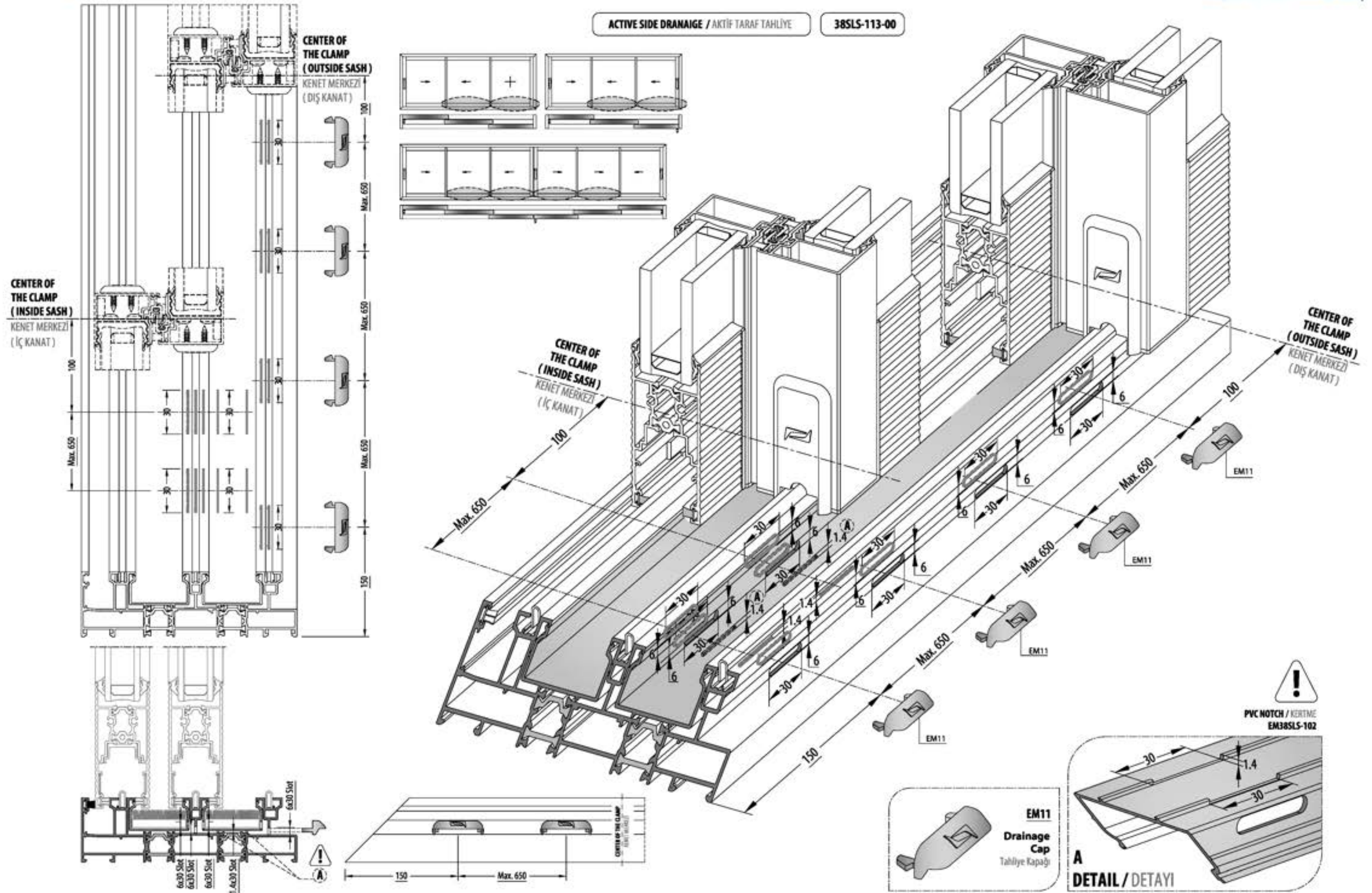
**PASSIVE SIDE DRAINAGE / PASIF TARAF TAHLİYE**

**38SL5-113-00**



**ACTIVE SIDE DRAINAGE / AKTİF TARAF TAHLİYE**

**38SLS-113-00**

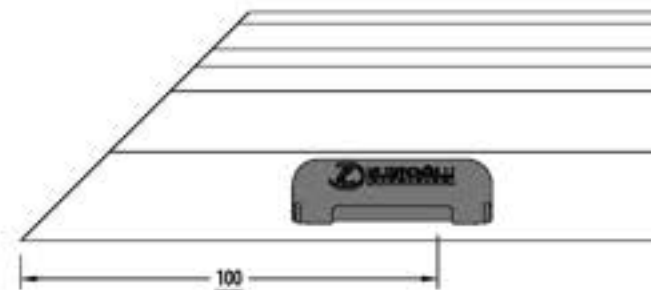
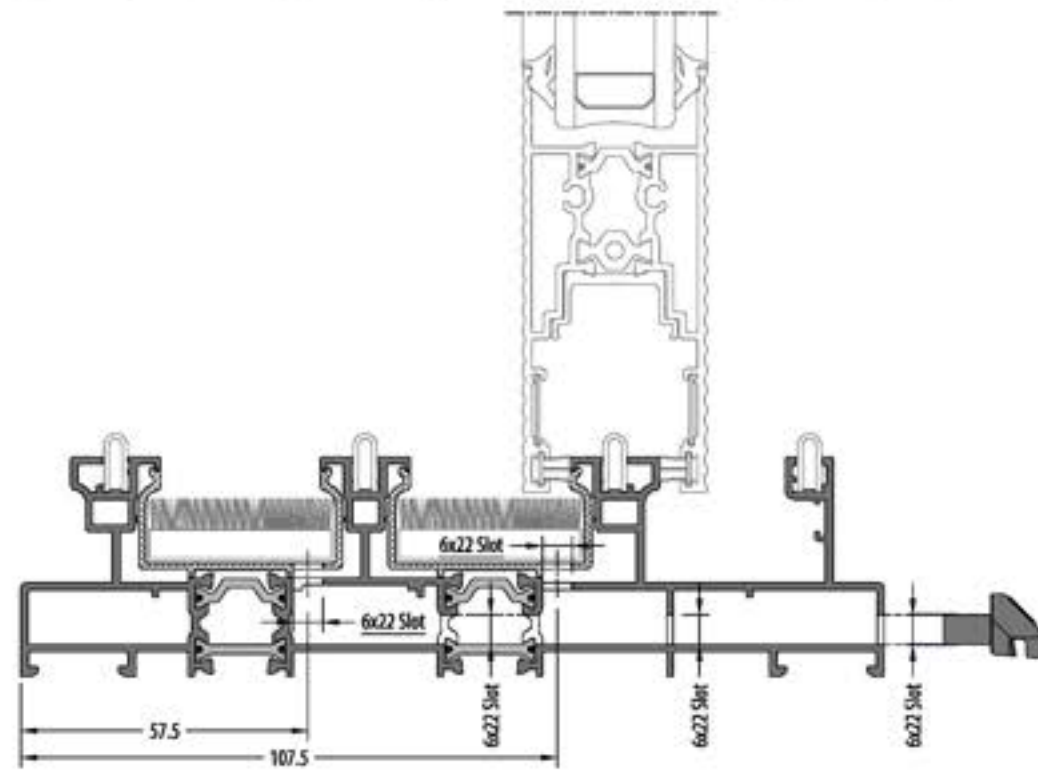
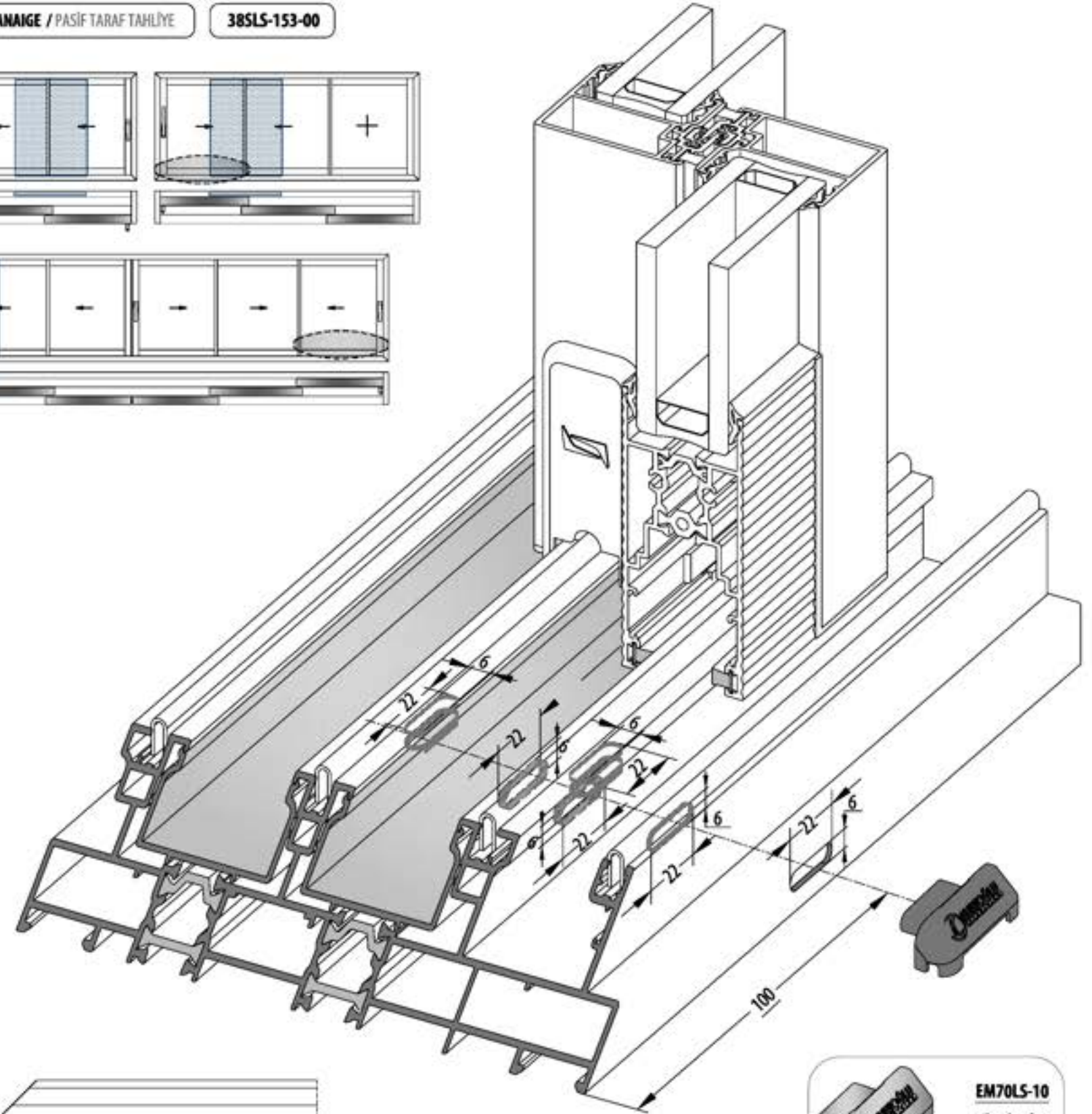
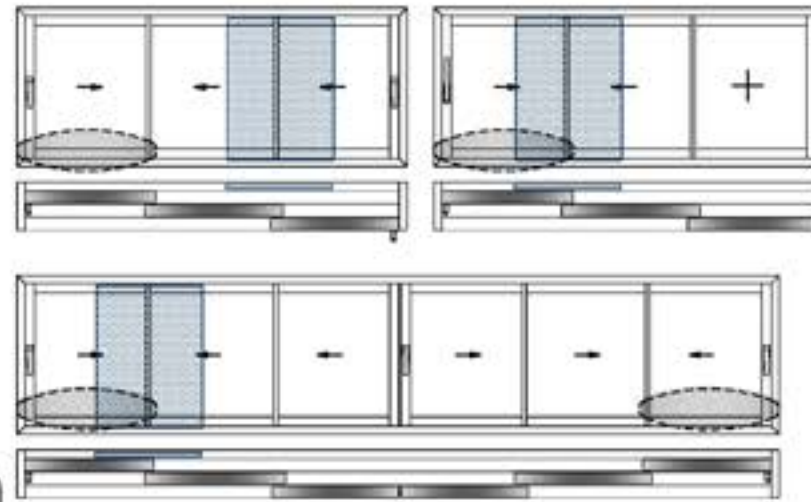
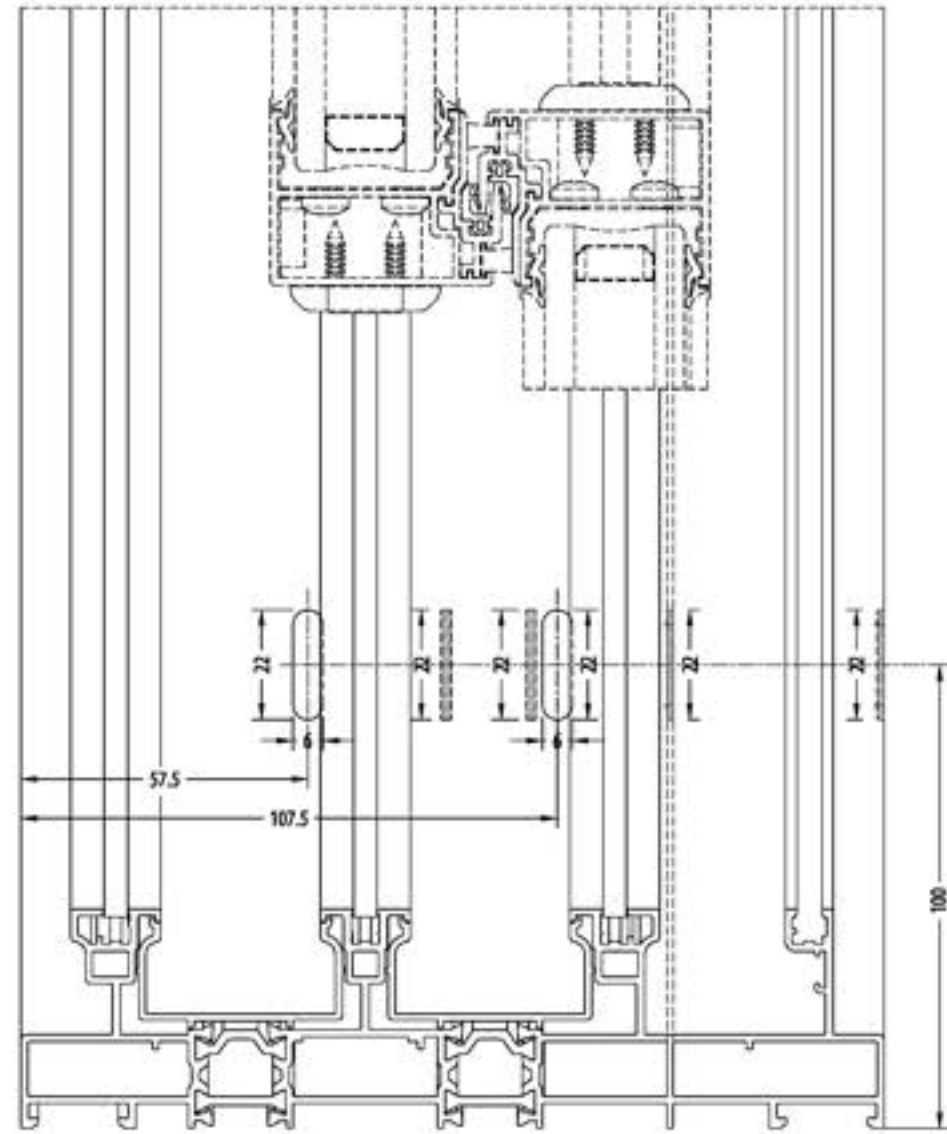






PASSIVE SIDE DRAINAGE / PASIF TARAF TAHLİYE

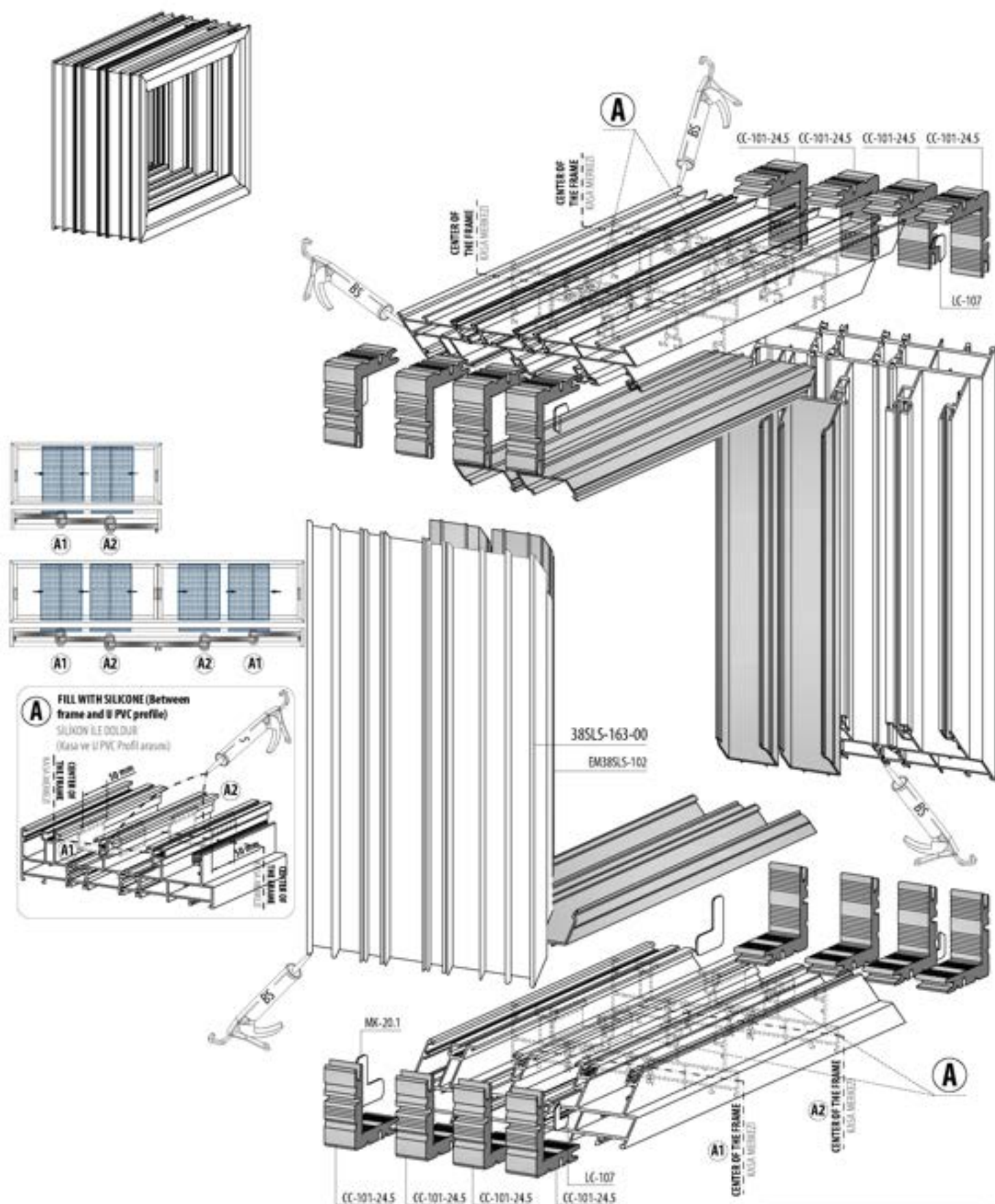
38SL5-153-00





**FRAME ASSEMBLY / KASA UYGULAMA**

**38SLS-163-00**



**A** FILL WITH SILKONE (Between frame and U PVC profile)  
SİLİKON İLE DOLDUR (Kasa ve U PVC Profil arası)

10mm  
15mm

S = SILICONE SİLİKON  
B5 = EPDM BOND / EPDM KAPLI  
B5 = BOND AND SEAL / YAPICI VE SIZDIRMAZ

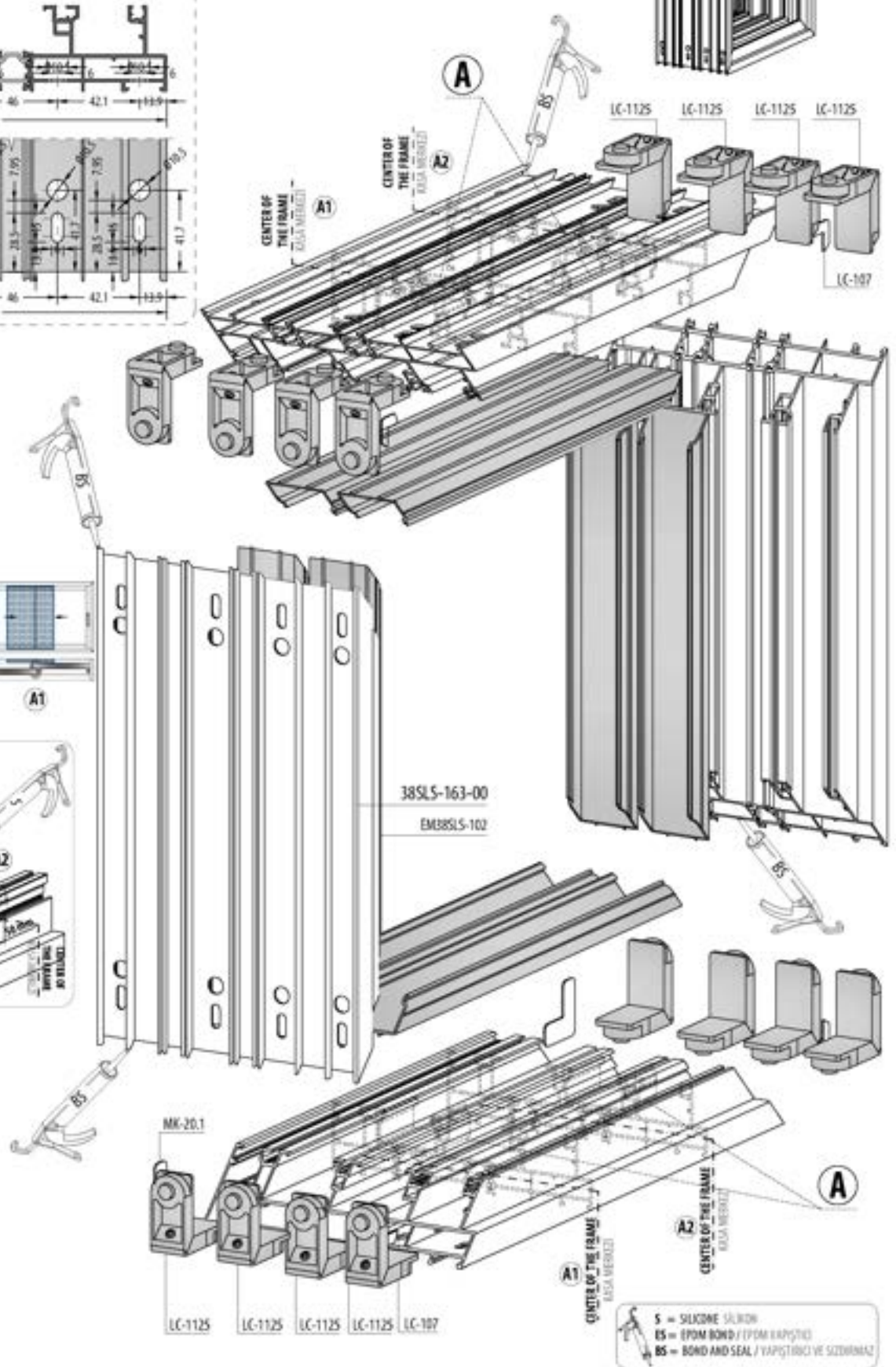
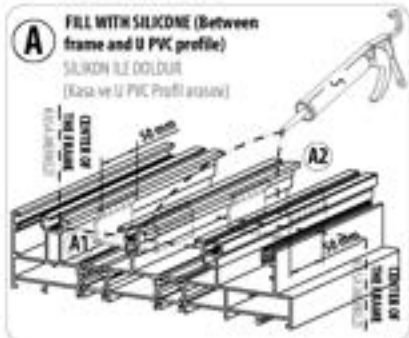
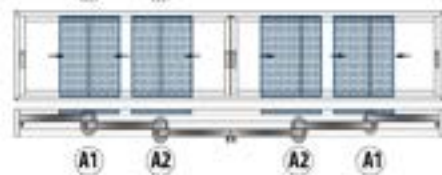
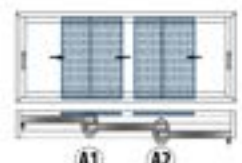
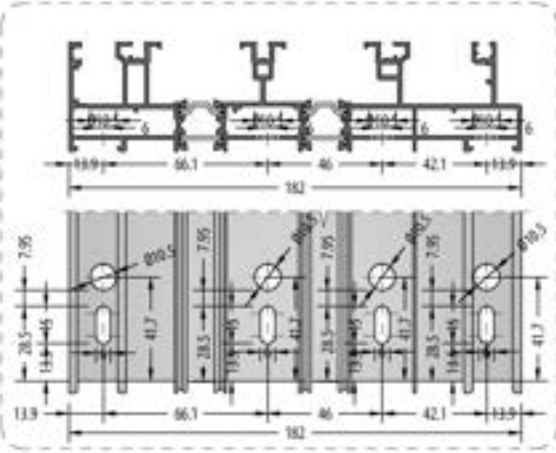
**FRAME ASSEMBLY / KASA UYGULAMA**

**38SLS-163-00**

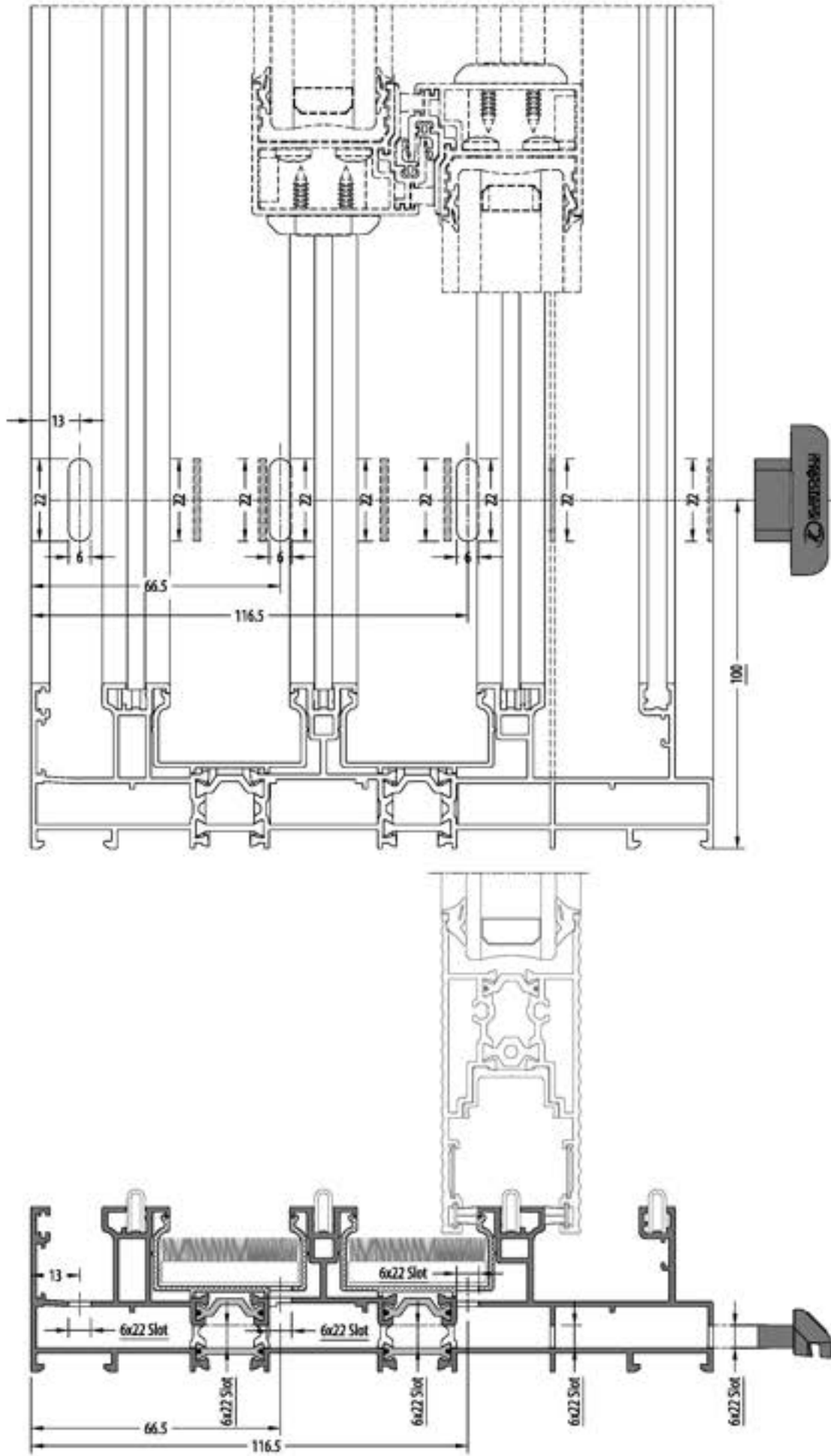
**DIE-CAST CORNER JOINT**

**38SLS-163-00**

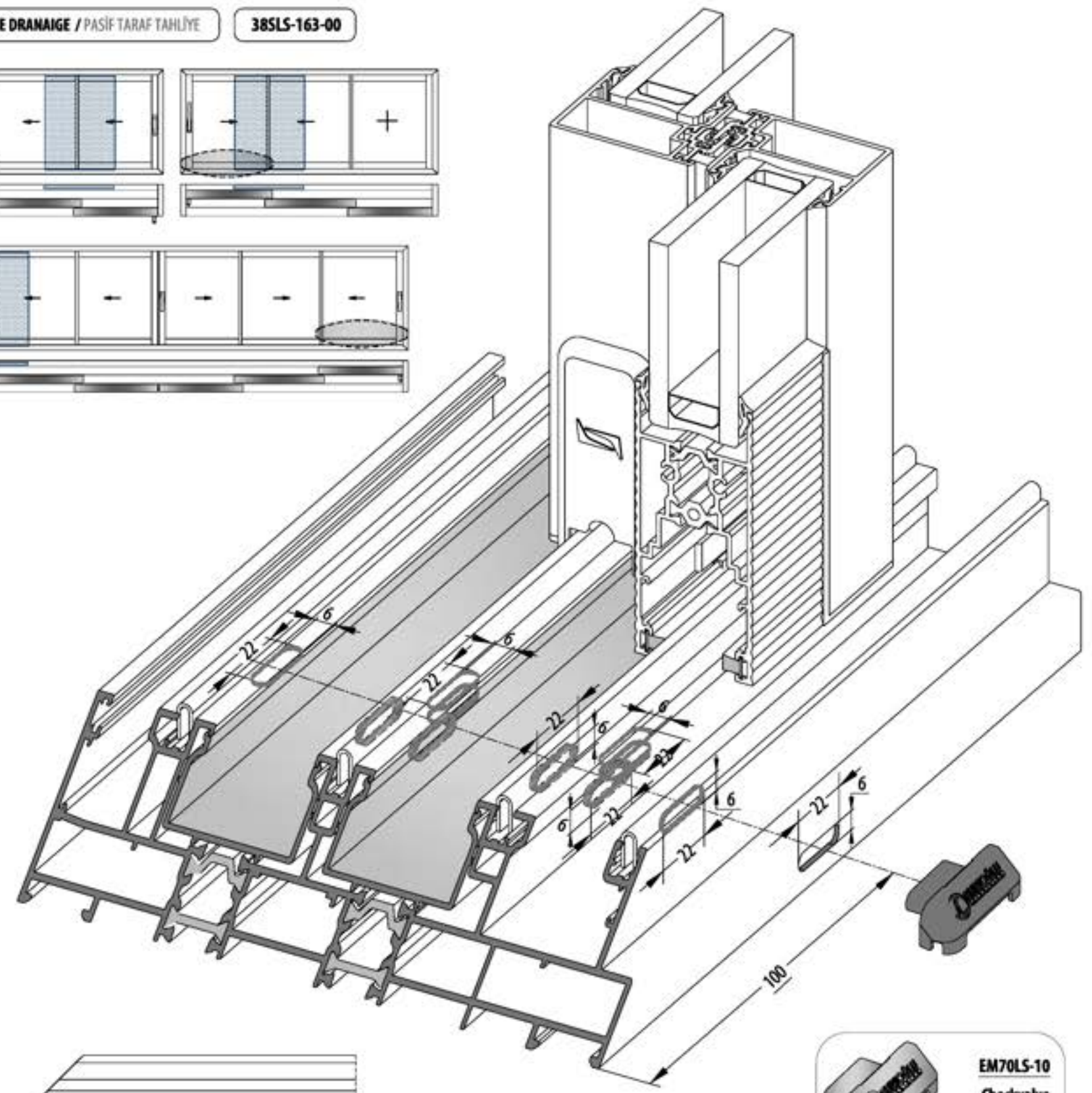
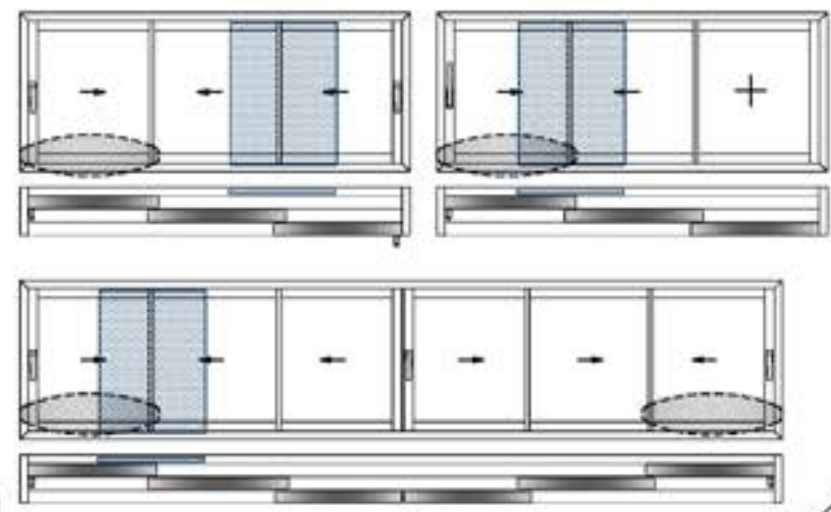
PİMLİ BAĞLANTI



**S** = SILICONE / SİLİKON  
**B5** = EPDM BOND / EPDM BAĞIŞTICI  
**B5** = BOND AND SEAL / YAPIŞTIRICI VE SIZDIRMAZ



PASSIVE SIDE DRAINAGE / PASİF TARAF TAHLİYE 38SL5-163-00



**EM70LS-10**  
Checkvalve  
must used.  
Çekvalf  
kullanılmalıdır.



