


EDITION / VERSİYON
UPDATE / GÜNCELLEME

05/2019
07/2021

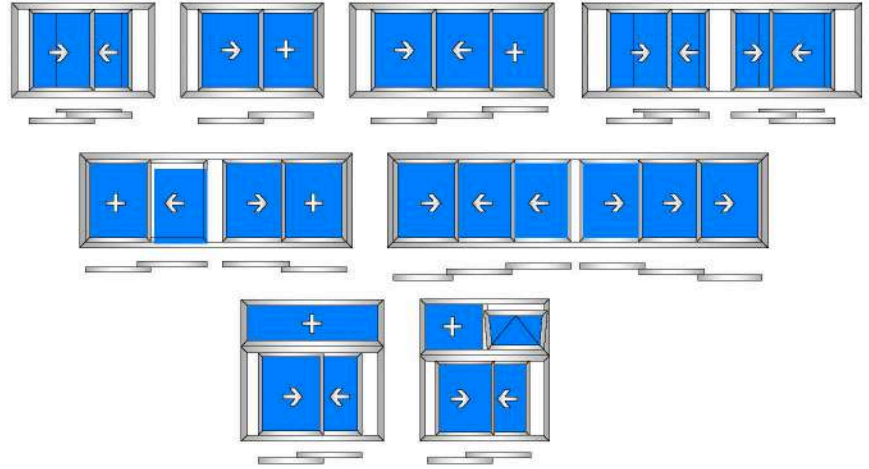
SLIDING SYSTEM
SÜRME SİSTEMİ
SYSTEM 38T
SİSTEM 38T



38T SYSTEM / SİSTEM
TECHNICAL INFORMATION / TEKNİK BİLGİLER

System Properties / Sistem Özellikleri

Frame Height / Kasa Geniřliđi	: 77.4 mm
Vent Height / Kanat Geniřliđi	: 38 mm
Wall Thickness / Et Kalınlıđı	: 1.4 - 1.5 mm
Insulation Bar / Isı Bariyer	: 14.8 mm
Sash Carrying Capacity Kanat Tařıma Kapasitesi	: 120 Kg
Thermal Permability Uf Isı Geçirgenlik Uf EN ISO 1077-2	: 4.45 W/m2K
EPDM Gaskets / EPDM Fıtil	
Glazing From 4 mm to 24 mm Cam Kullanımı 4 mm'den 24 mm	
Compatible with 60T / 60T ile Uyumlu	

Sliding Opportunities / Sürme Seçenekleri**Code Logic / Kod Mantıđı**

38T	101	00
Title/Seri	Group/Grup	Factory Standard Fabrika Standartı

Titles / Seriler

38T - System Name / Sistem Adı
08 - Glazing Bead / Cam Çıtası
09 - Extruded Corner Joints / Pres Köşe Takođu

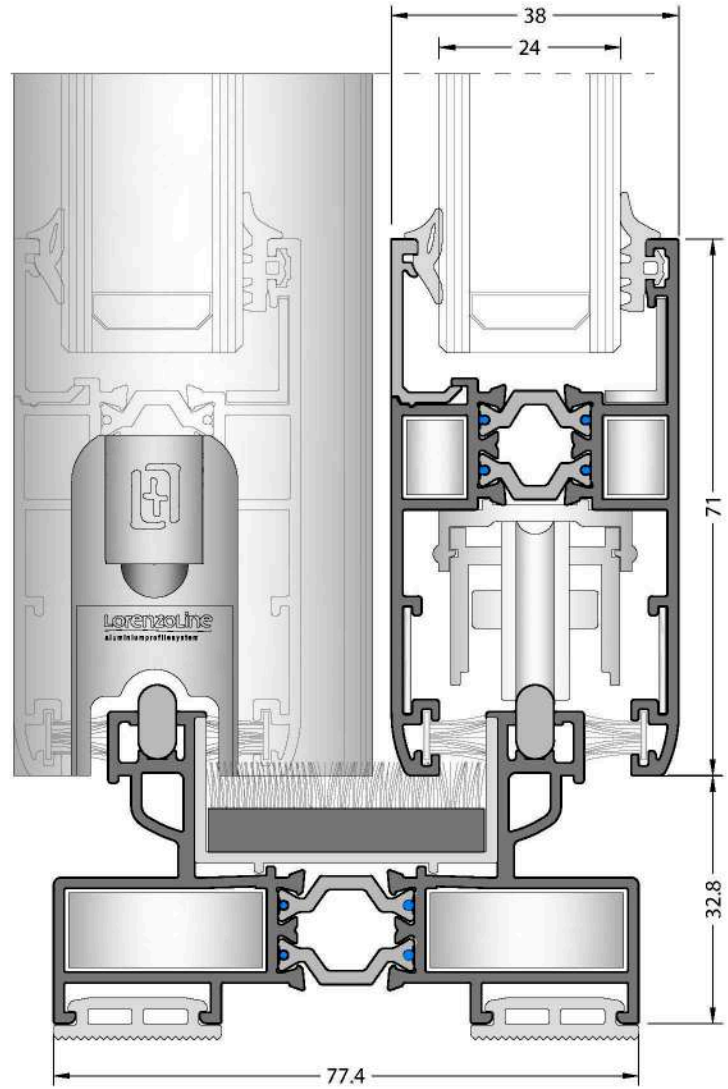
Groups / Gruplar

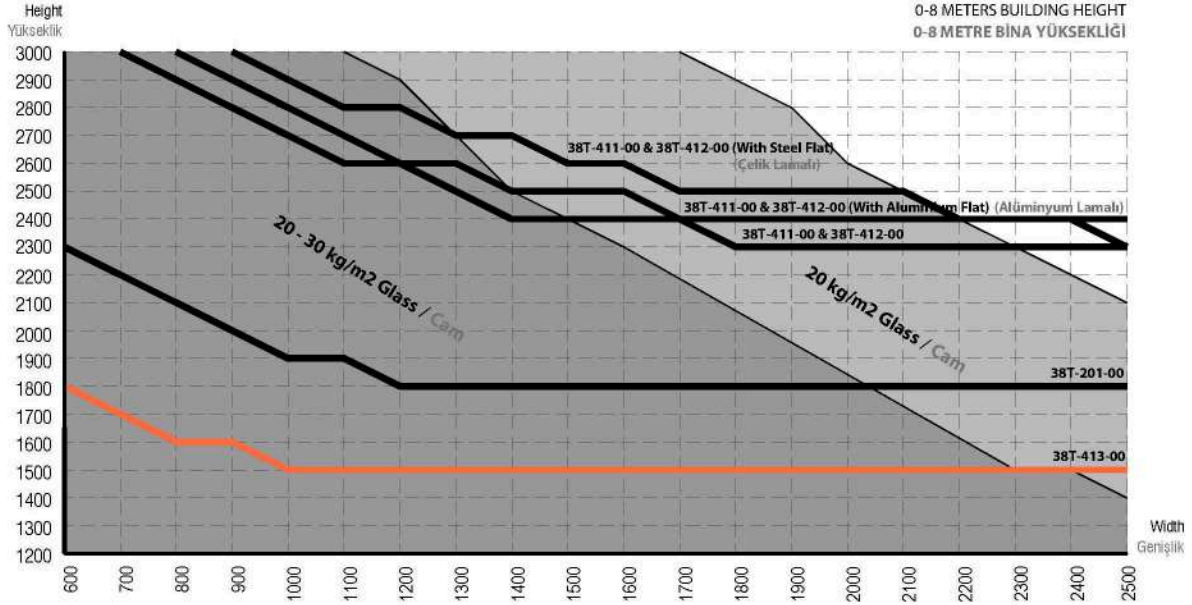
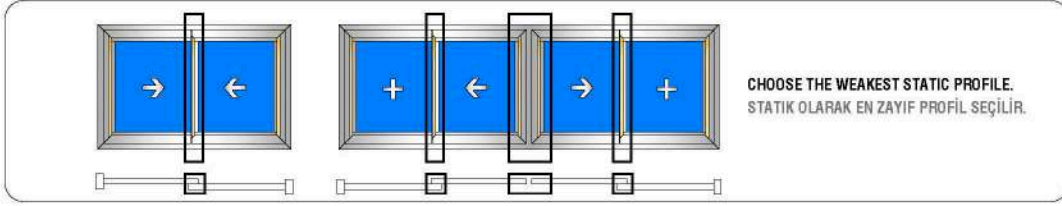
101, 102, ... Frames / Kasalar
201, 211, ... Vents / Kanatlar
301, 302, ... Mullions / Orta Kayıtlar
411, 412, ... Narrow Profiles / Dar Kenet
501, 502, ... Adapters / Adaptörler

Alloy / Alařım

The alloys of the aluminium profiles are 6060 and 6063 (AlMgSi 0,5 - F22) based on EN 12020-2 / 755-9 standards. Alüminyum profil alařımları 6060 ve 6063 (AlMgSi 0,5 - F22) EN 12020-2 / 755-9 standartlarına uygundur.

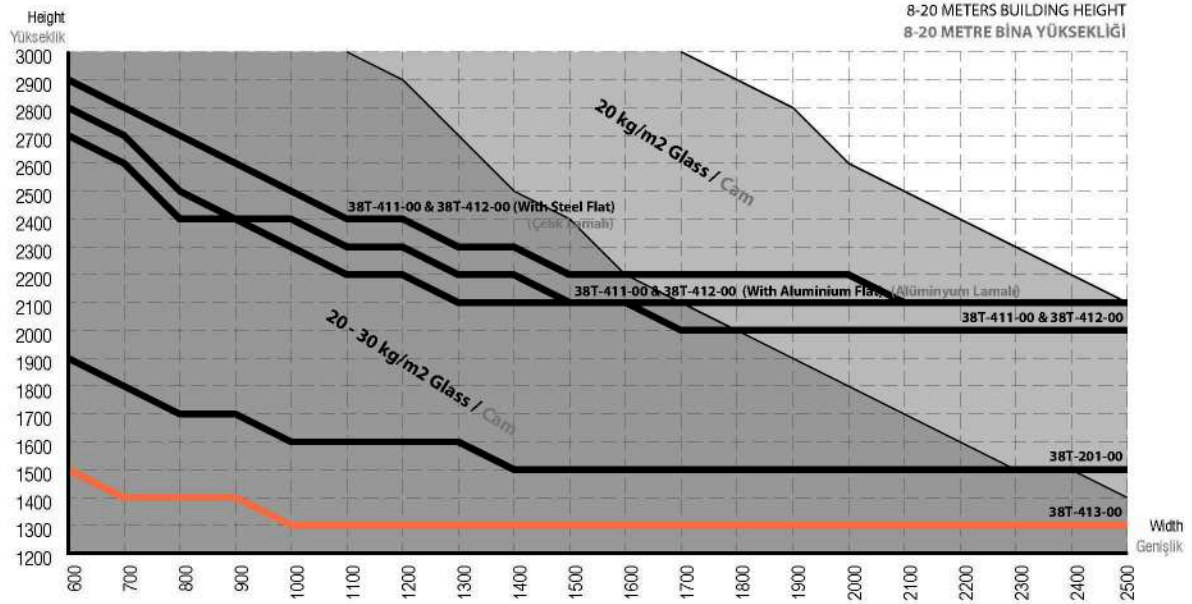
All drawings are not scaled.
Tüm çizimler ölçeksizdir.





- 38T-411-00 & 38T-412-00 (0-8 meters Building Height) (With Steel Flat)
(0-8 metre Bina Yüksekliği) (Çelik Lamalı)
- 38T-411-00 & 38T-412-00 (0-8 meters Building Height) (With Aluminium Flat)
(0-8 metre Bina Yüksekliği) (Alüminyum Lamalı)
- 38T-411-00 & 38T-412-00 (0-8 meters Building Height)
(0-8 metre Bina Yüksekliği)
- 38T-201-00
(0-8 meters Building Height)
(0-8 metre Bina Yüksekliği)
- 38T-413-00
(0-8 metre Bina Yüksekliği)

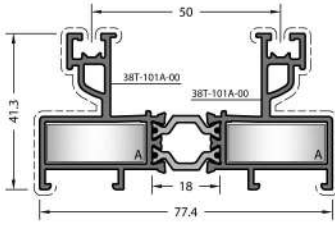
- 20 kg/m2 Glass Area
Cam Alanı
- 30 kg/m2 Glass Area
Cam Alanı



- 38T-411-00 & 38T-412-00 (8-20 meters Building Height) (With Steel Flat)
(8-20 metre Bina Yüksekliği) (Çelik Lamalı)
- 38T-411-00 & 38T-412-00 (8-20 meters Building Height) (With Aluminium Flat)
(8-20 metre Bina Yüksekliği) (Alüminyum Lamalı)
- 38T-411-00 & 38T-412-00 (8-20 meters Building Height)
(8-20 metre Bina Yüksekliği)
- 38T-201-00
(8-20 meters Building Height)
(8-20 metre Bina Yüksekliği)
- 38T-413-00
(8-20 meters Building Height)
(8-20 metre Bina Yüksekliği)

- 20 kg/m2 Glass Area
Cam Alanı
- 30 kg/m2 Glass Area
Cam Alanı

**38T SYSTEM / SİSTEM
PROFILES / PROFİLLER**



CODE / KOD
38T-101-00

THEORETICAL
WEIGHT kg/m
TEORİK AĞIRLIK kg/m
1.462

CORNER JOINTS
KÖŞE BAĞLANTILAR

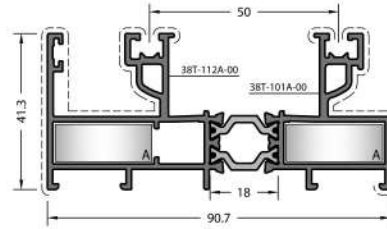


A CC-101-26.3

DIE-CAST
CORNER JOINT
PİMLİ BAĞLANTI



A LC-1127



CODE / KOD
38T-112-00

THEORETICAL
WEIGHT kg/m
TEORİK AĞIRLIK kg/m
1.707

CORNER JOINTS
KÖŞE BAĞLANTILAR

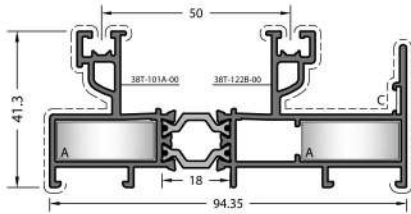


A CC-101-26.3

DIE-CAST
CORNER JOINT
PİMLİ BAĞLANTI



A LC-1127



CODE / KOD
38T-122-00

THEORETICAL
WEIGHT kg/m
TEORİK AĞIRLIK kg/m
1.710

CORNER JOINTS
KÖŞE BAĞLANTILAR



A CC-101-26.3

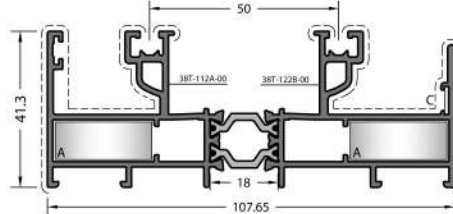


C LC-107

DIE-CAST
CORNER JOINT
PİMLİ BAĞLANTI



A LC-1127



CODE / KOD
38T-132-00

THEORETICAL
WEIGHT kg/m
TEORİK AĞIRLIK kg/m
1.955

CORNER JOINTS
KÖŞE BAĞLANTILAR



A CC-101-26.3

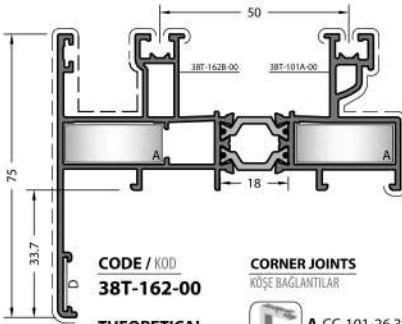


C LC-107

DIE-CAST
CORNER JOINT
PİMLİ BAĞLANTI



A LC-1127



CODE / KOD
38T-162-00

THEORETICAL
WEIGHT kg/m
TEORİK AĞIRLIK kg/m
1.773

CORNER JOINTS
KÖŞE BAĞLANTILAR



A CC-101-26.3

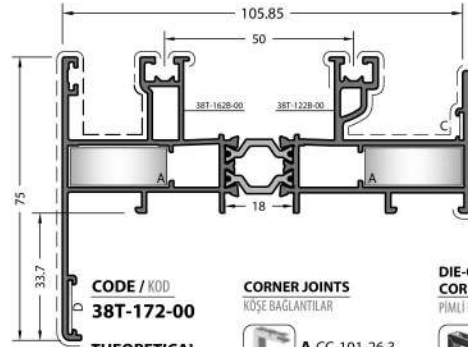


D MK-20.1

DIE-CAST
CORNER JOINT
PİMLİ BAĞLANTI



A LC-1127



CODE / KOD
38T-172-00

THEORETICAL
WEIGHT kg/m
TEORİK AĞIRLIK kg/m
2.021

CORNER JOINTS
KÖŞE BAĞLANTILAR



A CC-101-26.3



C LC-107

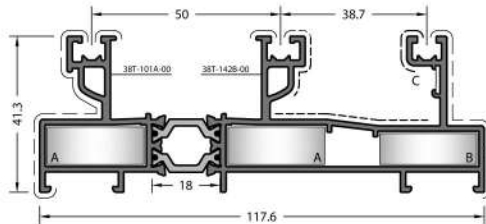


D MK-20.1

DIE-CAST
CORNER JOINT
PİMLİ BAĞLANTI



A LC-1127



CODE / KOD
38T-142-00

THEORETICAL
WEIGHT kg/m
TEORİK AĞIRLIK kg/m
1.982

CORNER JOINTS
KÖŞE BAĞLANTILAR



A CC-101-26.3



B CC-119-26.3

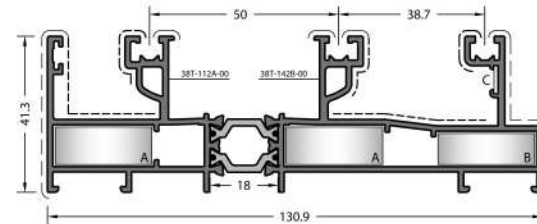


C LC-107

DIE-CAST
CORNER JOINT
PİMLİ BAĞLANTI



A LC-1127



CODE / KOD
38T-152-00

THEORETICAL
WEIGHT kg/m
TEORİK AĞIRLIK kg/m
2.226

CORNER JOINTS
KÖŞE BAĞLANTILAR



A CC-101-26.3



B CC-119-26.3

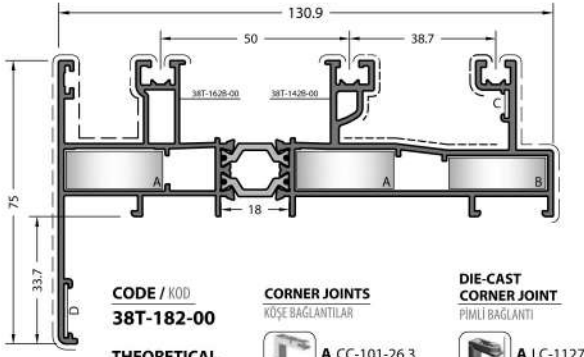


C LC-107

DIE-CAST
CORNER JOINT
PİMLİ BAĞLANTI



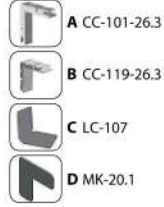
A LC-1127



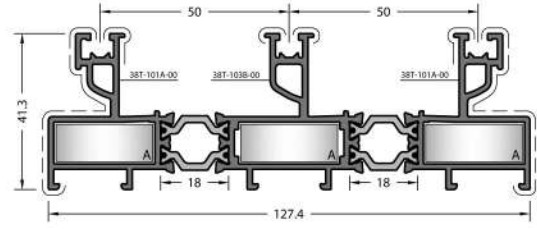
CODE / KOD
38T-182-00

THEORETICAL
WEIGHT kg/m
TEORİK AĞIRLIK kg/m
2.292

CORNER JOINTS
KÖŞE BAĞLANTILAR



DIE-CAST
CORNER JOINT
PİMLİ BAĞLANTI



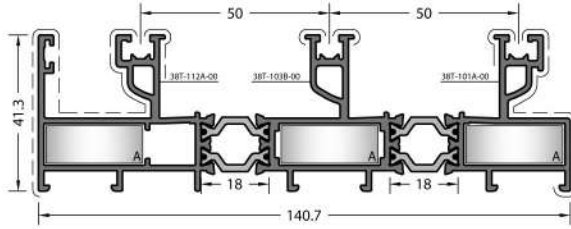
CODE / KOD
38T-103-00

THEORETICAL
WEIGHT kg/m
TEORİK AĞIRLIK kg/m
2.350

CORNER JOINTS
KÖŞE BAĞLANTILAR



DIE-CAST
CORNER JOINT
PİMLİ BAĞLANTI



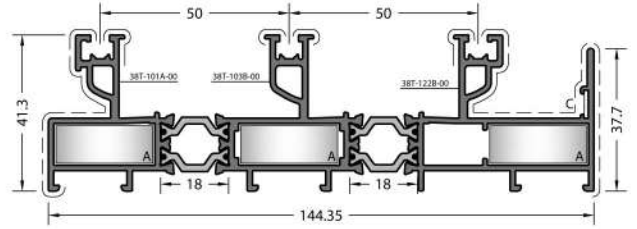
CODE / KOD
38T-113-00

THEORETICAL
WEIGHT kg/m
TEORİK AĞIRLIK kg/m
2.595

CORNER JOINTS
KÖŞE BAĞLANTILAR



DIE-CAST
CORNER JOINT
PİMLİ BAĞLANTI



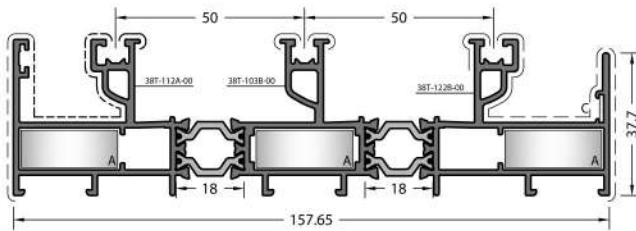
CODE / KOD
38T-123-00

THEORETICAL
WEIGHT kg/m
TEORİK AĞIRLIK kg/m
2.598

CORNER JOINTS
KÖŞE BAĞLANTILAR



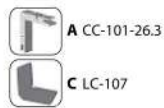
DIE-CAST
CORNER JOINT
PİMLİ BAĞLANTI



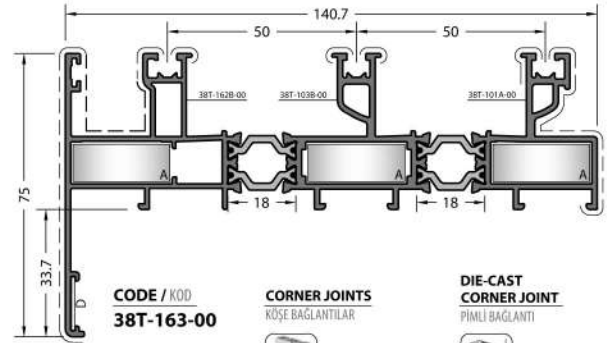
CODE / KOD
38T-133-00

THEORETICAL
WEIGHT kg/m
TEORİK AĞIRLIK kg/m
2.843

CORNER JOINTS
KÖŞE BAĞLANTILAR



DIE-CAST
CORNER JOINT
PİMLİ BAĞLANTI



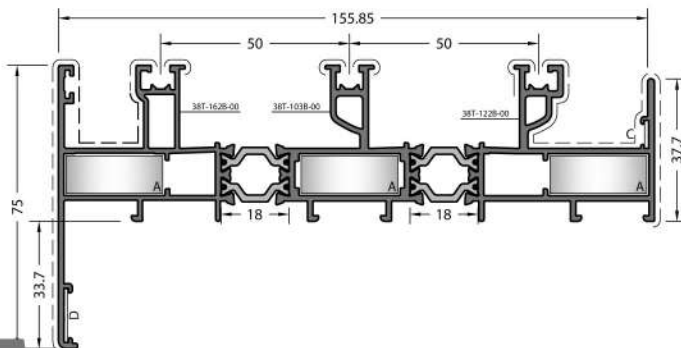
CODE / KOD
38T-163-00

THEORETICAL
WEIGHT kg/m
TEORİK AĞIRLIK kg/m
2.661

CORNER JOINTS
KÖŞE BAĞLANTILAR



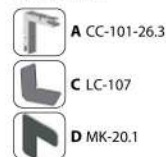
DIE-CAST
CORNER JOINT
PİMLİ BAĞLANTI



CODE / KOD
38T-173-00

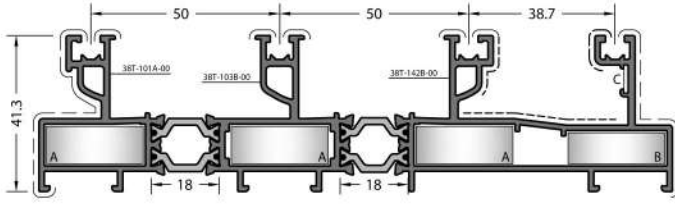
THEORETICAL
WEIGHT kg/m
TEORİK AĞIRLIK kg/m
2.909

CORNER JOINTS
KÖŞE BAĞLANTILAR



DIE-CAST
CORNER JOINT
PİMLİ BAĞLANTI





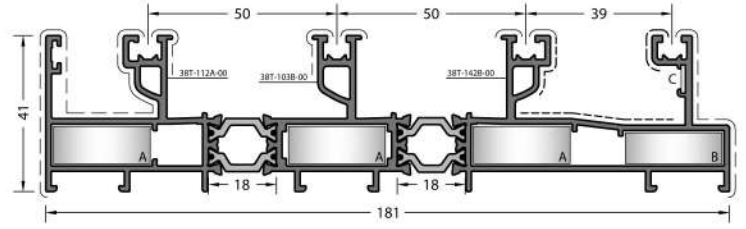
CODE / KOD
38T-143-00

THEORETICAL WEIGHT kg/m
TEORİK AĞIRLIK kg/m
2.870

CORNER JOINTS
KÖŞE BAĞLANTILAR



DIE-CAST CORNER JOINT
PİMLİ BAĞLANTI



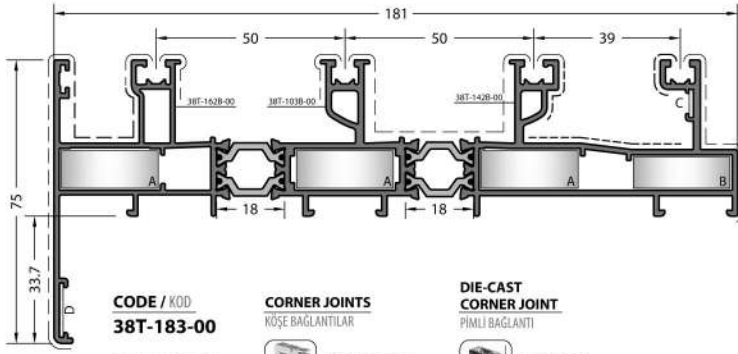
CODE / KOD
38T-197-00

THEORETICAL WEIGHT kg/m
TEORİK AĞIRLIK kg/m
3.114

CORNER JOINTS
KÖŞE BAĞLANTILAR



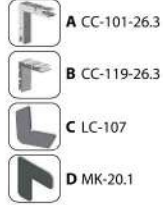
DIE-CAST CORNER JOINT
PİMLİ BAĞLANTI



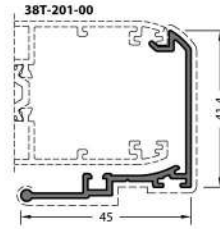
CODE / KOD
38T-183-00

THEORETICAL WEIGHT kg/m
TEORİK AĞIRLIK kg/m
3.180

CORNER JOINTS
KÖŞE BAĞLANTILAR

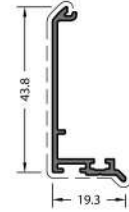


DIE-CAST CORNER JOINT
PİMLİ BAĞLANTI



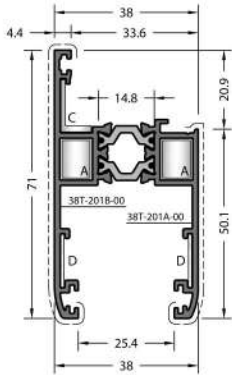
CODE / KOD
38-502-00

THEORETICAL WEIGHT kg/m
TEORİK AĞIRLIK kg/m
0.425



CODE / KOD
38T-512-00

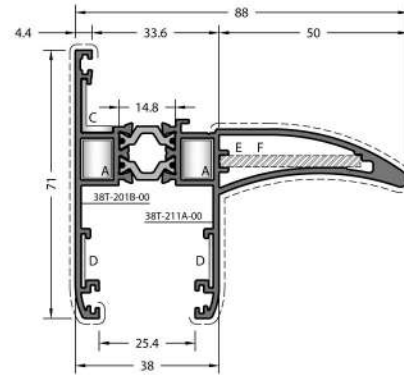
THEORETICAL WEIGHT kg/m
TEORİK AĞIRLIK kg/m
0.275



CODE / KOD
38T-201-00

THEORETICAL WEIGHT kg/m
TEORİK AĞIRLIK kg/m
1.113


CORNER JOINTS
KÖŞE BAĞLANTILAR



CODE / KOD
38T-211-00

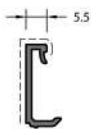
THEORETICAL WEIGHT kg/m
TEORİK AĞIRLIK kg/m
1.611

CORNER JOINTS
KÖŞE BAĞLANTILAR



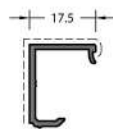
CODE / KOD
38-801-00

THEORETICAL WEIGHT kg/m
TEORİK AĞIRLIK kg/m
0.133



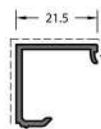
CODE / KOD
38-802-00

THEORETICAL WEIGHT kg/m
TEORİK AĞIRLIK kg/m
0.141



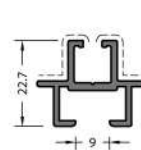
CODE / KOD
38-807-00

THEORETICAL WEIGHT kg/m
TEORİK AĞIRLIK kg/m
0.184



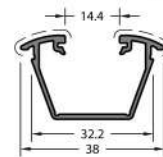
CODE / KOD
38-808-00

THEORETICAL WEIGHT kg/m
TEORİK AĞIRLIK kg/m
0.197



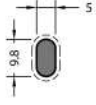
CODE / KOD
38-503-00

THEORETICAL WEIGHT kg/m
TEORİK AĞIRLIK kg/m
0.371



CODE / KOD
38C-513-00

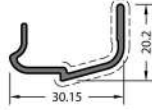
THEORETICAL WEIGHT kg/m
TEORİK AĞIRLIK kg/m
0.320



5 Micron Anodized.
5 Mikron Eoksal.

CODE / KOD
13-134-050R

THEORETICAL WEIGHT kg/m
TEORİK AĞIRLIK kg/m
0.118



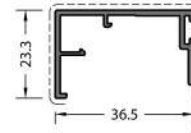
CODE / KOD
38T-510-00

THEORETICAL WEIGHT kg/m
TEORİK AĞIRLIK kg/m
0.233

CAP KAPAK

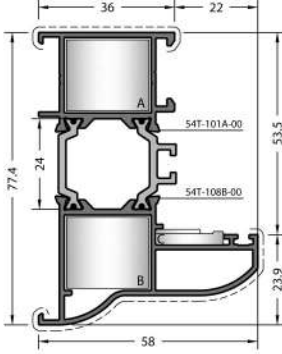


EM38T-510



CODE / KOD
38T-521-00

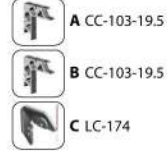
THEORETICAL WEIGHT kg/m
TEORİK AĞIRLIK kg/m
0.352



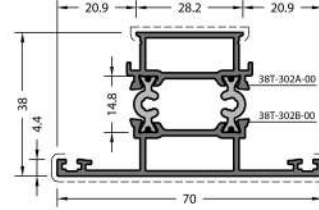
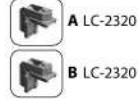
CODE / KOD
60T-108-00

THEORETICAL WEIGHT kg/m
TEORİK AĞIRLIK kg/m
1.381

CORNER JOINTS
KÖŞE BAĞLANTILAR

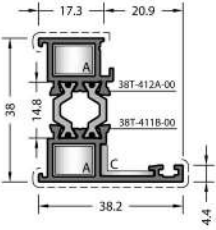


DIE-CAST CORNER JOINT
PİMLİ BAĞLANTI



CODE / KOD
38T-302-00

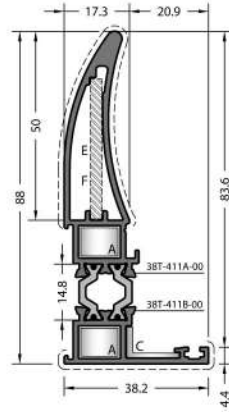
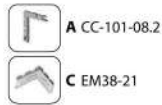
THEORETICAL WEIGHT kg/m
TEORİK AĞIRLIK kg/m
1.077



CODE / KOD
38T-413-00

THEORETICAL WEIGHT kg/m
TEORİK AĞIRLIK kg/m
0.729

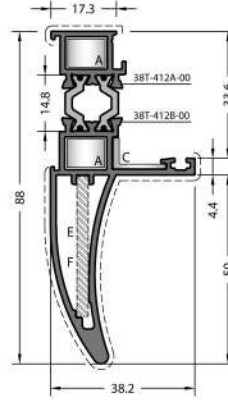

CORNER JOINTS
KÖŞE BAĞLANTILAR



CODE / KOD
38T-411-00

THEORETICAL WEIGHT kg/m
TEORİK AĞIRLIK kg/m
1.227

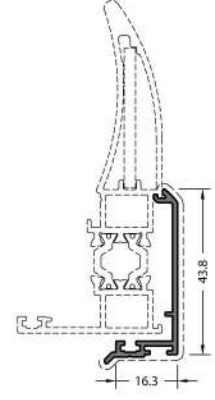

CORNER JOINTS
KÖŞE BAĞLANTILAR



CODE / KOD
38T-412-00

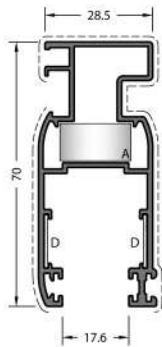
THEORETICAL WEIGHT kg/m
TEORİK AĞIRLIK kg/m
1.226

CORNER JOINTS
KÖŞE BAĞLANTILAR



CODE / KOD
38T-512-00


THEORETICAL WEIGHT kg/m
TEORİK AĞIRLIK kg/m
0.275



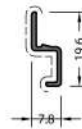
CODE / KOD
38T-251-00

THEORETICAL WEIGHT kg/m
TEORİK AĞIRLIK kg/m
0.920

CORNER JOINTS
KÖŞE BAĞLANTILAR

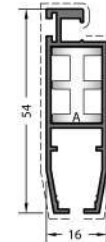


DIE-CAST CORNER JOINT
PİMLİ BAĞLANTI



CODE / KOD
38T-252-00

THEORETICAL WEIGHT kg/m
TEORİK AĞIRLIK kg/m
0.084

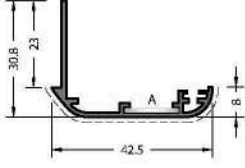


CODE / KOD
1621

THEORETICAL WEIGHT kg/m
TEORİK AĞIRLIK kg/m
0.498

CORNER JOINTS
KÖŞE BAĞLANTILAR

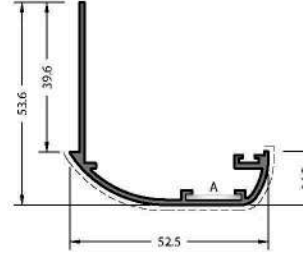




CODE / KOD
07-102-00

THEORETICAL
WEIGHT kg/m
TEORİK AĞIRLIK kg/m
0.324

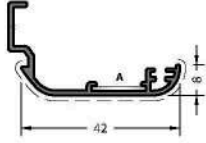
CORNER JOINTS
KÖŞE BAĞLANTILARI



CODE / KOD
07-103-00

THEORETICAL
WEIGHT kg/m
TEORİK AĞIRLIK kg/m
0.488

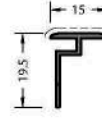
CORNER JOINTS
KÖŞE BAĞLANTILARI



CODE / KOD
07-106-00

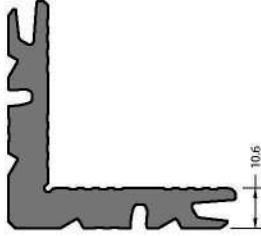
THEORETICAL
WEIGHT kg/m
TEORİK AĞIRLIK kg/m
0.318

CORNER JOINTS
KÖŞE BAĞLANTILARI



CODE / KOD
07-201-00

THEORETICAL
WEIGHT kg/m
TEORİK AĞIRLIK kg/m
0.118



Mill Finish / Pürüz
No visible surface.
Görünen yüzeyi yoktur.

CODE / KOD
09-101-00

THEORETICAL
WEIGHT kg/m
TEORİK AĞIRLIK kg/m
2.561



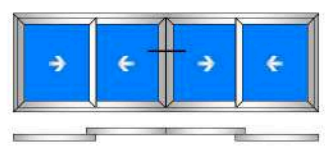
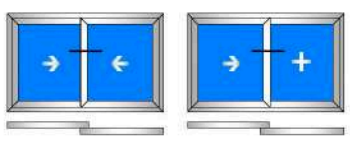
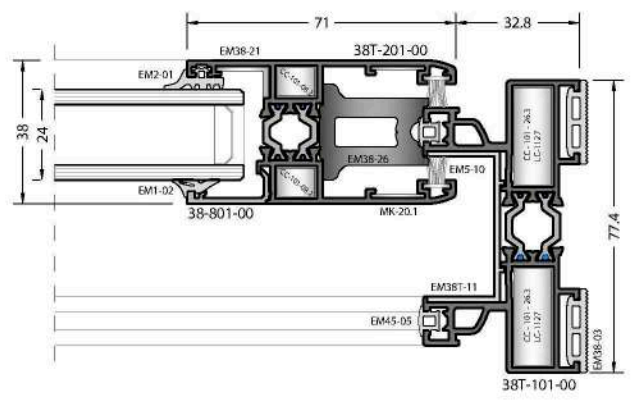
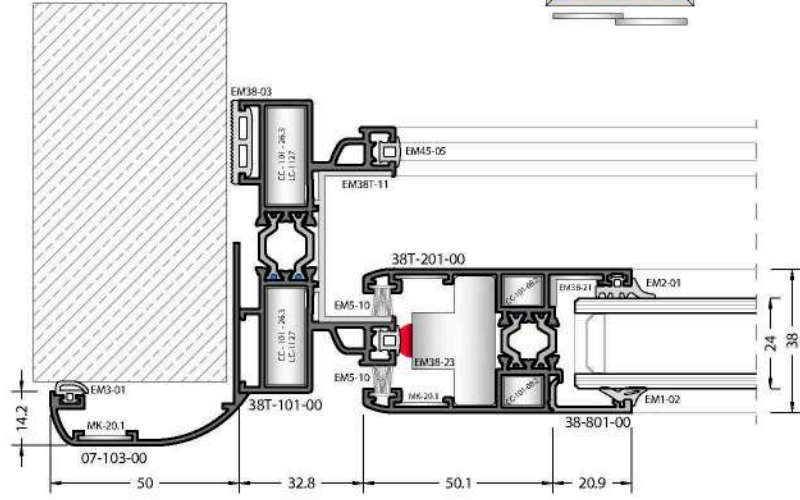
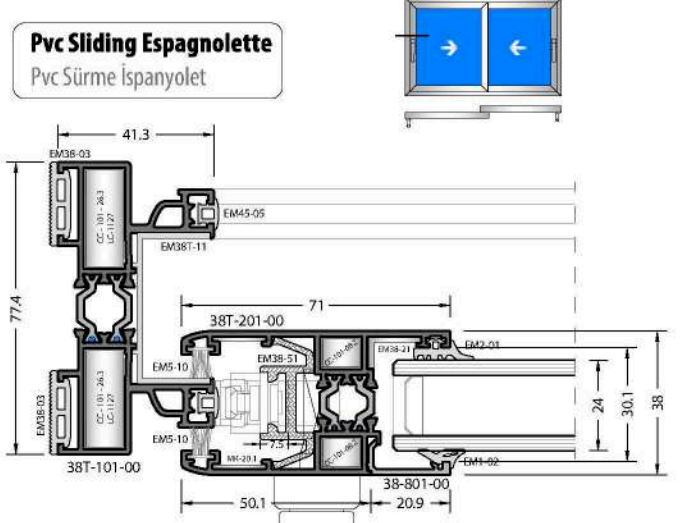
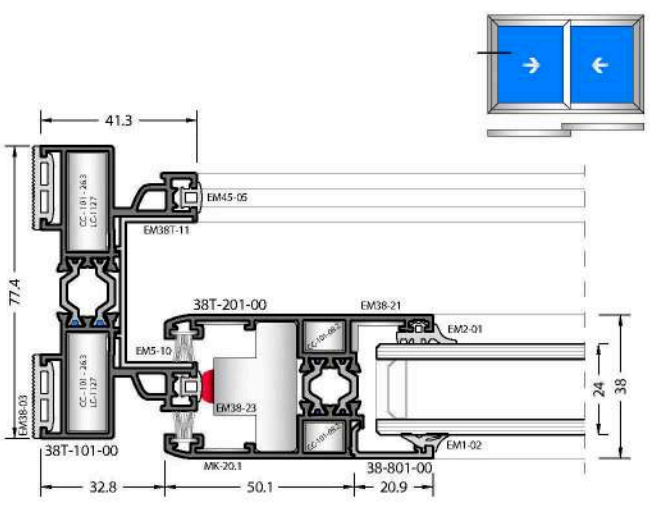
Mill Finish / Pürüz
No visible surface.
Görünen yüzeyi yoktur.

CODE / KOD
09-103-00

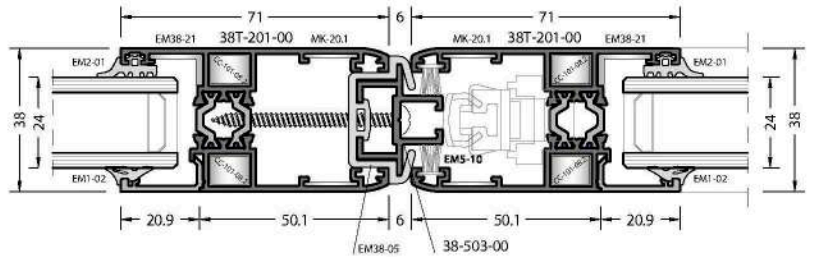
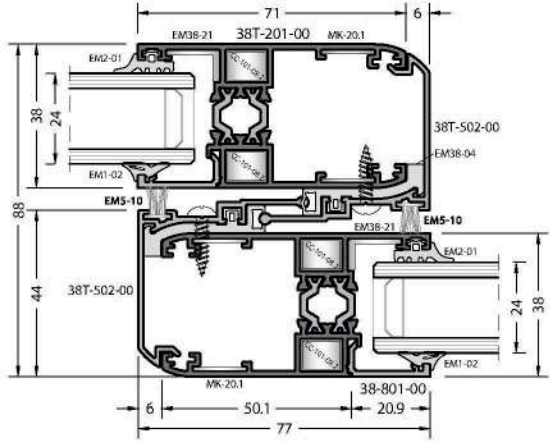
THEORETICAL
WEIGHT kg/m
TEORİK AĞIRLIK kg/m
3.689

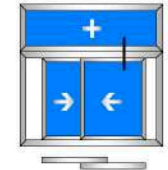
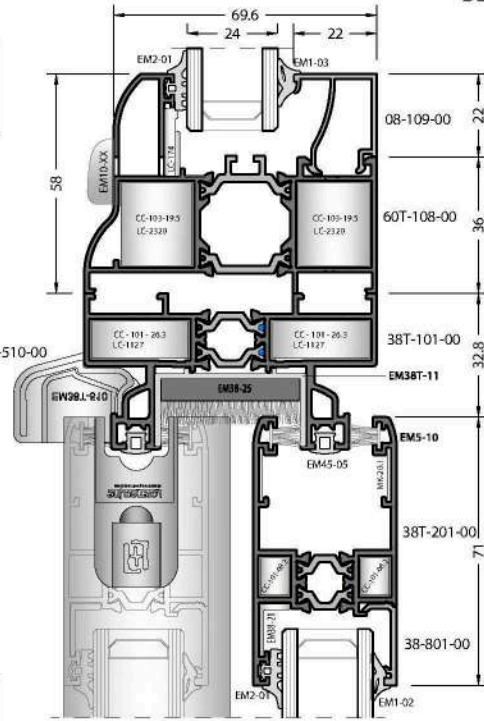
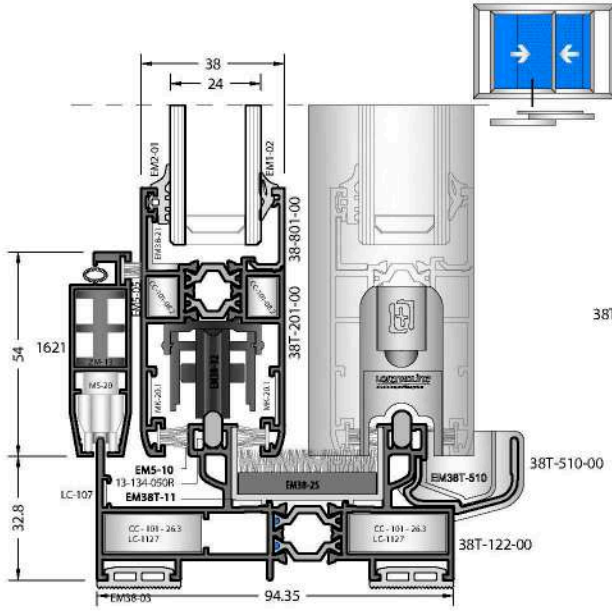
**38T SYSTEM / SİSTEM
DETAILS / DETAYLAR**

Pvc Sliding Espagnolette
Pvc Sürme İspanyolet

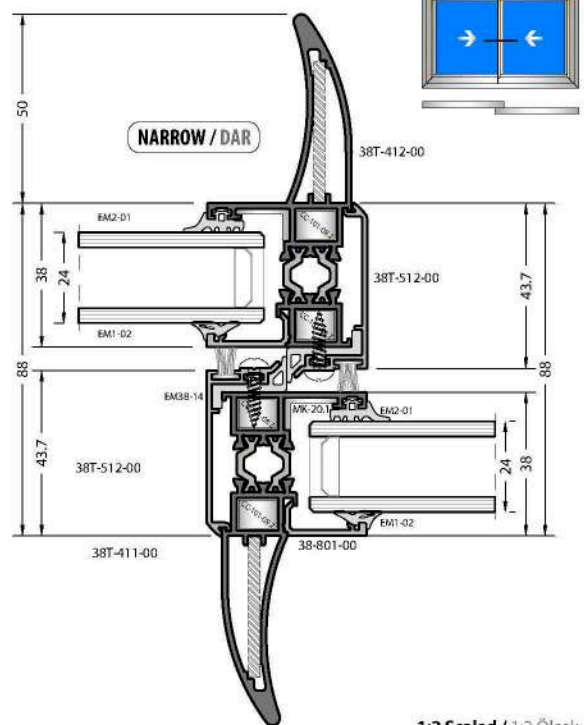
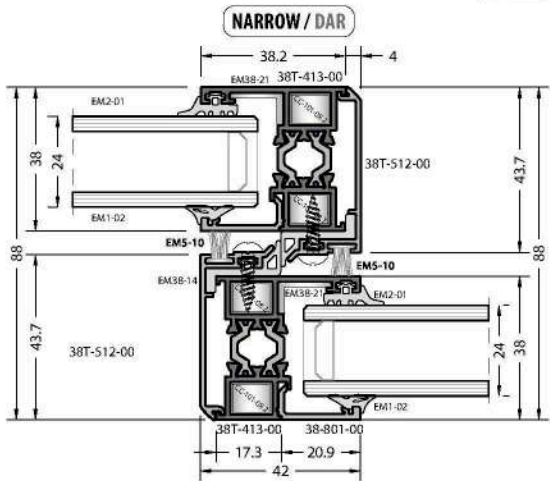
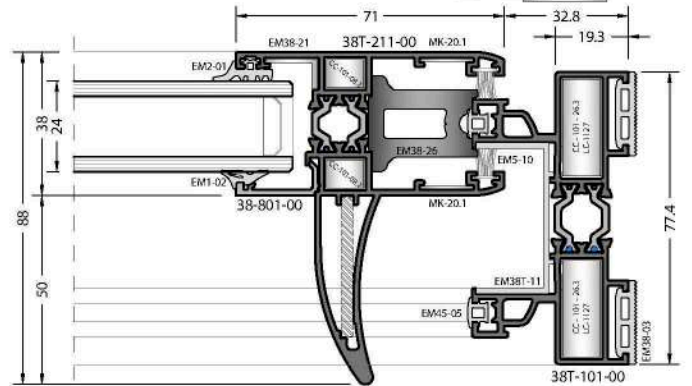
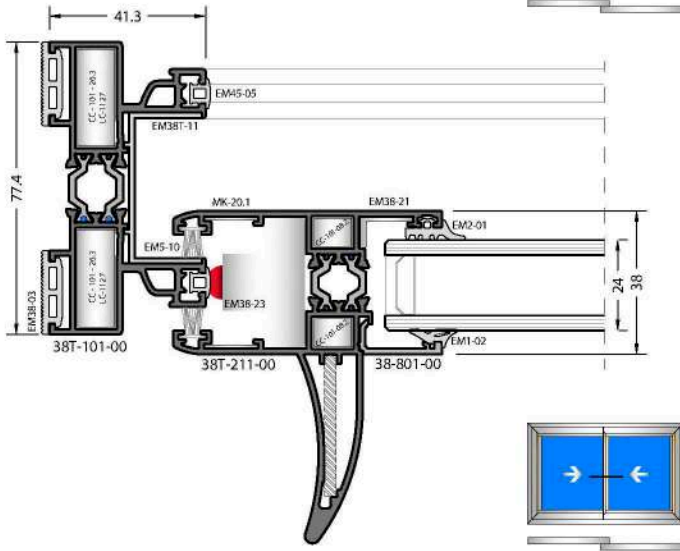
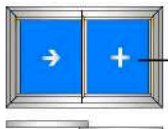


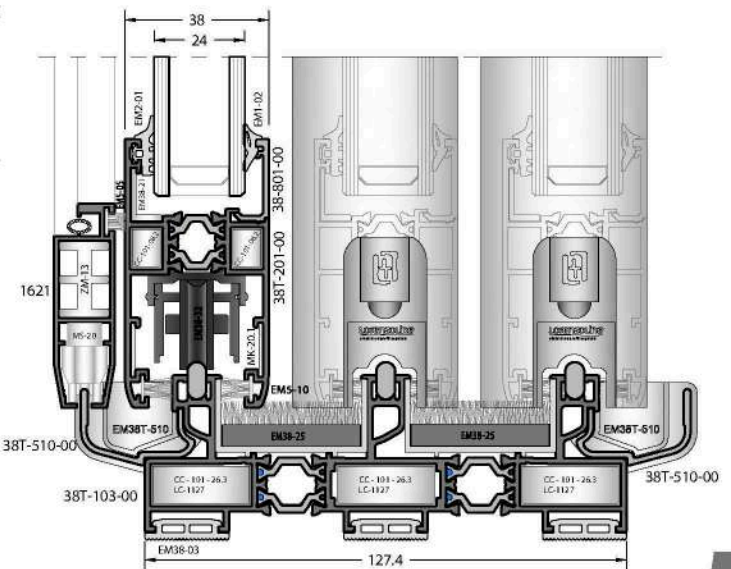
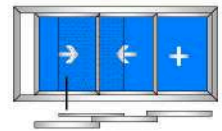
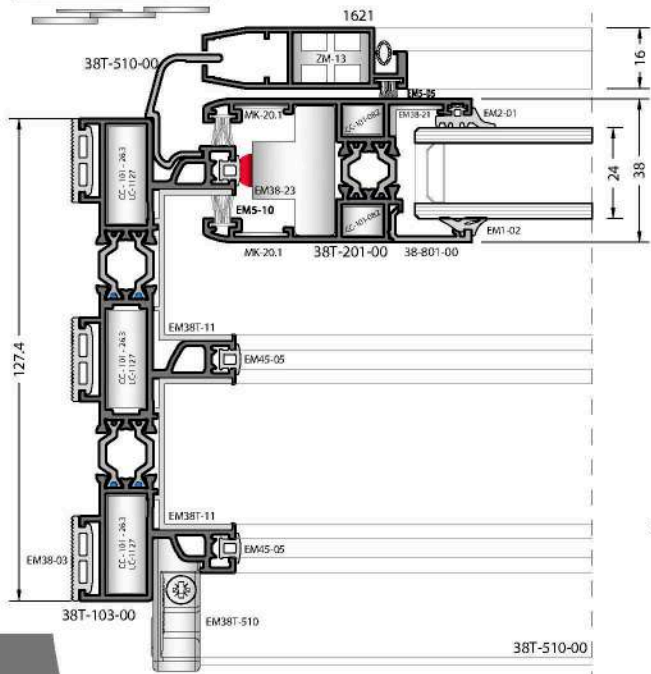
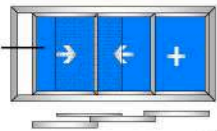
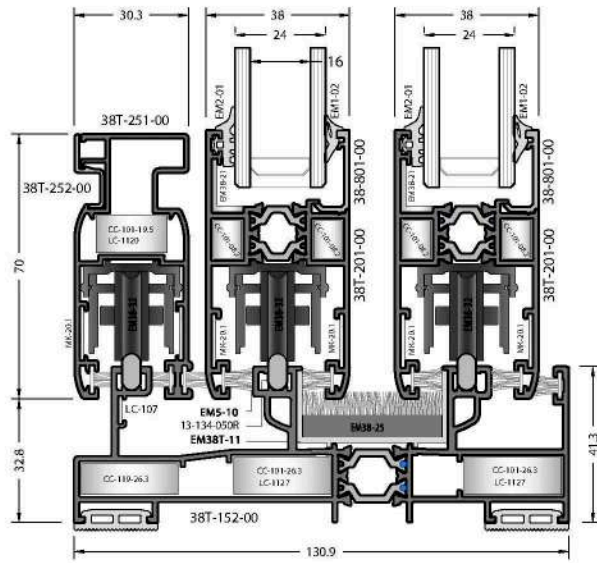
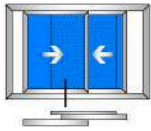
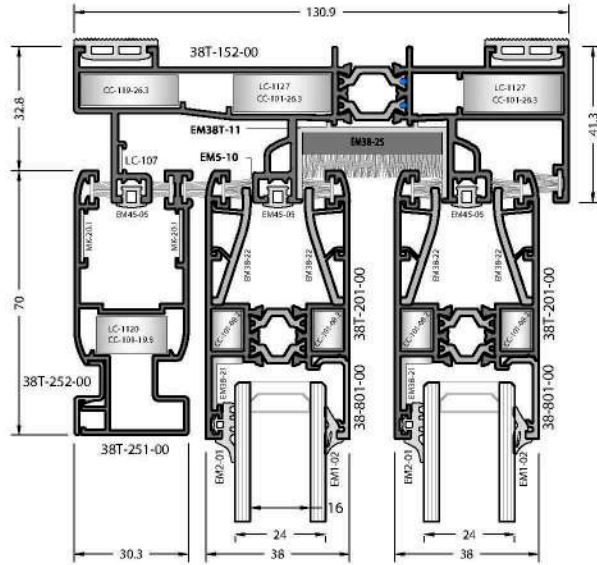
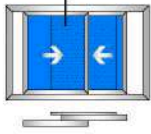
STANDARD / STANDART





Compatible with 60T
60T ile Uyumlu

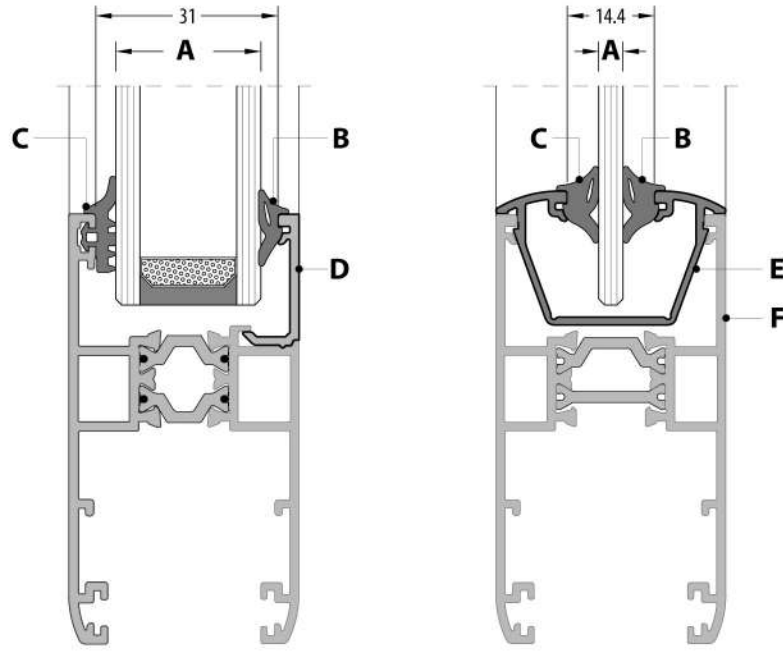




1:2 Scaled / 1:2 Ölçek

**38T SYSTEM / SİSTEM
ACCESSORIES / AKSESUARLAR**









GLAZING TABLE / CAM TABLOSU

























A	B	C	D	E	F
GLAZING THICKNESS CAM KALINLIĞI	INSIDE GLASS GASKET İÇ CAM FİTİLİ	OUTSIDE GLASS GASKET DIŞ CAM FİTİLİ	GLAZING BEAD CAM ÇİTASI	ADAPTER ADAPTÖR	SASH KANAT
4 mm	EM1-04	EM2-01	38-808-00	-	38T-201-00 38T-211-00
		EM1-04	-	38C-513-00	38T-202-00
5 mm	EM1-03	EM2-01	38-808-00	-	38T-201-00 38T-211-00
6 mm	EM1-03	EM1-03	-	38C-513-00	38T-202-00
	EM1-02	EM2-01	38-808-00	-	38T-201-00 38T-211-00
8 mm	EM1-02	EM1-02	-	38C-513-00	38T-202-00
	EM1-04	EM2-01	38-807-00	-	38T-201-00 38T-211-00
9 mm	EM1-03	EM2-01	38-807-00	-	38T-201-00 38T-211-00
10 mm	EM1-02	EM2-01	38-807-00	-	38T-201-00 38T-211-00
20 mm	EM1-05	EM1-04	-	-	38T-202-00
	EM1-04	EM2-01	38-802-00	-	38T-201-00 38T-211-00
22 mm	EM1-04	EM1-03	-	-	38T-202-00
		EM2-01	38-801-00	-	38T-201-00 38T-211-00
24 mm	EM1-03	EM1-02	-	-	38T-202-00
	EM1-02	EM2-01	38-801-00	-	38T-201-00 38T-211-00

PRESS CORNER JOINTS / PRES KÖŞE BAĞLANTILAR

GASKETS / FİTİLLER

ACCESSORY CODE AKSESUAR KOD	DRAWING ÇİZİM	PROFILE CODE PROFİL KOD	QUANTITY MİKTAR	CUTTING SIZE KESİM ÖLÇÜSÜ	APPLICATION PROFILES ÇALIŞTIĞI PROFİL	APPLICATION DETAIL UYGULAMA DETAY
CC-101-08.2		09-101-00	90 pieces adet	08.2 mm	38T-201-00 38T-211-00 38T-411-00 38T-412-00 38T-413-00	
CC-101-26.3		09-101-00	75 pieces adet	26.3 mm	38T-101-00 38T-112-00 38T-103-00 38T-113-00 38T-122-00 38T-123-00 38T-132-00 38T-133-00 38T-172-00 38T-182-00 38T-143-00 38T-197-00 38T-163-00 38T-173-00 38T-183-00	
CC-103-19.5		09-103-00	42 pieces adet	19.5 mm	60T-108-00	
CC-119-26.3		09-119-00		26.3 mm	38T-182-00 38T-183-00 38T-143-00 38T-197-00	

CODE KOD	DRAWING ÇİZİM	APPLICATION UYGULAMA	DESCRIPTION AÇIKLAMA	WEIGHT kg/m AĞIRLIK	PACKAGE QUANTITY PAKET MİKTARI
EM1-02			GLAZING GASKET INSIDE İÇ CAM FİTİLİ (EPDM)	0.050	300 m
EM1-03			GLAZING GASKET INSIDE İÇ CAM FİTİLİ (EPDM)	0.060	250 m
EM1-04			GLAZING GASKET INSIDE İÇ CAM FİTİLİ (EPDM)	0.070	215 m
EM2-01			GLAZING GASKET OUTSIDE DIŞ CAM FİTİLİ (EPDM)	0.052	285 m
EM45-05			FRAME GASKET KASA FİTİLİ (EPDM)	0.030	500 m
EM38-03			FRAME GASKET KASA FİTİLİ (EPDM)	0.110	136 m
EM38-04			CLAMPING GASKET STANDARD KENET FİTİLİ - STANDART (EPDM)	0.148	101 m
EM38-14			CLAMPING GASKET NARROW KENET FİTİLİ - DAR (EPDM)	0.093	161 m
EM38-05			ADAPTER GASKET ADAPTÖR FİTİLİ (EPDM)	0.210	71 m
EM5-05			BRUSH FİRÇA	-	350 m
EM5-10			BRUSH FİRÇA	-	300 m

ACCESSORIES / AKSESUARLAR

ACCESSORY CODE AKSESUAR KOD	DRAWING ÇİZİM	APPLICATION PROFILES ÇALIŞTIĞI PROFİL	PACKAGE QUANTITY PAKET MİKTARI	APPLICATION DETAIL UYGULAMA DETAY
EM38-91		EMBEDDING HANDLE AND STRIKER HAVUZ KOL VE KARŞILIĞI	SET / TAKIM	
EM38-32		PULLEY WITH 2 WHEELS SÜRME İKİLİ RULMAN (120 Kg)	PIECE / ADET	
MS-20		PULLEY (FOR FLY SCREEN) MAKARA (SİNEKLİK İÇİN)	PIECE / ADET	
EM38-11		PVC PROFILE PVC PROFİL	6 - METERS 6 - METRE	
EM38-51		PVC ESPANOLETTE PROFILE PVC İSPANYOLET PROFİLİ	6 - METERS 6 - METRE	
EM38-23		STOPPER STOPER	PIECE / ADET	
EM38-22		SASH STABILITY ADAPTER TİTREŞİM TAKOZU	PIECE / ADET	
EM38-25		WEATHER STRIP HAVA KESİCİ	PIECE / ADET	
EM38-26		FIXED SASH ACCESSORY KANAT SABİTLEME TAKOZU	PIECE / ADET	
EM38-24		COVER CLIP - STANDARD ADAPTÖR KAPAĞI STANDART	SET / TAKIM	
EM38-512		COVER CLIP - NARROW ADAPTÖR KAPAĞI - DAR	SET / TAKIM	
EM38-211		SUPPORT PROFILE CAP TAKVIYE KAPAĞI	SET / TAKIM	
EM38-411		SUPPORT PROFILE CAP TAKVIYE KAPAĞI	SET / TAKIM	

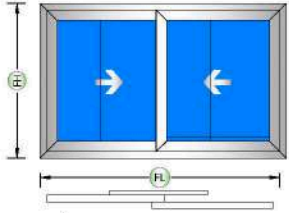
CORNER JOINTS / KÖŞE BAĞLANTILAR

ACCESSORY CODE AKSESUAR KOD	DRAWING ÇİZİM	APPLICATION PROFILES ÇALIŞTIĞI PROFİL	APPLICATION DETAIL UYGULAMA DETAY
LC-1127		38T-101-00 38T-112-00 38T-103-00 38T-113-00 38T-122-00 38T-123-00 38T-132-00 38T-133-00 38T-172-00 38T-182-00 38T-143-00 38T-197-00 38T-163-00 38T-173-00 38T-183-00	
LC-2320		60T-108-00	
LC-174		60T-108-00	
MK-20.1		38T-201-00 07-102-00 07-103-00 38T-172-00 38T-182-00 38T-163-00 38T-173-00 38T-183-00	
LC-107		38T-122-00 38T-123-00 38T-132-00 38T-133-00 38T-172-00 38T-182-00 38T-143-00 38T-197-00 38T-173-00 38T-183-00	
EM38-21		38T-201-00	
ZM-13		1621 FOR FLY SCREEN SİNEKLİK	

ACCESSORIES / AKSESUARLAR

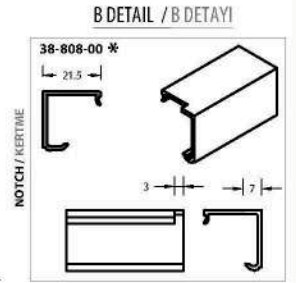
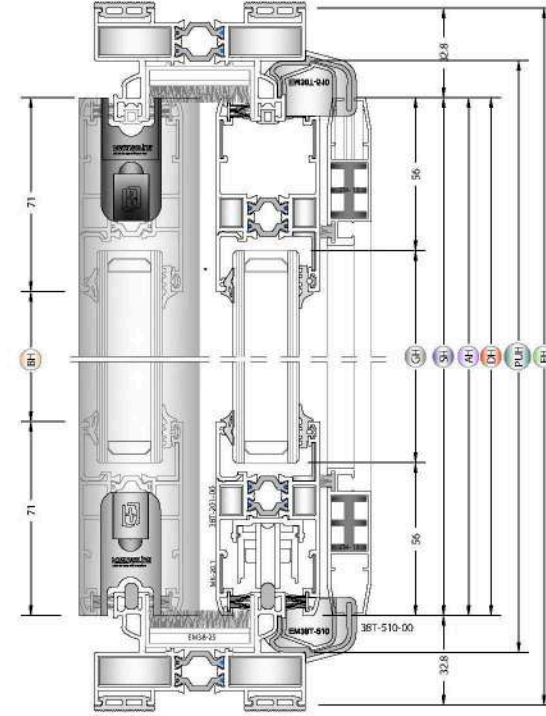
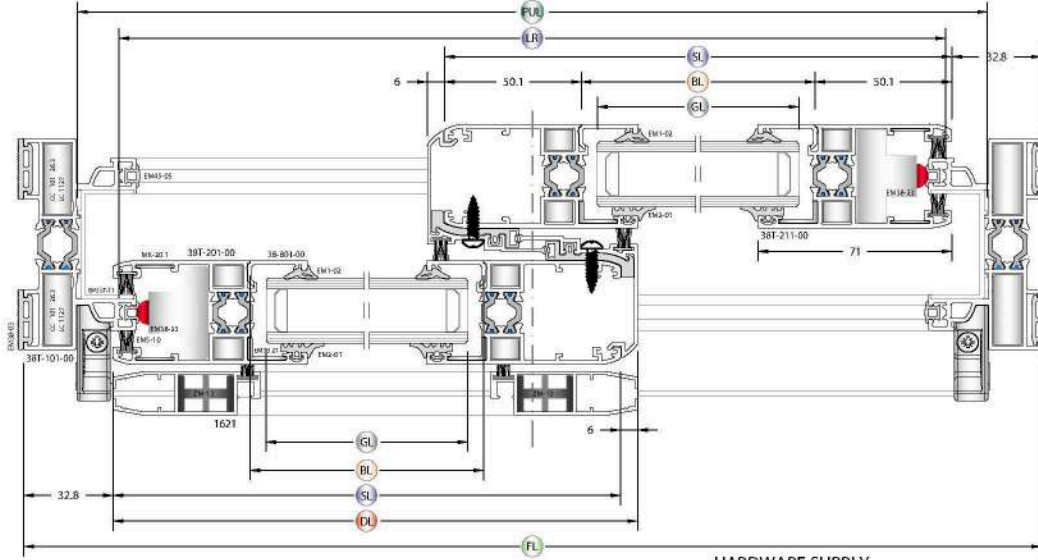
ACCESSORY CODE AKSESUAR KOD	DRAWING ÇİZİM	APPLICATION PROFILES ÇALIŞTIĞI PROFİL	PACKAGE QUANTITY PAKET MİKTARI	APPLICATION DETAIL UYGULAMA DETAY
EM10-01		DRAINAGE CAP TAHLİYE KAPAĞI	PIECE / ADET	
EM10-02				
EM10-03				
EM10-04				
EM10-05				
EM38T-10		DRAINAGE CAP TAHLİYE KAPAĞI	PIECE / ADET	
EM38T-510		FLY SCREEN RAIL CAP SİNEKLİK RAY KAPAĞI	SET / TAKIM	

38T SYSTEM / SİSTEM
CUTTING SIZE / KESİM ÖLÇÜLERİ



38T SLIDING - STANDARD

38T SÜRME - STANDART



CUTTING SIZE / KESİM ÖLÇÜLERİ

PROFILES / PROFİLLER

Code Kod	Drawing Çizim	Cut Kesim	Quantity (pcs-m) Kesim (Paket)	Dimensions (mm) Boyutlar
38T-101-00			2 pcs/adet	FL
38T-201-00			4 pcs/adet	SL = $\frac{FL-1}{2}$
38-801-00			4 pcs/adet	SH = FH - 65,6
38-802-00			4 pcs/adet	BL = SL - 100
38-808-00			4 pcs/adet	BH = SH - 142
38T-502-00			2 pcs/adet	AH = SH
13-134-050R			2 pcs/adet	LR = FL - 74
EM38-11			2 pcs/adet	PUL = FL - 40
			2 pcs/adet	PUH = FH - 40
1621			2 pcs/adet	DL = SL + 6
			2 pcs/adet	DH = SH
38T-510-00			2 pcs/adet	FL - 45

DETAIL - B
DETAY - B
DETAIL - C
DETAY - C

HARDWARE SUPPLY SARF MALZEMELER

Code Kod	Quantity (pcs - m) Miktar (Adet-m)	Picture Resim
CC-101-26.3 / LC-1127	8 pcs/adet	
CC-101-08.2	16 pcs/adet	
EM38-21	8 pcs/adet	
MK-20.1	16 pcs/adet	
ZM-13	4 pcs/adet	
EM5-10	{8 x SL} + {6 x SH}	
EM5-05	{2 x DL} + {2 x DH}	
EM45-05	{2 x FL} + {4 x FH}	
EM2-01	{4 x SL} + {4 x SH}	
EM1-0X	{4 x SL} + {4 x SH}	
EM38-04	2 x SH	
EM38-03	{4 x FL} + {4 x FH}	

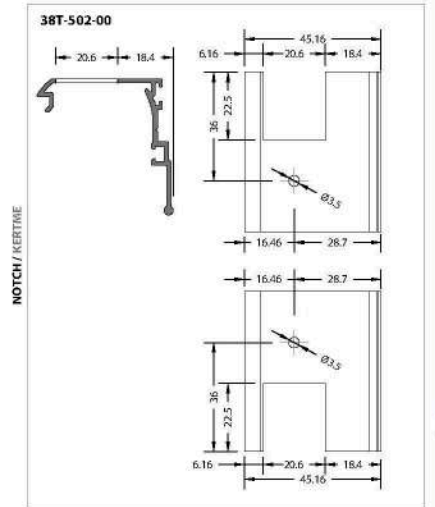
ACCESSORIES / AKSESUARLAR

Code Kod	Description Açıklama	Quantity Miktar	Picture Resim
EM38-32	Pulley With 2 Wheels Sürme İki Rulman (120 kg)	4 pcs/adet	
EM38-91	Embedding Handle and striker Havuz Kol ve Karşılığı	2 set/takım	
EM38-23	Stopper Stoper	4 pcs/adet	
EM38-22	Sash Stability Adapter Titreşim Takozu	4 pcs/adet	
EM38-24	Cover Clip Adaptör Kapığı	2 set/takım	
EM38-25	Weather strip Hava Kesici	2 pcs/adet	
MS-20	Pulley (For Fly Screen) Makara (Sineklik için)	2 pcs/adet	
EM38T-510	Fly Screen Rail Cap Sineklik Ray Kapığı	2 set/takım	
EM38T-10	Drainage Cap Tahliye Kapığı	2 pcs/adet	

GLASS / CAM

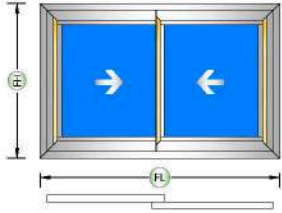
Code Kod	Drawing Çizim	Quantity (pcs-m) Kesim (Paket)	Dimensions (mm) Boyutlar
Glass		2 pcs/adet	GL = SL - 112
Cam			GH = SH - 112

C DETAIL / C DETAYI

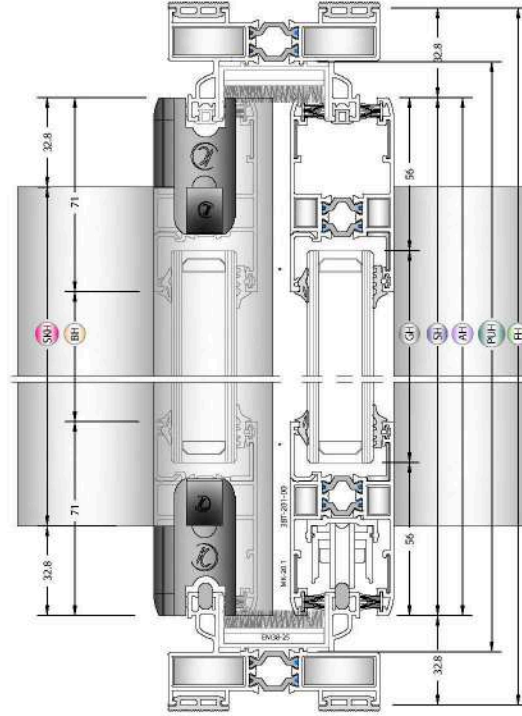
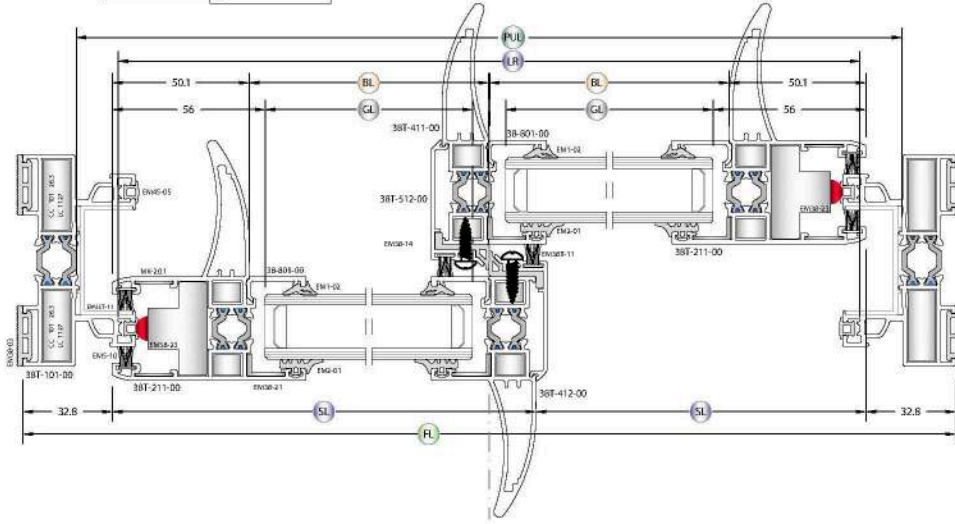


Cutting dimensions for other typologies, please contact with us.

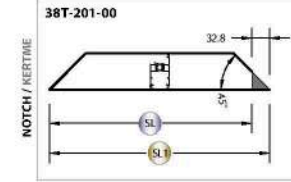
Diğer açılım tipleri kesim ölçüleri için lütfen irtibata geçiniz.



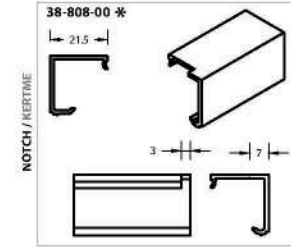
38T SLIDING - NARROW
38T SÜRME - DAR



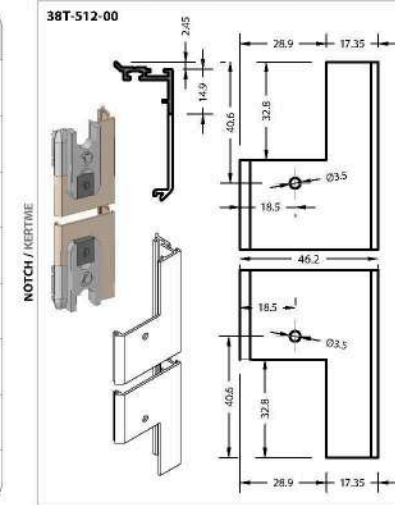
A DETAIL / A DETAYI



B DETAIL / B DETAYI



C DETAIL / C DETAYI



PROFILES / PROFİLLER

Code Kod	Drawing Çizim	Cut Kesim	Quantity (pcs-m) Kesim (Paket)	Dimensions (mm) Boyutlar
38T-101-00			2 pcs/adet	FL
38T-211-00			2 pcs/adet	FH
38T-201-00			4 pcs/adet	$SL1 = \left(\frac{FL}{2}\right) + 17$ SL = SL1 - 32.8
38T-411-00			1 pcs/adet	SKH = FH - 65.6
38T-412-00			1 pcs/adet	SKH = FH - 65.6
38-801-00			4 pcs/adet	BL = SL - 67.7
38-802-00			4 pcs/adet	BH = SH - 142
38-808-00			4 pcs/adet	BH = SH - 142
38T-512-00			2 pcs/adet	AH = SH
13-134-050R			2 pcs/adet	LR = FL - 74
EM38-11			2 pcs/adet	PUL = FL - 40
			2 pcs/adet	PUH = FH - 40

DETAIL - A
DETAY - ADETAIL - B
DETAY - B
DETAIL - C
DETAY - CHARDWARE SUPPLY
SARF MALZEMELER

Code Kod	Quantity (pcs - m) Miktar (Adet-m)	Picture Resim
CC-101-26.3 / LC-1127	8 pcs/adet	
CC-101-08.2	16 pcs/adet	
EM38-21	8 pcs/adet	
MK-20.1	16 pcs/adet	
EM5-10	(8 x SL) + (6 x SH)	
EM45-05	{2 x FL} + {4 x FH}	
EM2-01	{4 x SL} + {4 x SH}	
EM1-0X	{4 x SL} + {4 x SH}	
EM38-14	2 x SH	
EM38-03	{4 x FL} + {4 x FH}	

ACCESSORIES / AKSESUARLAR

Code Kod	Description Açıklama	Quantity Miktar	Picture Resim
EM38-32	Pulley With 2 Wheels Sürme İki Rulman (120 kg)	4 pcs/adet	
EM38-91	Embedding Handle and striker Havuz Kol ve Karşılığı	2 set/takım	
EM38-23	Stopper Stoper	4 pcs/adet	
EM38-22	Sash Stability Adapter Titreşim Takozu	4 pcs/adet	
EM38-512	Cover Clip Adaptör Kapağı	2 set/takım	
EM38-25	Weather strip Hava Kesti	2 pcs/adet	
EM38-211	Support Profile Cap Takviye Kapağı	2 set/takım	
EM38-411	Support Profile Cap Takviye Kapağı	2 set/takım	

GLASS / CAM

Code Kod	Drawing Çizim	Quantity (pcs-m) Kesim (Paket)	Dimensions (mm) Boyutlar
Glass		2 pcs/adet	GL = SL - 79
Cam		2 pcs/adet	GH = SH - 112

Cutting dimensions for other typologies, please contact with us.
Diğer açılım tipleri kesim ölçüleri için lütfen irtibata geçiniz.

Produced by 

KURTOĞLU BAKIR KURŞUN SAN. A.Ş.
İstasyon Mah. Akbayır Mevkii Kümesi No: 81
Velimeşe - Çorlu 59851 Tekirdağ / TÜRKİYE
T: +90 282 684 70 00 F: +90 282 684 70 01
www.kurtogluas.com kurtoglu@kurtogluas.com

 **Lorenzoline**
aluminium profile system