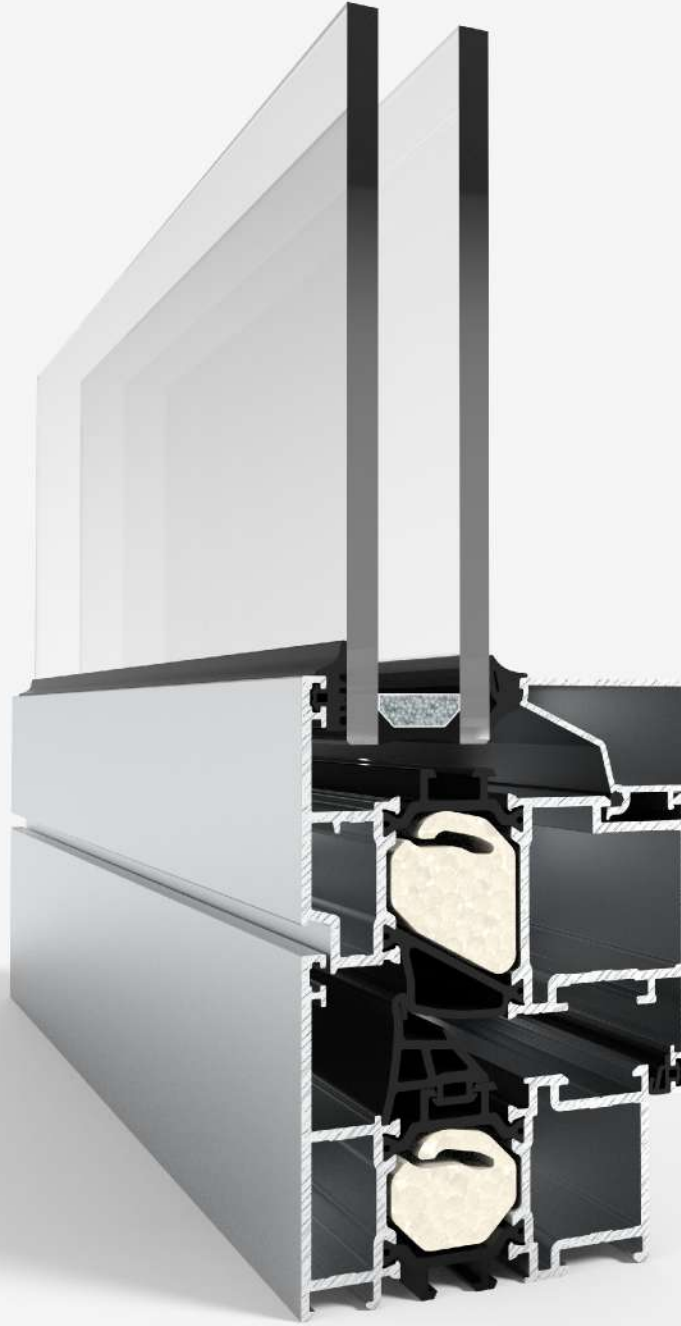


04/2024

Update
06/2024



 LORENZOLINE

70T/TH

High Insulated Window & Door System
Yüksek Yalıtımlı Pencere Ve Kapı Sistemi

INDEX

İndeks

Technical Information Teknik Bilgiler	1 - 7
Profile Index Profil İndeks	8 - 12
Profiles Profiller	13 - 41
Details Detaylar	42 - 95
Glazing Tables Cam Tabloları	96 - 99
Accessories Aksesuarlar	100 - 123
Cutting Size Kesim Ölçüleri	124 - 133
Assembly Details Montaj Detayları	134 - 168

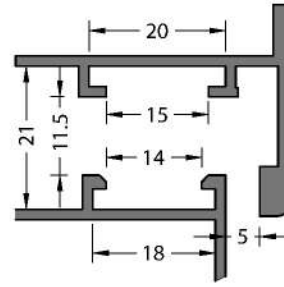
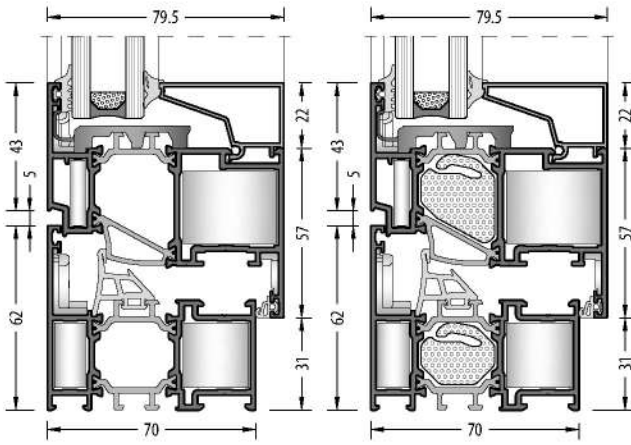
TECHNICAL INFORMATION
TEKNİK BİLGİLER

system properties / sistem bilgisi



- Superior performance thanks to thermal insulation filling material,
- Various opening options in doors and windows,
- Safe air and water drainage system,
- Joint options for mullions with extruded joints and screw methods.
- Different shapes and with different static values, aesthetic and stable solutions with mullion profiles,

- Isı yalıtım dolgu malzemesi sayesinde üstün performans,
- Kapı ve pencerelerde farklı açılım seçenekleri,
- Güvenli hava ve su tahliyesi,
- Farklı statik değerlere sahip ve farklı formlara sahip orta kayıt profilleri ile estetik ve stabil çözümler,


 Euro Grove Section 1
 Avrupa Kanal 1

Technical Properties / Teknik Özellikler

FRAME DEPTH KASA DERİNLİĞİ	70 mm
SASH DEPTH KANAT DERİNLİĞİ	79.5 mm
WALL THICKNESS ET KALINLIĞI	1.8 mm
GLASS THICKNESS CAM KALINLIĞI	20 - 40 mm
THERMAL INSULATION ISI BARIYERİ	28 mm

Opening Opportunities / Açılım Seçenekleri

	WINDOW / PENCERE	DOOR / KAPI
INSIDE OPENING İÇE AÇILIR	✓	✓
OUTSIDE OPENING DIŞA AÇILIR	✓	✓
BOTTOM HUNG VASİSTAS	✓	-
TILT & TURN OPENING ÇİFT EKSEN AÇILIM	✓	✓
TILT & SLIDE OPENING PARALEL SÜRME	-	✓
SASH FOR PVC ACCESSORIES PVC AKSESUAR İÇİN KANAT	✓	-

Performance Values / Performans Değerleri

WATERTIGHTNESS SU GEÇİRGENLİĞİ - EN12008									
2A (50 Pa)	3A (100 Pa)	4A (150 Pa)	5A (200 Pa)	6A (250 Pa)	7A (300 Pa)	8A (450 Pa)	9A (600 Pa)	E... (800+Pa)	E1200 (1200 Pa)
AIR PERMEABILITY HAVA GEÇİRGENLİĞİ - EN12207									
Class 1 (150 Pa)		Class 2 (300 Pa)		Class 3 (450 Pa)		Class 4 (600 Pa)			
RESISTANCE TO WIND LOAD RÜZGAR DAYANIMI - EN12210									
(400 Pa)		(800 Pa)		(1200 Pa)		C4/B4 (1600 Pa)		(2000 Pa) (2000+ Pa)	

THERMAL INSULATION VALUE
 SİSTEM UF DEĞERİ - EN ISO 10077-2

2,48 - 2,23 W/m2K

systemproperties / sistembilgisi

Construction Depth	Frame : 70 mm - Vent : 79.5 mm	Derinlik	Kasa : 70 mm - Kanat : 79.5 mm
Glazing	Glazing from 20 mm up to 40 mm with dry EPDM gaskets. The choice of joists and glazing beads depend on the thickness of the glass. According to the tolerances of the glazing either a smaller or bigger joint and or glazing bead is used.	Cam Kalınlığı	Cam kalınlığı EPDM fitil ile birlikte 20 mm - 40 mm aralığındadır. Bağlantı ve çıta cam kalınlığına göre seçilmelidir. Cam toleransına göre küçük yada büyük bağlantı veya cam çıtası kullanılır.
Insulation Bar Thermal Permability	28 mm 2,48 - 2,23 W/m ² K	Isı Bariyeri	28 mm
Opening Opportunities	<ul style="list-style-type: none"> • Fixed • Top Hung • Side Hung Window • Tilt & Turn Window • Double Sash • Angular • Inside Opening Door • Inside Opening Double Sash Door • Outside Opening Door • Outside Opening Double Sash Door • Tilt & Slide Opening Door • Outwards Outward - 1 (Handle on sash) Outward - 2 (Handle on frame) 	Isı Geçirgenliği	2,48 - 2,23 W/m ² K
Connections	Die cast and also pres corner joints can apply for fixing corners. The transoms are fixed with screw through the outer frame.	Açılım Seçenekleri	<ul style="list-style-type: none"> • Sabit • Vasitas • Tek Açılım • Çift Açılım • Çift Kanat Açılım • Açılı Dönüş • İçe Açılır Kapı • İçe Açılır Çift Kanat Kapı • Dışa Açılır Kapı • Dışa Açılır Çift Kanat Kapı • Paralel Sürme • Dışa Açılımlar Outward - 1 (Kol Kanatta) Outward - 2 (Kol Kasada)
Gaskets	The opening windows have a central gasket, an acoustical gasket and glazing gaskets in EPDM	Bağlantılar	Köşeyi birleştirmek için pimli veya pres köşe bağlantıları uygulanabilir. Orta kayıtlar dış kasadan vida atılarak bağlanır.
Drainage	For maximum performance, you should follow the instructions in the catalogue.	Fitil	Açılır pencerelerde tozluk fitili, akustik fitil ve cam fitilleri EPDM'dir.
		Su Tahliye	Maksimum performans için katalogdaki talimatları takip etmelisiniz.

productionproperties / üretimbilgisi

	The aluminium profiles have been extruded from the alloy AlMgSi 0.5 as F22 according to the EN 12020.		Alüminyum profiller AlMgSi 0.5 - F22 alaşımından ve EN 12020 standardına göre üretilir.																																				
Alloy	Physical Properties <table border="1"> <tr><td>1. Density</td><td>: 2.70 Kg / dm³</td></tr> <tr><td>2. Modules of Elasticity</td><td>: 69 kN / mm²</td></tr> <tr><td>3. Resistivity</td><td>: 20° 33 n Ω .m</td></tr> <tr><td>4. Melting point</td><td>: 600 - 655 °C</td></tr> <tr><td>5. Linear expeansion coefficient</td><td>: 20 - 100°C μ °C⁻¹</td></tr> </table> Mechanical Properties <table border="1"> <tr><td>1. Tensile strength</td><td>: Min 215 MPa</td></tr> <tr><td>2. Yield strength</td><td>: 190 MPa</td></tr> <tr><td>3. Elongation</td><td>: % 10</td></tr> <tr><td>4. Hardness</td><td>: 67 Brinell</td></tr> </table>	1. Density	: 2.70 Kg / dm ³	2. Modules of Elasticity	: 69 kN / mm ²	3. Resistivity	: 20° 33 n Ω .m	4. Melting point	: 600 - 655 °C	5. Linear expeansion coefficient	: 20 - 100°C μ °C ⁻¹	1. Tensile strength	: Min 215 MPa	2. Yield strength	: 190 MPa	3. Elongation	: % 10	4. Hardness	: 67 Brinell	Alaşım	Fiziksel Özellikler <table border="1"> <tr><td>1. Yoğunluk</td><td>: 2.70 Kg / dm³</td></tr> <tr><td>2. Elastisite Modülü</td><td>: 69 kN / mm²</td></tr> <tr><td>3. Direnç</td><td>: 20° 33 n Ω .m</td></tr> <tr><td>4. Erime Noktası</td><td>: 600 - 655 °C</td></tr> <tr><td>5. Genişleme Katsayısı</td><td>: 20 - 100°C μ °C⁻¹</td></tr> </table> Mekanik Özellikler <table border="1"> <tr><td>1. Kopma Dayanıklılığı</td><td>: Min 215 MPa</td></tr> <tr><td>2. Elastisite Limiti</td><td>: 190 MPa</td></tr> <tr><td>3. Uzama</td><td>: % 10</td></tr> <tr><td>4. Sertlik</td><td>: 67 Brinell</td></tr> </table>	1. Yoğunluk	: 2.70 Kg / dm ³	2. Elastisite Modülü	: 69 kN / mm ²	3. Direnç	: 20° 33 n Ω .m	4. Erime Noktası	: 600 - 655 °C	5. Genişleme Katsayısı	: 20 - 100°C μ °C ⁻¹	1. Kopma Dayanıklılığı	: Min 215 MPa	2. Elastisite Limiti	: 190 MPa	3. Uzama	: % 10	4. Sertlik	: 67 Brinell
1. Density	: 2.70 Kg / dm ³																																						
2. Modules of Elasticity	: 69 kN / mm ²																																						
3. Resistivity	: 20° 33 n Ω .m																																						
4. Melting point	: 600 - 655 °C																																						
5. Linear expeansion coefficient	: 20 - 100°C μ °C ⁻¹																																						
1. Tensile strength	: Min 215 MPa																																						
2. Yield strength	: 190 MPa																																						
3. Elongation	: % 10																																						
4. Hardness	: 67 Brinell																																						
1. Yoğunluk	: 2.70 Kg / dm ³																																						
2. Elastisite Modülü	: 69 kN / mm ²																																						
3. Direnç	: 20° 33 n Ω .m																																						
4. Erime Noktası	: 600 - 655 °C																																						
5. Genişleme Katsayısı	: 20 - 100°C μ °C ⁻¹																																						
1. Kopma Dayanıklılığı	: Min 215 MPa																																						
2. Elastisite Limiti	: 190 MPa																																						
3. Uzama	: % 10																																						
4. Sertlik	: 67 Brinell																																						
Surface Treatment	Anodising In anodising process , microns of the profiles for the inside and outside use are different. The complete anodisation process takes place in accordance with the specifications of QUALANOD . Electrostatic Powder Coating The thermal break allows the profile to be painted when compounded. On average, the coating thickness is minimally 60 micron. The complete powder coating process takes place in accordance with the specifications of QUALICOAT SEASIDE .	Yüzey İşlem	Eloksal Eloksal projesinde profil mikronları iç ve dış kullanım için farklıdır. Bütün eloksal projesi QUALANOD spesifikasyonlarına göre uygulanır. Elektrostatik Toz Boya Isı bariyeri çakıldığında profil boyanabilir. Genel olarak kaplama kalınlığı minimum 60 mikrondur. Bütün toz boya projesi QUALICOAT SEASIDE spesifikasyonlarına göre uygulanır.																																				

classificationreport / testbelgesi

ift-Nachweis

Classification Report





Number	21-001644-PR01 (NW-A01-02-en-01)
Owner	KURTOGLU ALUMINYUM BAKIR KURSUN SAN. A.S. Haciseremet Mevkii TEM Corlu Cikisi Velimese 59860 Tekirdag Turkey
Product	Tilt and turn window with fixed sublight
Designation	System: 70T Shipping name: 70T
Details	Manufacturer KURTOGLU ALUMINYUM, BAKIR KURSUN SAN. A.S. - Tekirdag; Material Aluminium system with thermal break; Type of opening Tilt and turn; Opening direction DIN right, inward opening; Overall dimensions (W x H) 792 mm x 2000 mm
Special features	Material compatibility must be taken into account. Material durability must be taken into account.


Basis *)
EN 14351-1:2008+A2:2018-09
*) and corresponding national versions
(e.g. DIN EN)
Test report: 21-001644-PR01 PB-A01-02-en-01



Result

Air permeability according to EN 12207:2016-12
 **Class: 4**

Resistance to wind load according to EN 12210:2016-03
 **Class: C4/B4**

Watertightness according to EN 12208:1999-11
 **Class: E1200**

Instructions for use
The Evidence ("Nachweis") can be used for preparing the Declaration of Performance in accordance with the Construction Products Regulation 305/2011/EU. The results obtained apply to the direct field of application determined in Annex E of EN 14351-1.

ift Rosenheim
31.03.2021



Robert Kolacny, Dipl.-Ing. (FH)
Deputy Head of Testing Department
Building Component Testing



Dimitrios Moustakidis, MSc, Dipl.-Ing.
Operating Testing Officer
Building Component Testing

Validity
There is no time limit.
When using this document the up-to-dateness of above basis and the conformity of the product have to be observed.

Notes on publication
The ift-Guidance Sheet "Conditions and Guidance for the Use of ift Test Documents" applies.

Identity-Check



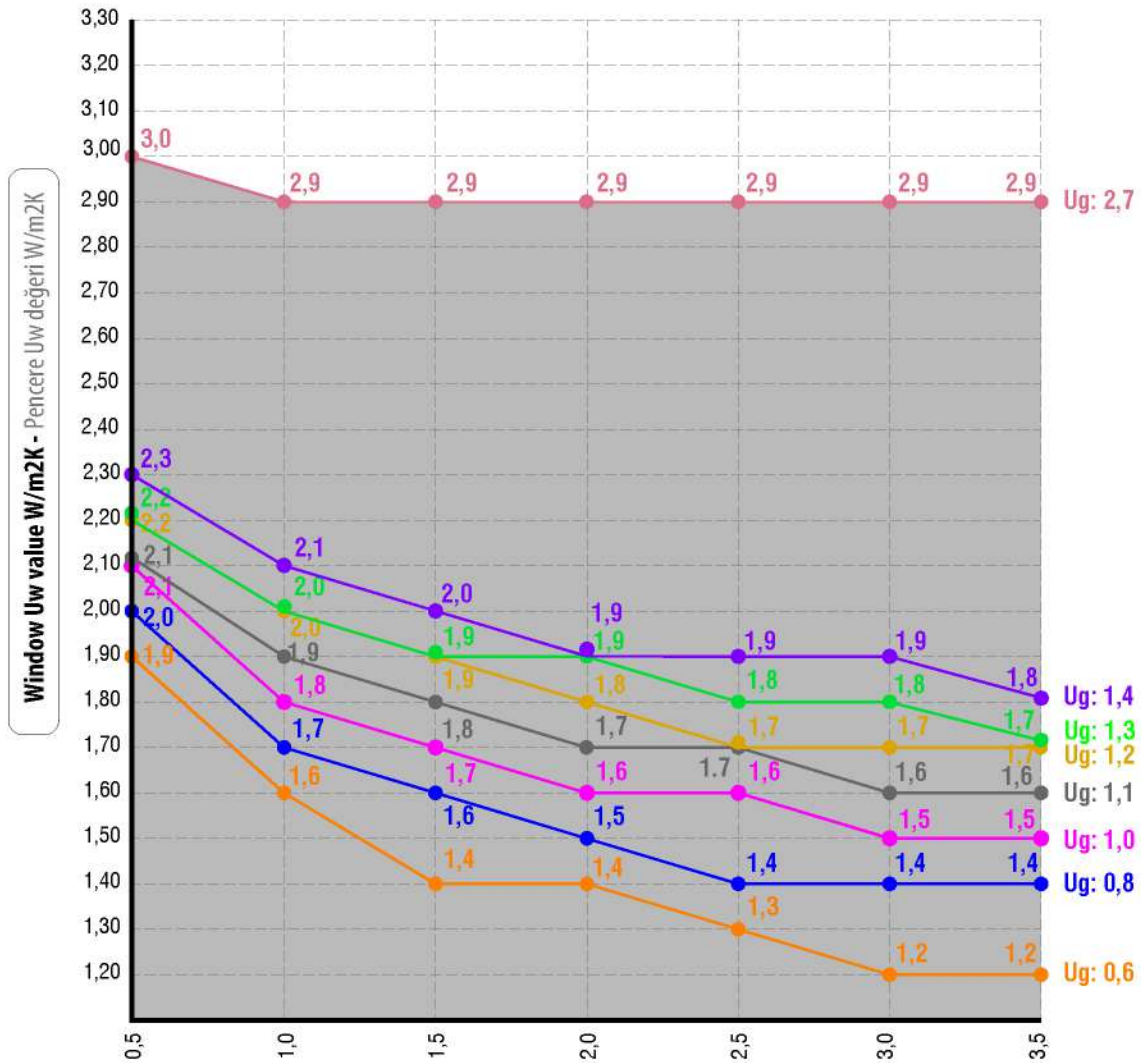
www.ift-rosenheim.de/ift-oscrueft
ID: 8E9-CEC05

NE-PR 14902-en-01-12-2019

70T SYSTEM / SİSTEM

THERMAL PERFORMANCE ISOLATION VALUE / ISI GEÇİRGENLİK DEĞERİ

Uw



Window area - m² / Pencere alanı - m²

Spacer Ψ g/p value is
Isı cam ara çitısı
0,11 W/mK

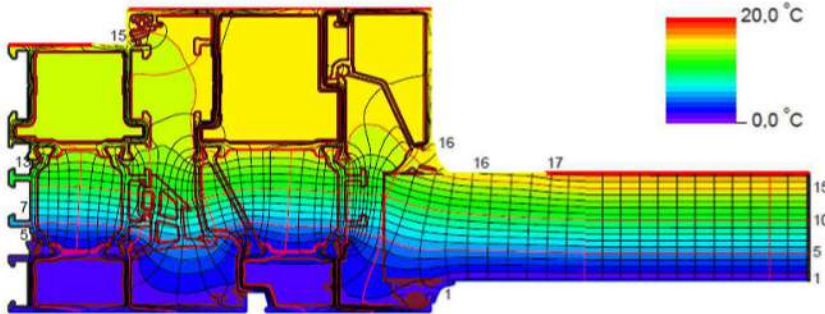
The graphic shows the Uw value of the window system 70T.
The values are applied for six different glasses (Ug 0,6 - 2,7 W/m²K) and areas (m²).

Bu grafik, 70T sistemine ait pencere Uw değerlerini göstermektedir.
Değerler 6 farklı cam (Ug 0,6 - 2,7 W/m²K) ve alanlar (m²) için uygulanmıştır.

THERMAL PERFORMANCE ISOLATION VALUE / ISI GEÇİRGENLİK DEĞERİ

Uf

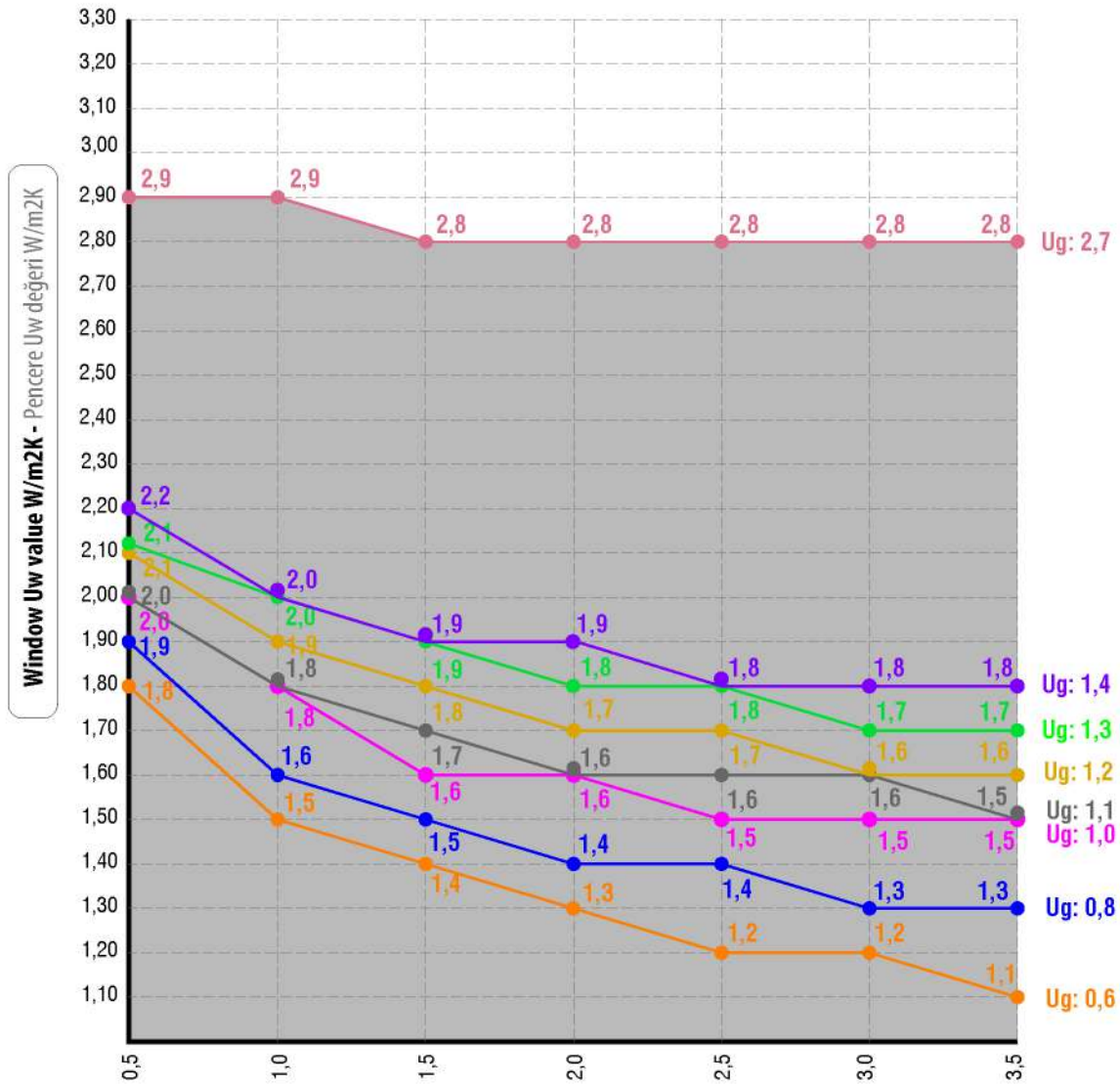
70T SYSTEM / SİSTEM



System section Uf value / Sistem kesit Uf değeri **2,48 W/m²K**

70TH SYSTEM / SİSTEM

THERMAL PERFORMANCE ISOLATION VALUE / ISI GEÇİRGENLİK DEĞERİ **Uw**



Window area - m2 / Pencere alanı - m2

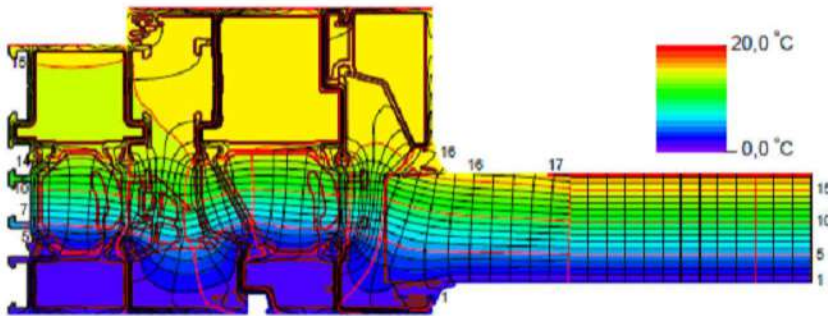
Spacer Ψ g/p value is
Isı cam ara çıtası
0,11 W/mK

The graphic shows the Uw value of the window system 70TH.
The values are applied for six different glasses (Ug 0,6 - 2,7 W/m2K) and areas (m2).

Bu grafik, 70TH sistemine ait pencere Uw değerlerini göstermektedir.
Değerler 6 farklı cam (Ug 0,6 - 2,7 W/m2K) ve alanlar (m2) için uygulanmıştır.

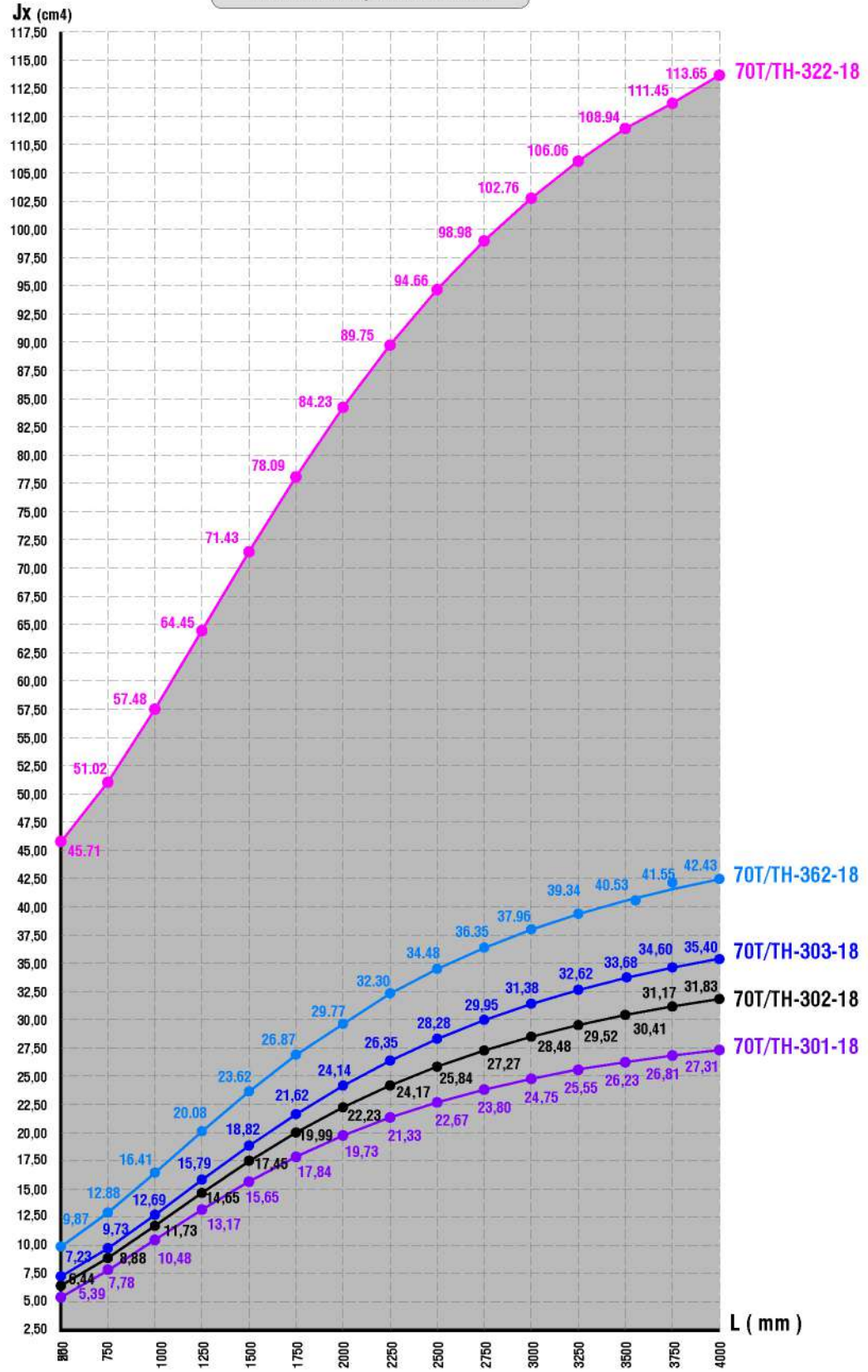
THERMAL PERFORMANCE ISOLATION VALUE / ISI GEÇİRGENLİK DEĞERİ **Uf**

70TH SYSTEM / SİSTEM



System section Uf value / Sistem kesit Uf değeri **2,23 W/m2K**

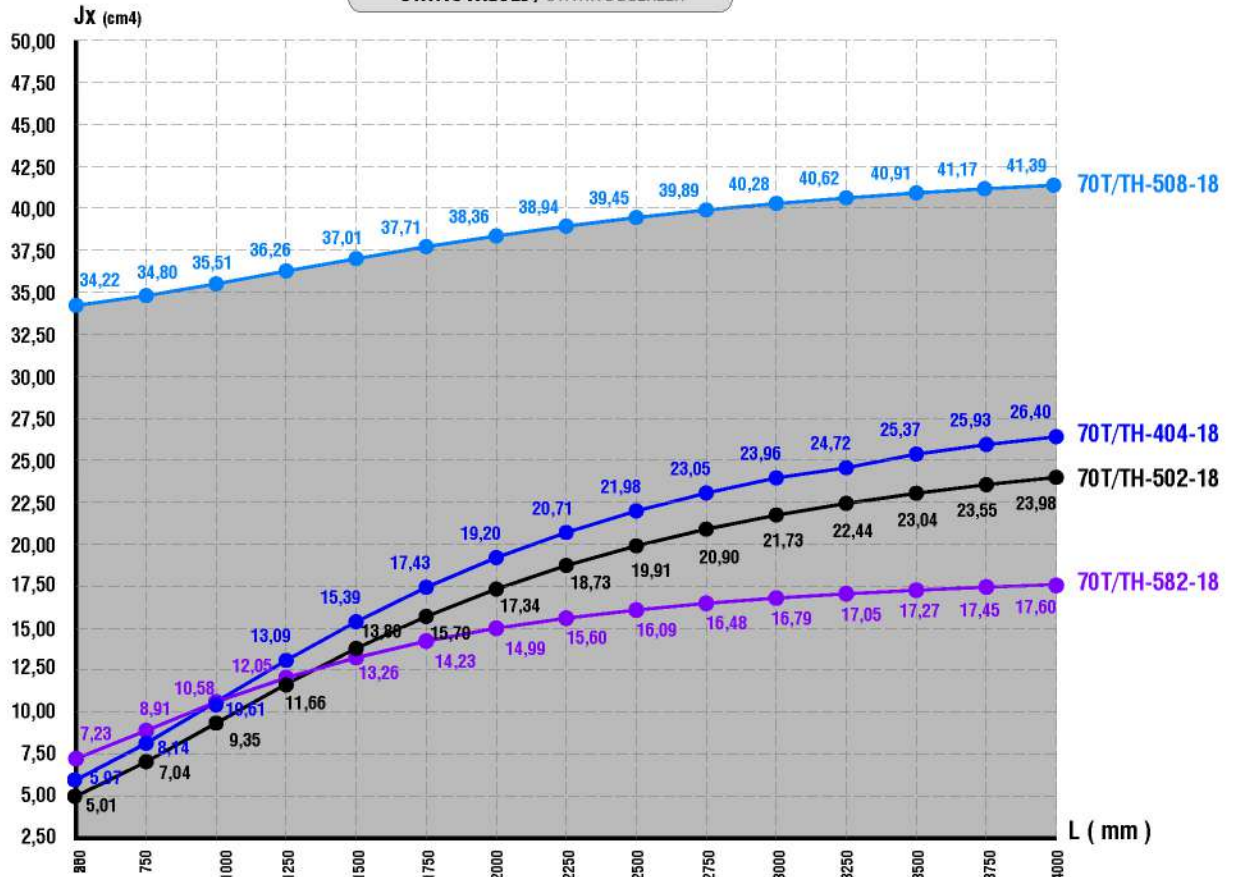
STATIC VALUES / STATİK DEĞERLER



Jy Values / Jy Değerleri

Profil / Profil	70T/TH-301-18	70T/TH-302-18	70T/TH-322-18	70T/TH-303-18	70T/TH-362-18
Jy(cm ⁴)	9,79	17,76	31,24	27,46	18,82

STATIC VALUES / STATİK DEĞERLER

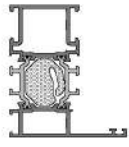

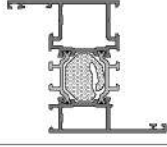
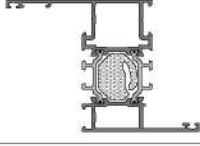

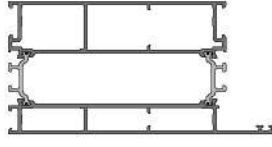

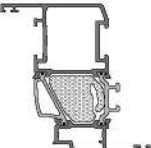



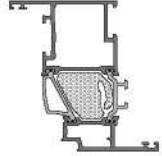
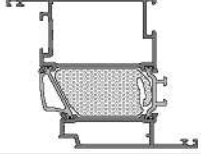
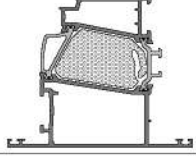
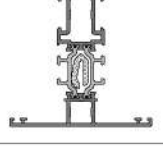



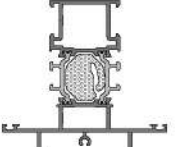
Jy Values / Jy Değerleri

Profile / Profil	70T/TH-404-18	70T/TH-502-18	70T/TH-508-18	70T/TH-582-18
Jy(cm4)	7,56	8,39	-	5,43

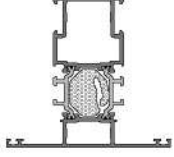

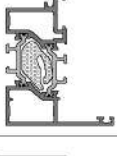
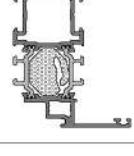
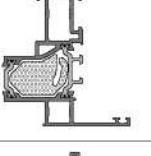

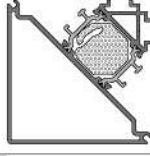

PROFILE INDEX |
PROFIL INDEKS






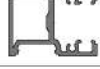








profiles / profiller

CODE KOD	DRAWING ÇİZİM	WEIGHT AĞIRLIK Kg/m
70T-102-18		1.627
70TH-102-18		1.637
70T-103-18		1.821
70TH-103-18		1.837
70T-112-18		1.765
70TH-112-18		1.775
70T-122-18		1.852
70TH-122-18		1.862
70T-141-18		2.009
70TH-141-18		2.012
70T-109-18		3.336
70TH-109-18		3.396
70T-201-18		1.616
70TH-201-18		1.621
70T-202-18		1.857
70TH-202-18		1.870
70T-211-18		1.601
70TH-211-18		1.606

CODE KOD	DRAWING ÇİZİM	WEIGHT AĞIRLIK Kg/m
70T-212-18		1.842
70TH-212-18		1.855
70T-216-18		2.270
70TH-216-18		2.297
70T-217-18		2.217
70TH-217-18		2.244
70T-301-18		1.492
70TH-301-18		1.495
70T-302-18		1.746
70TH-302-18		1.756
70T-312-18		1.880
70TH-312-18		1.890
70T-303-18		1.940
70TH-303-18		1.956
70T-322-18		2.628
70TH-322-18		2.638

profiles / profiller

CODE KOD	DRAWING ÇİZİM	WEIGHT AĞIRLIK Kg/m
70T-362-18		1.838
70TH-362-18		1.848
70T-501-18		1.502
70TH-501-18		1.505
70T-502-18		1.522
70TH-502-18		1.528
70T-404-18		1.550
70TH-404-18		1.560
70T-507-18		1.584
70TH-507-18		1.596
50F-3801-18		0.788
50FH-3801-00		0.792
70T-508-20		2.208
70TH-508-20		2.223
70T-411-18		2.807
70TH-411-18		2.849














CODE KOD	DRAWING ÇİZİM	WEIGHT AĞIRLIK Kg/m
70T-410-00		1.115
1516		0.129
58T-405-00		0.374
70T-406-00		0.297
07-211-00		0.183
18-351-00		1.124
18-352-00		0.094
07-506-013		0.186
07-510-013		0.201
07-512-013		0.210
07-111-00		0.233
07-201-00		0.099
07-102-00		0.324
07-103-00		0.488








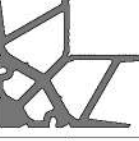

profiles / profiller

CODE KOD	DRAWING ÇİZİM	WEIGHT AĞIRLIK Kg/m
07-105-00		0.875
07-108-015		0.462
07-107-015		0.900
70T-262-18		1.883
70TH-262-18		1.896
70T-266-18		2.337
70TH-266-18		2.364
70T-551-18		1.489
70TH-551-18		1.492
70T-272-18		1.953
70TH-272-18		1.968
70T-181-18		1.677
70TH-181-18		1.685
70T-182-18		1.555
70TH-182-18		1.563

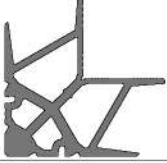



CODE KOD	DRAWING ÇİZİM	WEIGHT AĞIRLIK Kg/m
70T-583-18		0.182
70T-584-18		0.320
70T-281-18		1.598
70TH-281-18		1.605
70T-582-18		1.254
70TH-582-18		1.259
08-207-00		0.290
08-208-00		0.298
08-209-00		0.308
08-212-00		0.323
08-213-00		0.339
08-217-00		0.351
08-215-00		0.369
08-216-00		0.393
08-222-00		0.417
08-221-00		0.426
08-223-00		0.454

profiles / profiller

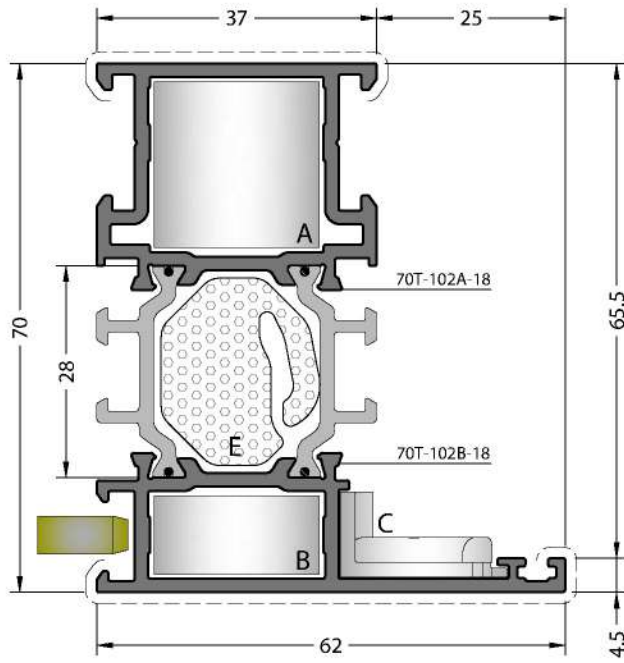
CODE KOD	DRAWING ÇİZİM	WEIGHT AĞIRLIK Kg/m
08-107-00		0.262
08-108-00		0.269
08-109-00		0.280
08-112-00		0.291
08-113-00		0.300
08-117-00		0.309
08-115-00		0.317
08-116-00		0.330
09-107-00		1.941
09-119-00		2.168
09-101-00		2.561
09-102-00		2.984
09-144-00		3.349

CODE KOD	DRAWING ÇİZİM	WEIGHT AĞIRLIK Kg/m
09-145-00		3.557
09-103-00		3.689
09-143-00		4.086
09-146-00		4.562
09-124-00		4.572
09-108-00		5.071
09-112-00		5.307
09-147-00		5.532
09-131-00		5.673

profiles / profiller

CODE KOD	DRAWING ÇİZİM	WEIGHT AĞIRLIK Kg/m
09-148-00		5.680
70T-911-00		0.581
70T-912-00		0.566
70T-913-00		0.895

PROFILES
PROFILLER



CODE / KOD

70T-102-18

70TH-102-18

THEORETICAL WEIGHT / TEORİK AĞIRLIK (kg/m)

1.627

1.637

PRESS CORNER JOINT

PRES KÖŞE BAĞLANTI

MECHANICAL COR. JOINT

MEKANİK KÖŞE BAĞLANTI



A CC-103-22.6



A KC-803-22.4



B CC-103-11.0



B CPA-103-11.0



C EM70-21



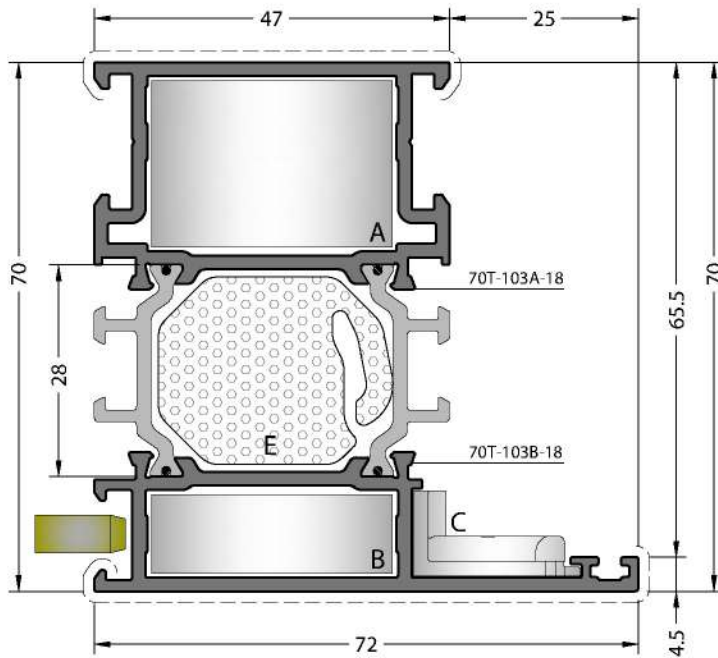
C EM70-21

THERMAL ISOLATION MATERIAL / ISI YALITIM MALZEMESİ



E HM70T-102

* Look to 70T/TH-302-18 profile for T Junctions
T bağlantı için 70T/TH-302-18 profiline bakınız.



CODE / KOD

70T-103-18

70TH-103-18

THEORETICAL WEIGHT / TEORİK AĞIRLIK (kg/m)

1.821

1.837

PRESS CORNER JOINT

PRES KÖŞE BAĞLANTI

MECHANICAL COR. JOINT

MEKANİK KÖŞE BAĞLANTI



A CC-124-22.6



A KC-809-22.4



B CC-124-11.0



B CPA-124-11.0



C EM70-21



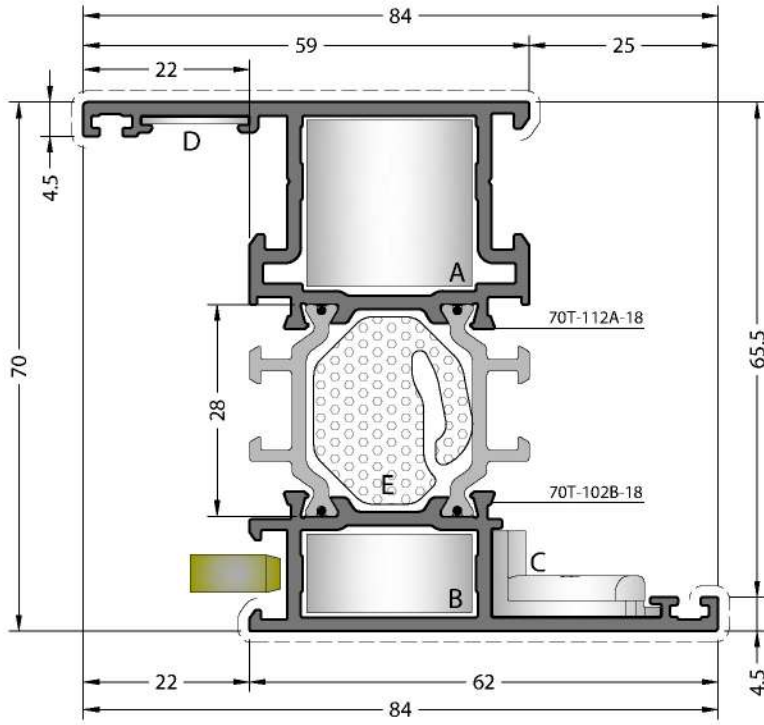
C EM70-21

THERMAL ISOLATION MATERIAL / ISI YALITIM MALZEMESİ



E HM70T-103

* Look to 70T/TH-303-18 profile for T Junctions
T bağlantı için 70T/TH-303-18 profiline bakınız.



CODE / KOD

70T-112-18

70TH-112-18

THEORETICAL WEIGHT / TEORİK AĞIRLIK (kg/m)

1.765

1.775

PRESS CORNER JOINT

PRES KÖŞE BAĞLANTI

MECHANICAL COR. JOINT

MEKANİK KÖŞE BAĞLANTI



A CC-103-22.6



A KC-803-22.4



B CC-103-11.0



B CPA-103-11.0



C EM70-21



C EM70-21



D MK-20.1



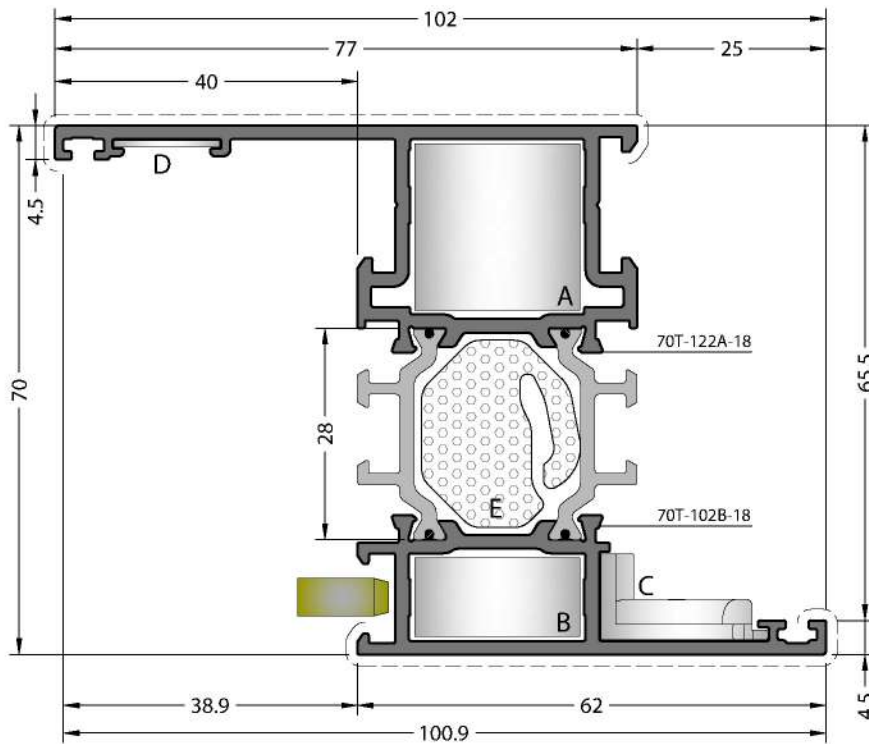
D MK-20.1

THERMAL ISOLATION MATERIAL / ISI YALITIM MALZEMESİ



E HM70T-102

* Look to 70T/TH-302-18 profile for T Junctions
T bağlantı için 70T/TH-302-18 profiline bakınız.



CODE / KOD

70T-122-18

70TH-122-18

THEORETICAL WEIGHT / TEORİK AĞIRLIK (kg/m)

1.852

1.862

PRESS CORNER JOINT

PRES KÖŞE BAĞLANTI

MECHANICAL COR. JOINT

MEKANİK KÖŞE BAĞLANTI



A CC-103-22.6



A KC-803-22.4



B CC-103-11.0



B CPA-103-11.0



C EM70-21



C EM70-21



D MK-20.1



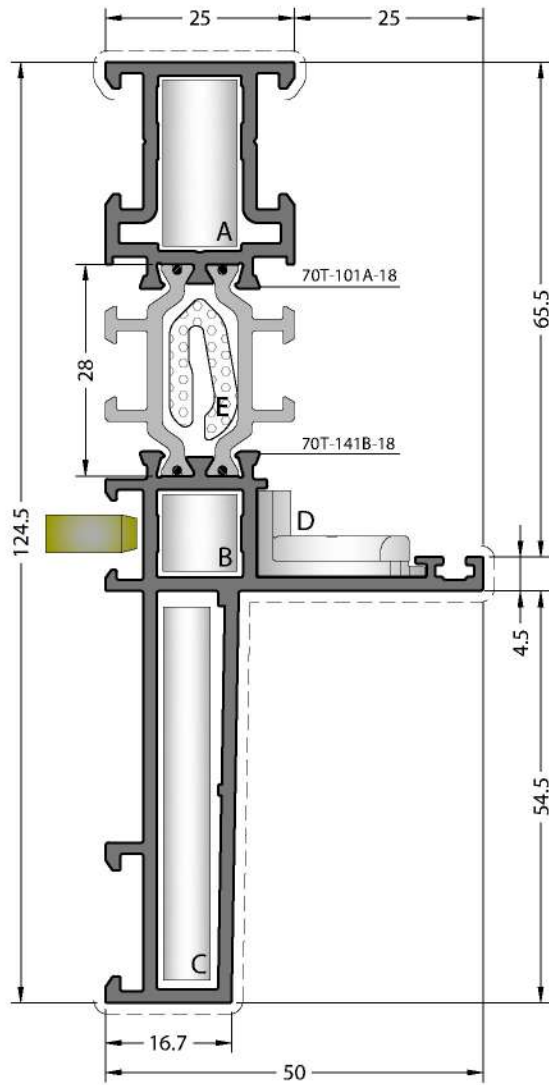
D MK-20.1

THERMAL ISOLATION MATERIAL / ISI YALITIM MALZEMESİ



E HM70T-102

* Look to 70T/TH-302-18 profile for T Junctions
T bağlantı için 70T/TH-302-18 profiline bakınız.



CODE / KOD

70T-141-18

70TH-141-18

THEORETICAL WEIGHT / TEORİK AĞIRLIK (kg/m)

2.009

2.012

PRESS CORNER JOINT

PRES KÖŞE BAĞLANTI

MECHANICAL COR. JOINT

MEKANİK KÖŞE BAĞLANTI



A CC-101-22.7



A KC-801-22.4



B CC-101-10.9



B CPA-101-10.9



C CC-107-50.2



C CC-107-50.2



D EM70-21

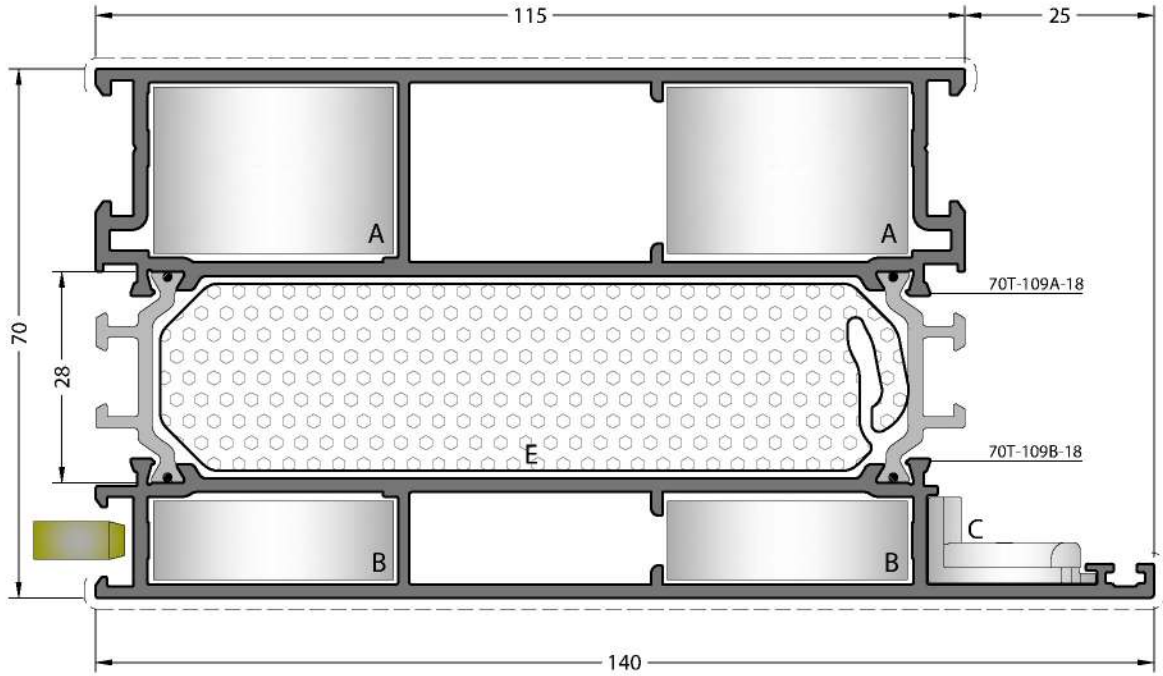


D EM70-21

THERMAL ISOLATION MATERIAL / ISI YALITIM MALZEMESİ



E HM70T-101



CODE / KOD

70T-109-18

70TH-109-18

THEORETICAL WEIGHT / TEORİK AĞIRLIK (kg/m)

3.336

3.396

PRESS CORNER JOINT

PRES KÖŞE BAĞLANTI



A CC-124-22.6



B CC-124-11.0



C EM70-21

MECHANICAL COR. JOINT

MEKANİK KÖŞE BAĞLANTI



A KC-809-22.4



B CPA-124-11.0



C EM70-21

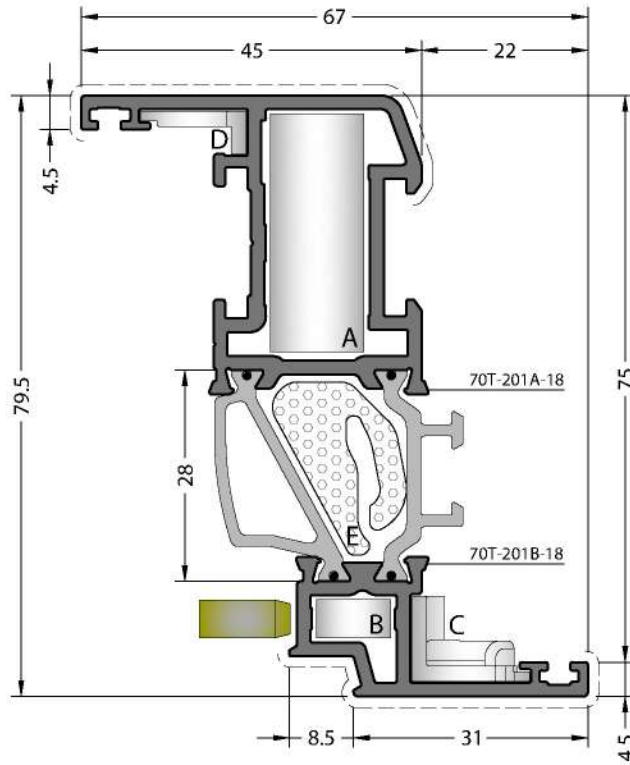
THERMAL ISOLATION MATERIAL / ISI YALITIM MALZEMESİ



E HM70T-109

Look to 70T/TH-303-18 profile for T Junctions

* T bağlantı için 70T/TH-303-18 profiline bakınız.



CODE / KOD

70T-201-18

70TH-201-18

THEORETICAL WEIGHT / TEORİK AĞIRLIK (kg/m)

1.616

1.621

PRESS CORNER JOINT

PRES KÖŞE BAĞLANTI

MECHANICAL COR. JOINT

MEKANİK KÖŞE BAĞLANTI



A CC-102-32.1



A KC-802-31.9



B CC-101-05.7



B CPA-101-05.7



C EM70-22



C EM70-22



D EM70-23

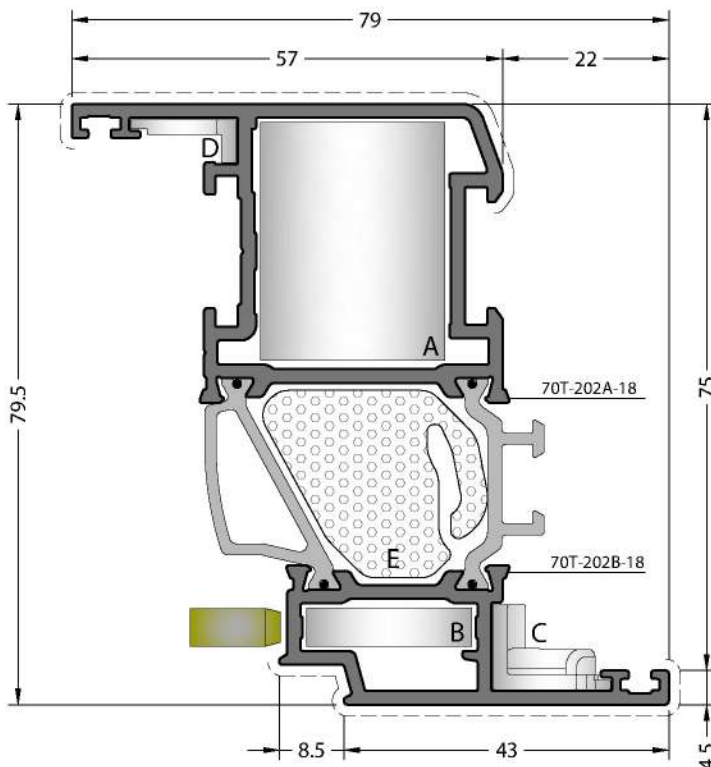


D EM70-23

THERMAL ISOLATION MATERIAL / ISI YALITIM MALZEMESİ



E HM70T-201



CODE / KOD

70T-202-18

70TH-202-18

THEORETICAL WEIGHT / TEORİK AĞIRLIK (kg/m)

1.857

1.870

PRESS CORNER JOINT

PRES KÖŞE BAĞLANTI

MECHANICAL COR. JOINT

MEKANİK KÖŞE BAĞLANTI



A CC-143-32.1



A KC-807-31.9



B CC-103-05.7



B CPA-103-05.7



C EM70-22



C EM70-22



D EM70-23

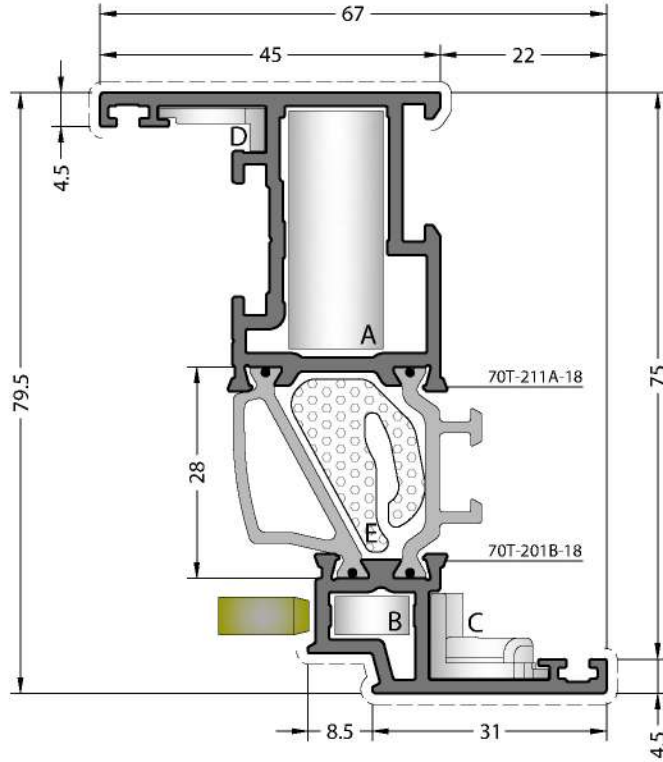


D EM70-23

THERMAL ISOLATION MATERIAL / ISI YALITIM MALZEMESİ



E HM70T-202



CODE / KOD

70T-211-18

70TH-211-18

THEORETICAL WEIGHT / TEORİK AĞIRLIK (kg/m)

1.601

1.606

PRESS CORNER JOINT

PRES KÖŞE BAĞLANTI

MECHANICAL COR. JOINT

MEKANİK KÖŞE BAĞLANTI



A CC-102-32.1



A KC-802-31.9



B CC-101-05.7



B CPA-101-05.7



C EM70-22



C EM70-22



D EM70-23

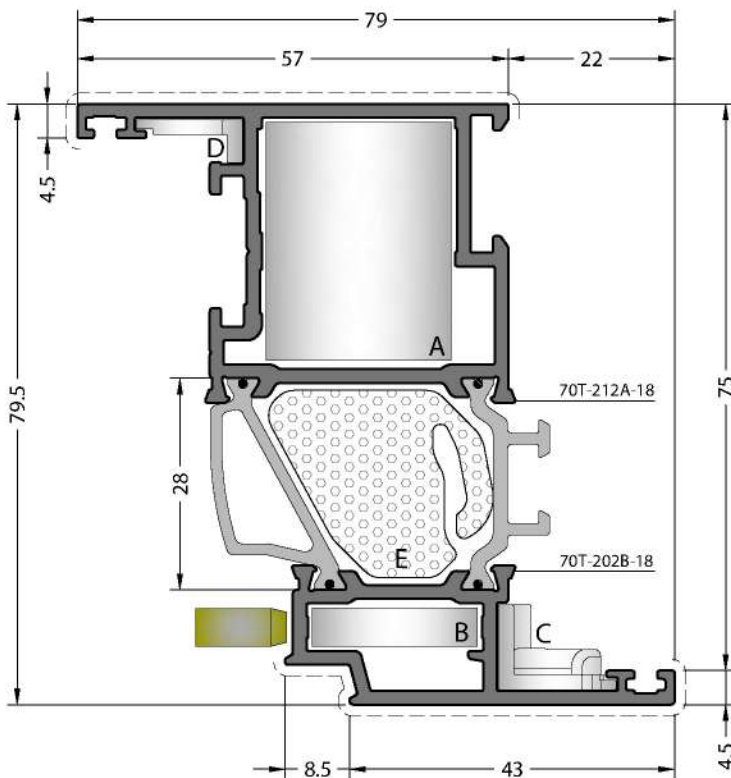


D EM70-23

THERMAL ISOLATION MATERIAL / ISI YALITIM MALZEMESİ



E HM70T-201



CODE / KOD

70T-212-18

70TH-212-18

THEORETICAL WEIGHT / TEORİK AĞIRLIK (kg/m)

1.842

1.855

PRESS CORNER JOINT

PRES KÖŞE BAĞLANTI

MECHANICAL COR. JOINT

MEKANİK KÖŞE BAĞLANTI



A CC-143-32.1



A KC-807-31.9



B CC-103-05.7



B CPA-103-05.7



C EM70-22



C EM70-22



D EM70-23

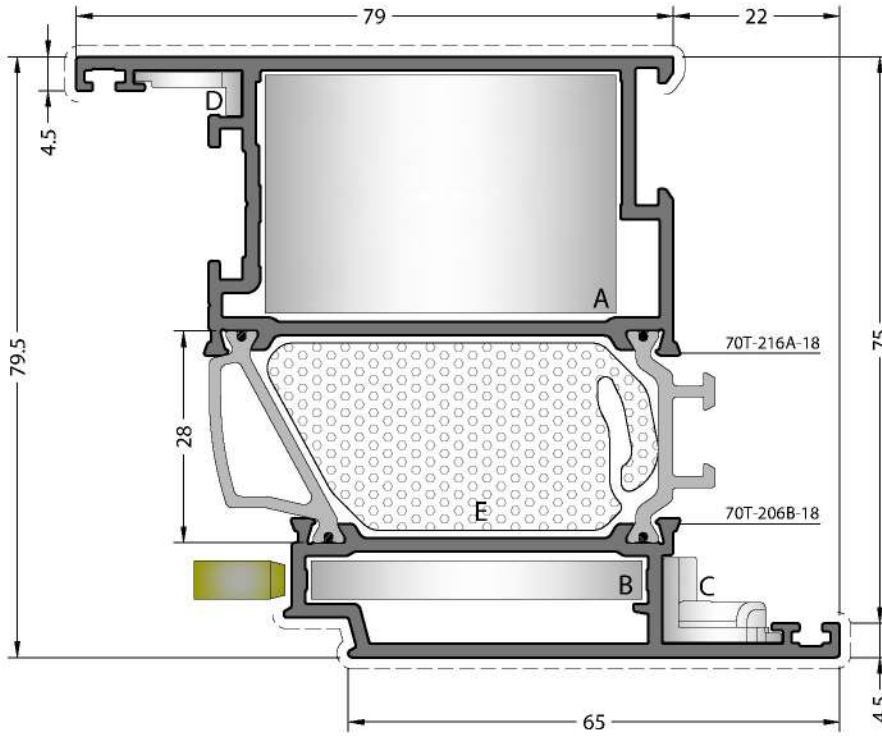


D EM70-23

THERMAL ISOLATION MATERIAL / ISI YALITIM MALZEMESİ



E HM70T-202



CODE / KOD

70T-216-18

70TH-216-18

THEORETICAL WEIGHT / TEORİK AĞIRLIK (kg/m)

2.270

2.297

PRESS CORNER JOINT

PRES KÖŞE BAĞLANTI

MECHANICAL COR. JOINT

MEKANİK KÖŞE BAĞLANTI



A CC-131-32.1



A KC-810-31.9



B CC-147-05.7



B CPA-147-05.7



C EM70-22



C EM70-22



D EM70-23

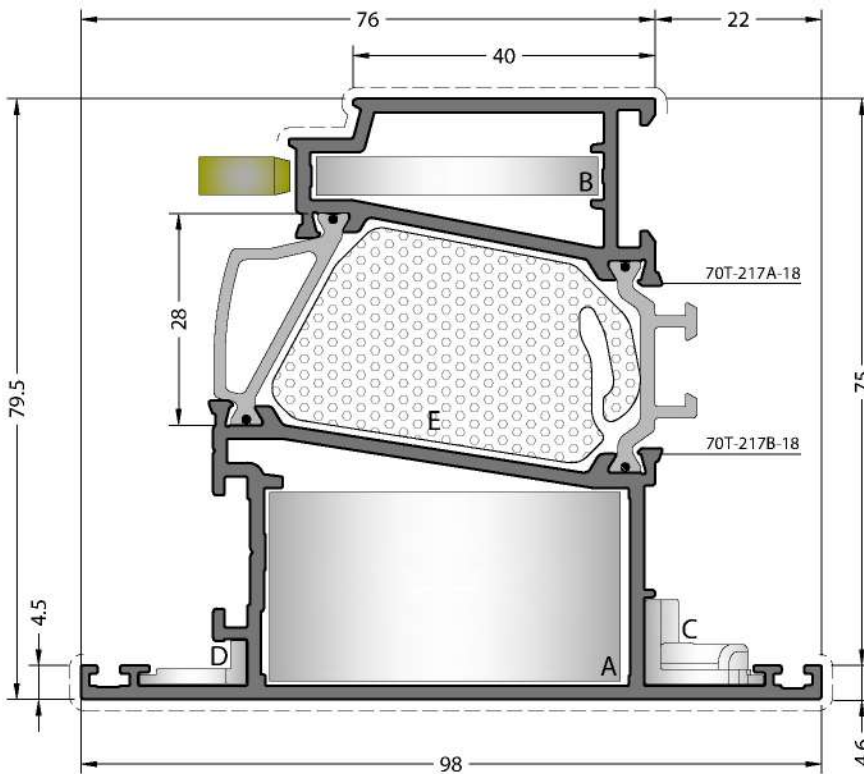


D EM70-23

THERMAL ISOLATION MATERIAL / ISI YALITIM MALZEMESİ



E HM70T-206



CODE / KOD

70T-217-18

70TH-217-18

THEORETICAL WEIGHT / TEORİK AĞIRLIK (kg/m)

2.217

2.244

PRESS CORNER JOINT

PRES KÖŞE BAĞLANTI

MECHANICAL COR. JOINT

MEKANİK KÖŞE BAĞLANTI



A CC-148-25.6



A KC-810-25.4



B CC-108-05.7



B CPA-108-05.7



C EM70-22



C EM70-22



D EM70-23

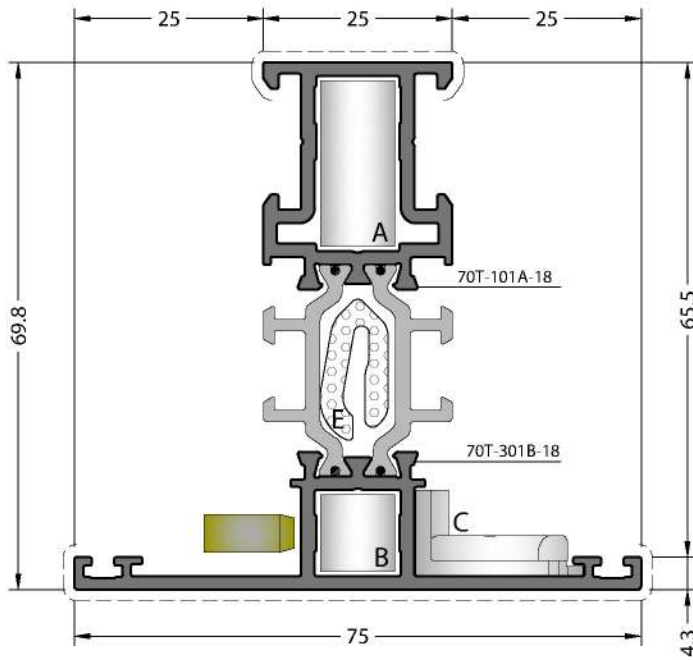


D EM70-23

THERMAL ISOLATION MATERIAL / ISI YALITIM MALZEMESİ



E HM70T-217



CODE / KOD

70T-301-18

70TH-301-18

THEORETICAL WEIGHT / TEORİK AĞIRLIK (kg/m)

1.492

1.495

MONTAGE TO FRAME T JUNCTION

KASAYA ÇEKTİRME BAĞ.



A TJ70T-903-10.4



B TJ70T-901-10.4

MONTAGE TO SASH T JUNCTION

STANDART KANAT ÇEKTİRME BAĞ.



A TJ70T-903-10.4



B TJ70T-902-10.4

PRESS CORNER JOINT

PRES KÖŞE BAĞLANTI



A CC-101-22.7



B CC-101-10.9



C EM70-21

MECHANICAL COR. JOINT

MEKANİK KÖŞE BAĞLANTI



A KC-801-22.4



B CPA-101-10.9

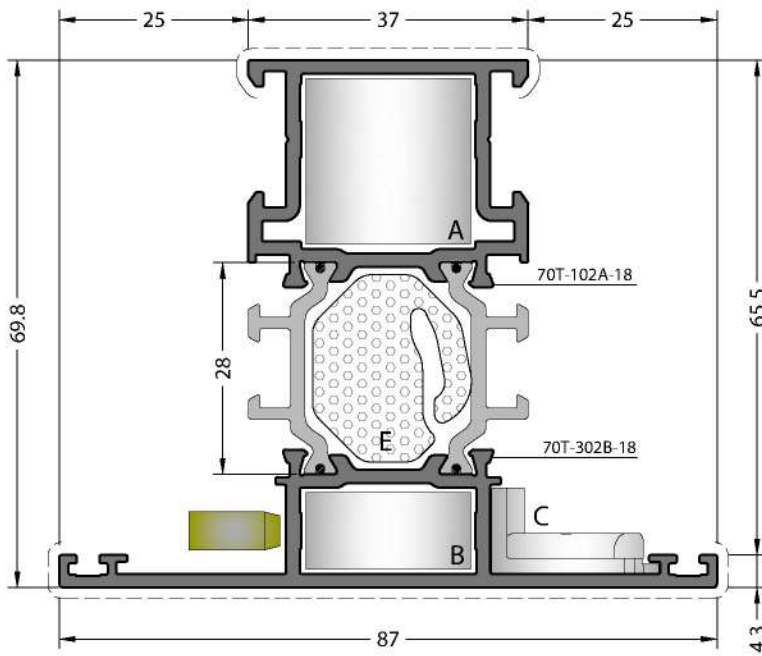


C EM70-21

THERMAL ISOLATION MATERIAL / ISI YALITIM MALZEMESİ



E HM70T-101



CODE / KOD

70T-302-18

70TH-302-18

THEORETICAL WEIGHT / TEORİK AĞIRLIK (kg/m)

1.746

1.756

MONTAGE TO FRAME T JUNCTION

KASAYA ÇEKTİRME BAĞ.



A TJ70T-903-22.4



B TJ70T-901-22.4

MONTAGE TO SASH T JUNCTION

STANDART KANAT ÇEKTİRME BAĞ.



A TJ70T-903-22.4



B TJ70T-902-22.4

PRESS CORNER JOINT

PRES KÖŞE BAĞLANTI



A CC-103-22.6



B CC-103-11.0



C EM70-21

MECHANICAL COR. JOINT

MEKANİK KÖŞE BAĞLANTI



A KC-803-22.4



B CPA-103-11.0

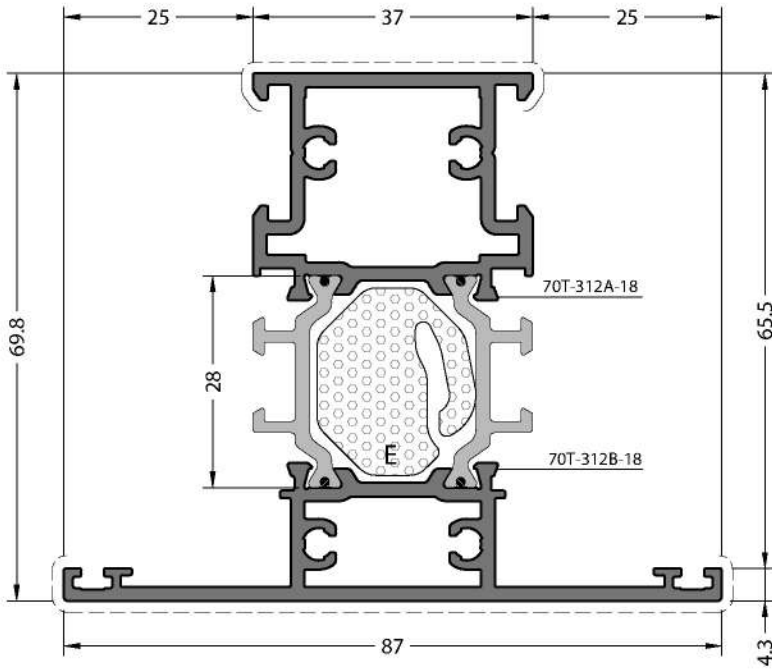


C EM70-21

THERMAL ISOLATION MATERIAL / ISI YALITIM MALZEMESİ



E HM70T-102



CODE / KOD

70T-312-18

70TH-312-18

THEORETICAL WEIGHT / TEORİK AĞIRLIK (kg/m)

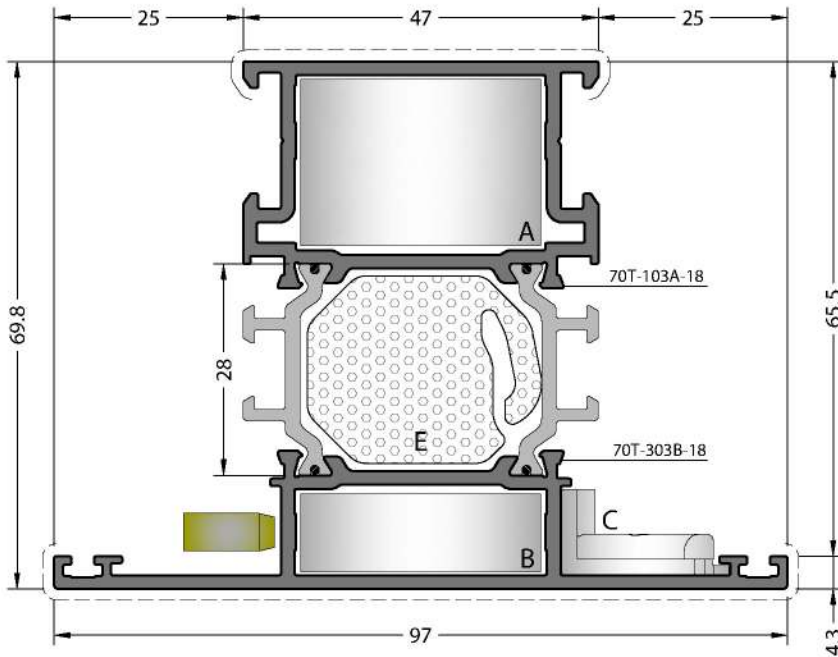
1.880

1.890

THERMAL ISOLATION MATERIAL / ISI YALITIM MALZEMESİ



E HM70T-102



CODE / KOD

70T-303-18

70TH-303-18

THEORETICAL WEIGHT / TEORİK AĞIRLIK (kg/m)

1.940

1.956

MONTAGE TO FRAME T JUNCTION

KASAYA ÇEKTİRME BAĞ.



A TJ70T-903-32.4



B TJ70T-901-32.4

MONTAGE TO SASH T JUNCTION

STANDART KANAT ÇEKTİRME BAĞ.



A TJ70T-903-32.4



B TJ70T-902-32.4

PRESS CORNER JOINT

PRES KÖŞE BAĞLANTI



A CC-124-22.6



B CC-124-11.0



C EM70-21

MECHANICAL COR. JOINT

MEKANİK KÖŞE BAĞLANTI



A KC-809-22.4



B CPA-124-11.0

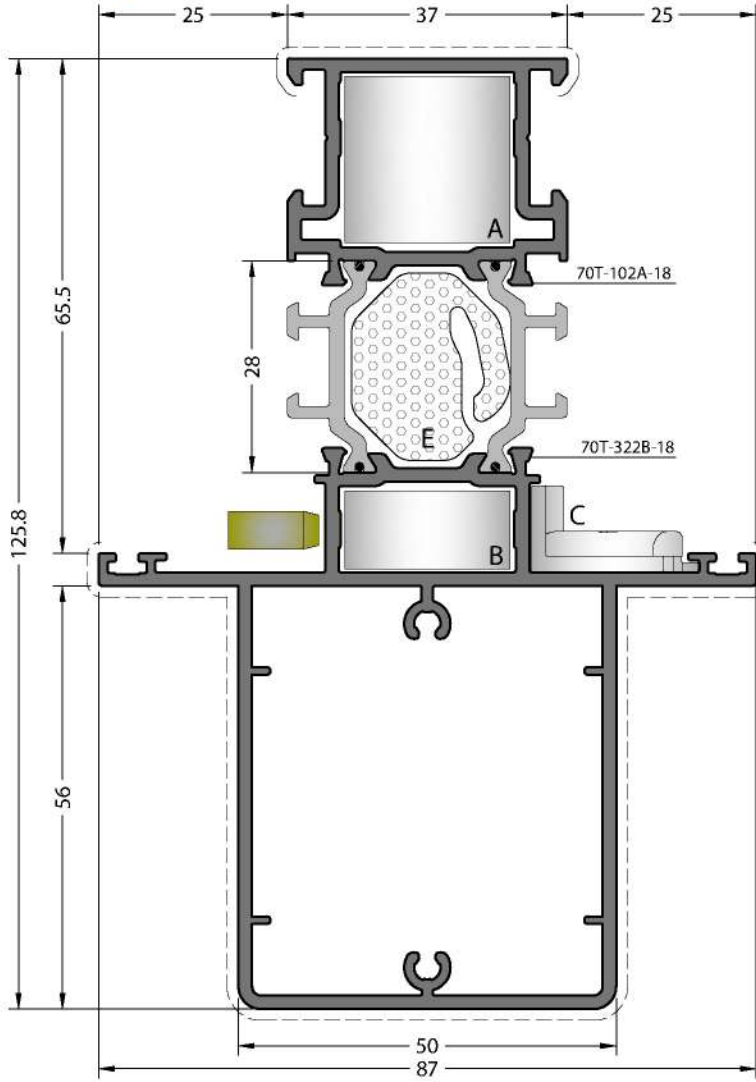


C EM70-21

THERMAL ISOLATION MATERIAL / ISI YALITIM MALZEMESİ



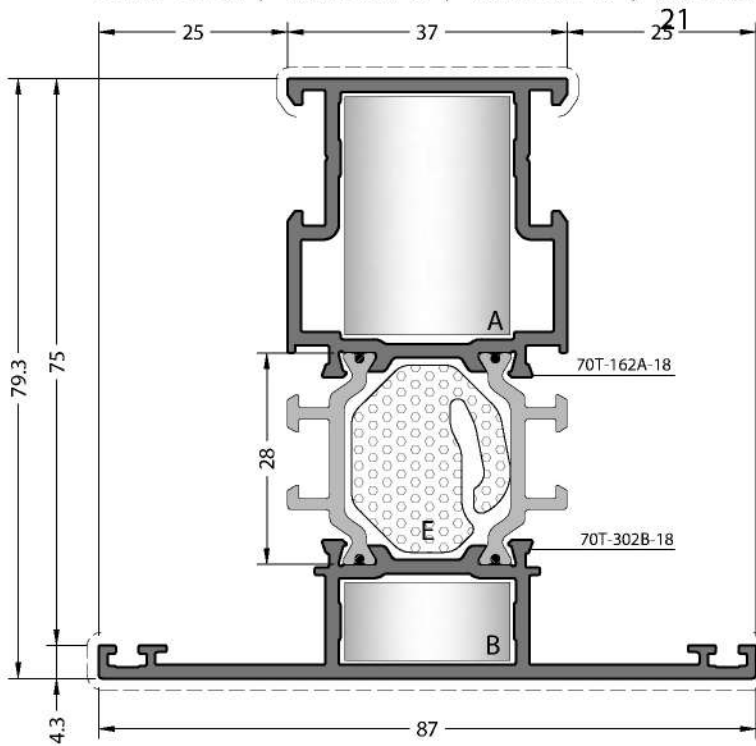
E HM70T-103



This is mullion profile for sash profiles. It is just working with sash profiles pointed at the below.

Bu profil kanat içi orta kayıttır. Sadece aşağıda belirtilen kanat profilleri ile çalışmaktadır.

70T/TH-211-18 , 70T/TH-212-18 , 70T/TH-216-18 , 70T/TH-217-18



CODE / KOD

70T-322-18

70TH-322-18

THEORETICAL WEIGHT / TEORİK AĞIRLIK (kg/m)

2.628

2.638

MONTAGE TO FRAME T JUNCTION

KASAYA ÇEKTİRME BAĞ.

MONTAGE TO SASH T JUNCTION

STANDART KANAT ÇEKTİRME BAĞ.



A TJ70T-903-22.4



A TJ70T-903-22.4



B TJ70T-901-22.4



B TJ70T-902-22.4

THERMAL ISOLATION MATERIAL / ISI YALITIM MALZEMESİ



E HM70T-102

CODE / KOD

70T-362-18

70TH-362-18

THEORETICAL WEIGHT / TEORİK AĞIRLIK (kg/m)

1.838

1.848

MONTAGE TO FLAT SASH T JUNCTION

DÜZ KANAT ÇEKTİRME BAĞLANTI



A TJ70T-903-22.4



B TJ70T-902-22.4

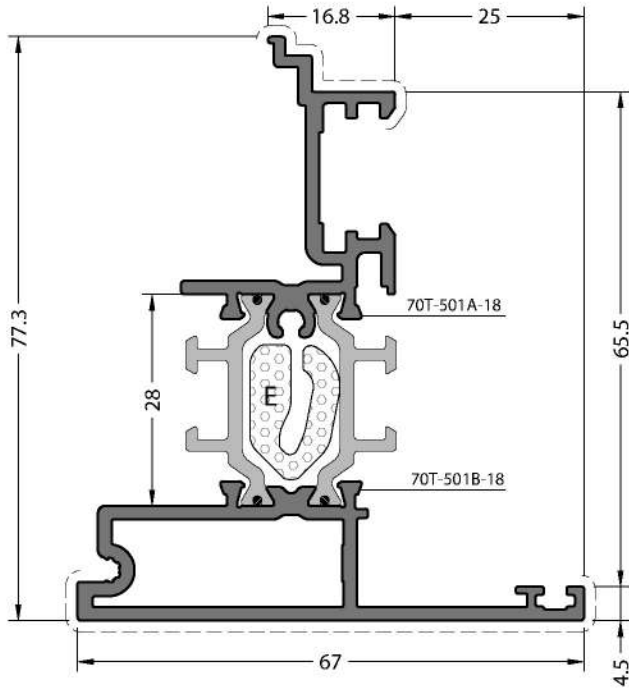


C TJ70T-905-21.4

THERMAL ISOLATION MATERIAL / ISI YALITIM MALZEMESİ



E HM70T-102



CODE / KOD

70T-501-18

70TH-501-18

THEORETICAL WEIGHT / TEORİK AĞIRLIK (kg/m)

1.502

1.505

THERMAL ISOLATION MATERIAL / ISI YALITIM MALZEMESİ

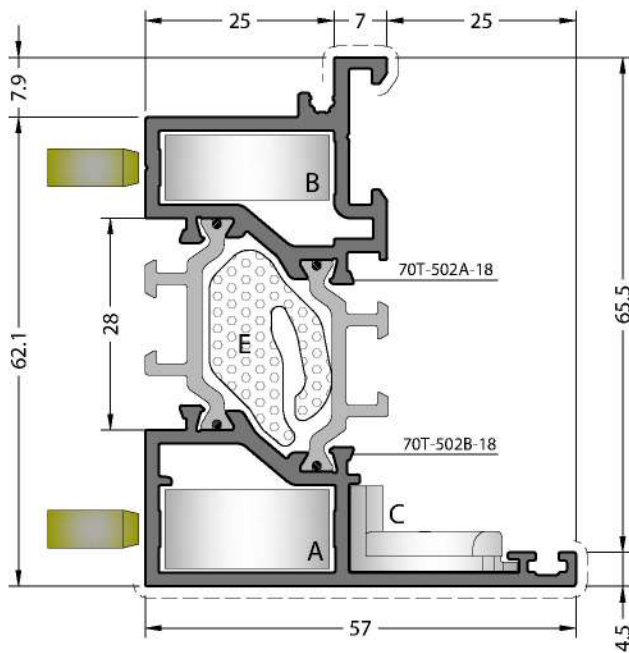


E EM70T-501

ACCESSORY / AKSESUAR



A HM70T-501



CODE / KOD

70T-502-18

70TH-502-18

THEORETICAL WEIGHT / TEORİK AĞIRLIK (kg/m)

1.522

1.528

PRESS CORNER JOINT

PRES KÖŞE BAĞLANTI

MECHANICAL COR. JOINT

MEKANİK KÖŞE BAĞLANTI



A CC-103-11.0



A CPA-103-11.0



B CC-103-09.2



B CPA-103-09.2



C EM70-21

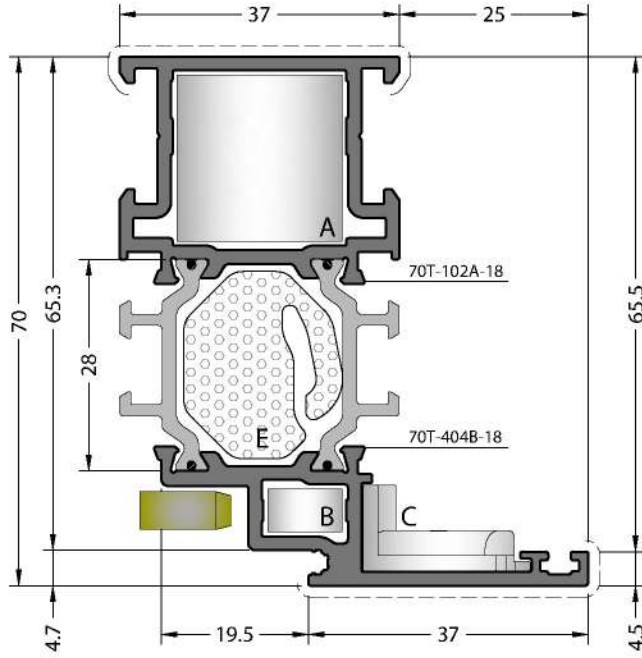


C EM70-21

THERMAL ISOLATION MATERIAL / ISI YALITIM MALZEMESİ



E HM70T-502



CODE / KOD

70T-404-18

70TH-404-18

THEORETICAL WEIGHT / TEORİK AĞIRLIK (kg/m)

1.550

1.560

PRESS CORNER JOINT

PRES KÖŞE BAĞLANTI

MECHANICAL COR. JOINT

MEKANİK KÖŞE BAĞLANTI



A CC-103-22.6



A KC-803-22.4



B CC-101-06.3



B CPA-101-06.3



C EM70-21

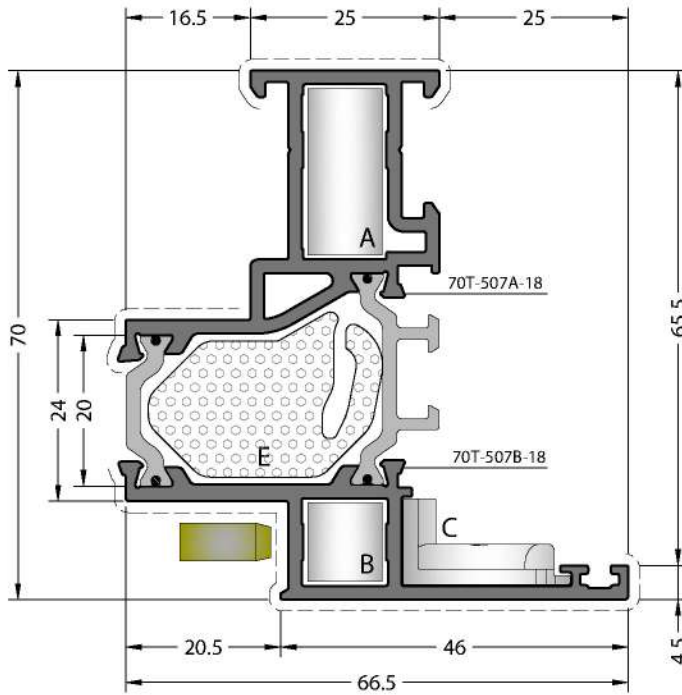


C EM70-21

THERMAL ISOLATION MATERIAL / ISI YALITIM MALZEMESİ



E HM70T-102



CODE / KOD

70T-507-18

70TH-507-18

THEORETICAL WEIGHT / TEORİK AĞIRLIK (kg/m)

1.584

1.596

PRESS CORNER JOINT

PRES KÖŞE BAĞLANTI

MECHANICAL COR. JOINT

MEKANİK KÖŞE BAĞLANTI



A CC-101-22.7



A KC-801-22.4



B CC-101-10.9



B CPA-101-10.9



C EM70-21

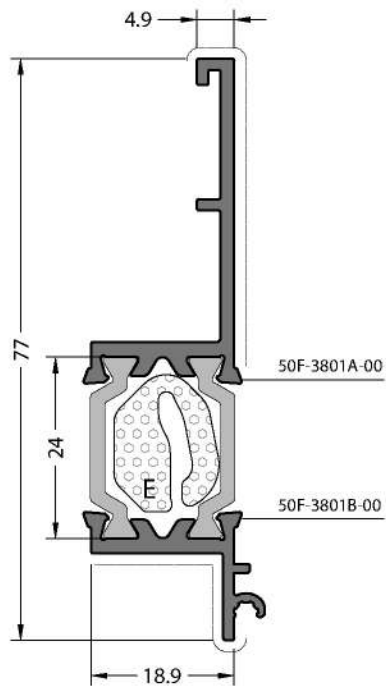


C EM70-21

THERMAL ISOLATION MATERIAL / ISI YALITIM MALZEMESİ



E HM70T-507



CODE / KOD

50F-3801-00

50FH-3801-00

THEORETICAL WEIGHT / TEORİK AĞIRLIK (kg/m)

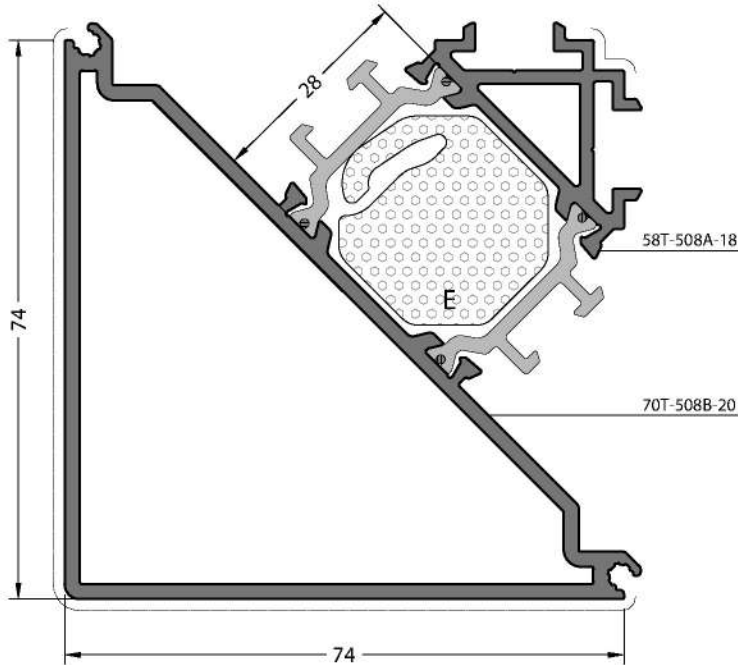
0.788

0.792

THERMAL ISOLATION MATERIAL / ISI YALITIM MALZEMESİ



E EM70T-3801



CODE / KOD

70T-508-20

70TH-508-20

THEORETICAL WEIGHT / TEORİK AĞIRLIK (kg/m)

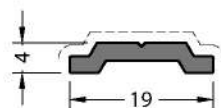
2.208

2.223

THERMAL ISOLATION MATERIAL / ISI YALITIM MALZEMESİ



E HM70T-508A

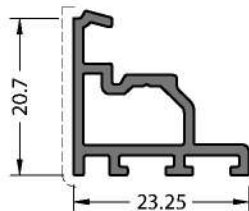
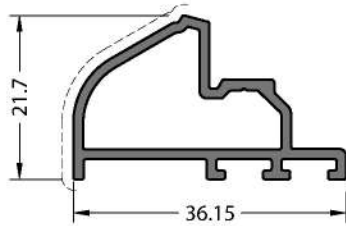
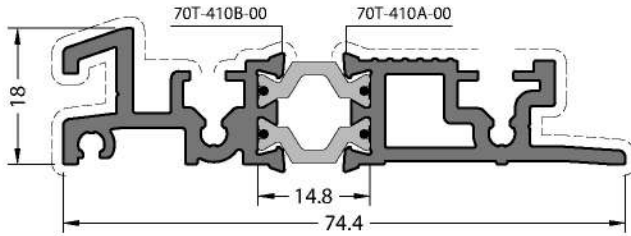
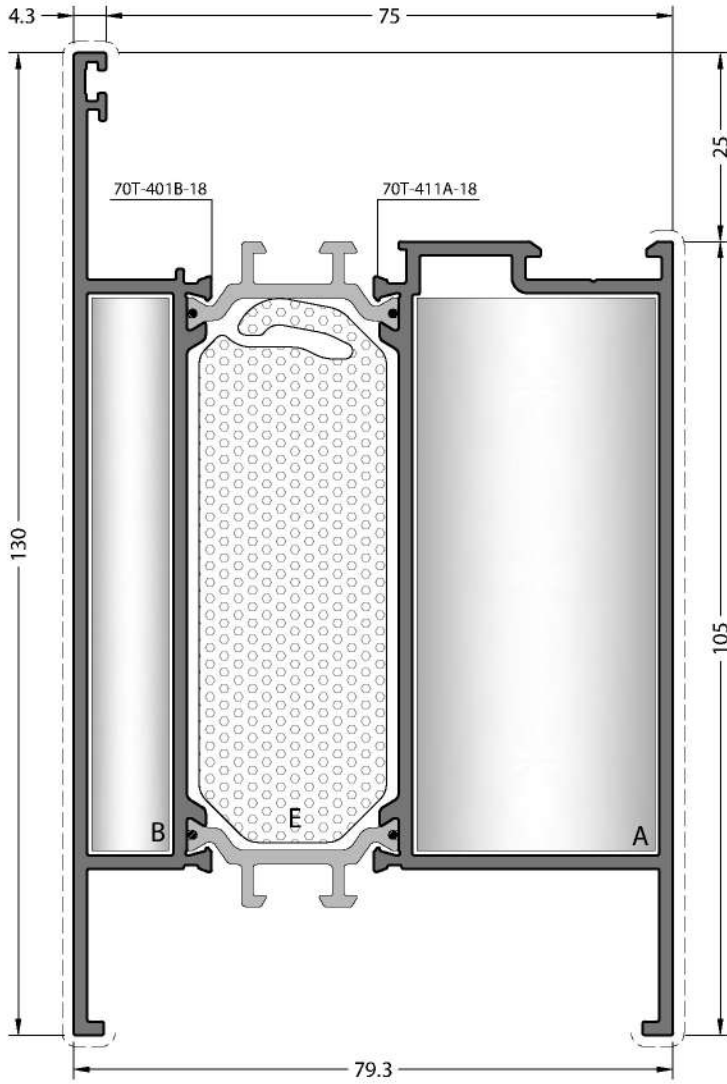


CODE / KOD

1516

**THEORETICAL WEIGHT
TEORİK AĞIRLIK (kg/m)**

0.129



CODE / KOD

70T-411-18

70TH-411-18

THEORETICAL WEIGHT / TEORİK AĞIRLIK (kg/m)

2.807

2.849

MONTAGE TO FLAT SASH T JUNCTION

DÜZ KANAT ÇEKİRME BAĞLANTI



A TJ70T-903-73.8



B TJ70T-902-73.8



C TJ70T-905-72.8

THERMAL ISOLATION MATERIAL / ISI YALITIM MALZEMESİ



E HM70T-411

CODE / KOD

70T-410-00

THEORETICAL WEIGHT
TEORİK AĞIRLIK (kg/m)

1.115

CODE / KOD

58T-405-00

THEORETICAL WEIGHT
TEORİK AĞIRLIK (kg/m)

0.374

ACCESSORY / AKSESUAR



EM58T-405

CODE / KOD

70T-406-00

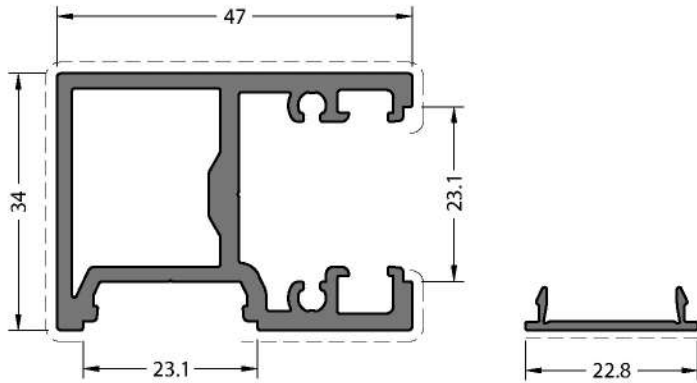
THEORETICAL WEIGHT
TEORİK AĞIRLIK (kg/m)

0.297

ACCESSORY / AKSESUAR



EM70T-406



CODE / KOD
18-351-00

THEORETICAL WEIGHT
TEORİK AĞIRLIK (kg/m)
1.124

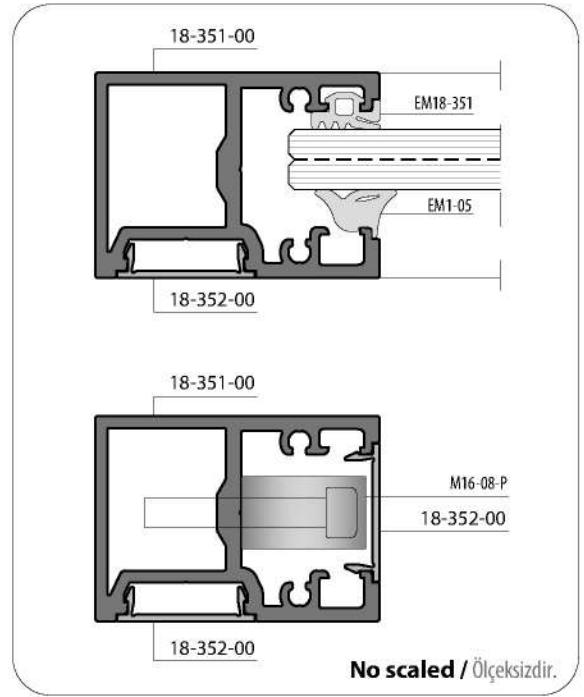
APPLIED PRODUCTS
UYGULANAN ÜRÜNLER

-  **A** 18-352-00
-  **B** CA18-351-00
-  **C** M16-08-P

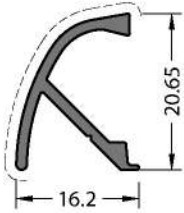
CODE / KOD
18-352-00

THEORETICAL WEIGHT
TEORİK AĞIRLIK (kg/m)
0.094

APPLICATION DETAIL / UYGULAMA DETAYI

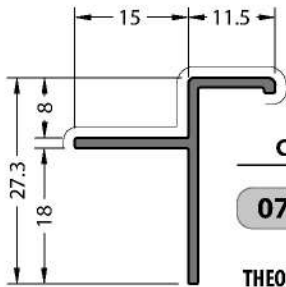


No scaled / Ölçeksizdir.



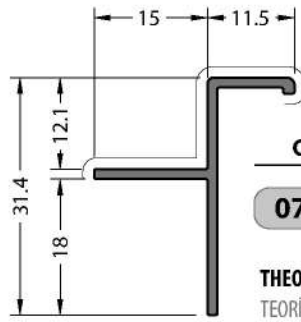
CODE / KOD
07-211-00

THEORETICAL WEIGHT
TEORİK AĞIRLIK (kg/m)
0.183



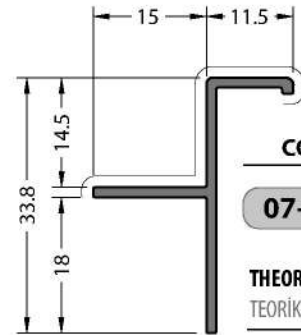
CODE / KOD
07-506-013

THEORETICAL WEIGHT
TEORİK AĞIRLIK (kg/m)
0.186



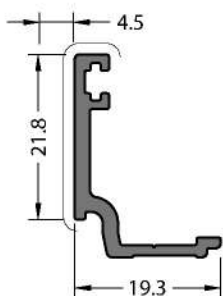
CODE / KOD
07-510-013

THEORETICAL WEIGHT
TEORİK AĞIRLIK (kg/m)
0.201



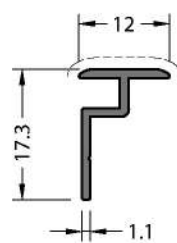
CODE / KOD
07-512-013

THEORETICAL WEIGHT
TEORİK AĞIRLIK (kg/m)
0.210



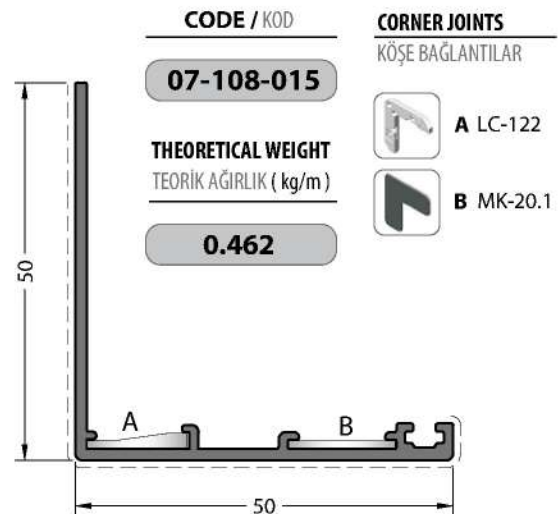
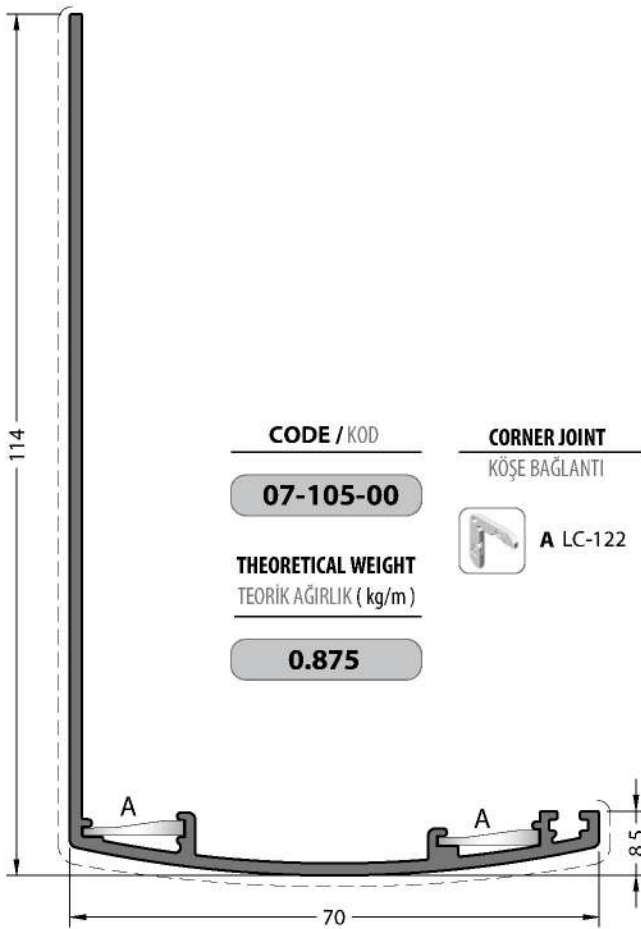
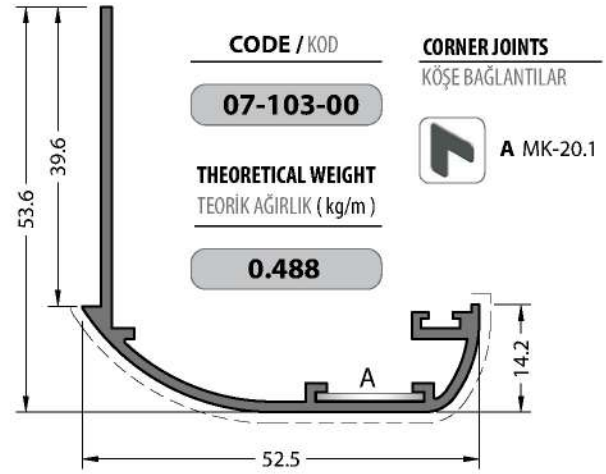
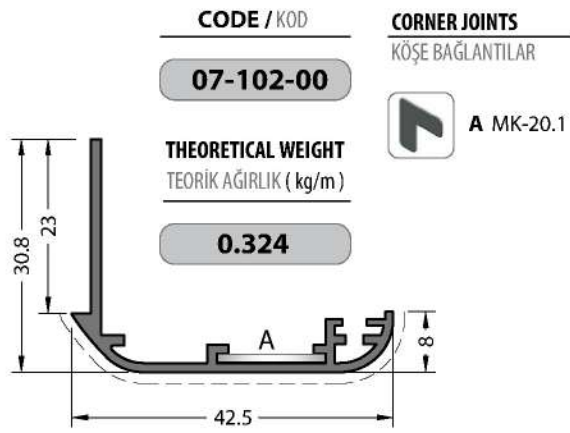
CODE / KOD
07-111-00

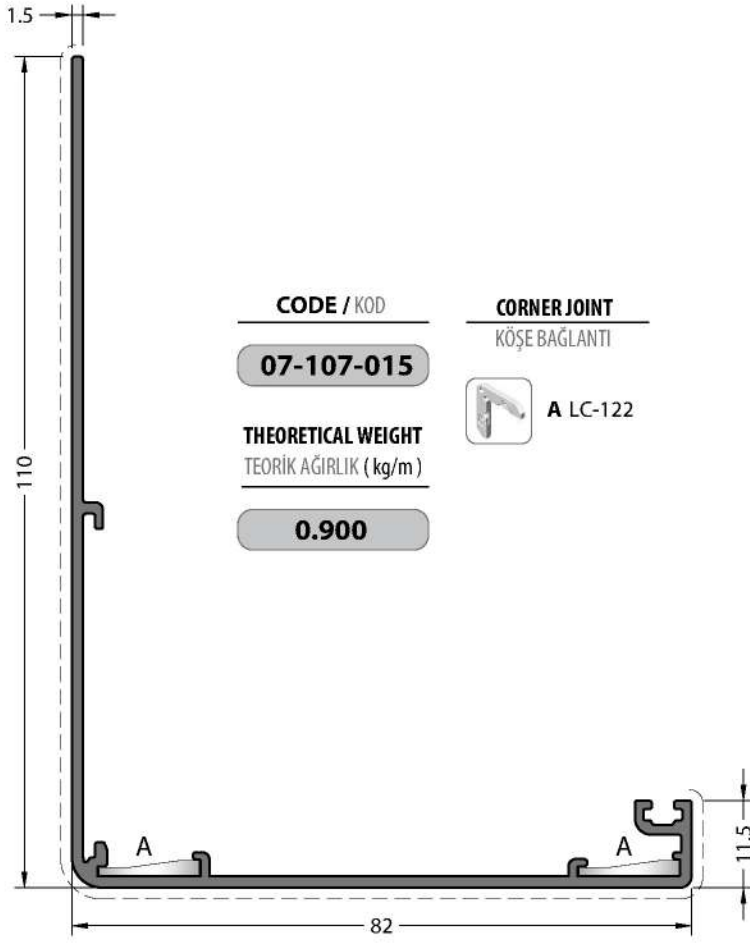
THEORETICAL WEIGHT
TEORİK AĞIRLIK (kg/m)
0.233

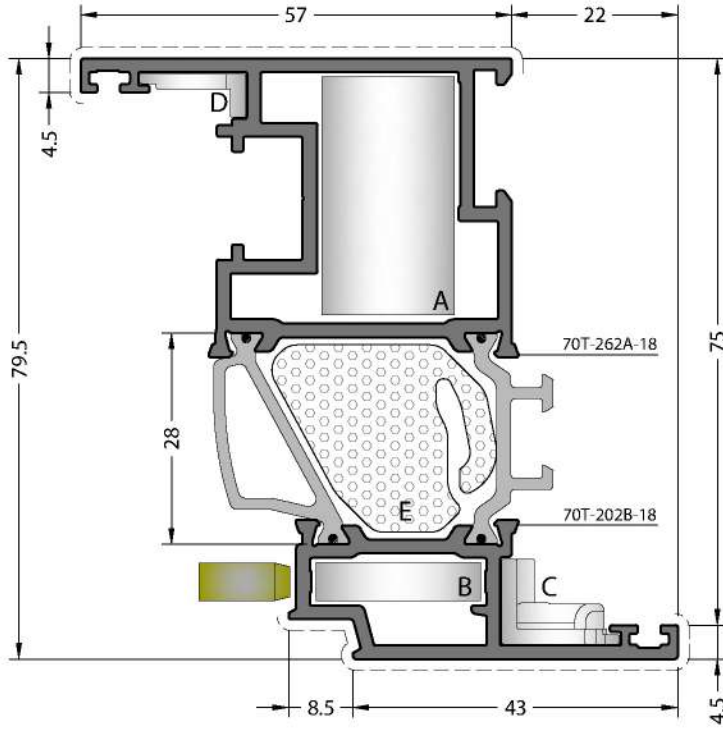


CODE / KOD
07-201-00

THEORETICAL WEIGHT
TEORİK AĞIRLIK (kg/m)
0.099







CODE / KOD

70T-262-18

70TH-262-18

THEORETICAL WEIGHT / TEORİK AĞIRLIK (kg/m)

1.883

1.896

PRESS CORNER JOINT

PRES KÖŞE BAĞLANTI

MECHANICAL COR. JOINT

MEKANİK KÖŞE BAĞLANTI



A CC-144-32.1



A CA-806-31.9



B CC-103-05.7



B CPA-103-05.7



C EM70-22



C EM70-22



D EM70-23

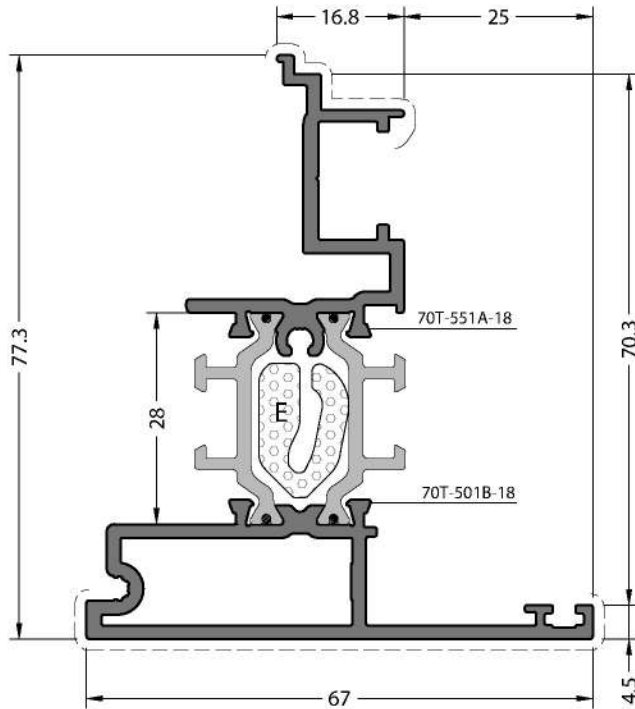


D EM70-23

THERMAL ISOLATION MATERIAL / ISI YALITIM MALZEMESİ



E HM70T-202



CODE / KOD

70T-551-18

70TH-551-18

THEORETICAL WEIGHT / TEORİK AĞIRLIK (kg/m)

1.489

1.492

ACCESSORY / AKSESUAR

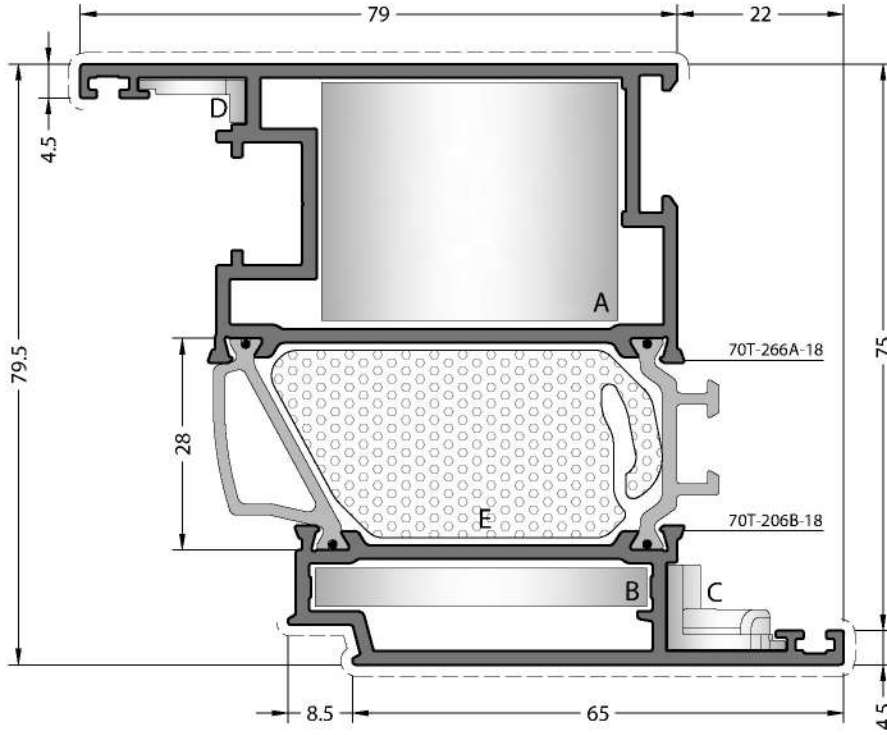


A EM70T-551

THERMAL ISOLATION MATERIAL / ISI YALITIM MALZEMESİ



E HM70T-501



CODE / KOD

70T-266-18

70TH-266-18

THEORETICAL WEIGHT / TEORİK AĞIRLIK (kg/m)

2.337

2.364

PRESS CORNER JOINT

PRES KÖŞE BAĞLANTI



A CC-112-32.1



B CC-147-05.7



C EM70-22

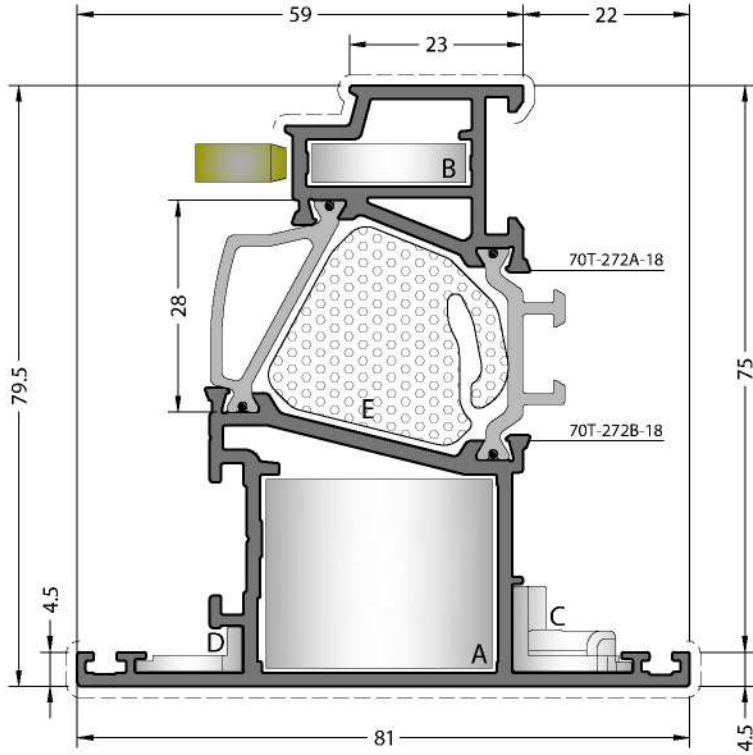


D EM70-23

THERMAL ISOLATION MATERIAL / ISI YALITIM MALZEMESİ



E HM70T-206



CODE / KOD

70T-272-18

70TH-272-18

THEORETICAL WEIGHT / TEORİK AĞIRLIK (kg/m)

1.953

1.968

PRESS CORNER JOINT

PRES KÖŐE BAĞLANTI

MECHANICAL COR. JOINT

MEKANİK KÖŐE BAĞLANTI



A CC-146-25.6



A KC-808-25.4



B CC-145-05.7



B CPA-145-05.7



C EM70-22



C EM70-22



D EM70-23

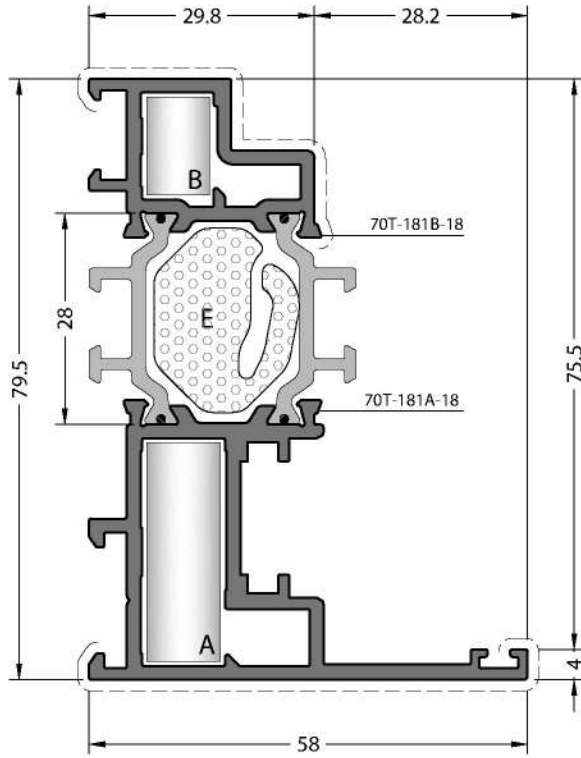


D EM70-23

THERMAL ISOLATION MATERIAL / ISI YALITIM MALZEMESİ



E HM70T-272



CODE / KOD

70T-181-18

70TH-181-18

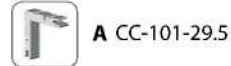
THEORETICAL WEIGHT / TEORİK AĞIRLIK (kg/m)

1.677

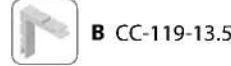
1.685

PRESS CORNER JOINT

PRES KÖŞE BAĞLANTI



A CC-101-29.5

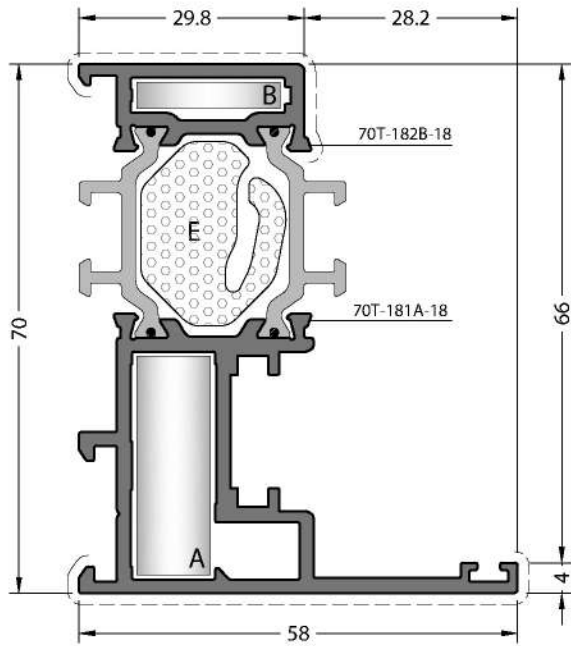


B CC-119-13.5

THERMAL ISOLATION MATERIAL / ISI YALITIM MALZEMESİ



E HM70T-181



CODE / KOD

70T-182-18

70TH-182-18

THEORETICAL WEIGHT / TEORİK AĞIRLIK (kg/m)

1.555

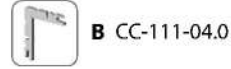
1.563

PRESS CORNER JOINT

PRES KÖŞE BAĞLANTI



A CC-101-29.5

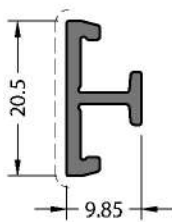


B CC-111-04.0

THERMAL ISOLATION MATERIAL / ISI YALITIM MALZEMESİ



E HM70T-181

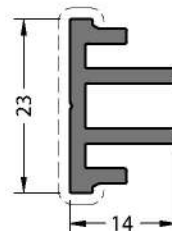


CODE / KOD

70T-583-18

THEORETICAL WEIGHT
TEORİK AĞIRLIK (kg/m)

0.182

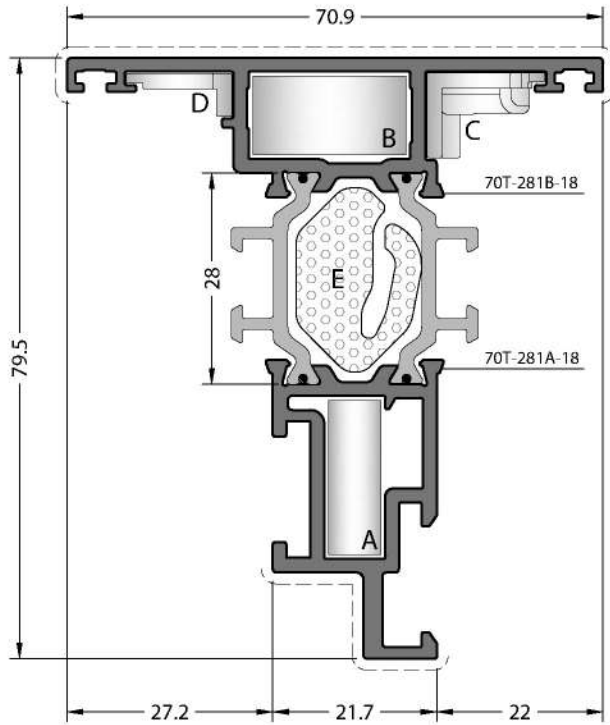


CODE / KOD

70T-584-18

THEORETICAL WEIGHT
TEORİK AĞIRLIK (kg/m)

0.320



CODE / KOD

70T-281-18

70TH-281-18

THEORETICAL WEIGHT / TEORİK AĞIRLIK (kg/m)

1.598

1.605

PRESS CORNER JOINT

PRES KÖŐE BAĞLANTI



A CC-107-21.0



B CC-145-11.0



C EM70-22

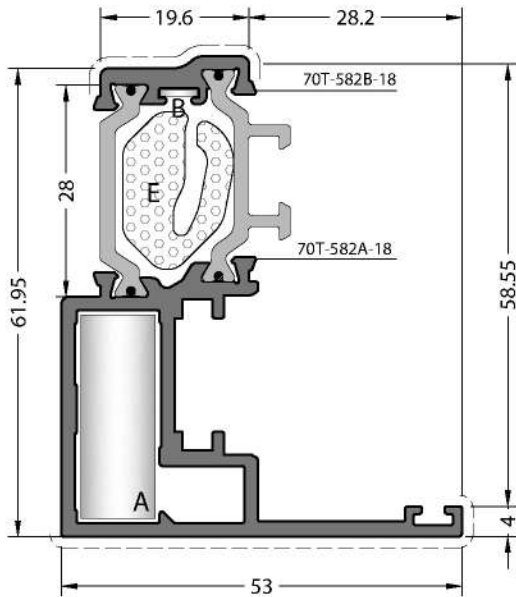


D EM70-23

THERMAL ISOLATION MATERIAL / ISI YALITIM MALZEMESİ



E HM70T-281



CODE / KOD

70T-582-18

70TH-582-18

THEORETICAL WEIGHT / TEORİK AĞIRLIK (kg/m)

1.254

1.259

PRESS CORNER JOINT

PRES KÖŐE BAĞLANTI



A CC-101-27.5



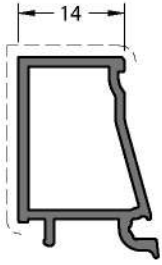
B MK-19

THERMAL ISOLATION MATERIAL / ISI YALITIM MALZEMESİ



E HM70T-582

SAFETY GLAZING BEADS / GÜVENLİKLİ CAM ÇİTALARI

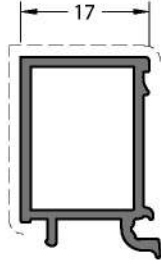


CODE / KOD

08-205-00

THEORETICAL WEIGHT
TEORİK AĞIRLIK (kg/m)

0.279

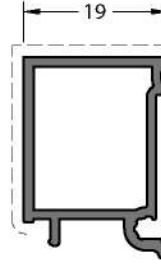


CODE / KOD

08-207-00

THEORETICAL WEIGHT
TEORİK AĞIRLIK (kg/m)

0.290

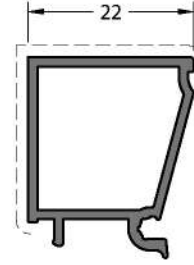


CODE / KOD

08-208-00

THEORETICAL WEIGHT
TEORİK AĞIRLIK (kg/m)

0.298

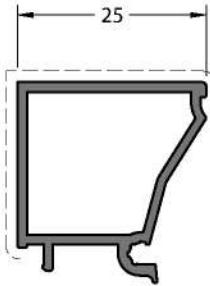


CODE / KOD

08-209-00

THEORETICAL WEIGHT
TEORİK AĞIRLIK (kg/m)

0.308

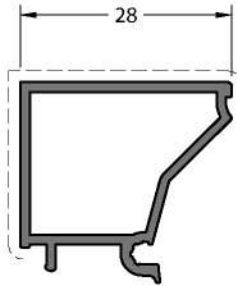


CODE / KOD

08-212-00

THEORETICAL WEIGHT
TEORİK AĞIRLIK (kg/m)

0.323

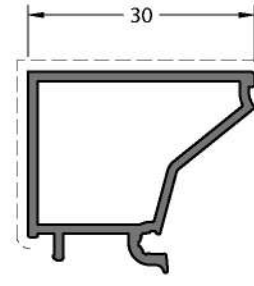


CODE / KOD

08-213-00

THEORETICAL WEIGHT
TEORİK AĞIRLIK (kg/m)

0.339

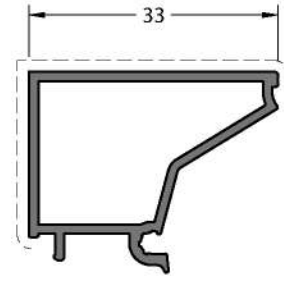


CODE / KOD

08-217-00

THEORETICAL WEIGHT
TEORİK AĞIRLIK (kg/m)

0.351

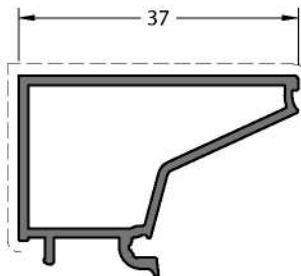


CODE / KOD

08-215-00

THEORETICAL WEIGHT
TEORİK AĞIRLIK (kg/m)

0.369

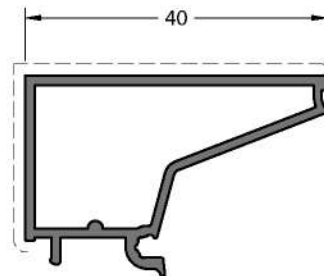


CODE / KOD

08-216-00

THEORETICAL WEIGHT
TEORİK AĞIRLIK (kg/m)

0.393



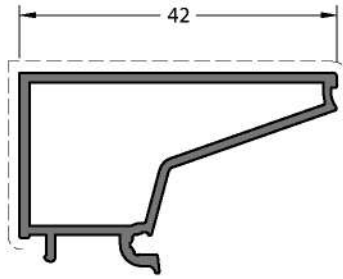
CODE / KOD

08-222-00

THEORETICAL WEIGHT
TEORİK AĞIRLIK (kg/m)

0.417

SAFETY GLAZING BEADS / GÜVENLİKLİ CAM ÇİTALARI

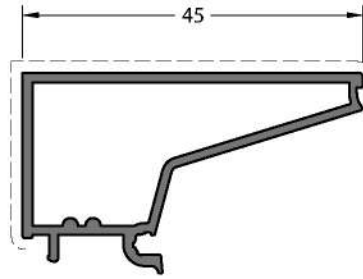


CODE / KOD

08-221-00

THEORETICAL WEIGHT
TEORİK AĞIRLIK (kg/m)

0.426




CODE / KOD

08-223-00

THEORETICAL WEIGHT
TEORİK AĞIRLIK (kg/m)

0.454

STANDARD GLAZING BEADS / STANDART CAM ÇİTALARI

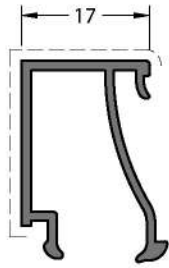


CODE / KOD

08-105-00

THEORETICAL WEIGHT
TEORİK AĞIRLIK (kg/m)

0.259

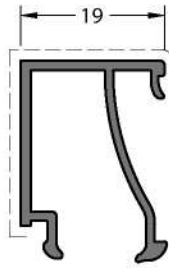


CODE / KOD

08-107-00

THEORETICAL WEIGHT
TEORİK AĞIRLIK (kg/m)

0.262

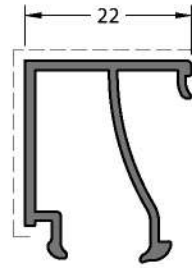


CODE / KOD

08-108-00

THEORETICAL WEIGHT
TEORİK AĞIRLIK (kg/m)

0.269

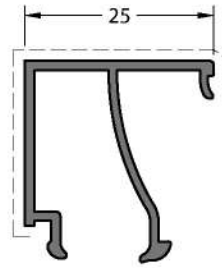


CODE / KOD

08-109-00

THEORETICAL WEIGHT
TEORİK AĞIRLIK (kg/m)

0.280

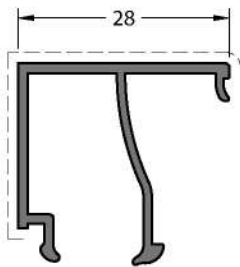


CODE / KOD

08-112-00

THEORETICAL WEIGHT
TEORİK AĞIRLIK (kg/m)

0.291

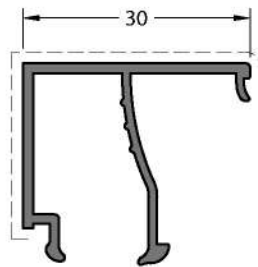


CODE / KOD

08-113-00

THEORETICAL WEIGHT
TEORİK AĞIRLIK (kg/m)

0.300

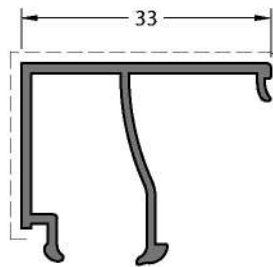


CODE / KOD

08-117-00

THEORETICAL WEIGHT
TEORİK AĞIRLIK (kg/m)

0.309

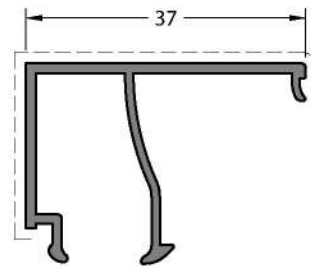


CODE / KOD

08-115-00

THEORETICAL WEIGHT
TEORİK AĞIRLIK (kg/m)

0.317

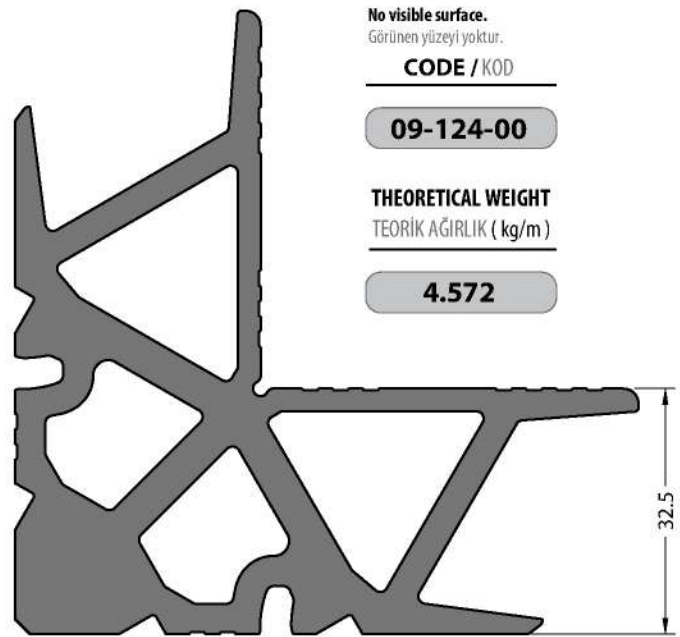
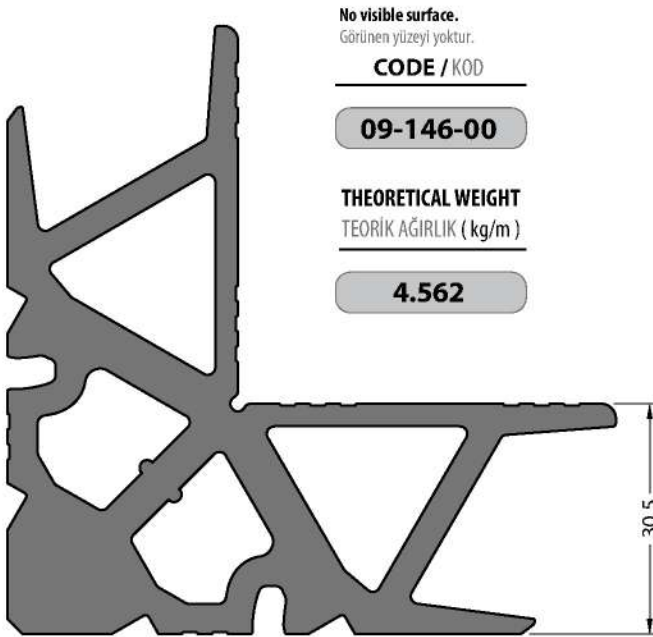
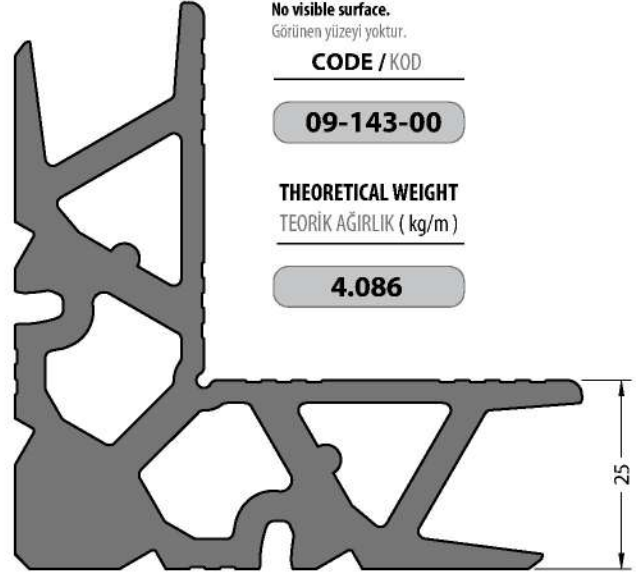
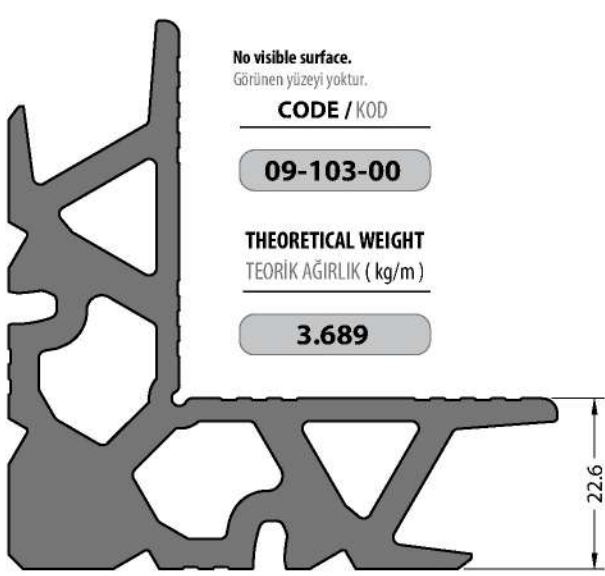


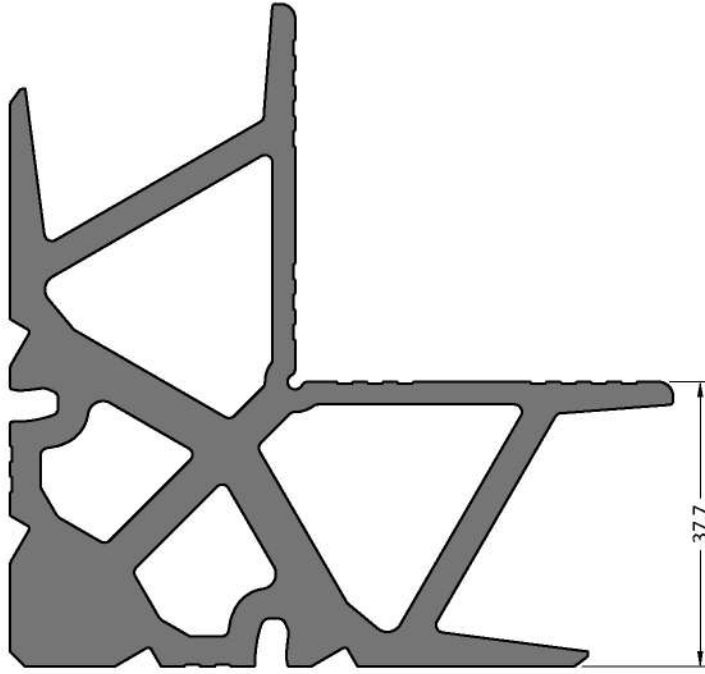
CODE / KOD

08-116-00

THEORETICAL WEIGHT
TEORİK AĞIRLIK (kg/m)

0.330





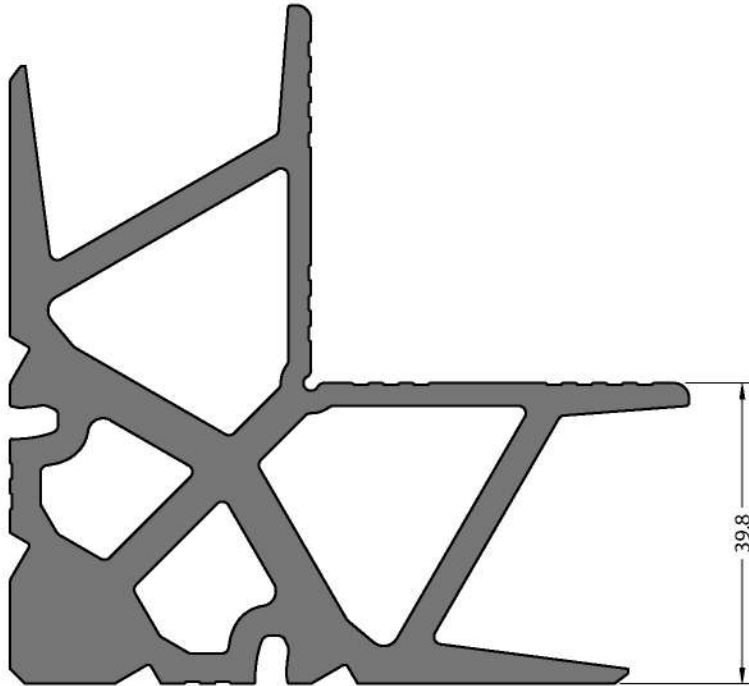
No visible surface.
Görünen yüzeyi yoktur.

CODE / KOD

09-108-00

THEORETICAL WEIGHT
TEORİK AĞIRLIK (kg/m)

5.071



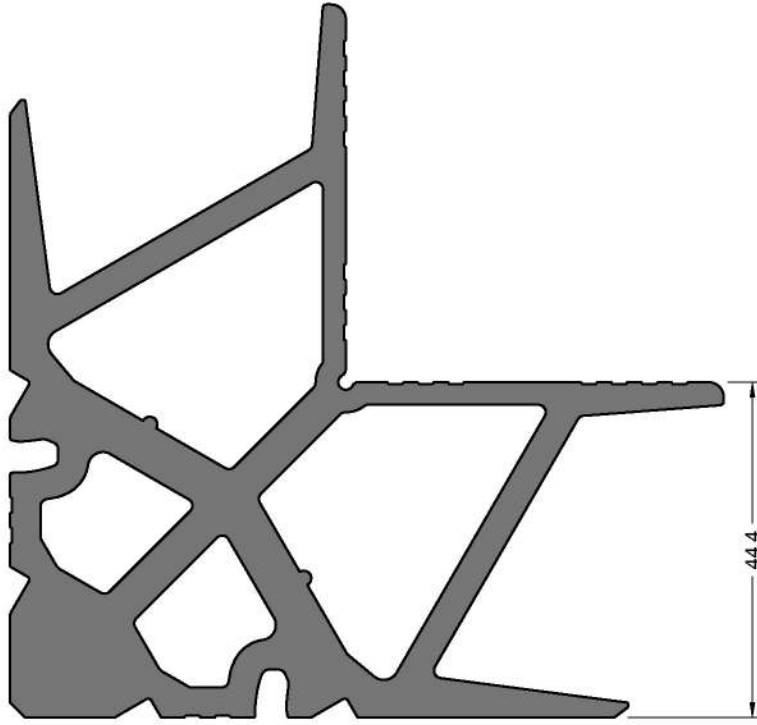
No visible surface.
Görünen yüzeyi yoktur.

CODE / KOD

09-112-00

THEORETICAL WEIGHT
TEORİK AĞIRLIK (kg/m)

5.307



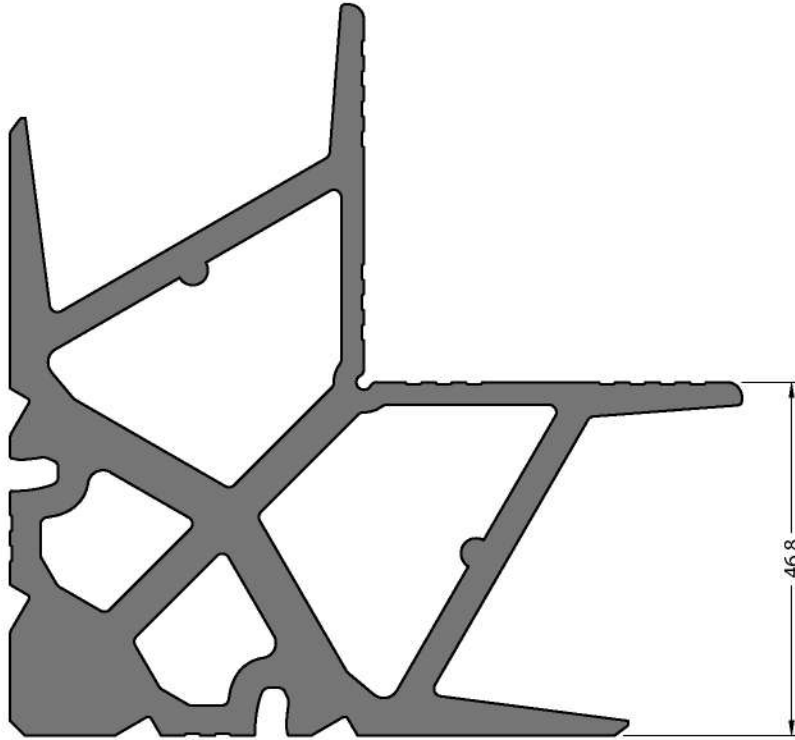
No visible surface.
Görünen yüzeyi yoktur.

CODE / KOD

09-147-00

THEORETICAL WEIGHT
TEORİK AĞIRLIK (kg/m)

5.532



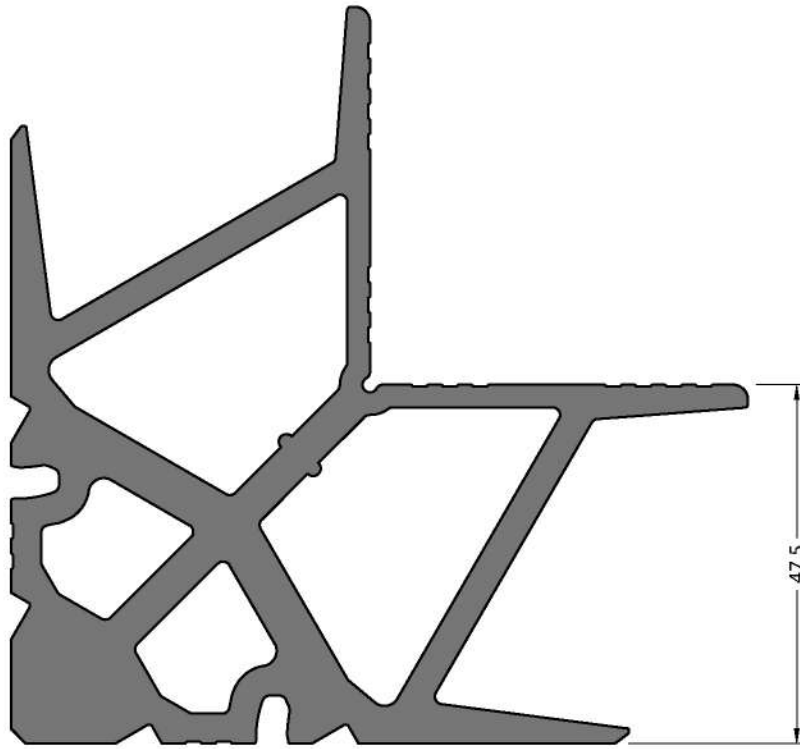
No visible surface.
Görünen yüzeyi yoktur.

CODE / KOD

09-131-00

THEORETICAL WEIGHT
TEORİK AĞIRLIK (kg/m)

5.673



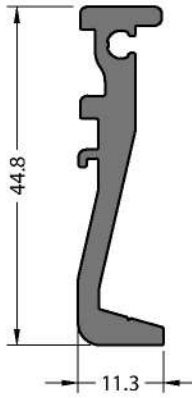
No visible surface.
Görünen yüzeyi yoktur.

CODE / KOD

09-148-00

THEORETICAL WEIGHT
TEORİK AĞIRLIK (kg/m)

5.680



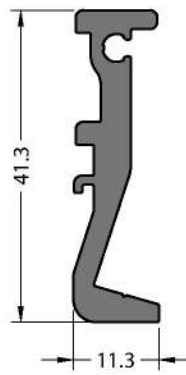
No visible surface.
Görünen yüzeyi yoktur.

CODE / KOD

70T-911-00

THEORETICAL WEIGHT
TEORİK AĞIRLIK (kg/m)

0.581



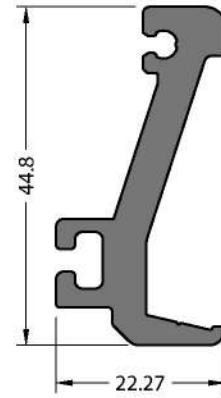
No visible surface.
Görünen yüzeyi yoktur.

CODE / KOD

70T-912-00

THEORETICAL WEIGHT
TEORİK AĞIRLIK (kg/m)

0.566



No visible surface.
Görünen yüzeyi yoktur.

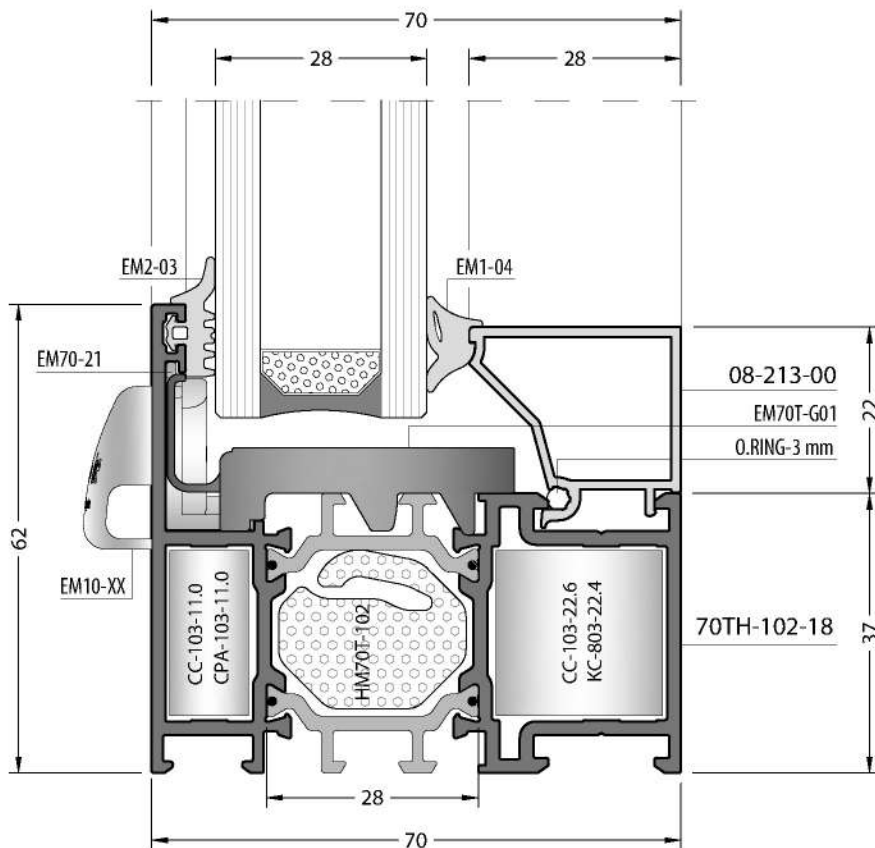
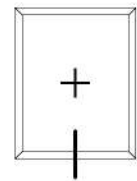
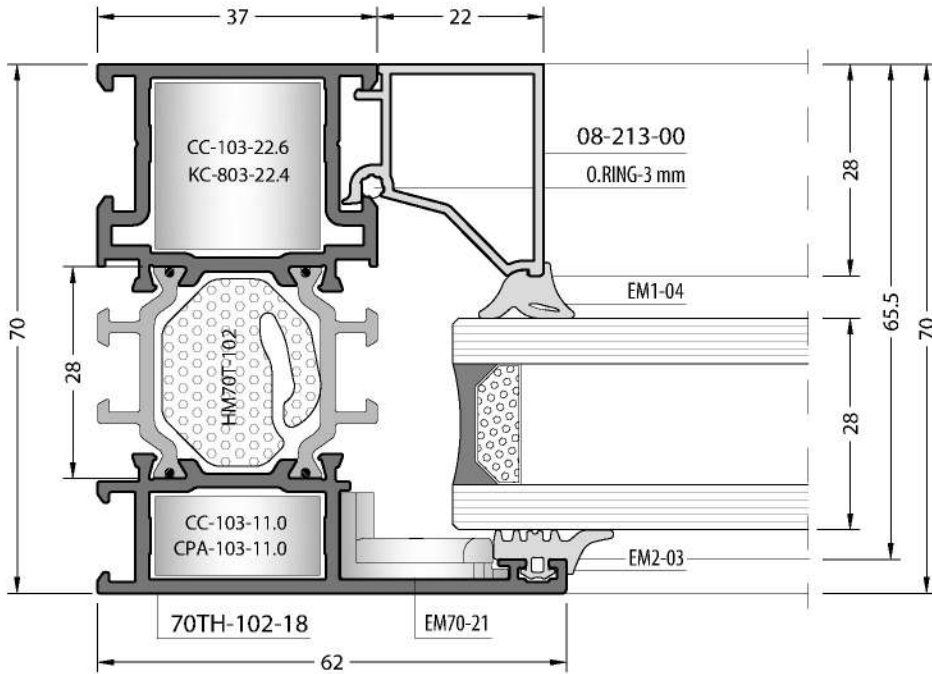
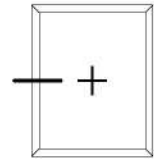
CODE / KOD

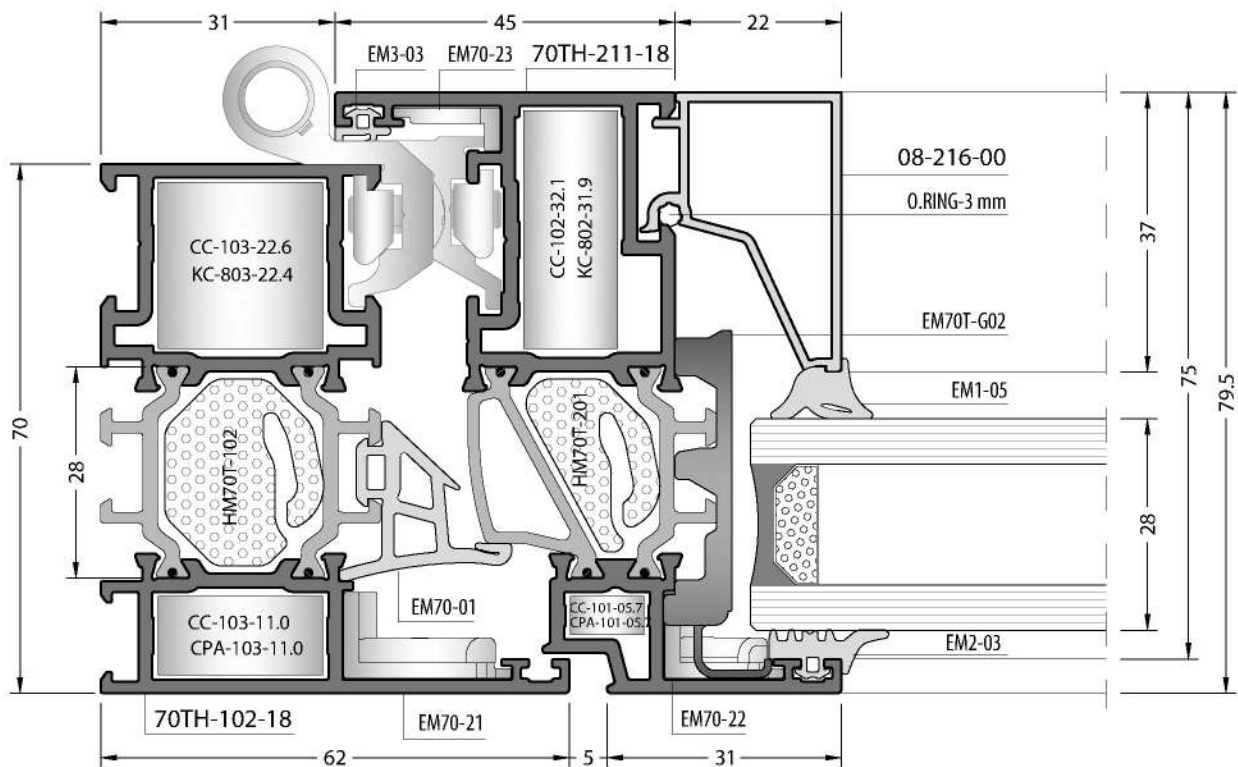
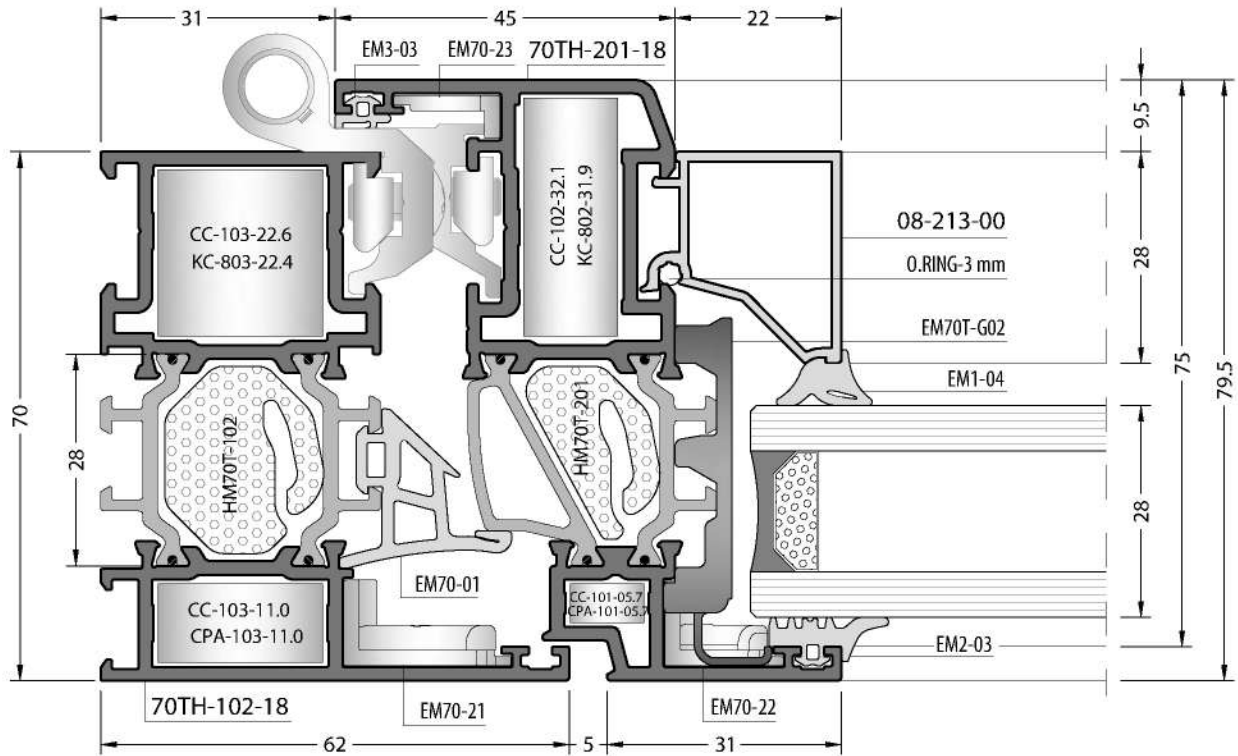
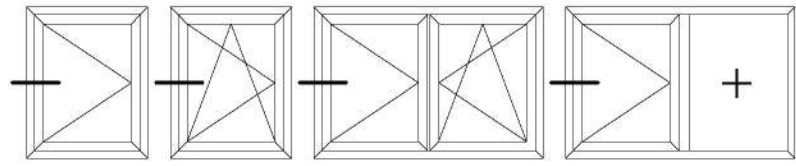
70T-913-00

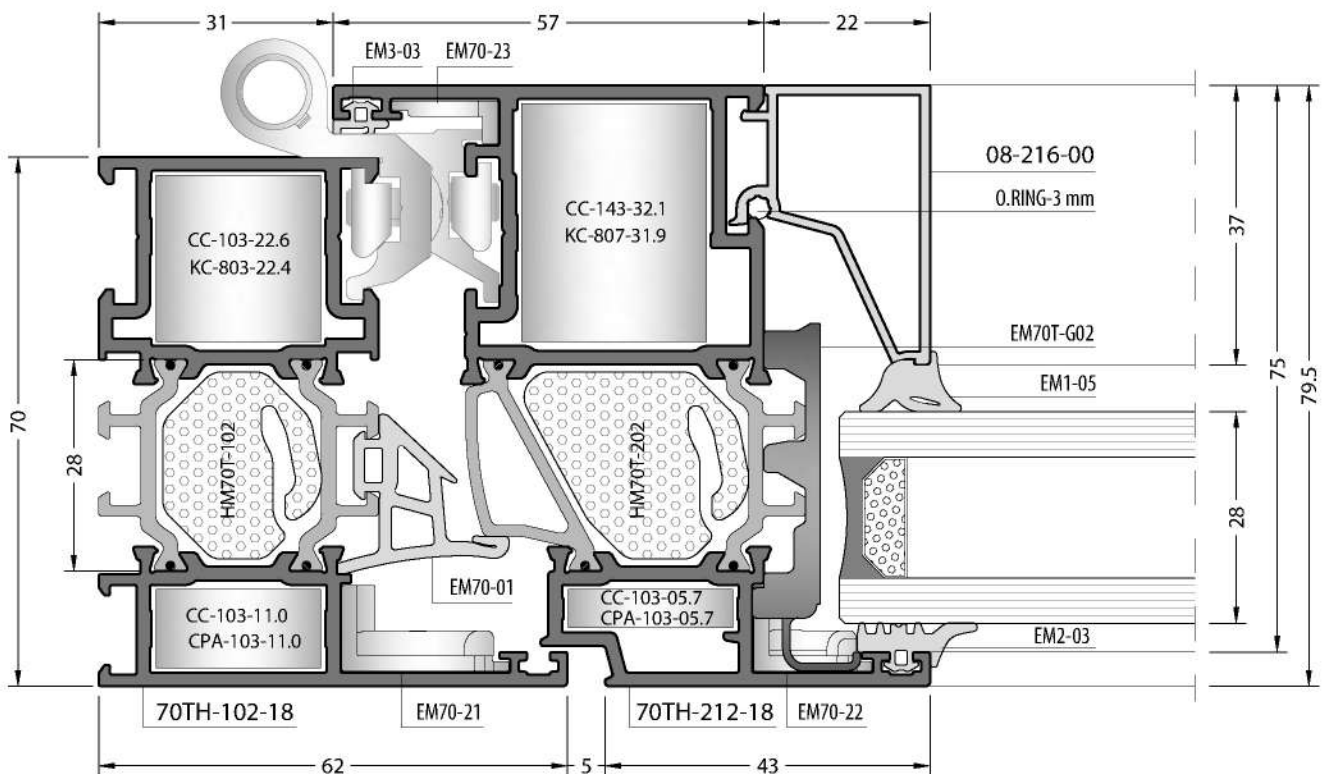
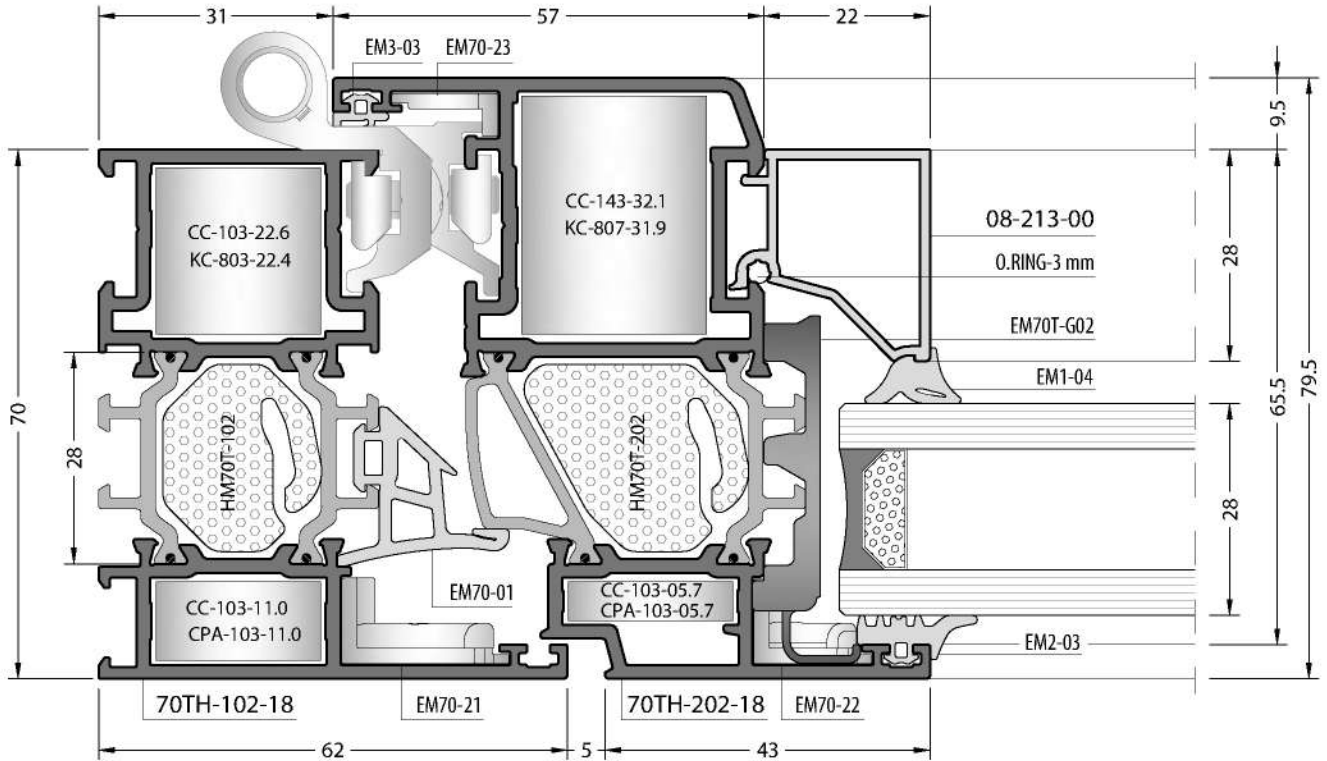
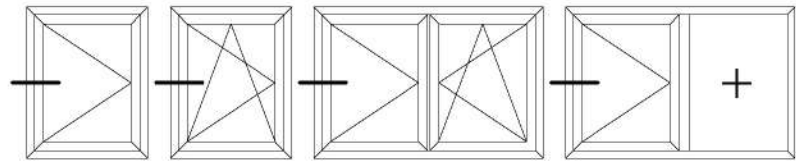
THEORETICAL WEIGHT
TEORİK AĞIRLIK (kg/m)

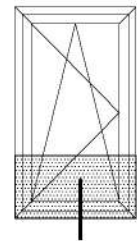
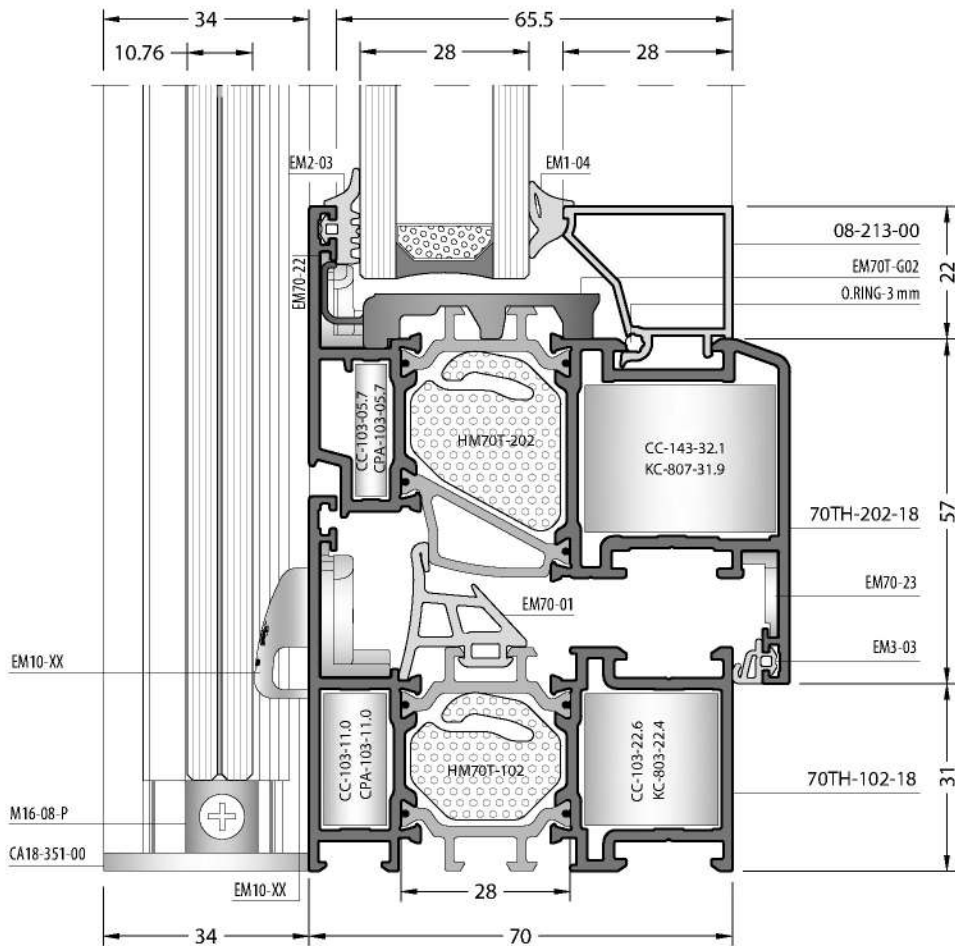
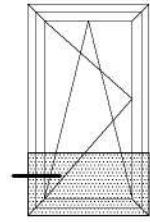
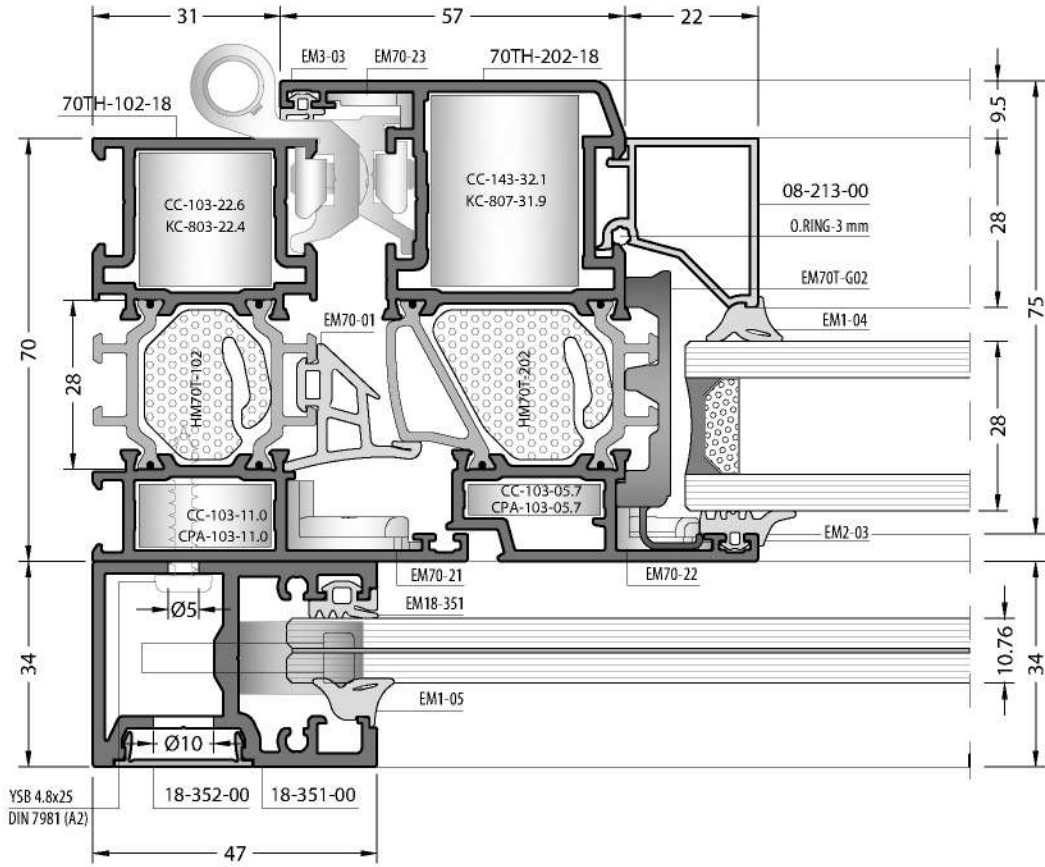
0.895

DETAILS
DETAYLAR

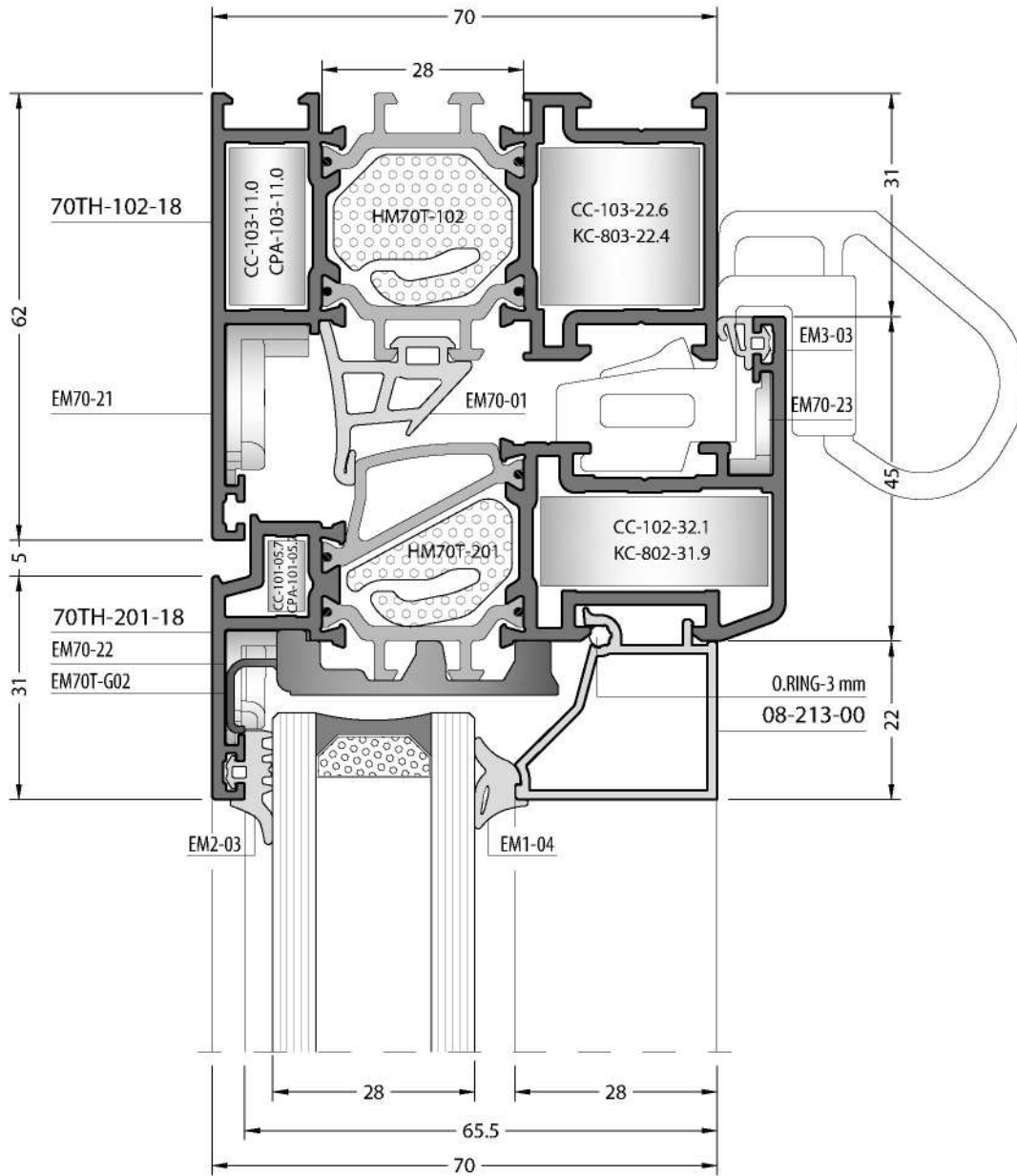
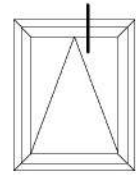


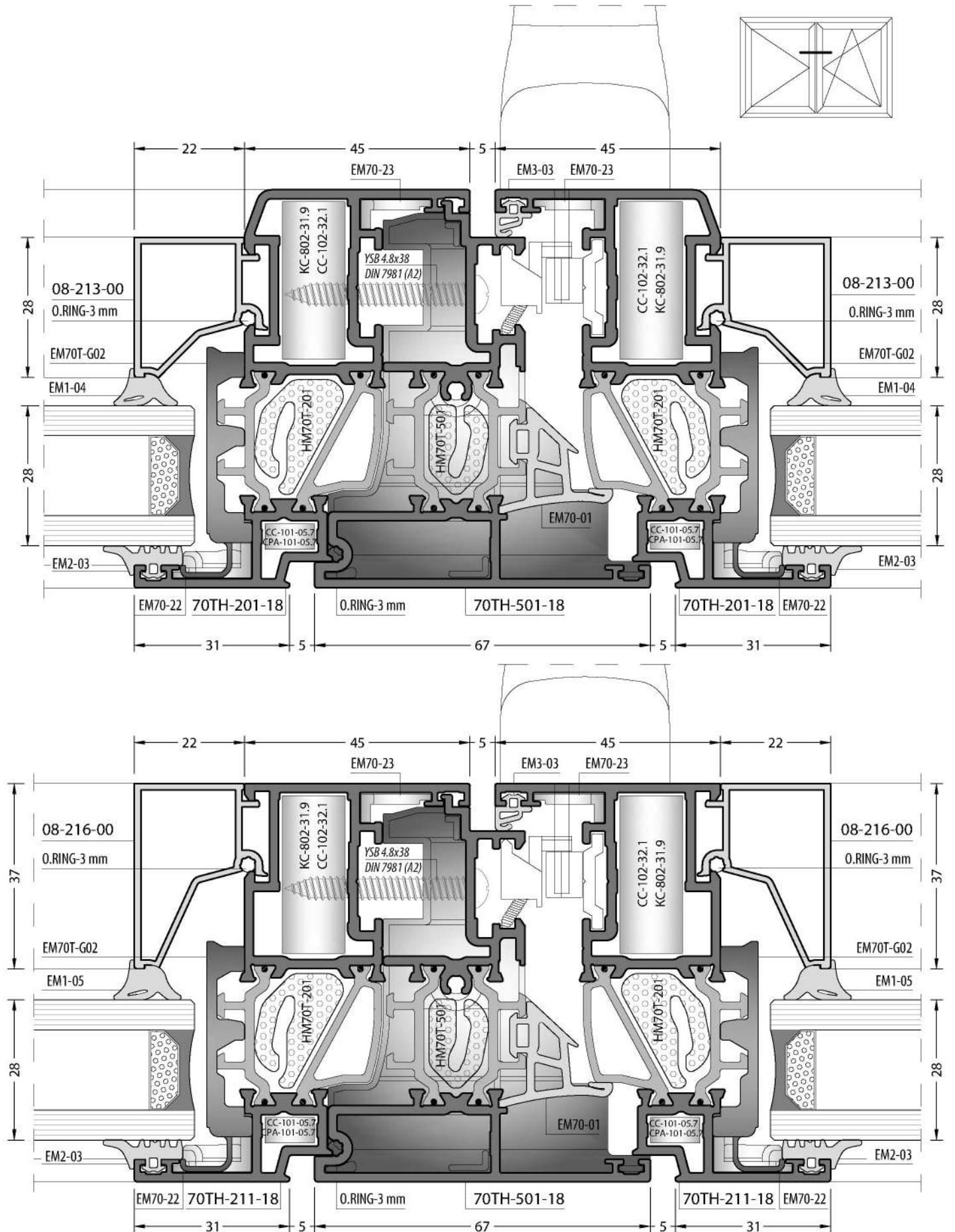


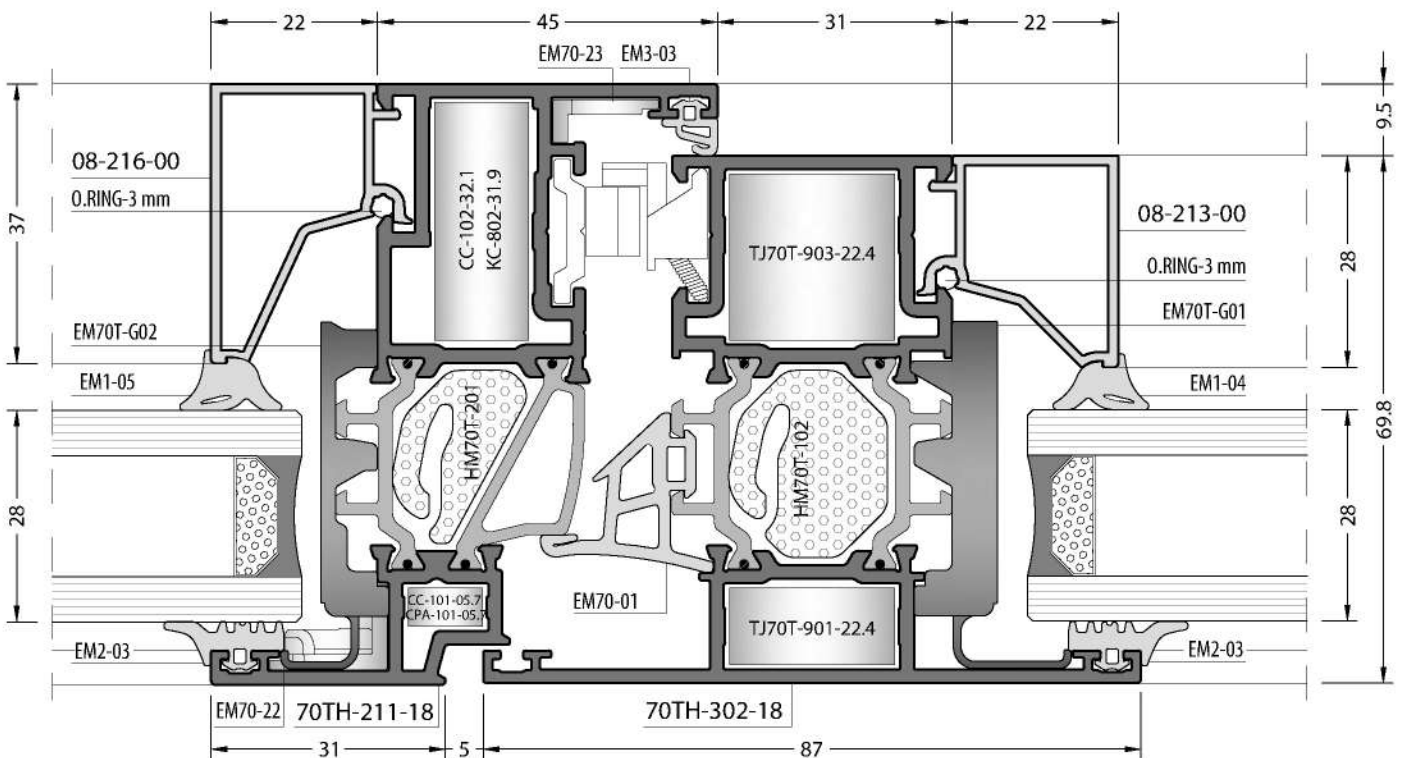
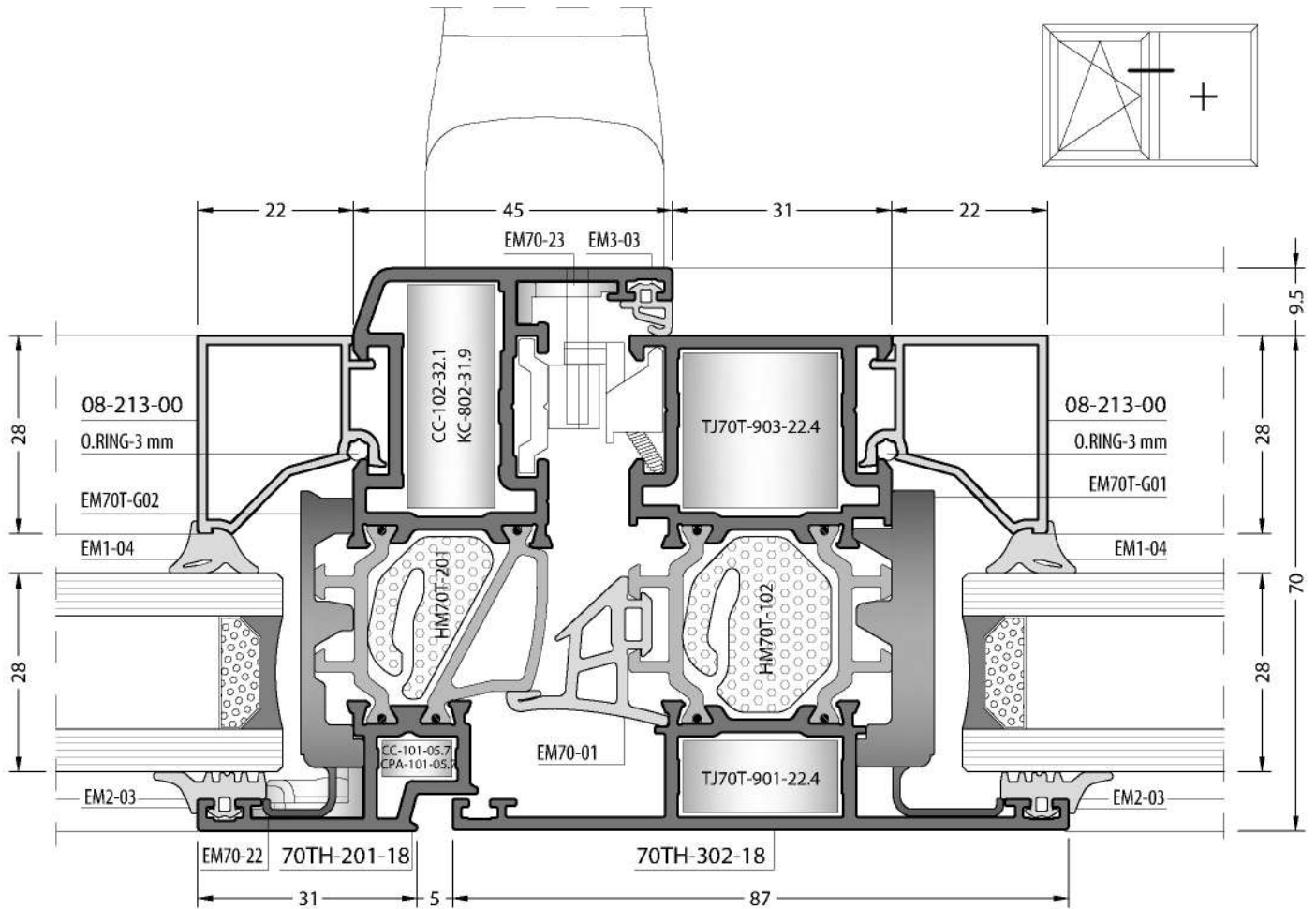


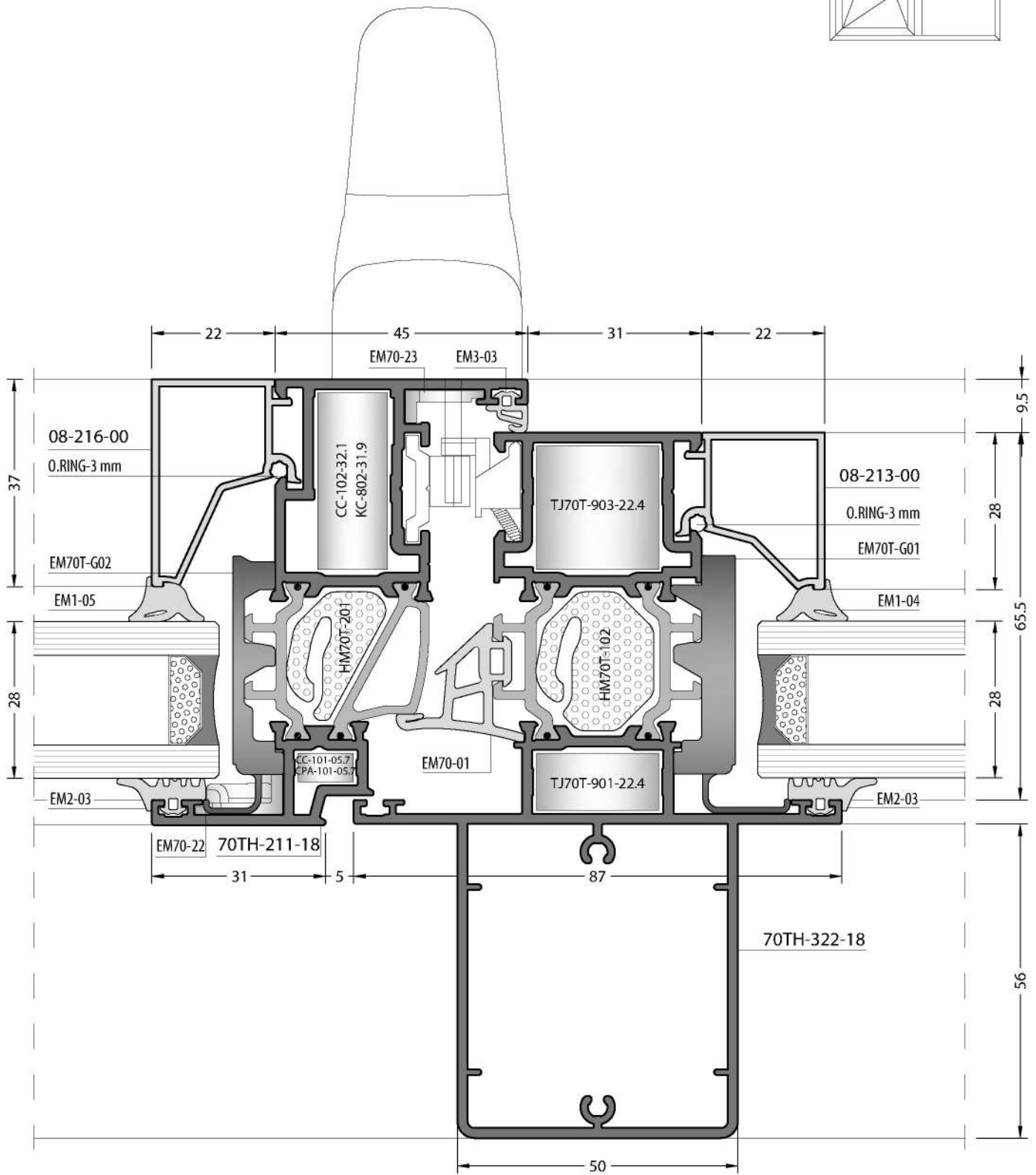
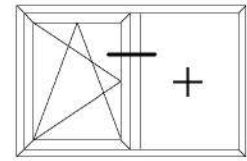


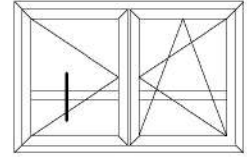
Not scaled / Ölçeksizdir



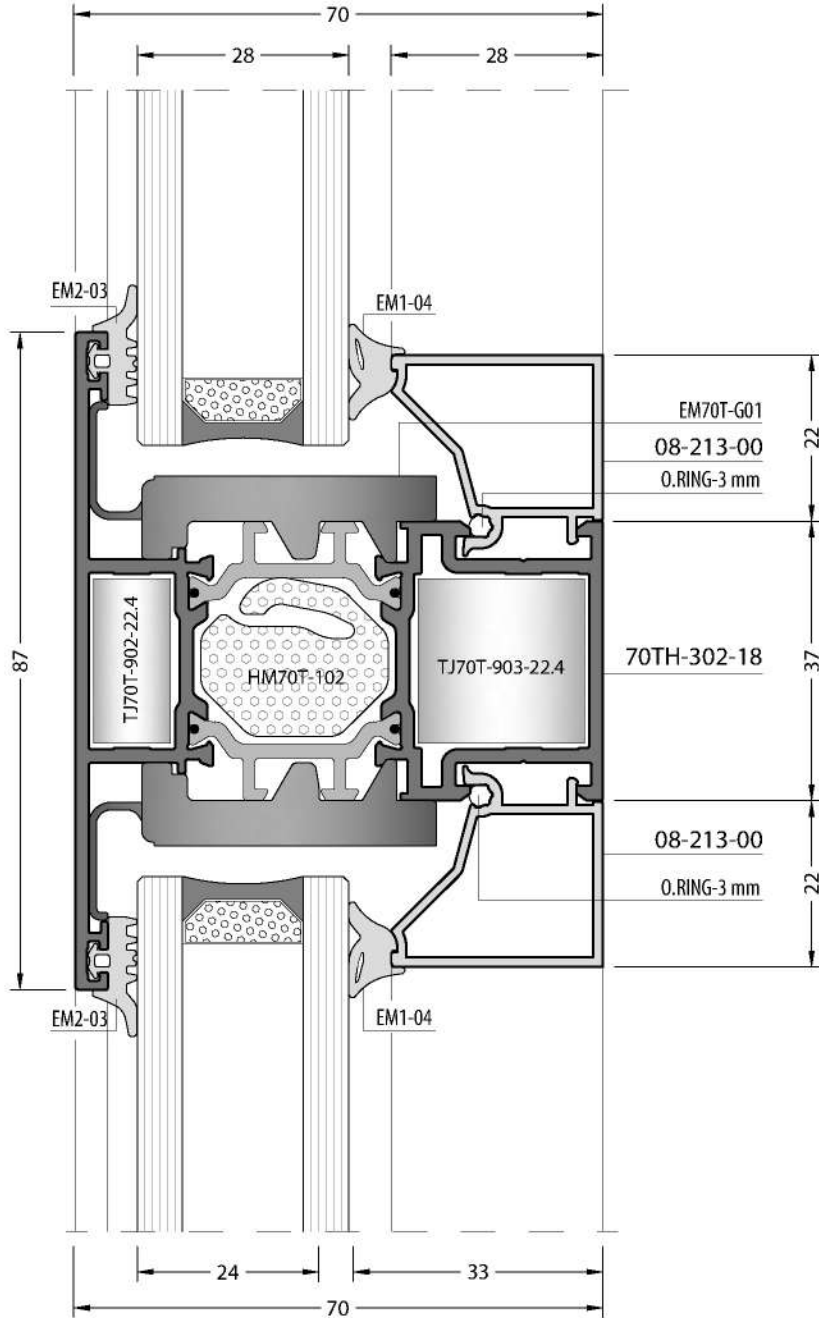


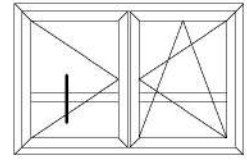




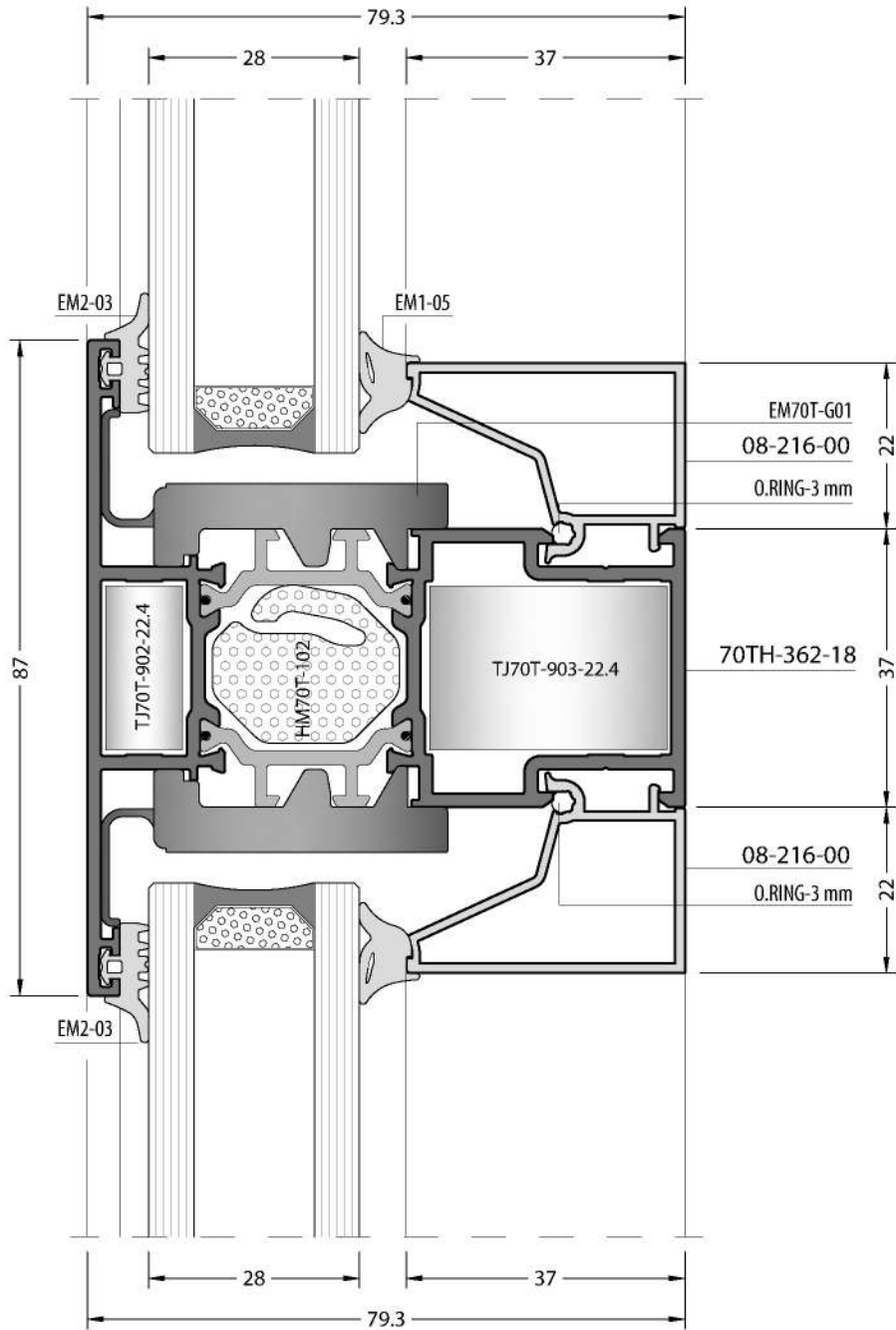


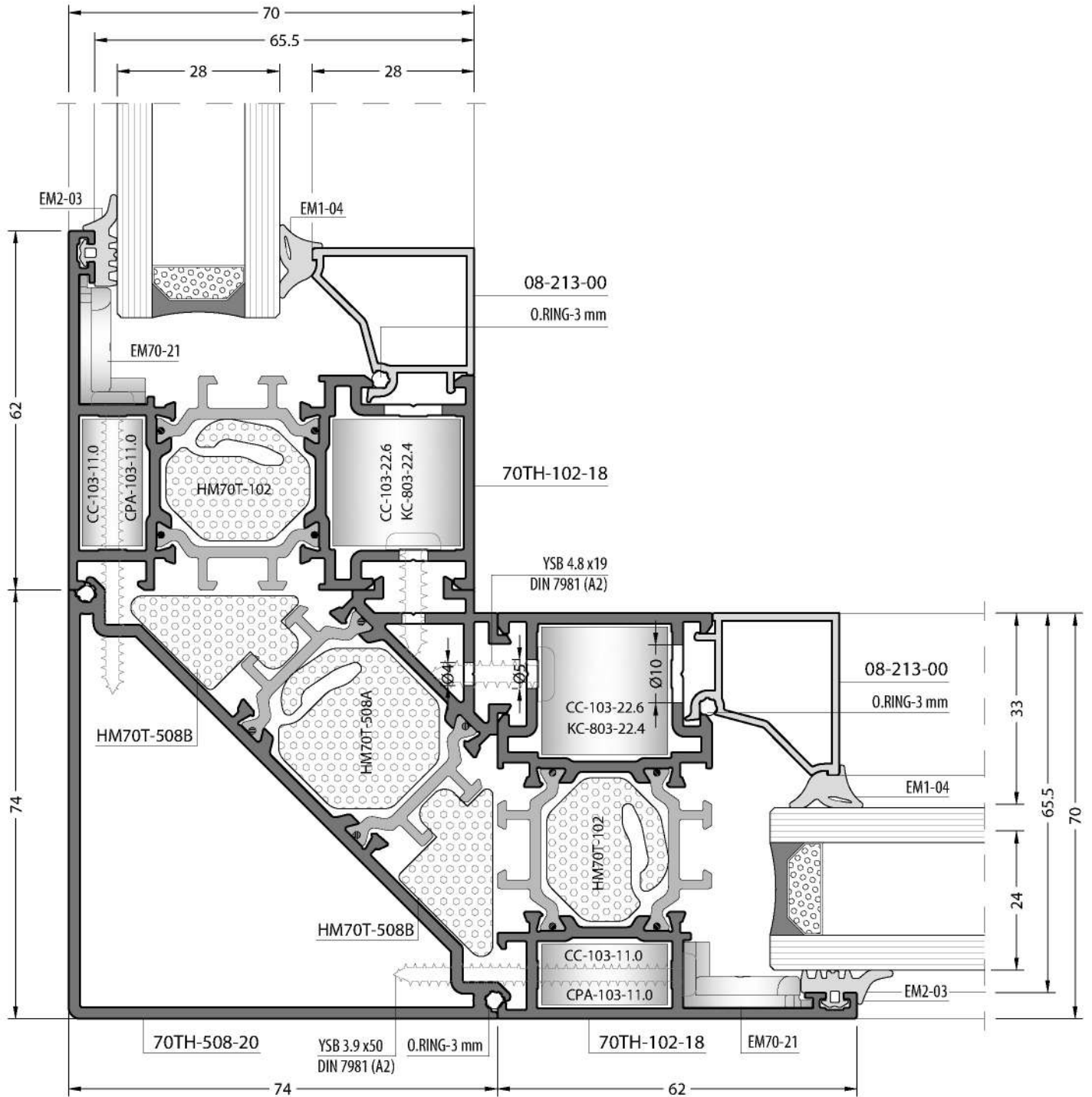
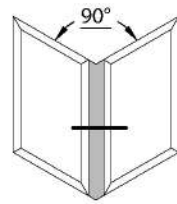
70T/TH-201-18, 70T/TH-202-18 Profilleri ile çalışmaktadır.

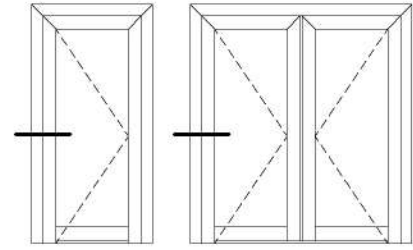




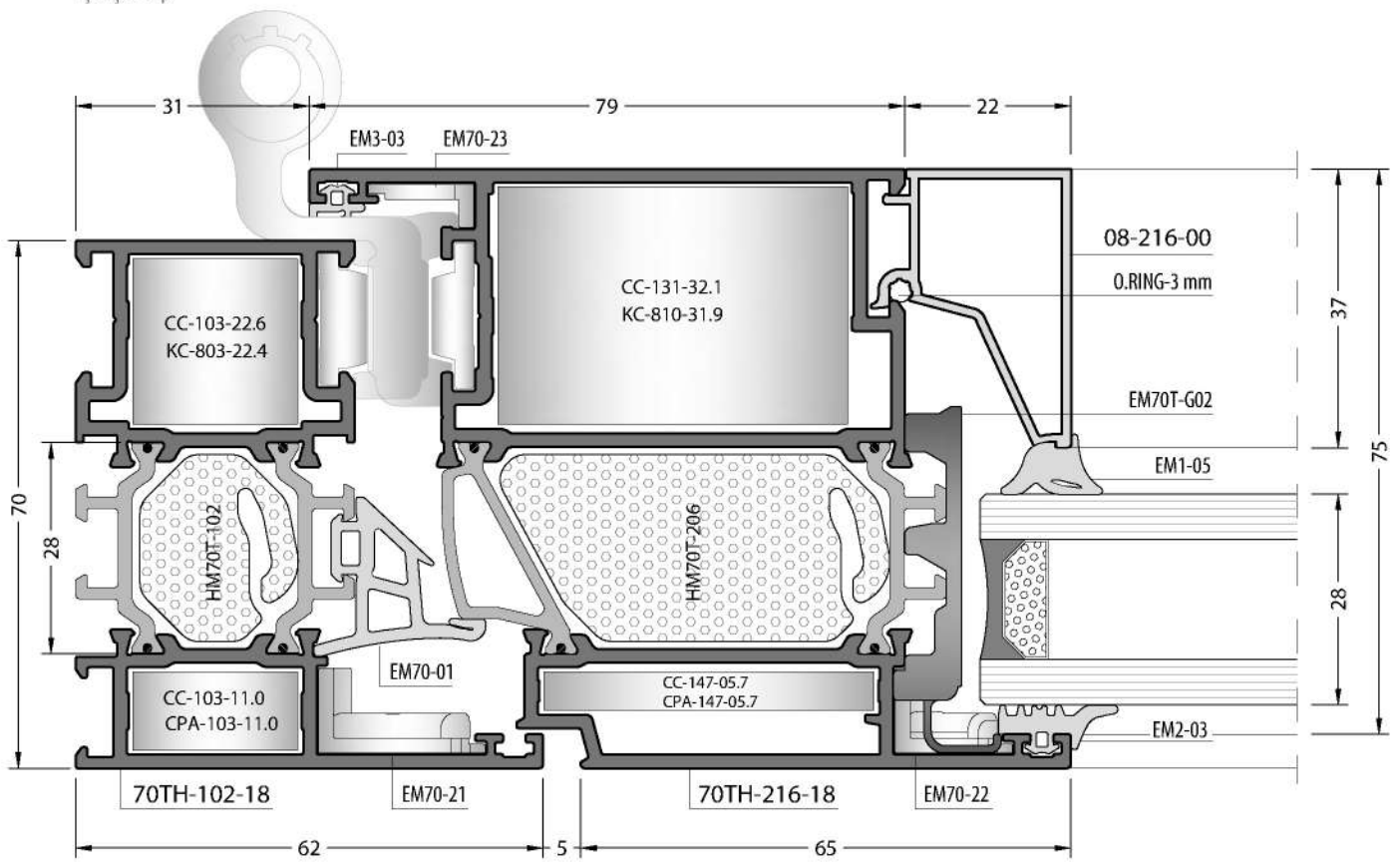
This is mullion profile for sash profiles. It is just working with sash profiles pointed at the below.
 Bu profil kanat içi orta kayıttır. Sadece aşağıda belirtilen kanat profilleri ile çalışmaktadır.
 70T/TH-211-18 , 70T/TH-212-18 , 70T/TH-216-18 , 70T/TH-217-18

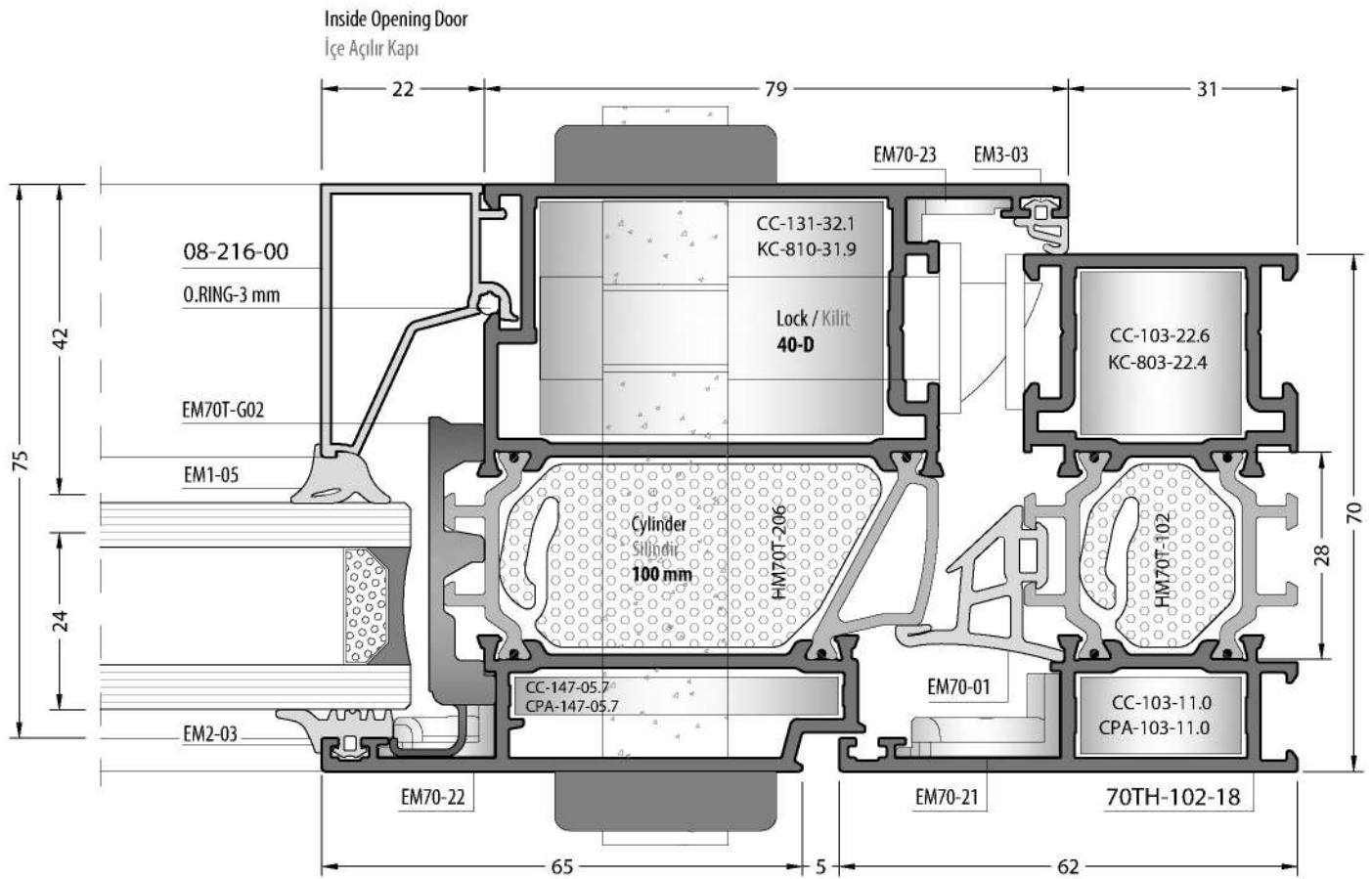
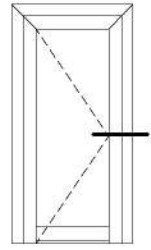


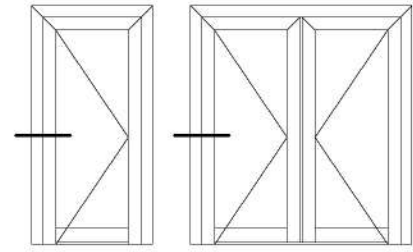




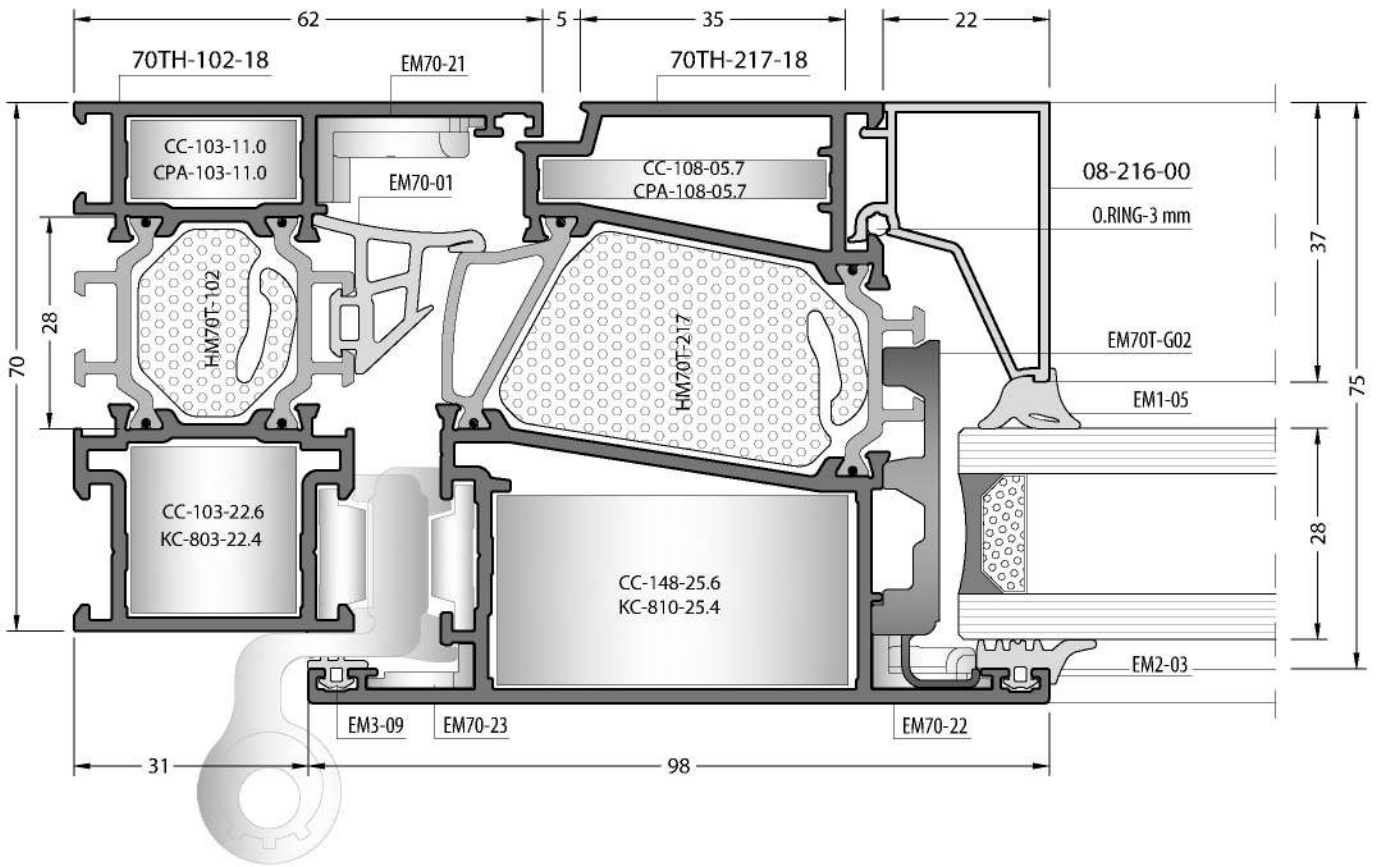
Inside Opening Door
İçe Açılır Kapı

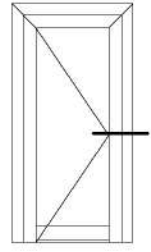




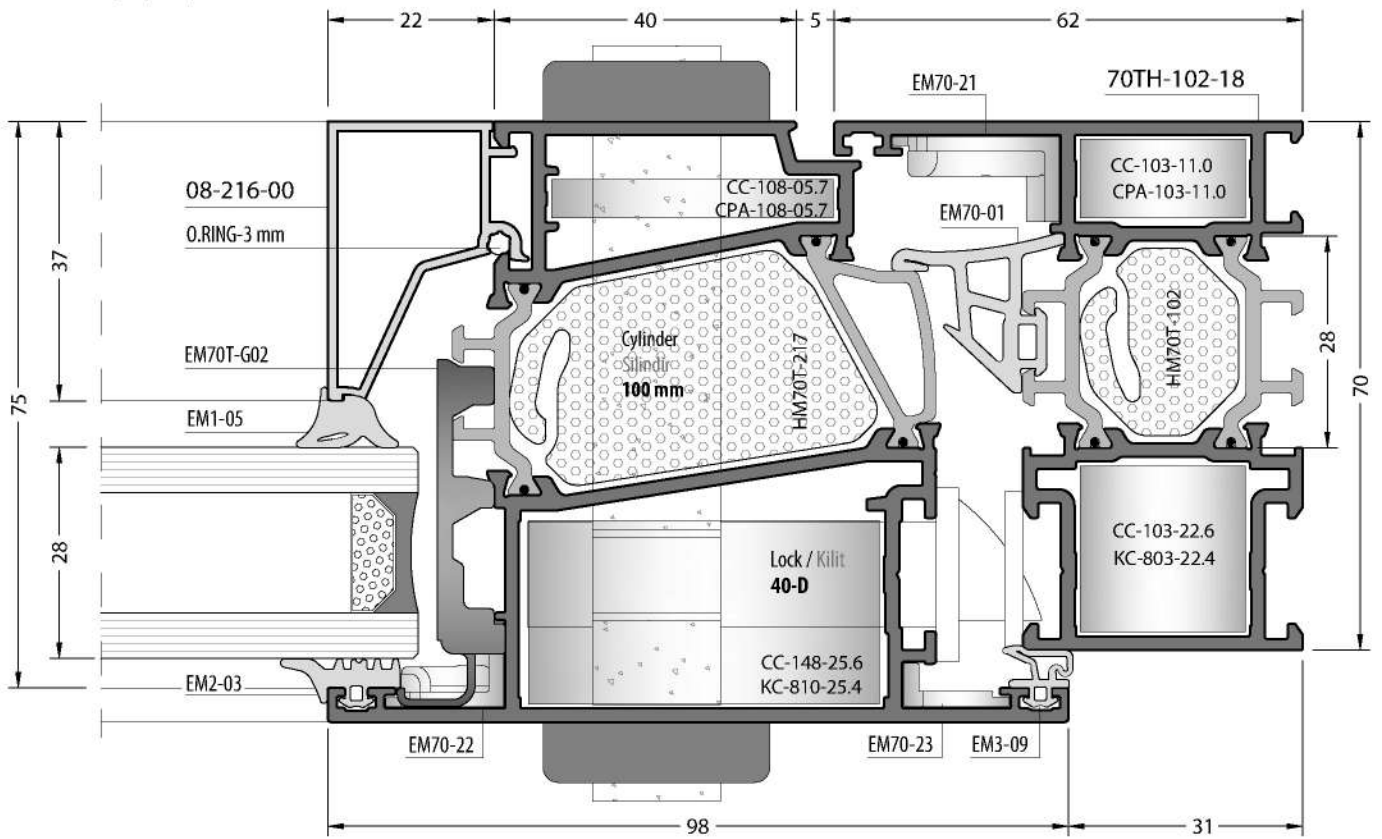


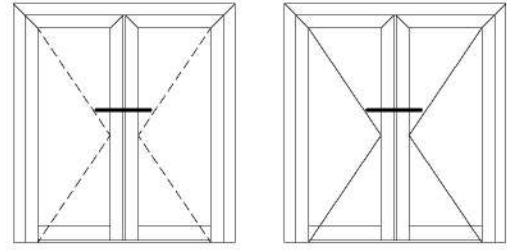
Outside Opening Door
Dışa Açılır Kapı



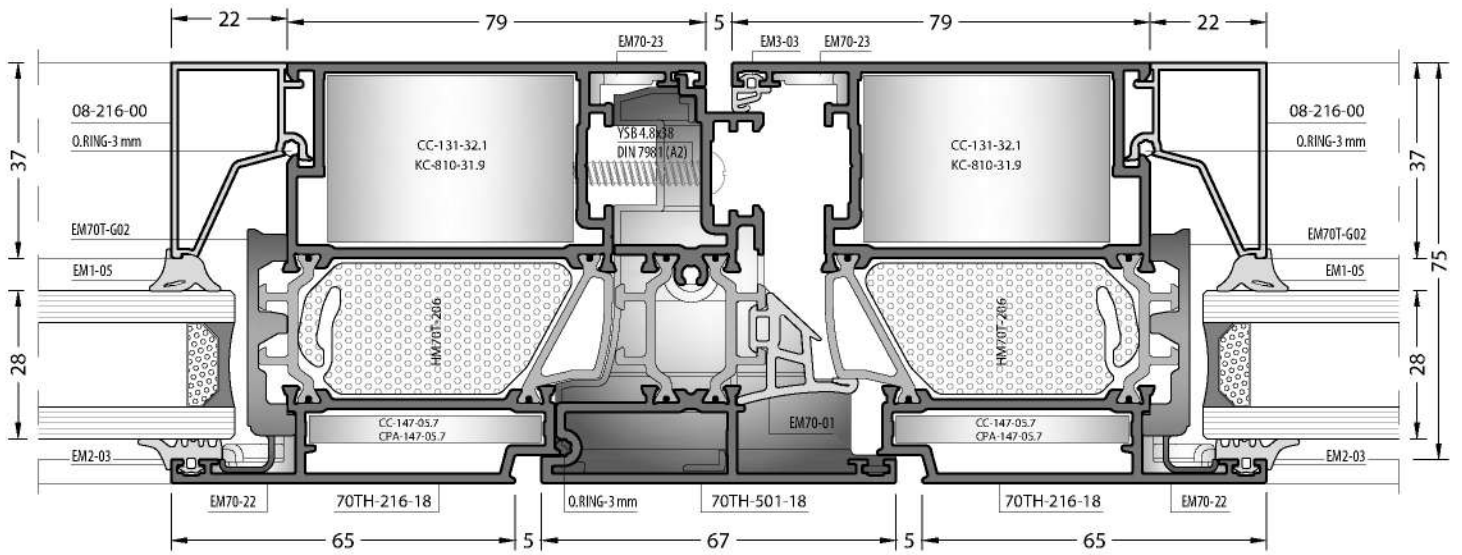


Outside Opening Door
Dışa Açılır Kapı

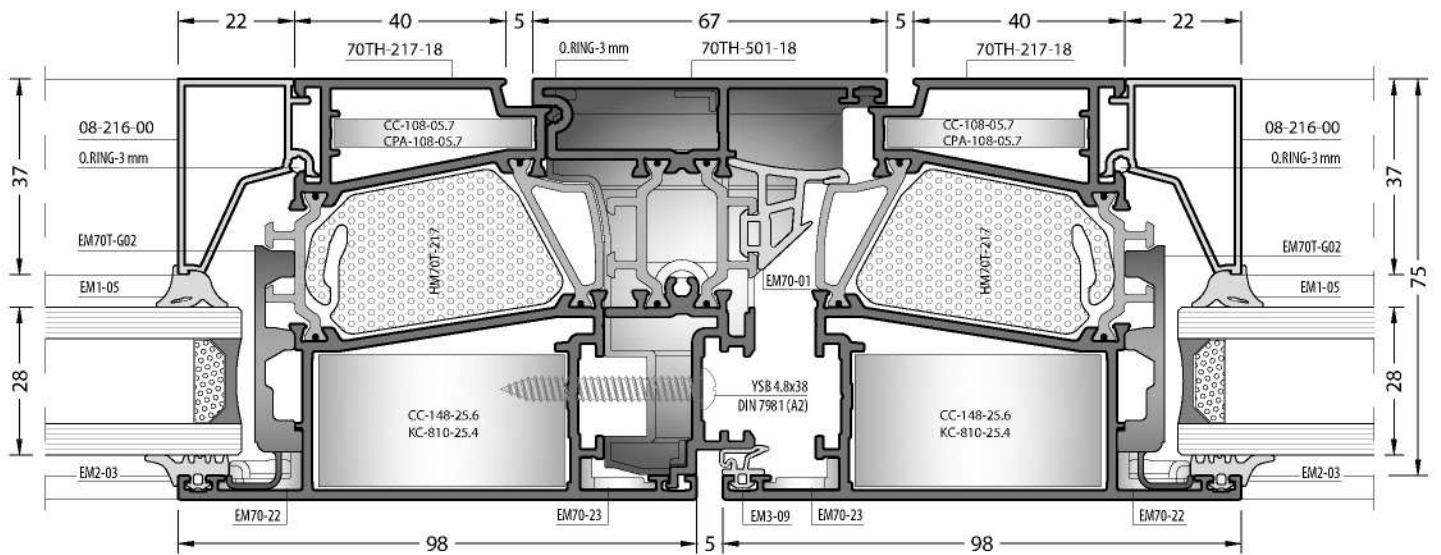




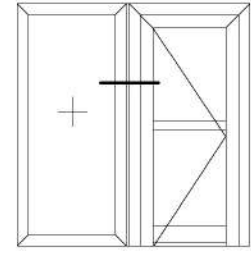
Inside Opening Door
İçe Açılır Kapı



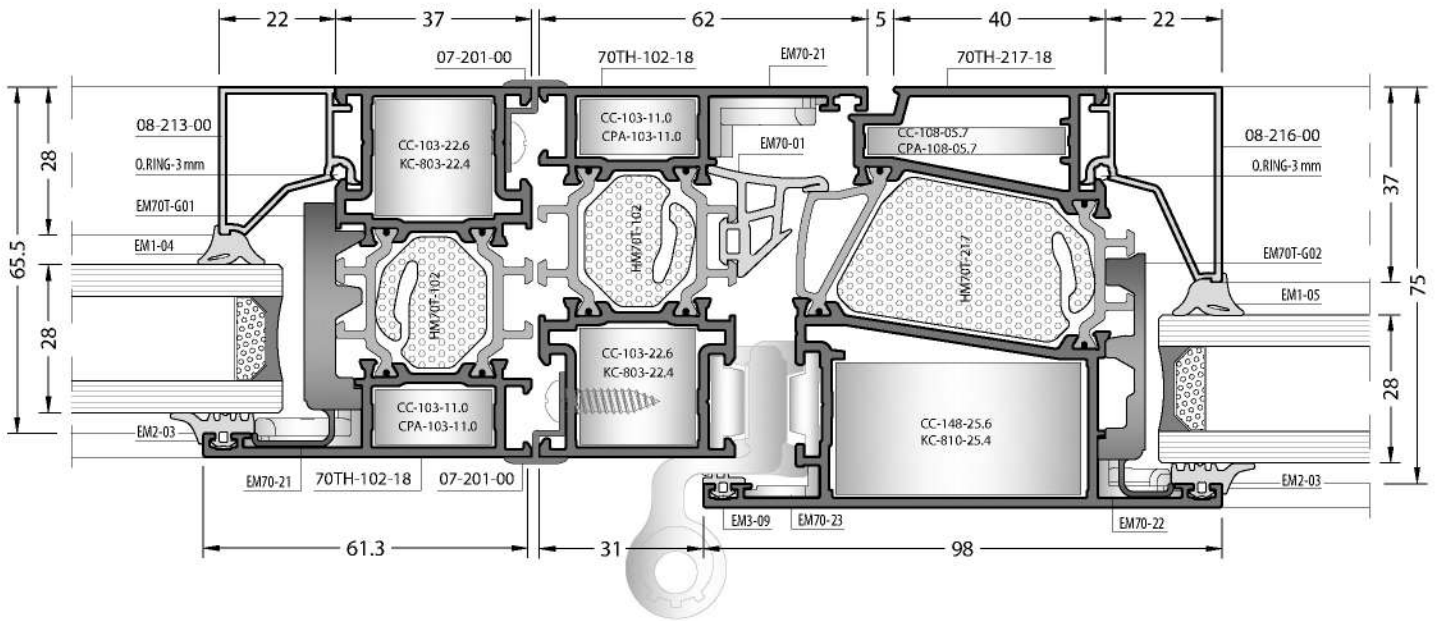
Outside Opening Door
Dışa Açılır Kapı

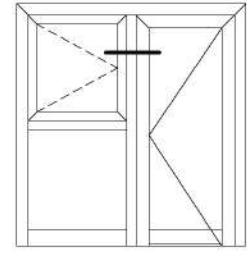


Not scaled / Ölçeksizdir

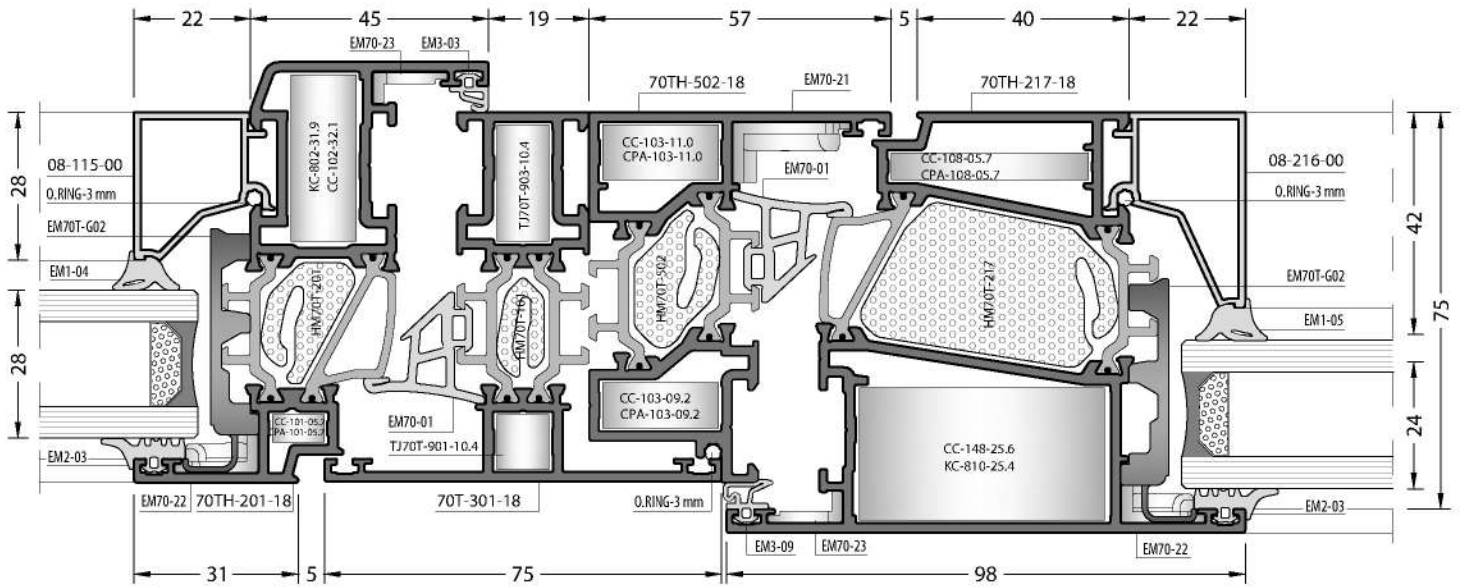


Outside Opening Door
Dışa Açılır Kapı

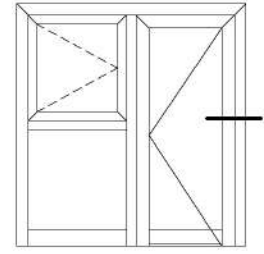




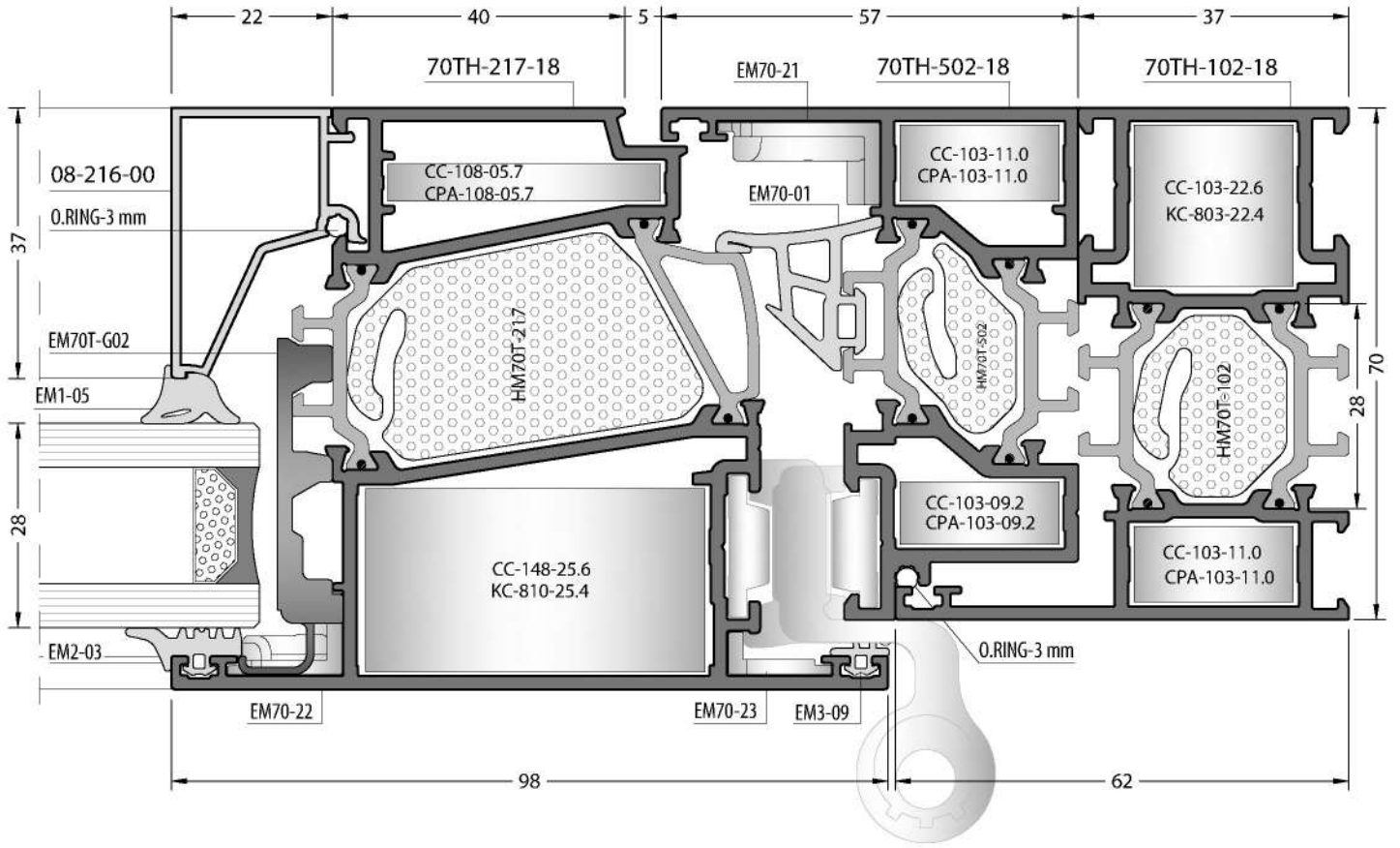
Inside Window and Outside Opening Door
İçe Açılır Pencere ve Dışa Açılır Kapı

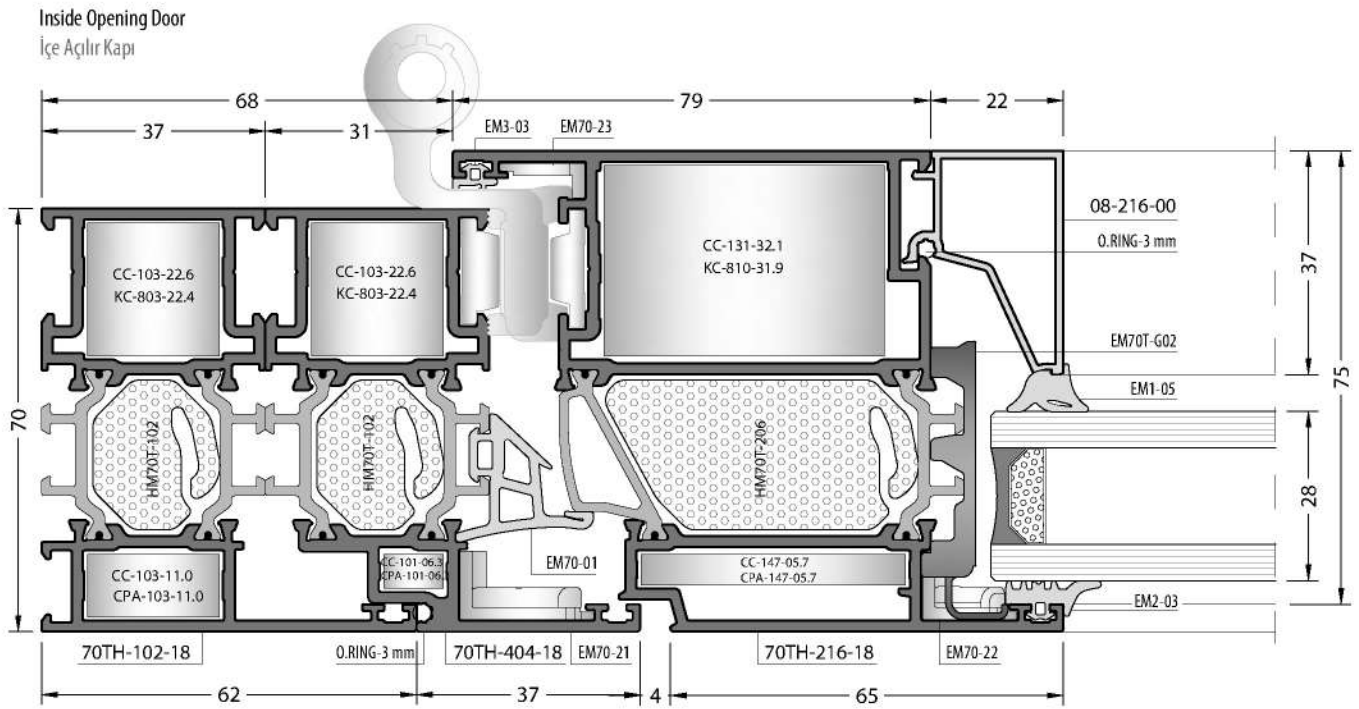
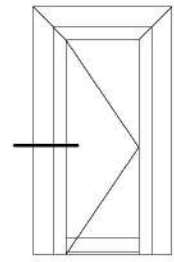


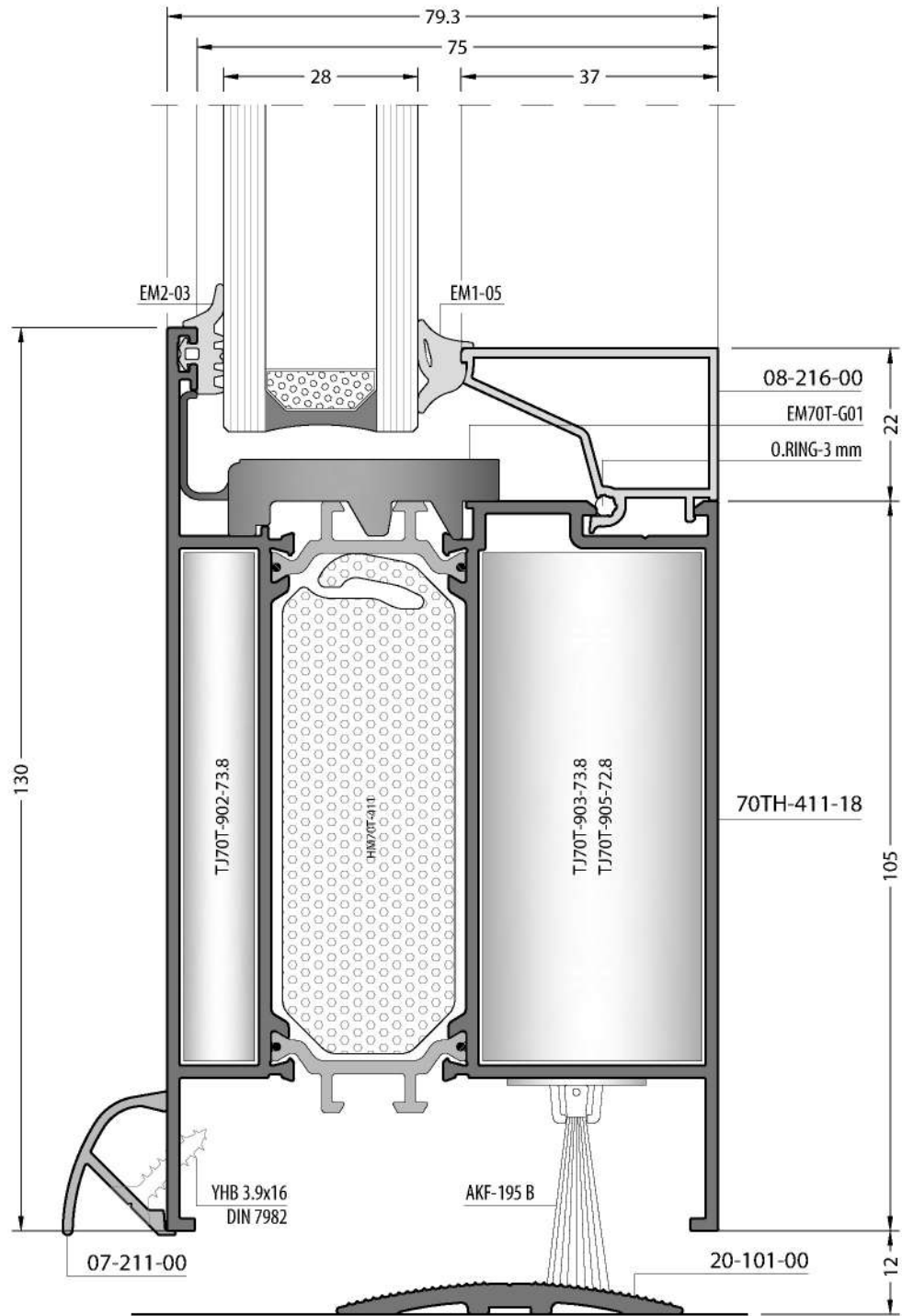
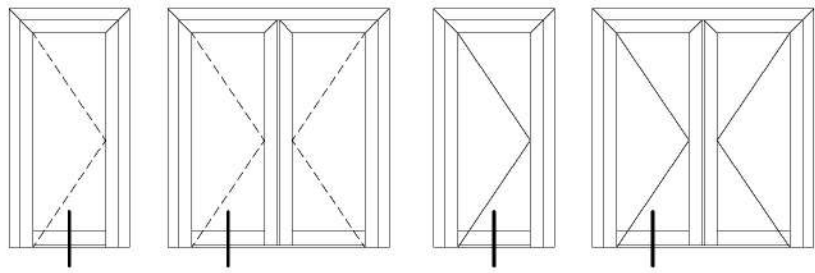
Not scaled / Ölçeksizdir

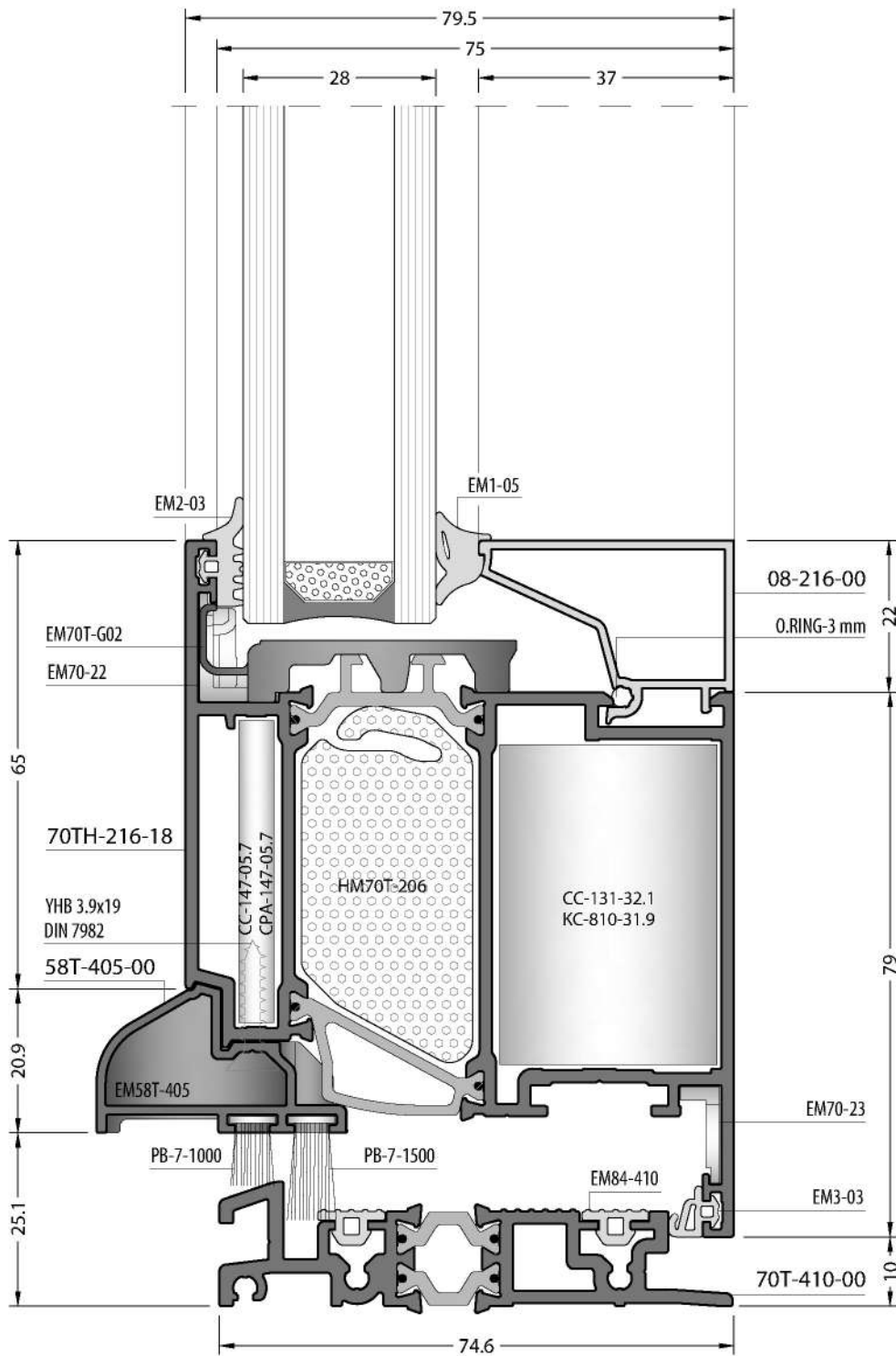
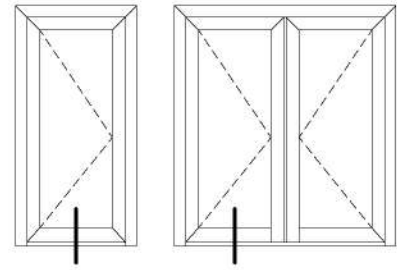


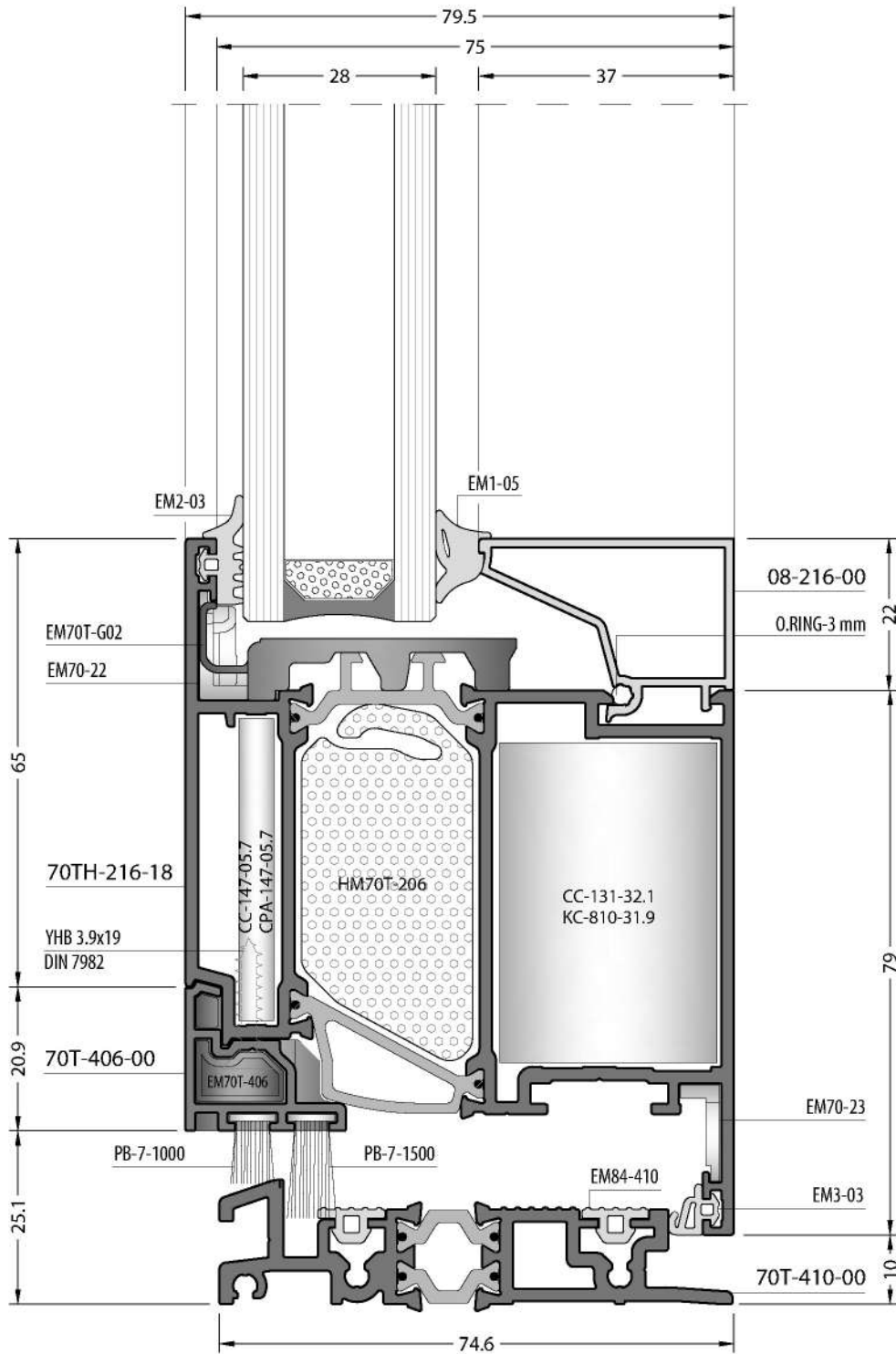
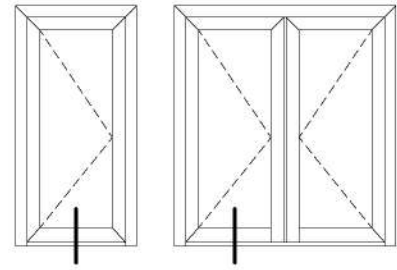
Inside Window and Outside Opening Door
İçe Açılır Pencere ve Dışa Açılır Kapı

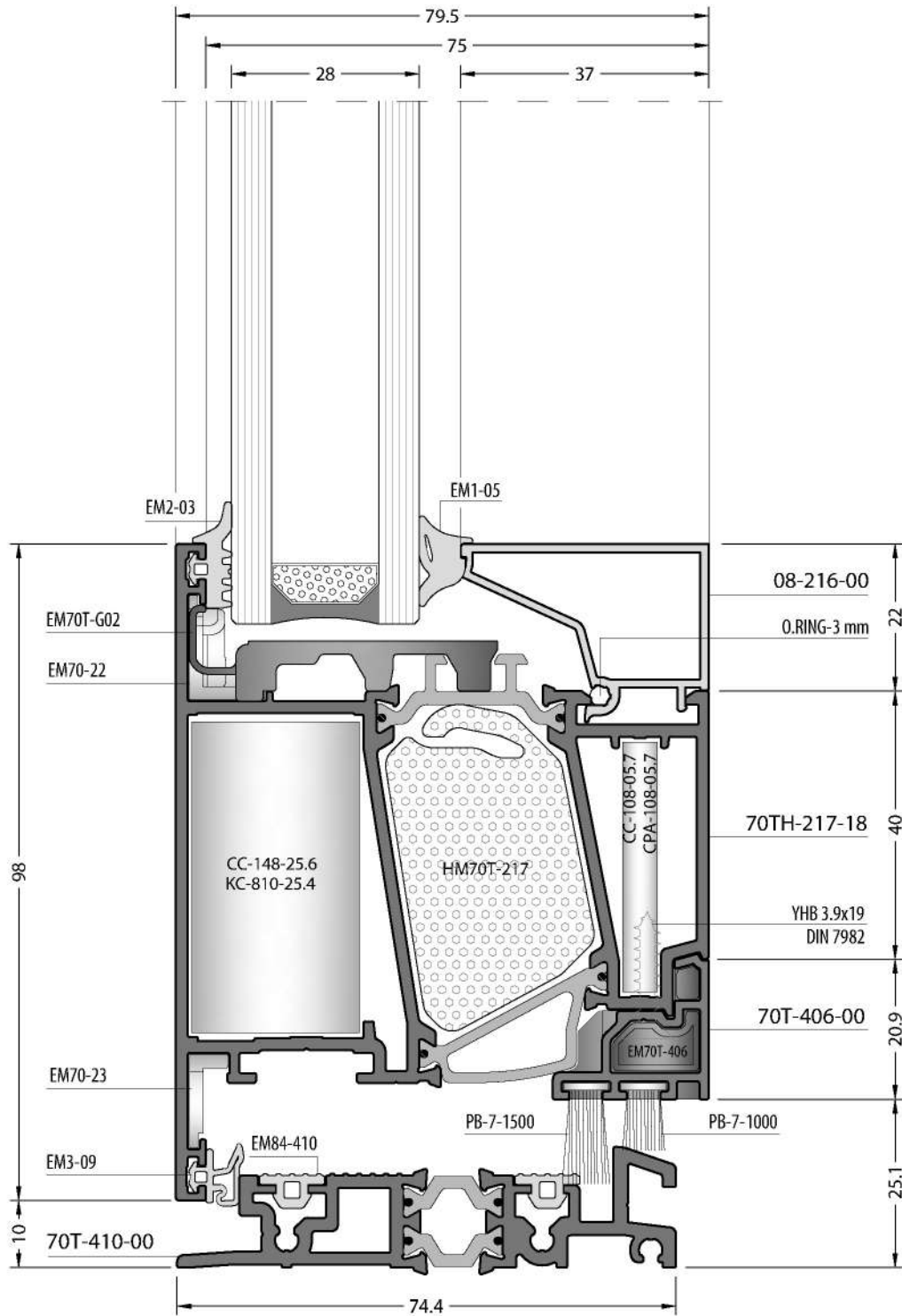
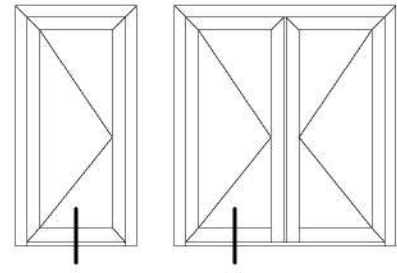


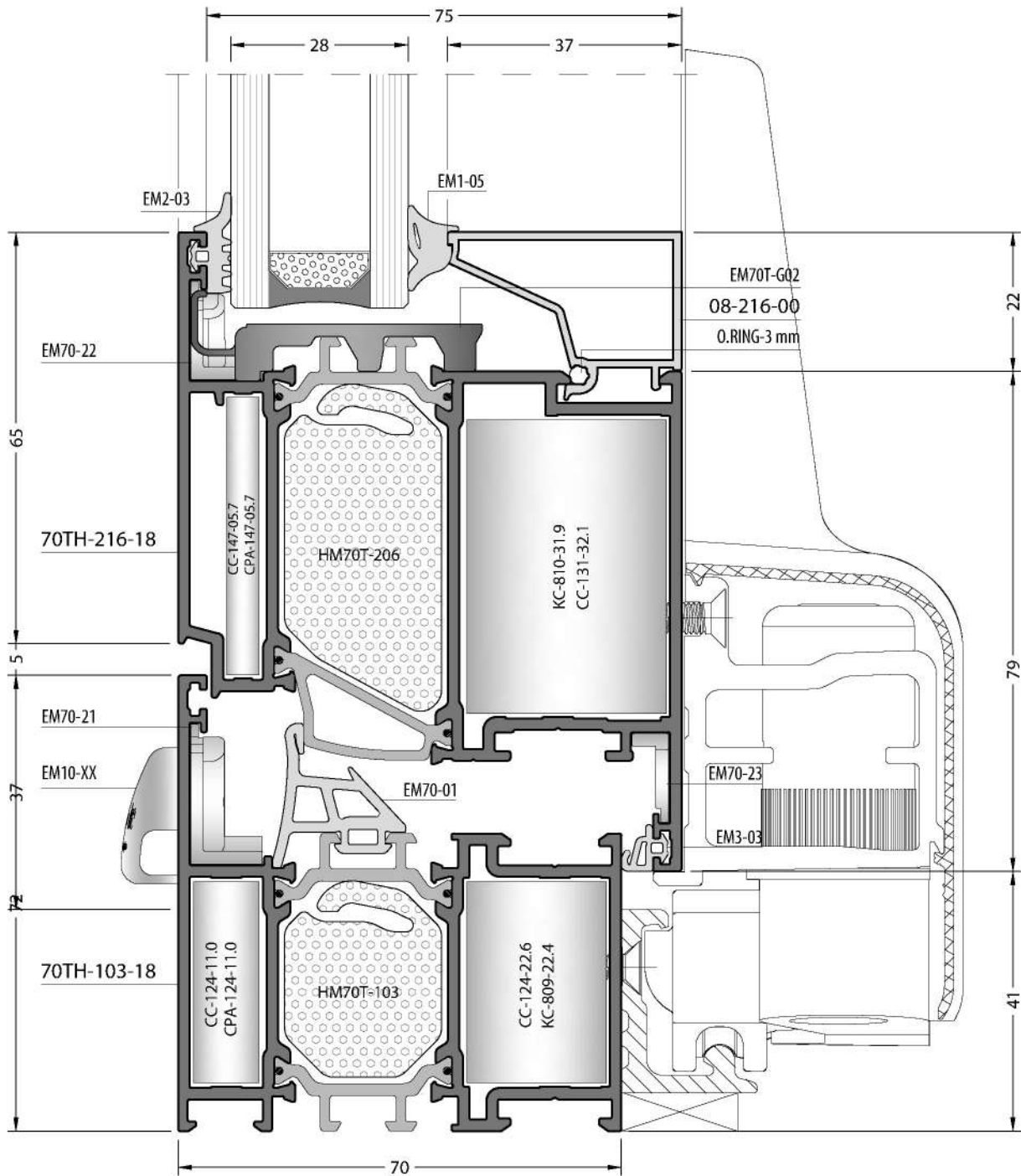
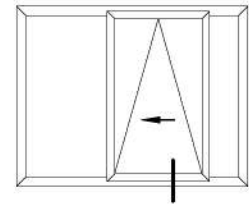


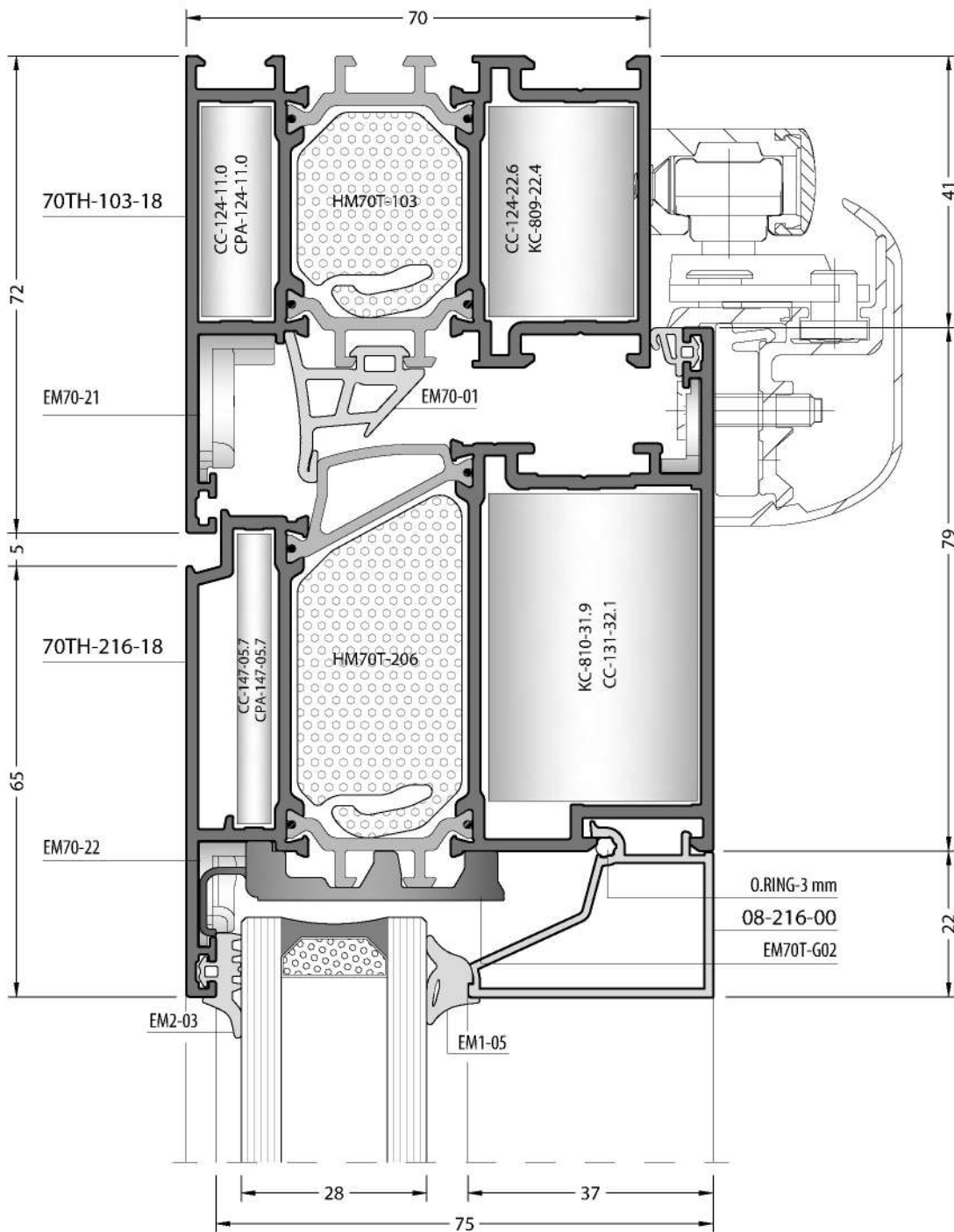
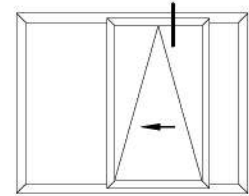


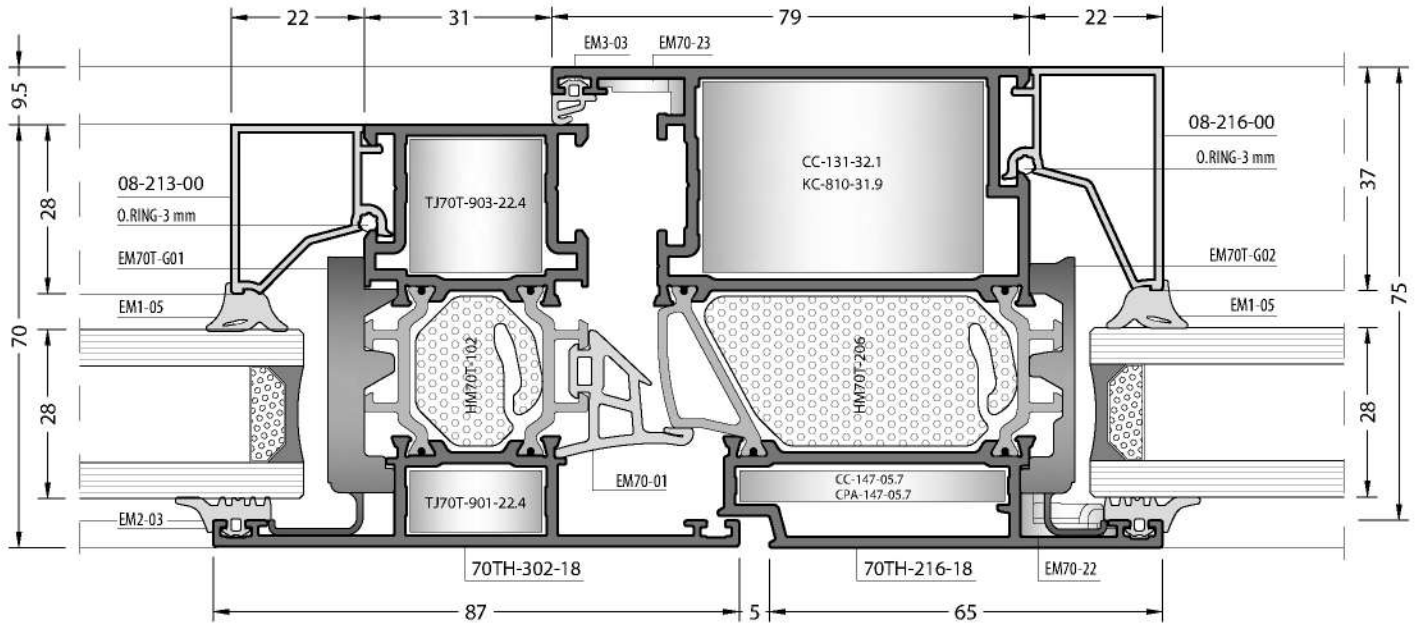
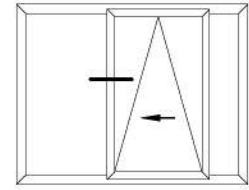


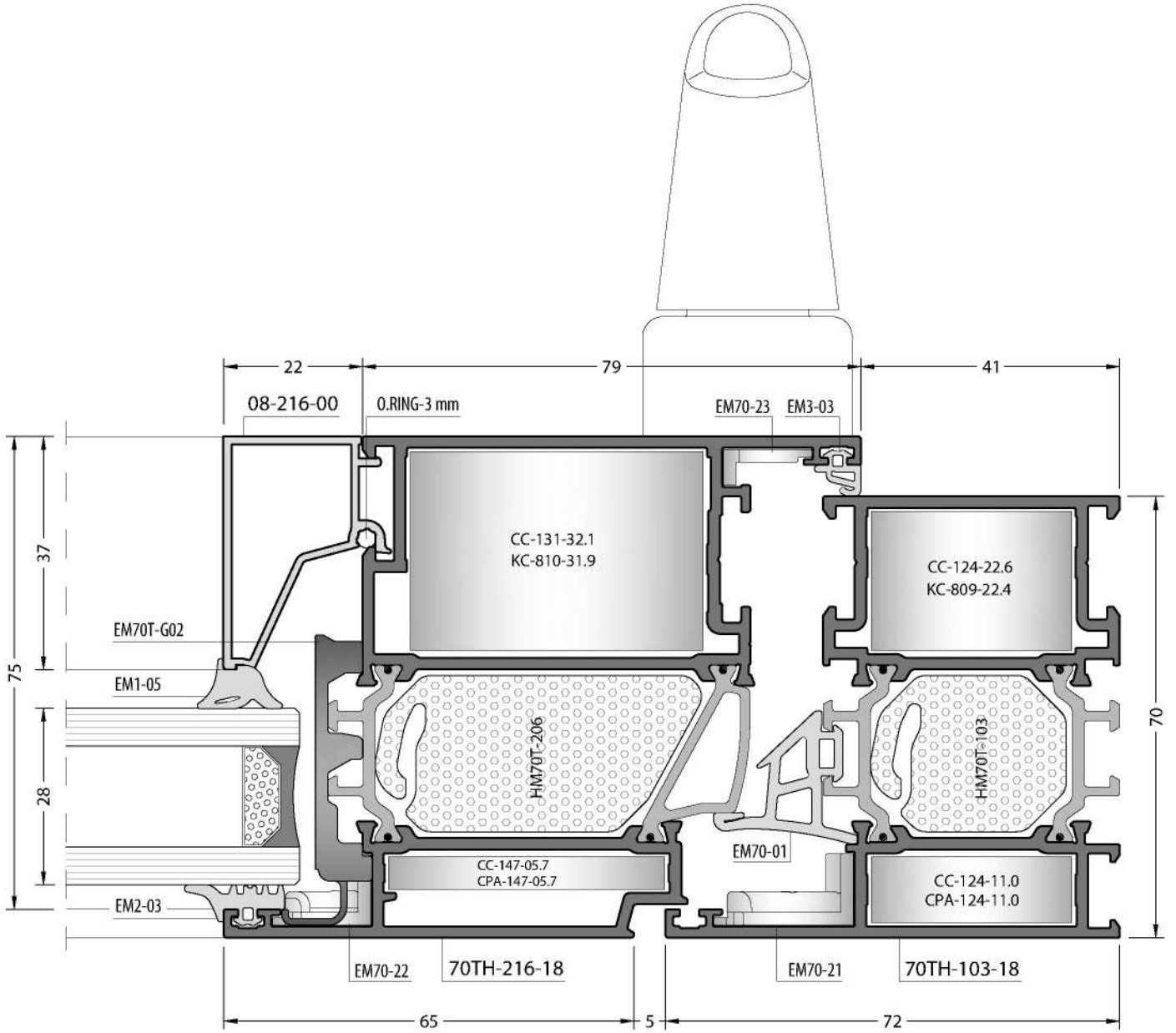
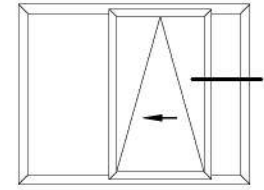


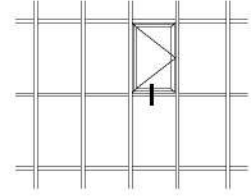




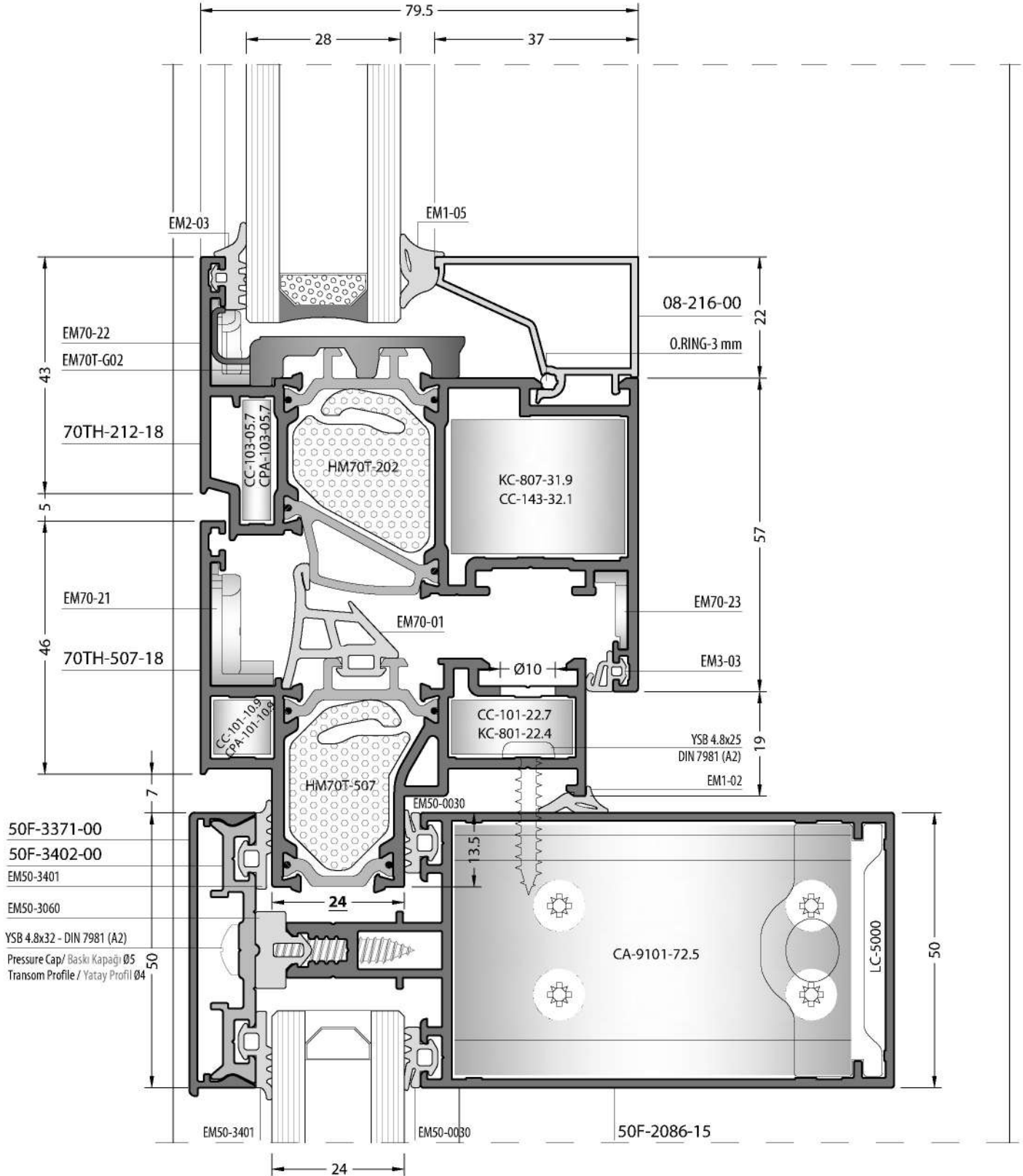


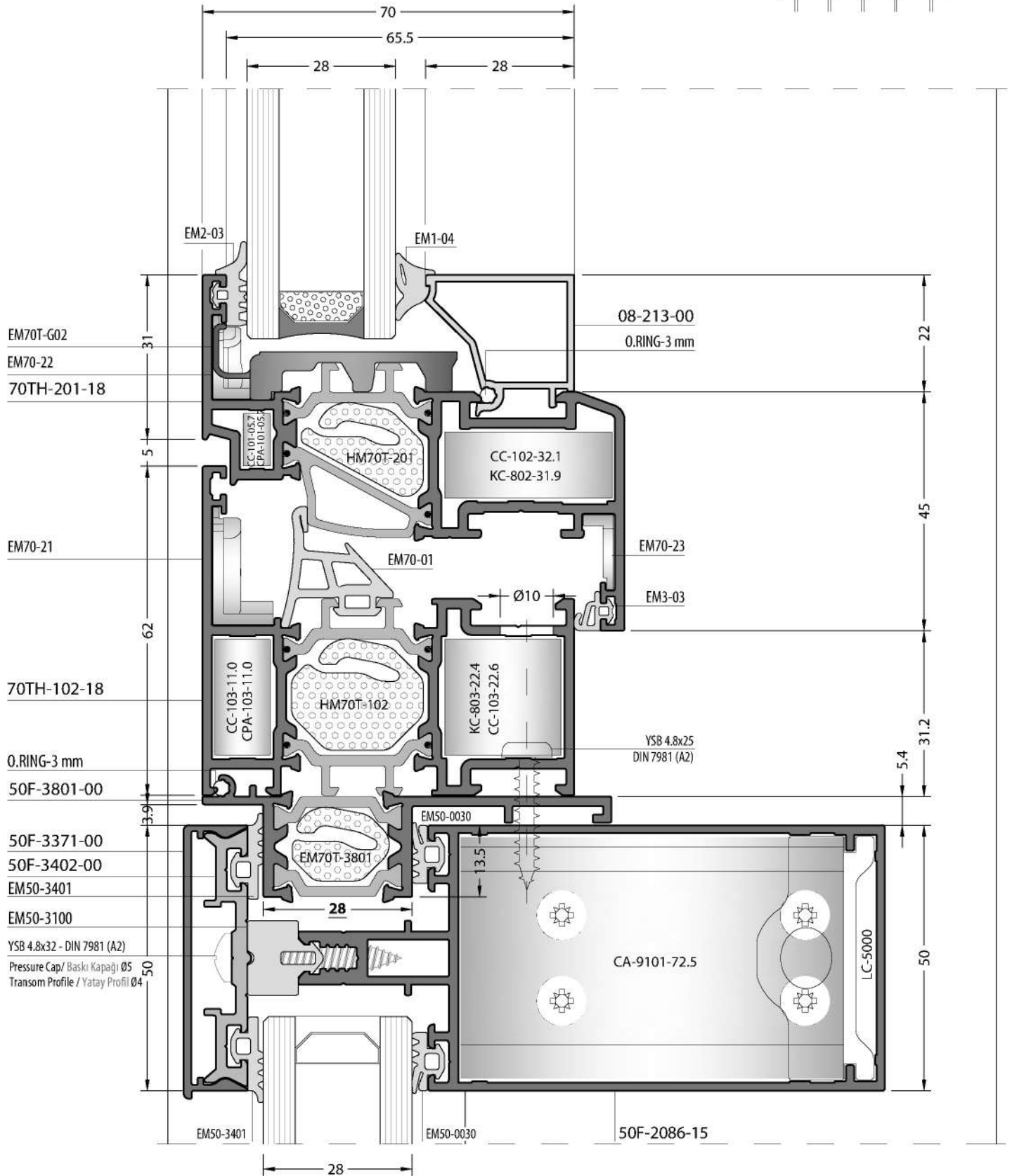
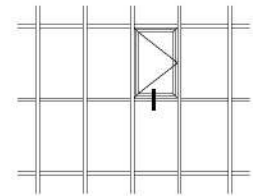


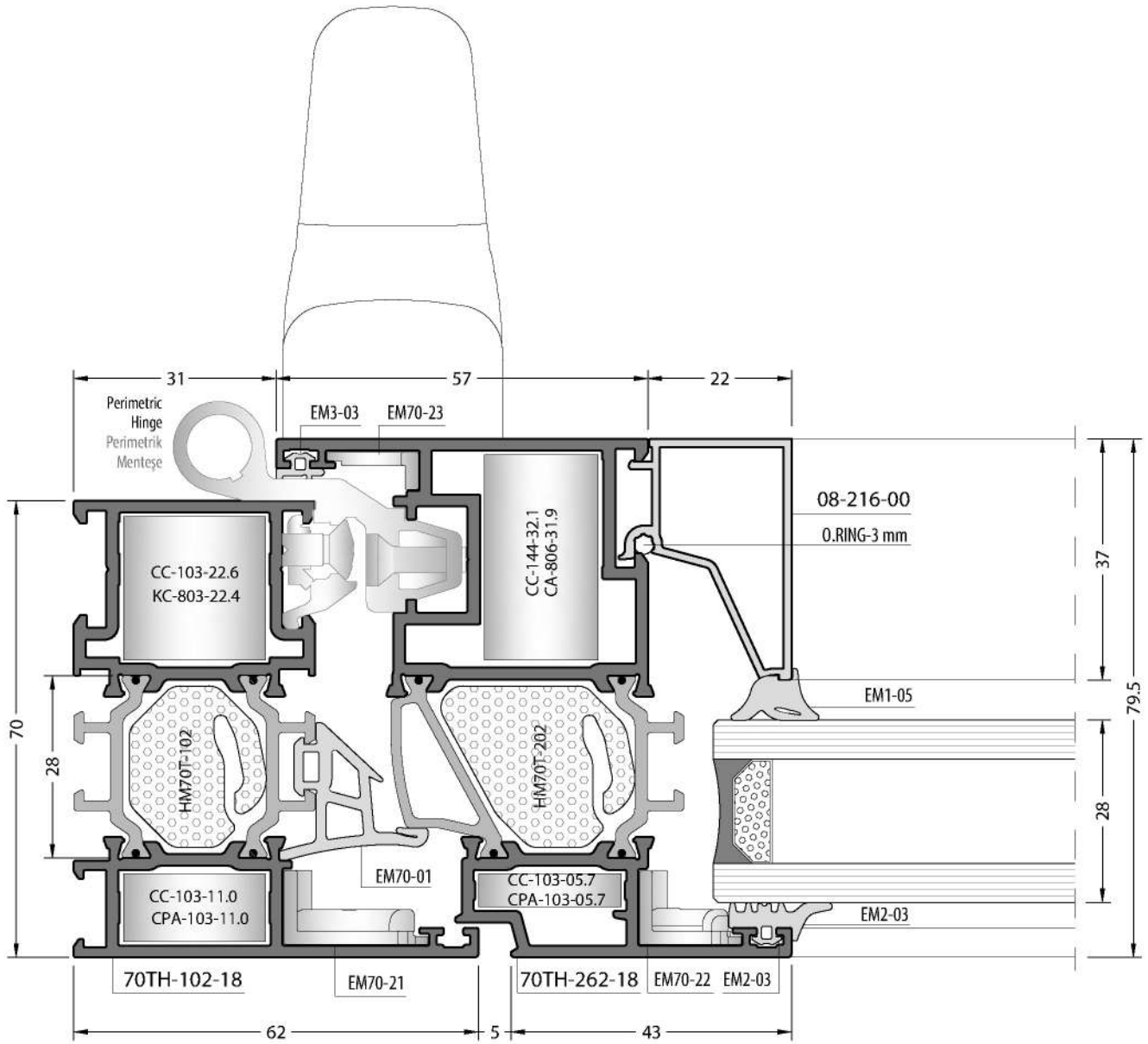
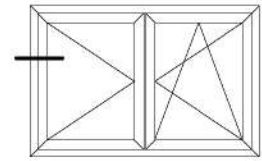


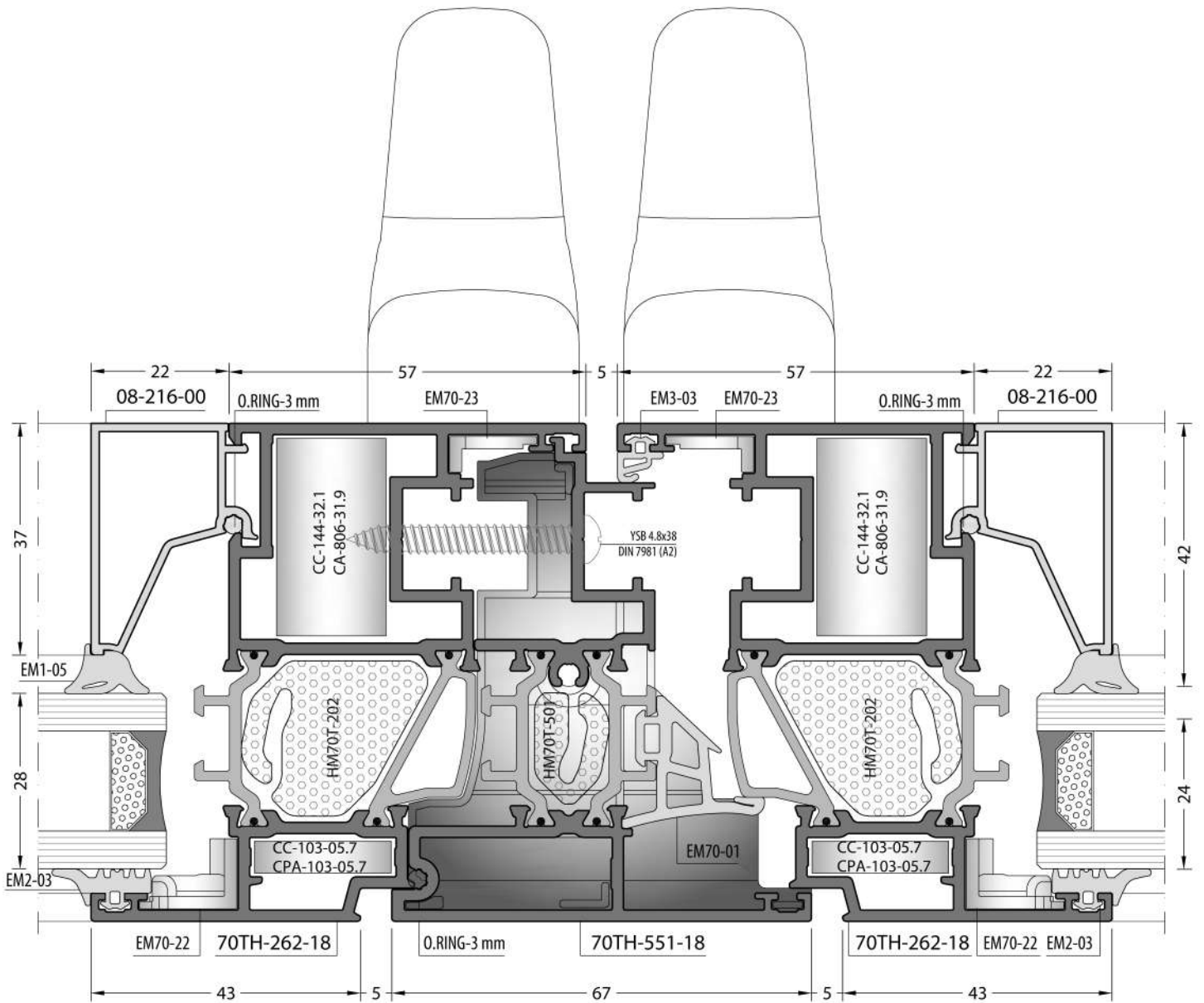
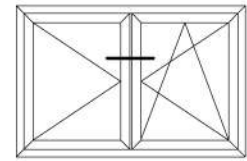


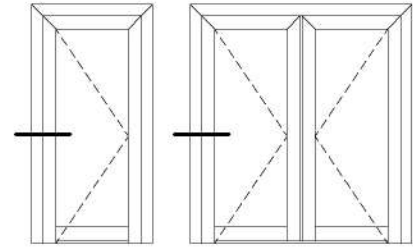
70T/TH Cephe Adaptörlü / Facade With Adapter



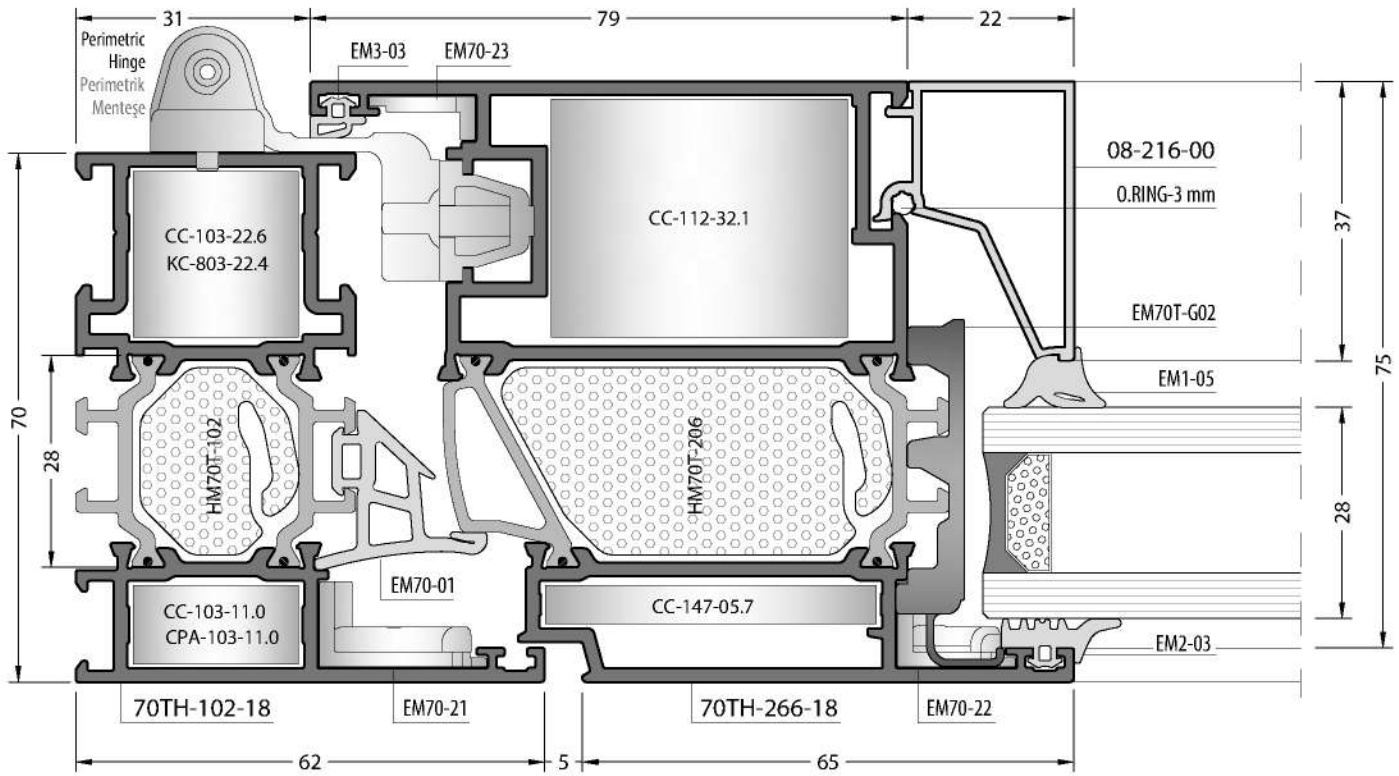


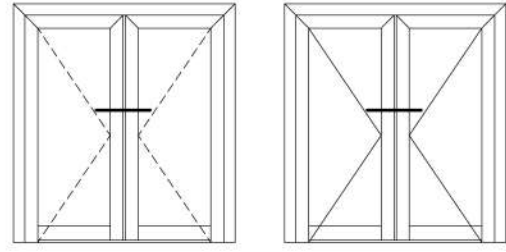




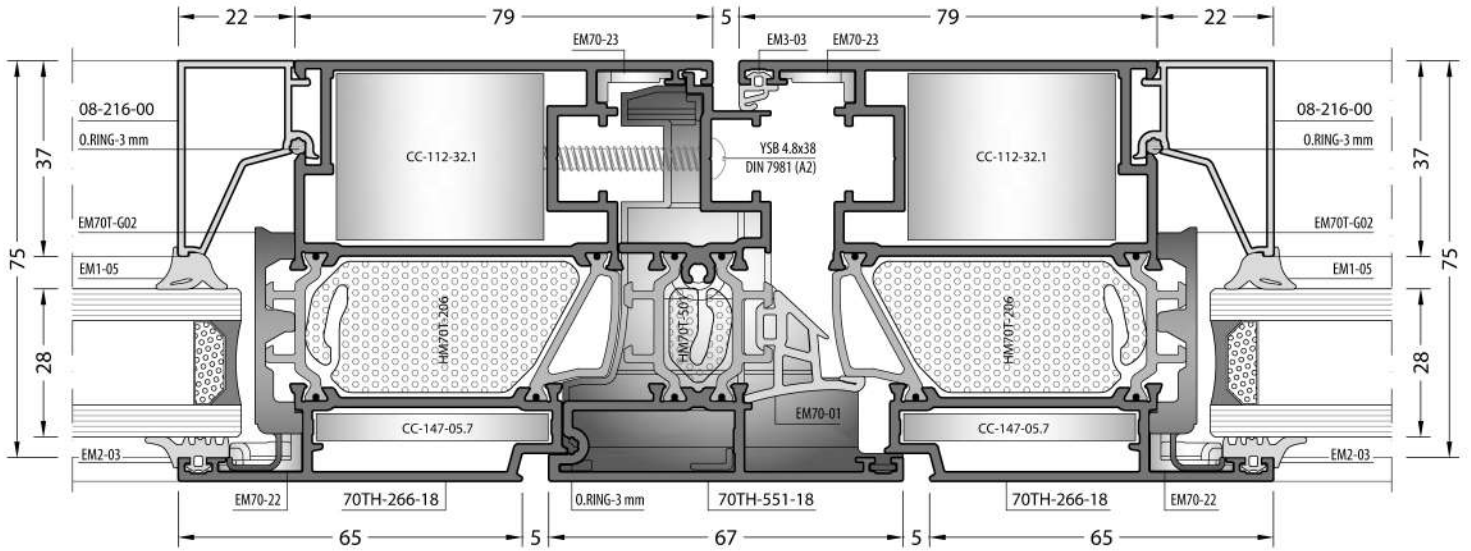


Inside Opening Door
İçe Açılır Kapı



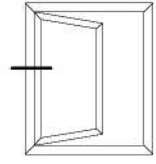


Inside Opening Door
İçe Açılır Kapı



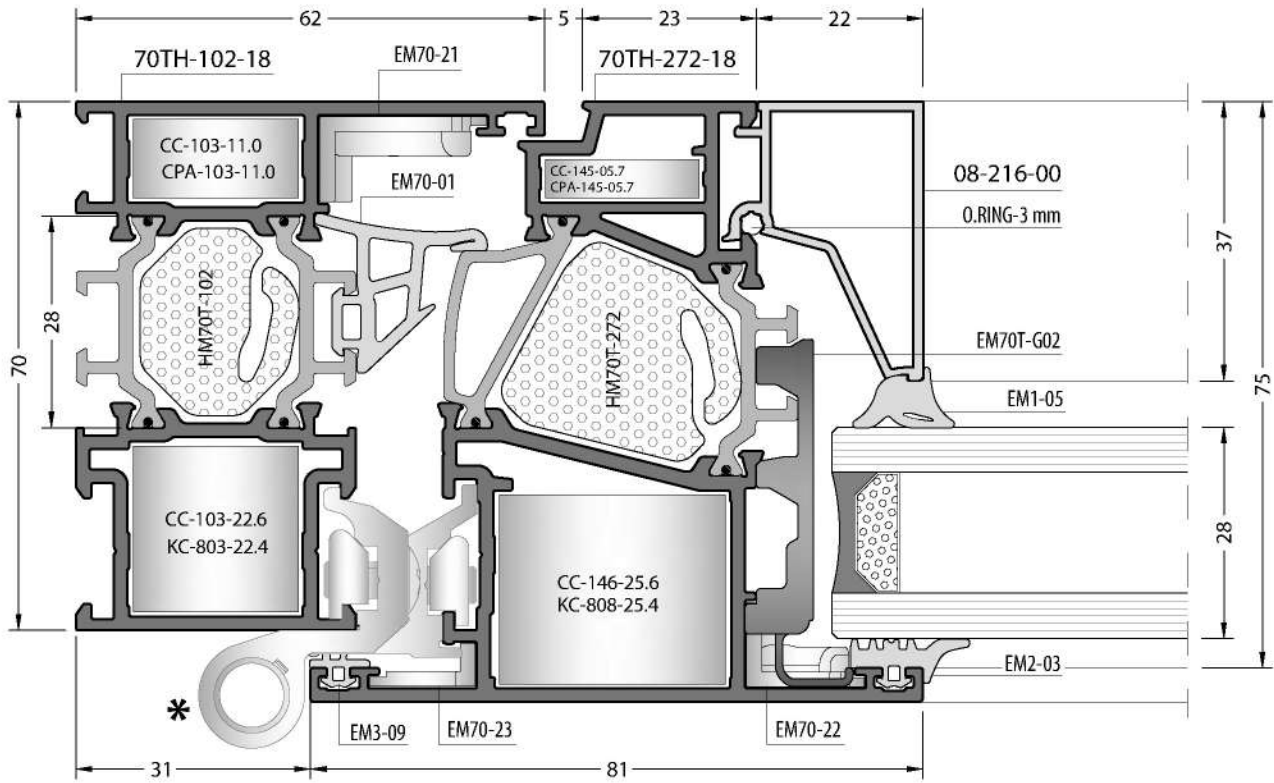
Not scaled / Ölçeksizdir

OUTWARDS
DIŐA AÇILIMLAR

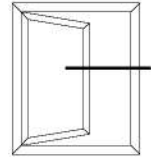


Exterior Window Sash Profile Details

DıŐa Açılır Pencere Kanat Profil Detayları

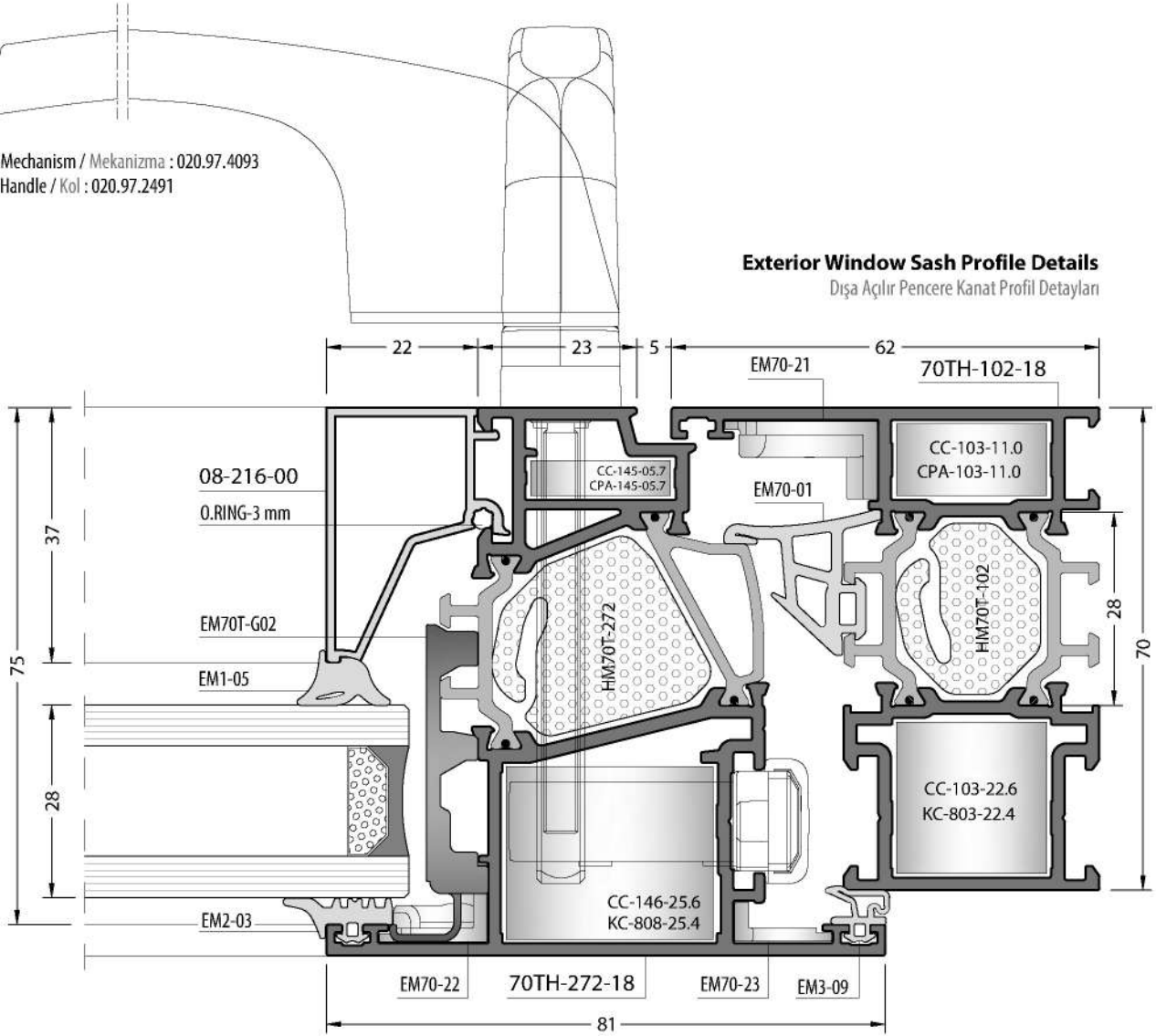


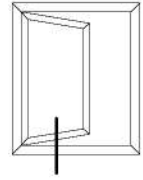
*** If window hinges are used, friction hinge on page 3 should not be used.**
 Eđer pencere menteŐesi kullanılıyorsa, sayfa 3 'te olan makas kullanılmamalı.



Mechanism / Mekanizma : 020.97.4093
 Handle / Kol : 020.97.2491

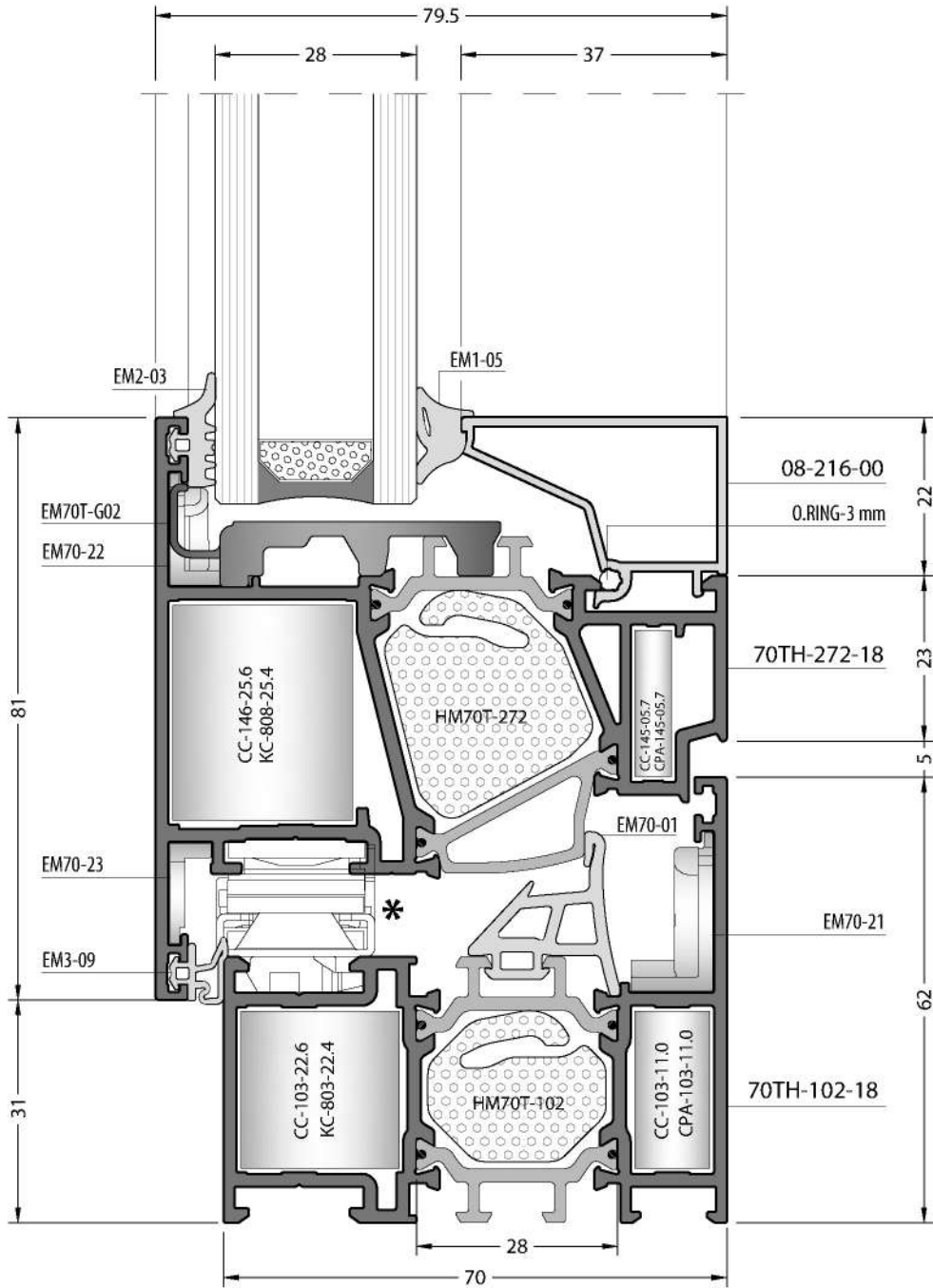
Exterior Window Sash Profile Details
 Diőa Açılır Pencere Kanat Profil Detayları



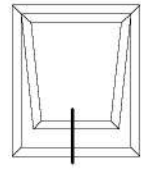


Exterior Window Sash Profile Details

DiŐa Açılır Pencere Kanat Profil Detayları

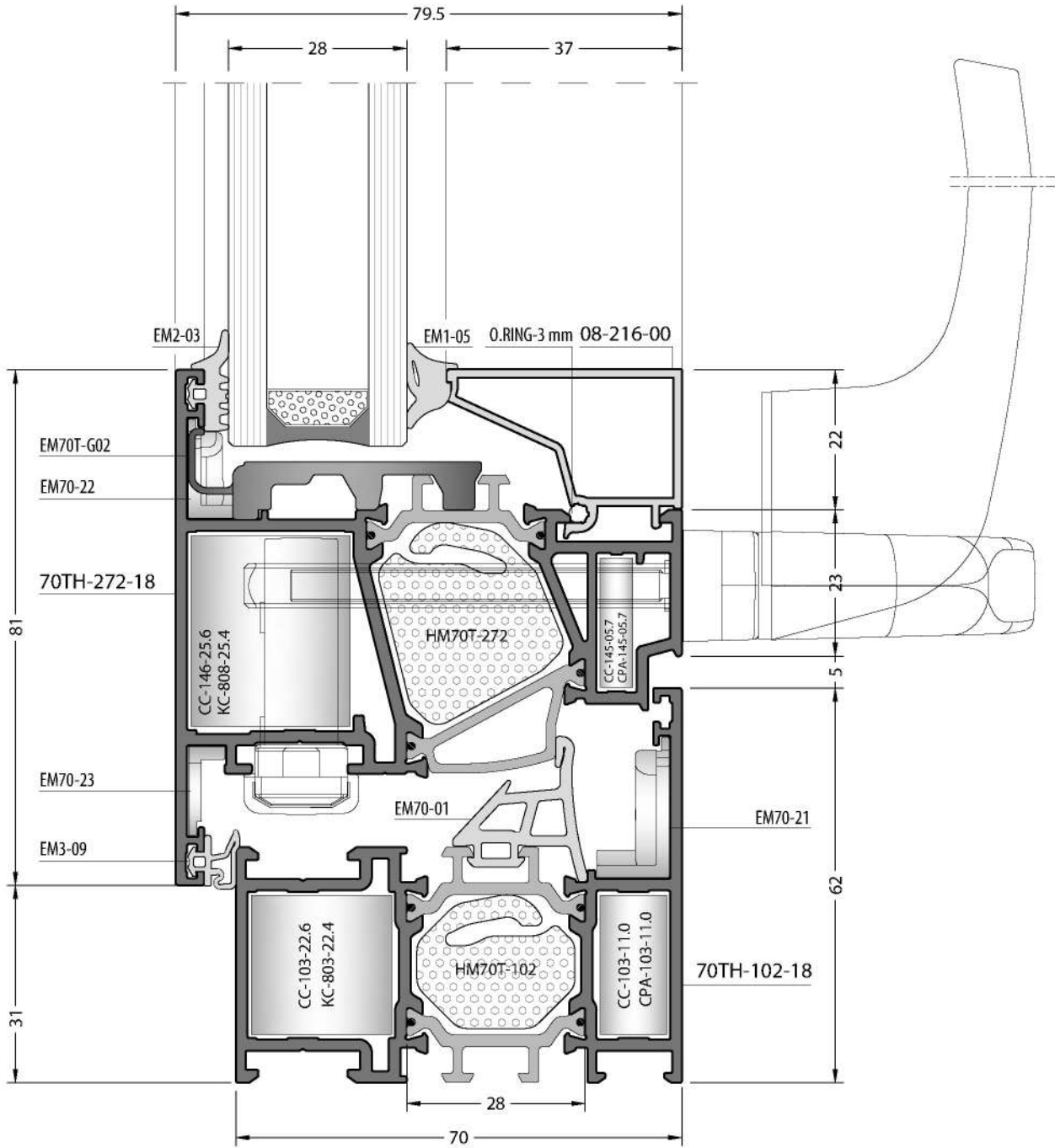


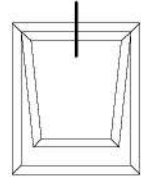
*** If friction hinge are used, window hinges on page 1 should not be used.**
 Eđer makas kullanılıyorsa, sayfa 1 'de olan pencere menteŐesi kullanılmamalı.



Exterior Window Sash Profile Details

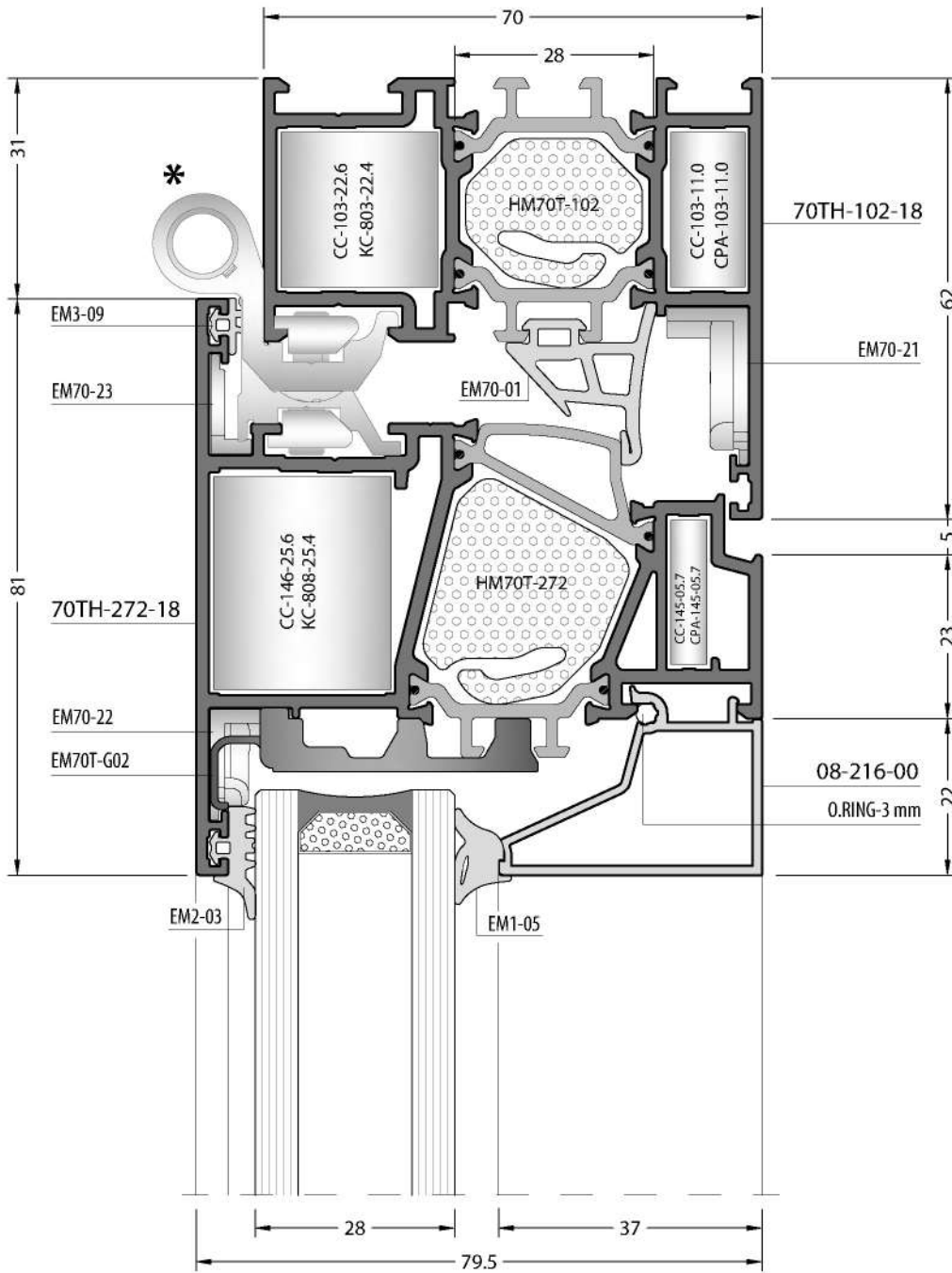
DıŐa Açılır Pencere Kanat Profil Detayları



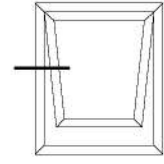


Exterior Window Sash Profile Details

DıŐa Ağılr Pencere Kanat Profil Detayları

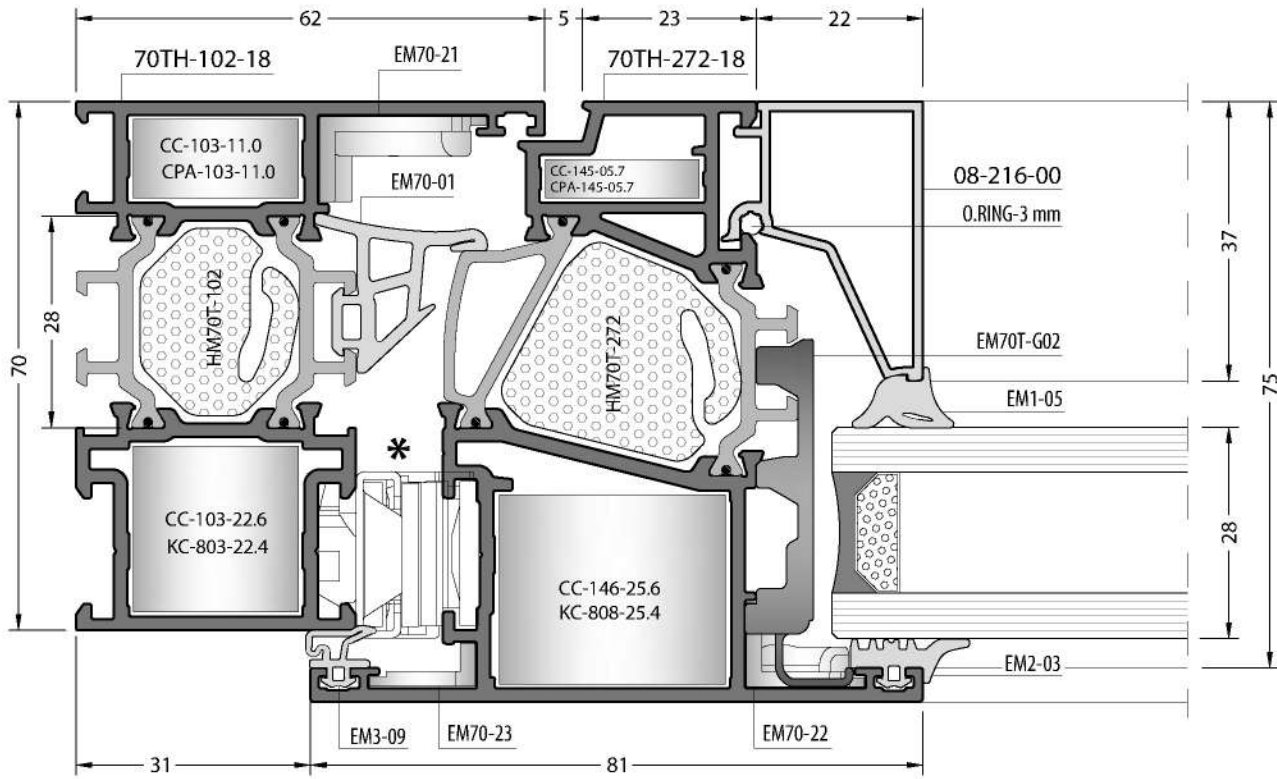


* **If window hinges are used, friction hinge on page 3 should not be used.**
 *Eğer pencere menteŐesi kullanılıyorsa, sayfa 3 'te olan makas kullanılmamalı.

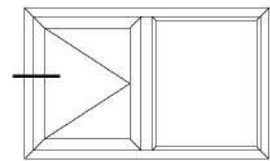
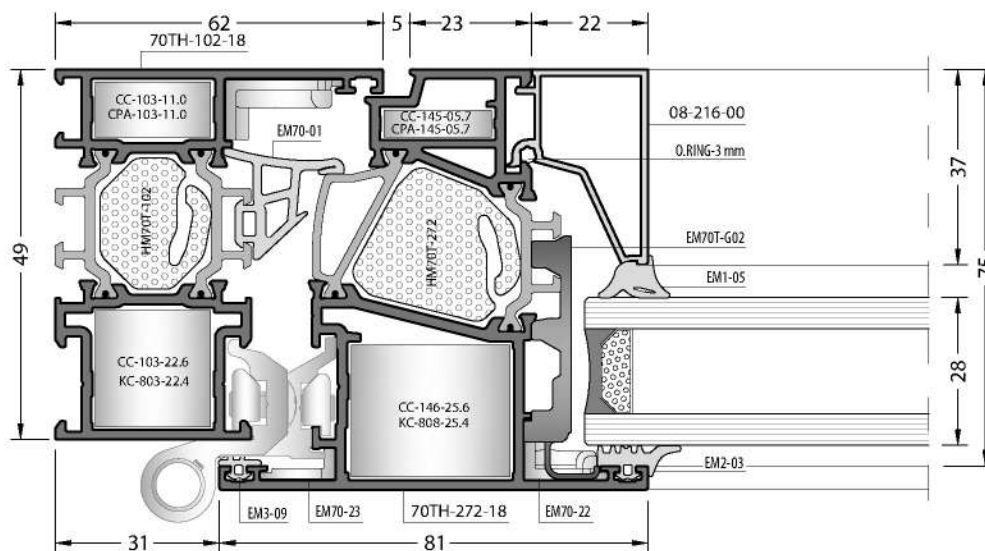
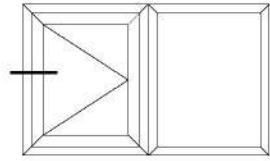
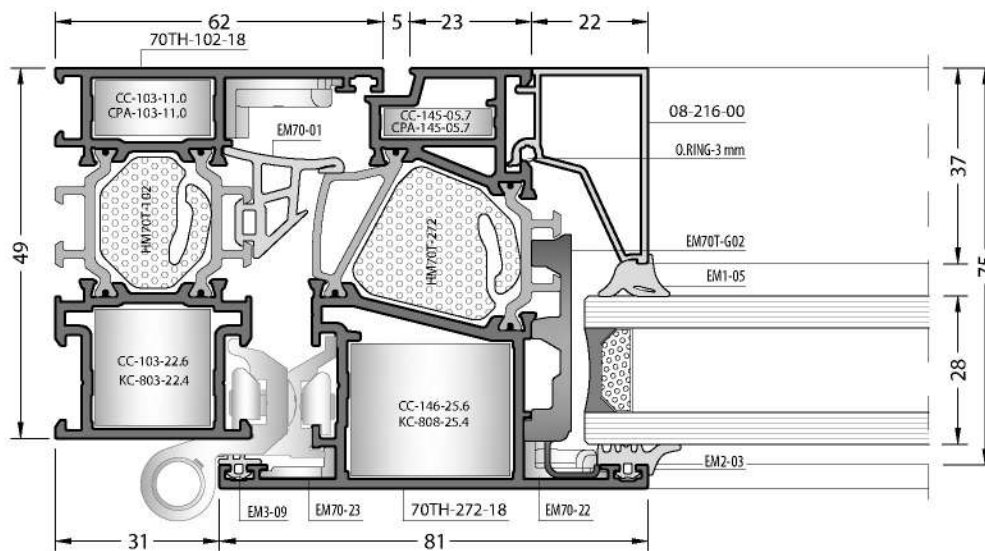
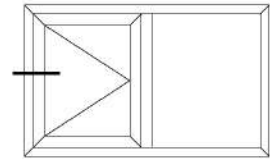
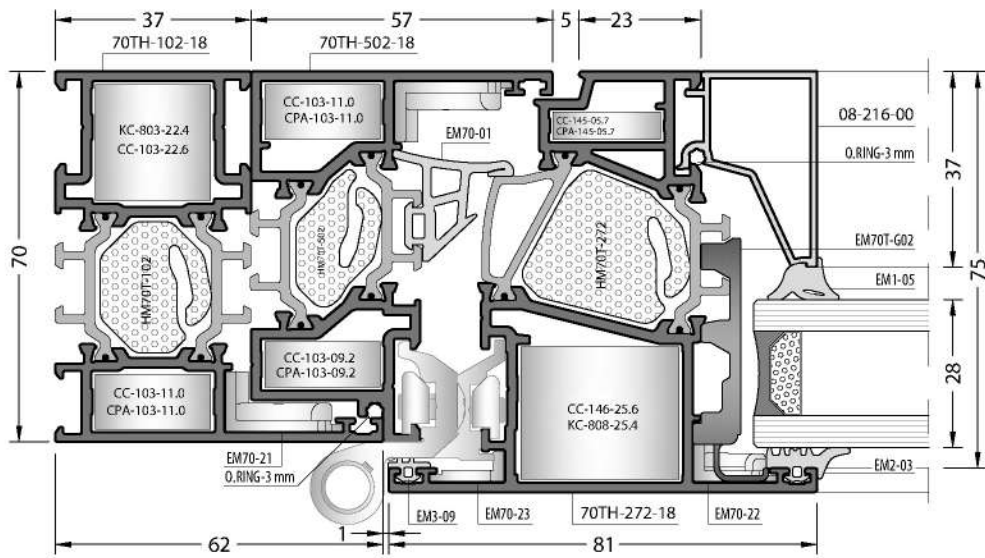


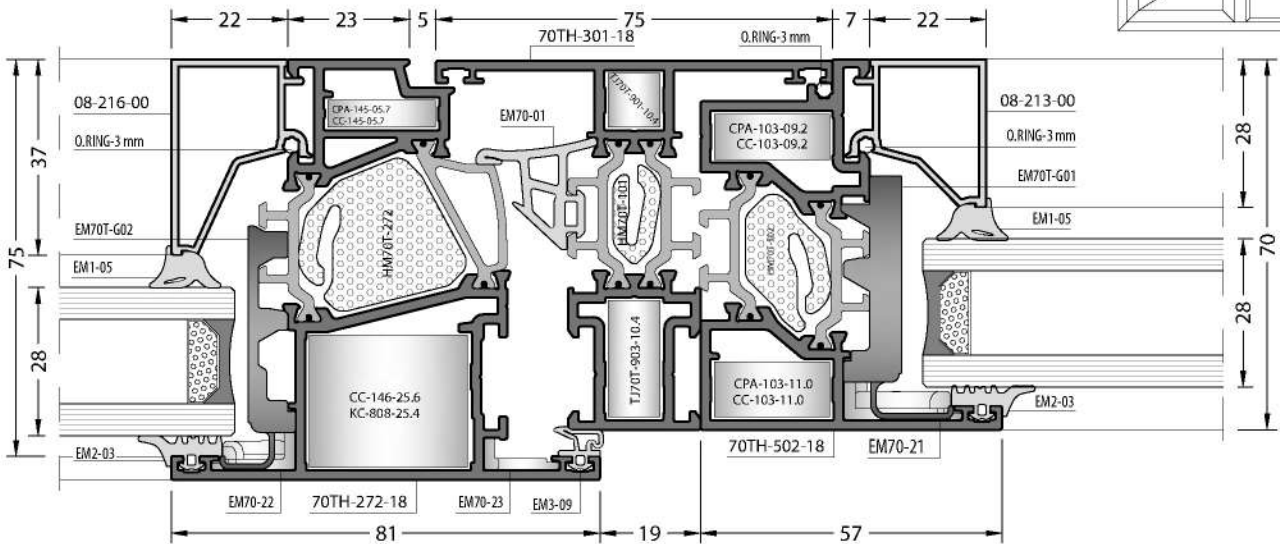
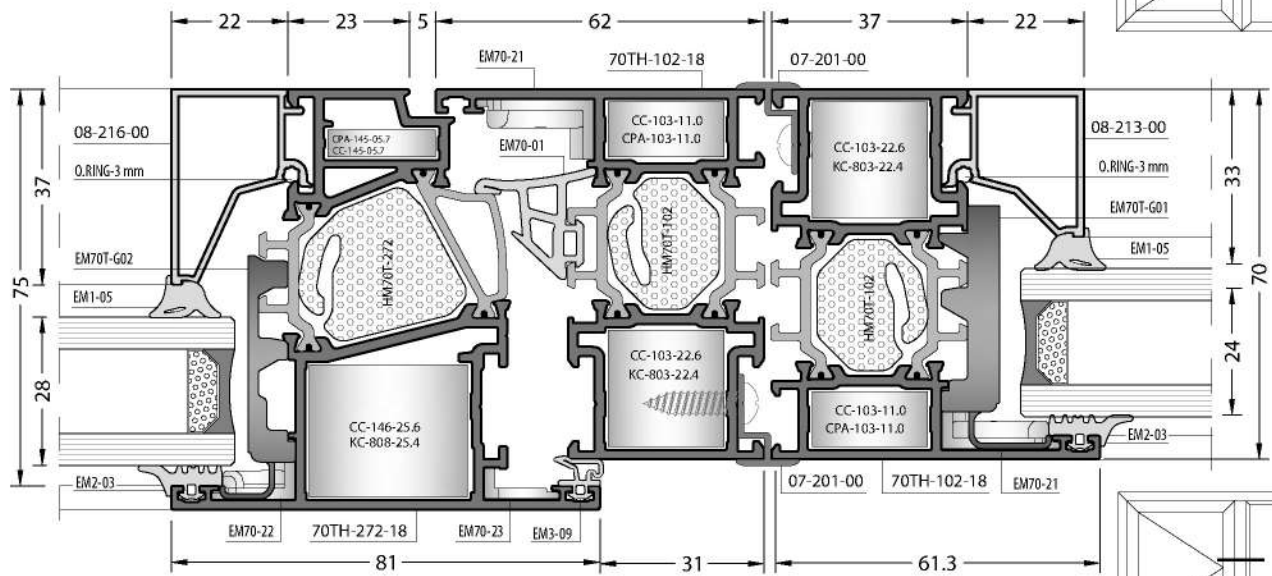
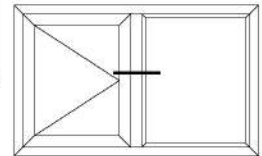
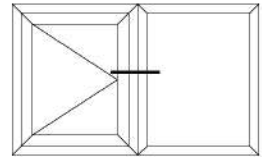
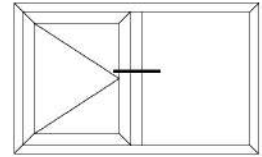
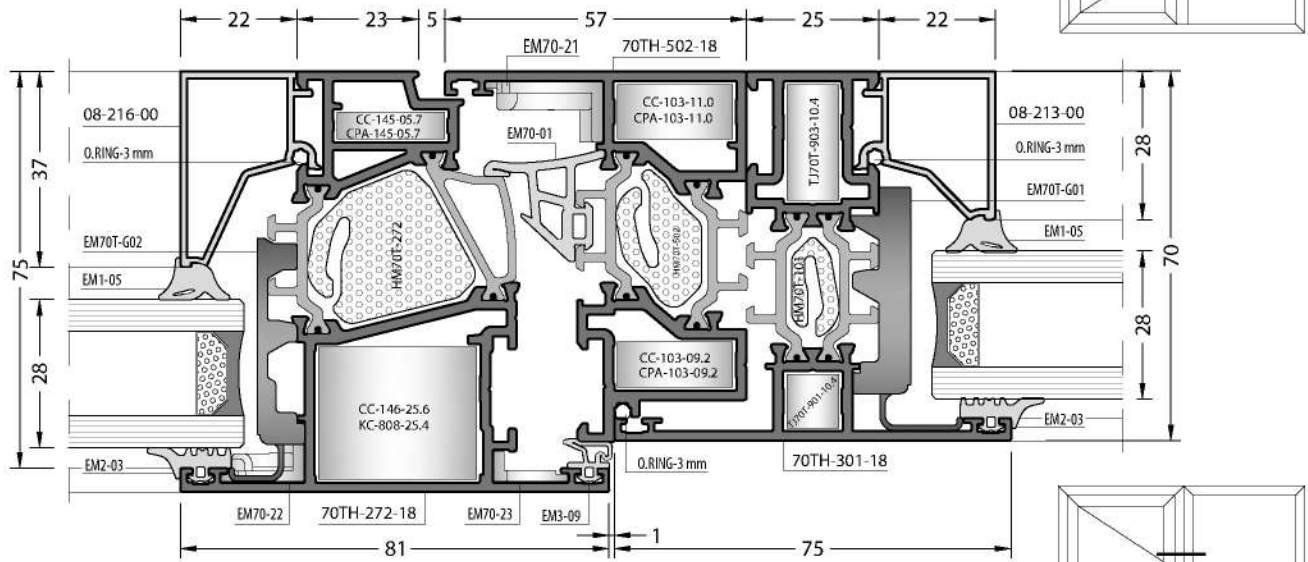
Exterior Window Sash Profile Details

DıŐa Açılır Pencere Kanat Profil Detayları

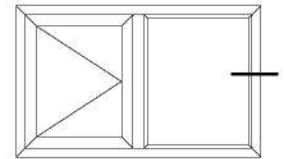
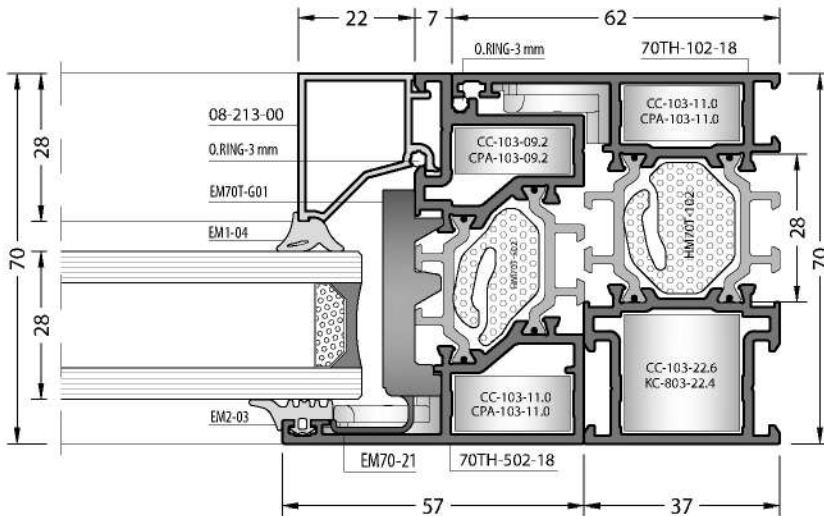
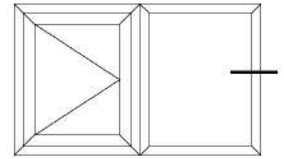
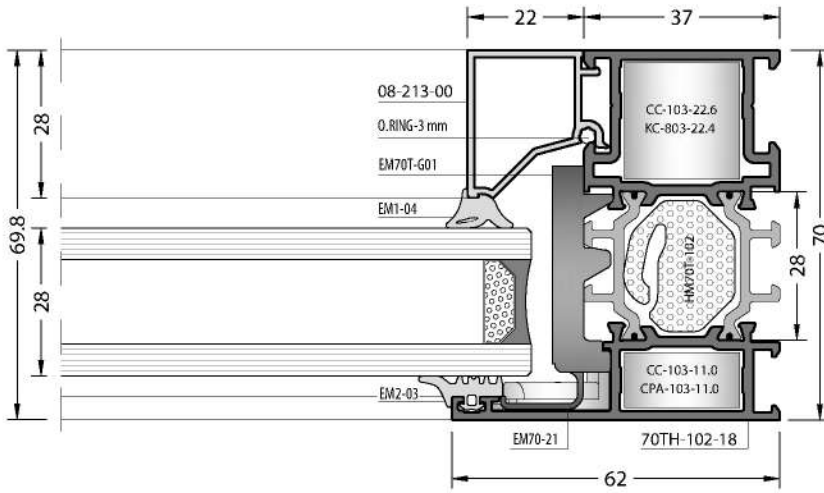
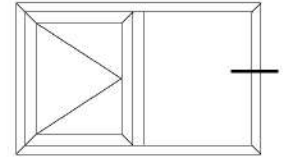
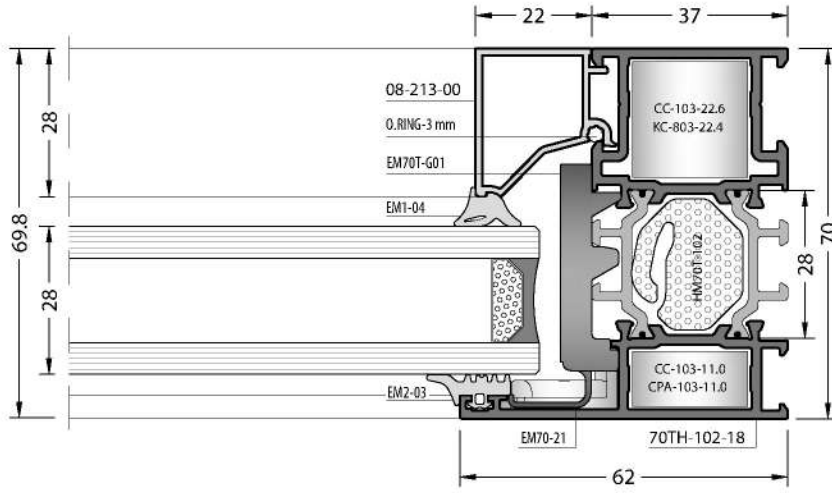


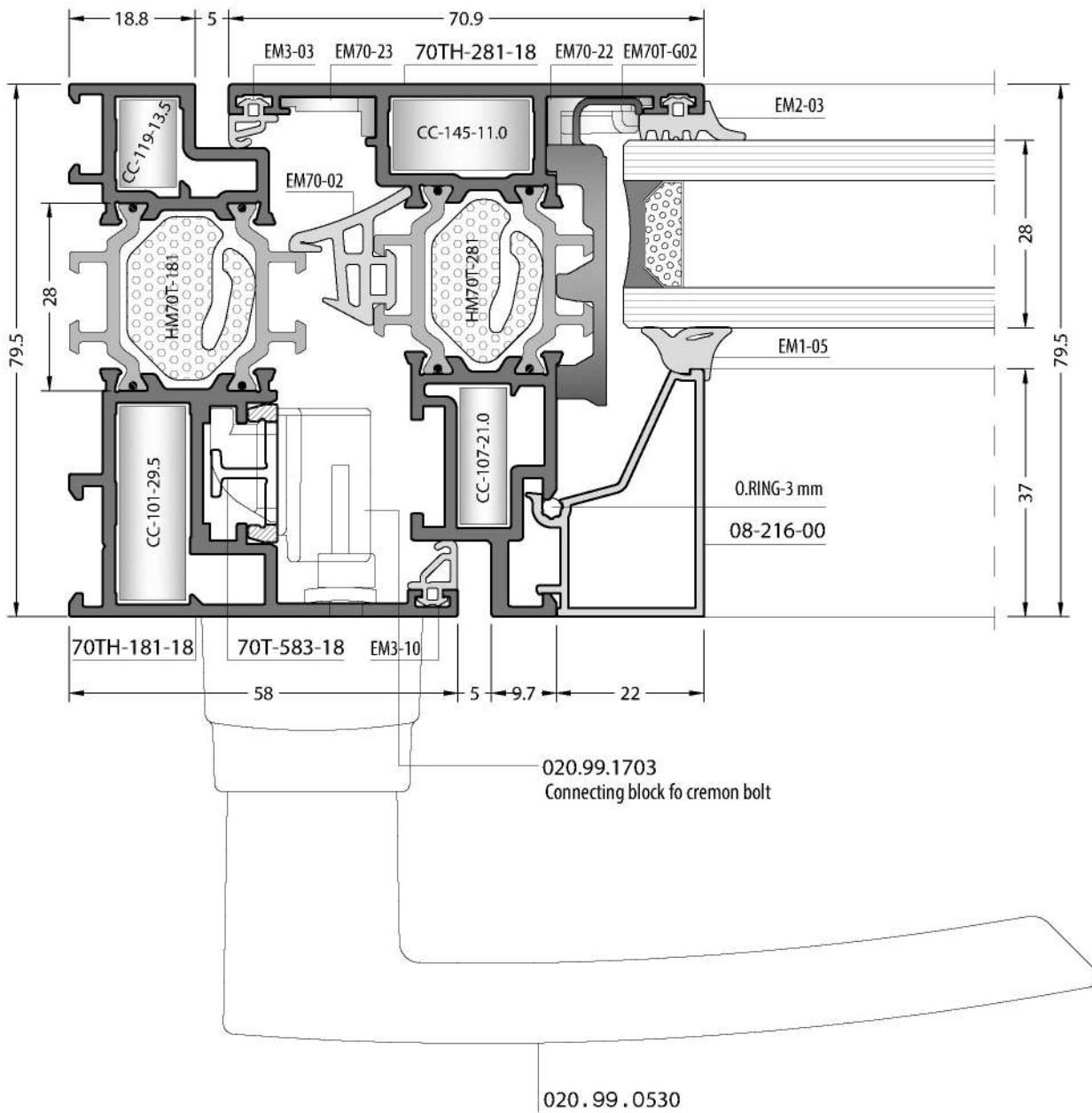
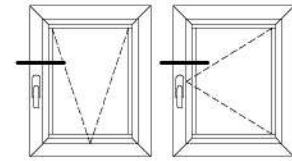
*** If friction hinge are used, window hinges on page 1 should not be used.**
Eğer makas kullanılıyorsa, sayfa 1 'de olan pencere menteŐesi kullanılmamalı.

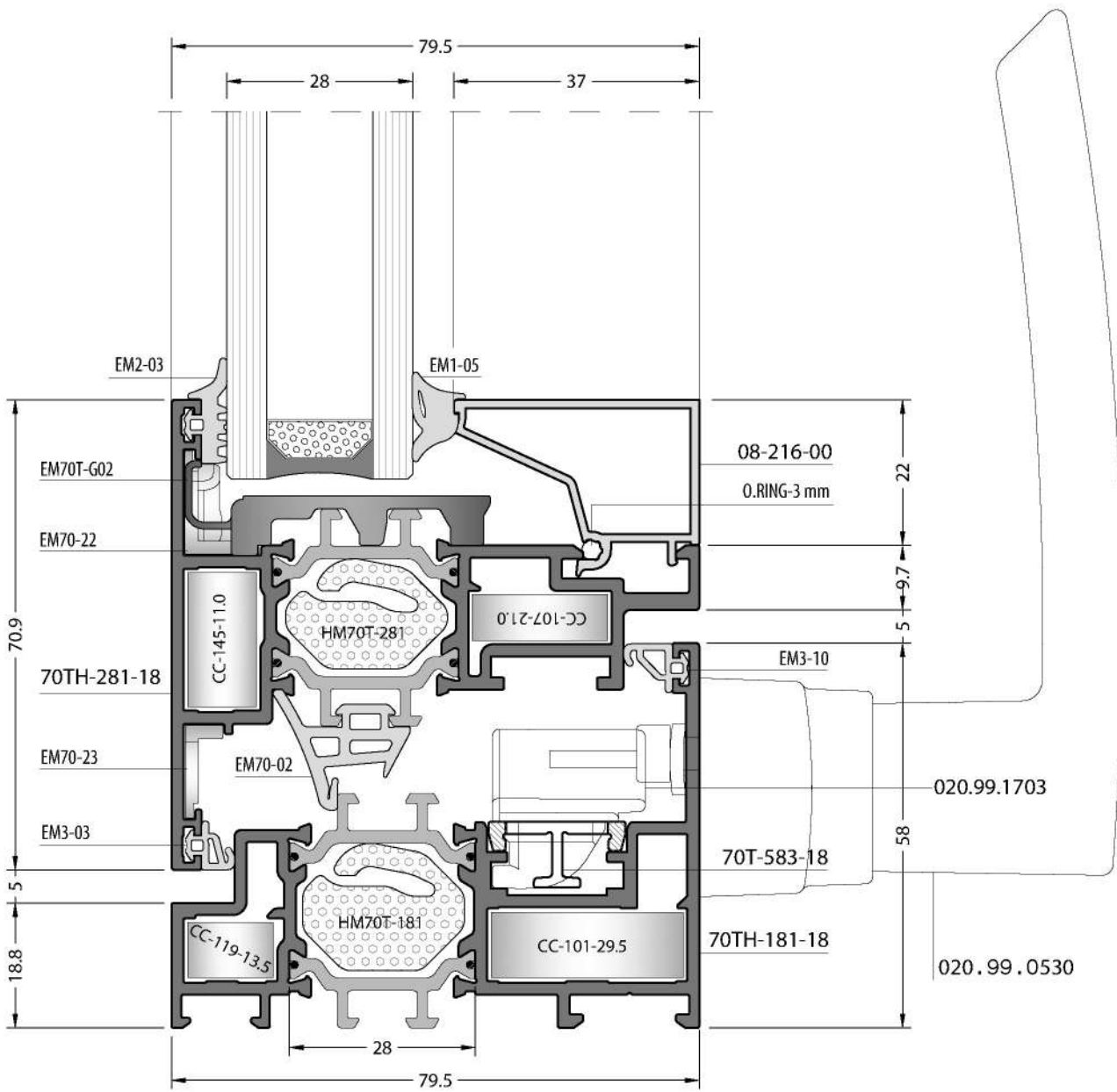
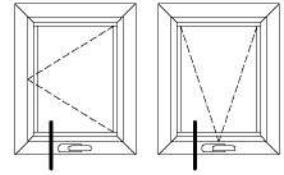


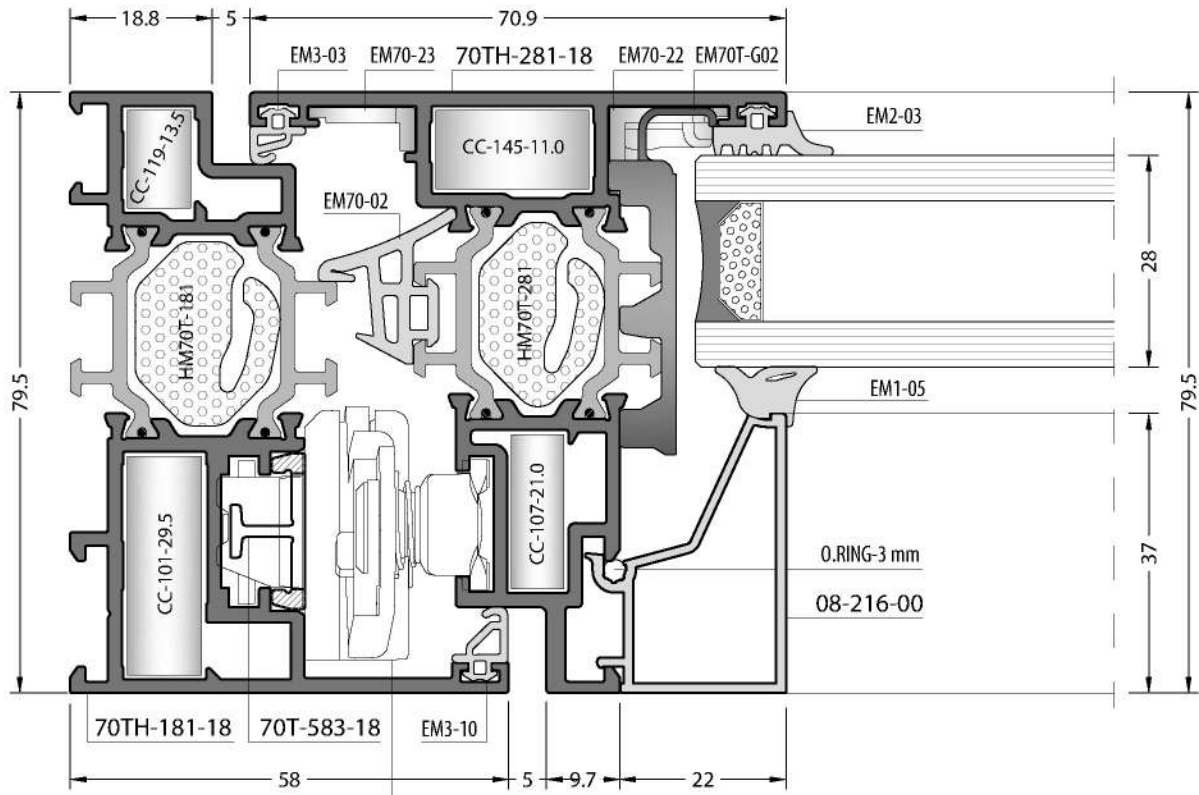
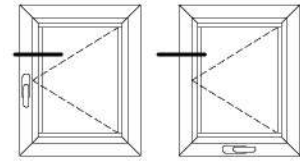


Not scaled / Ölçeksizdir

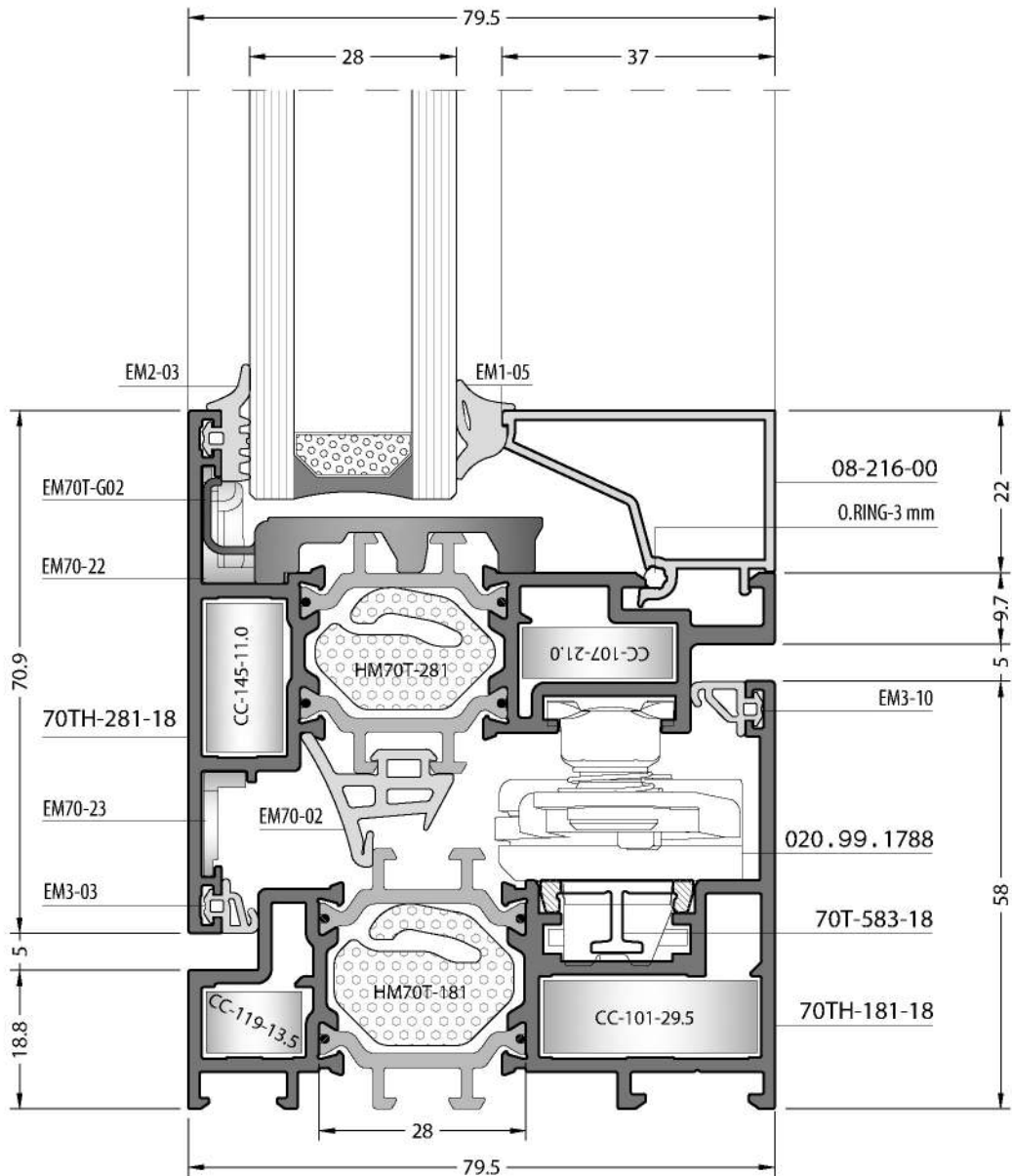
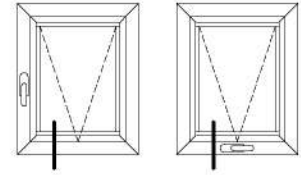


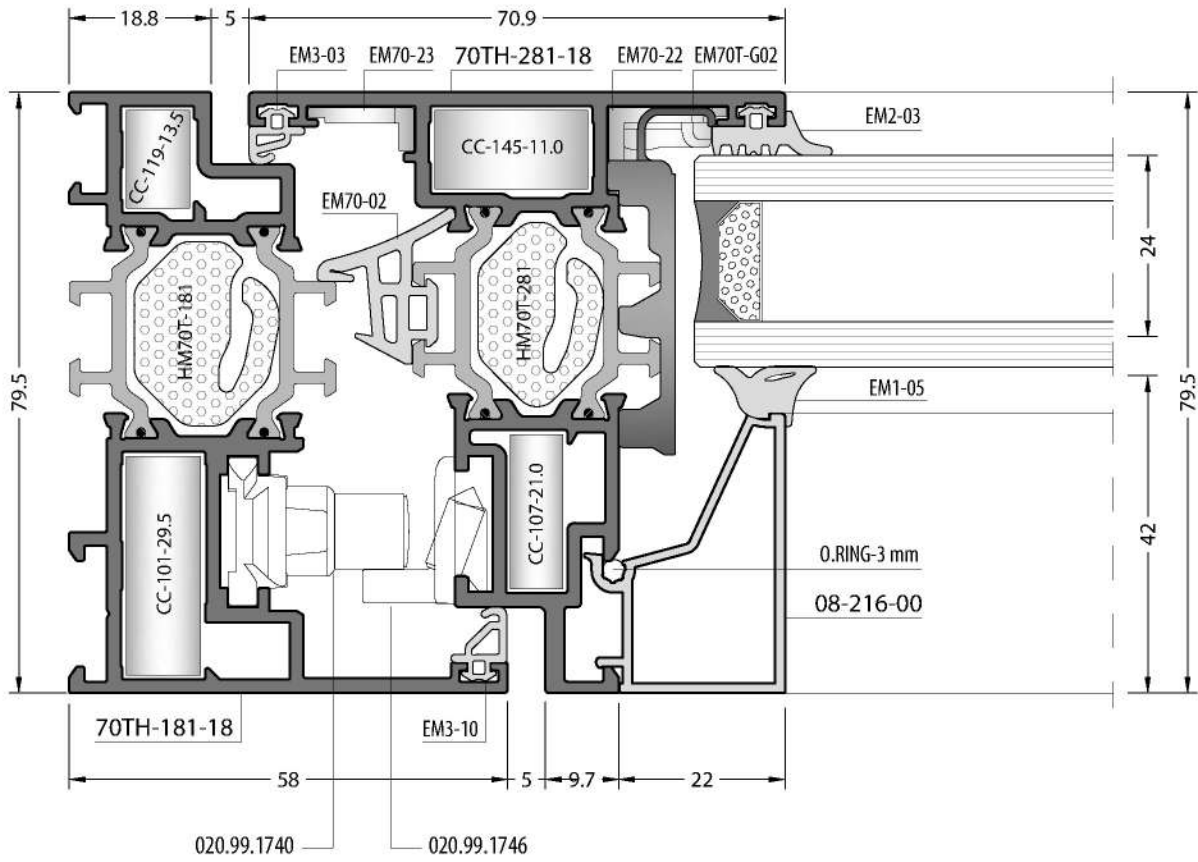
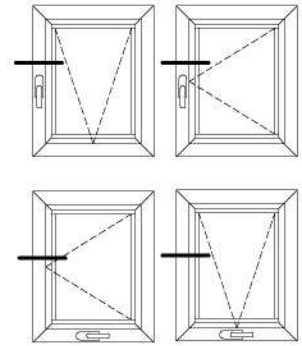


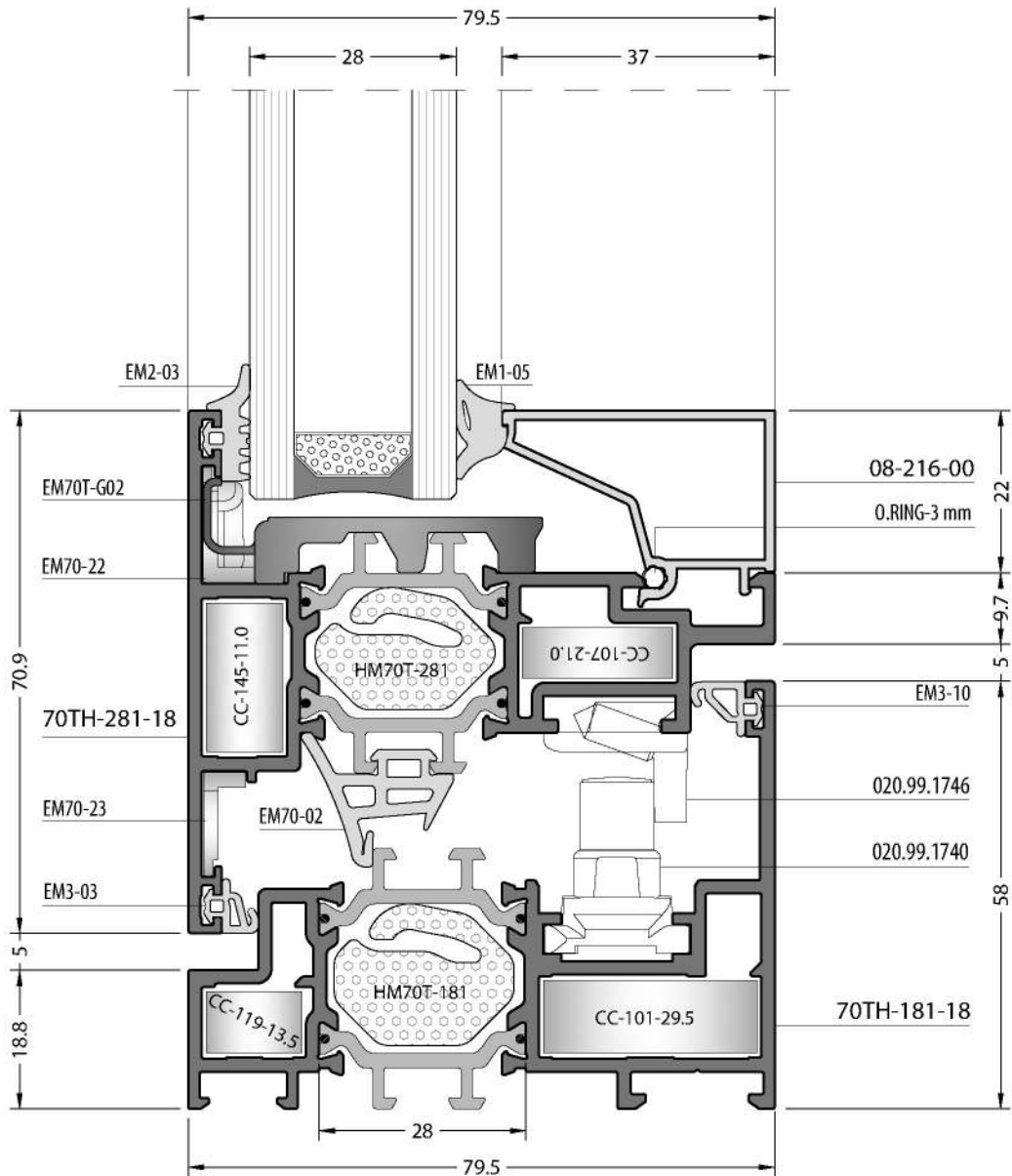
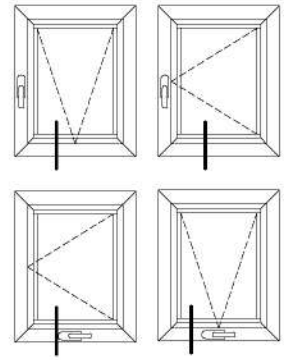


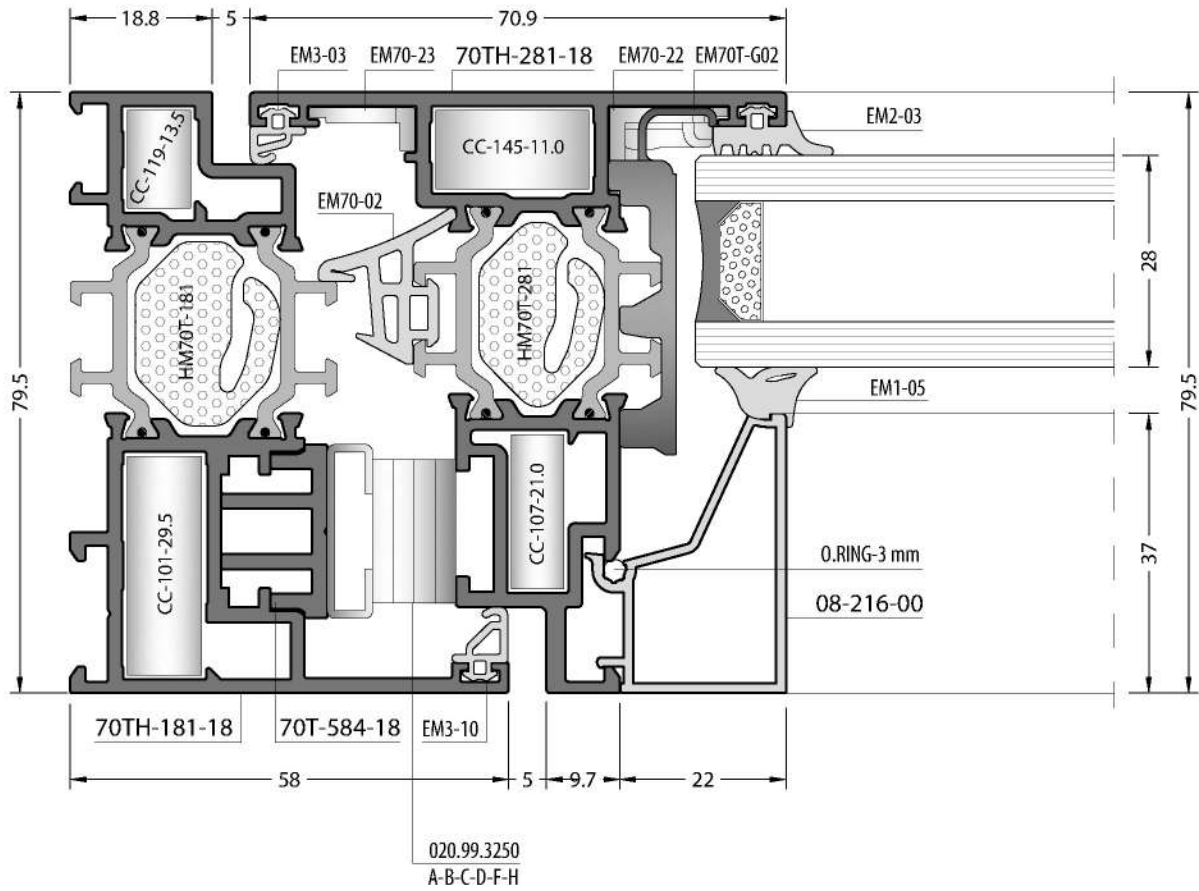
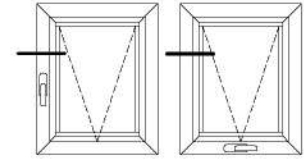


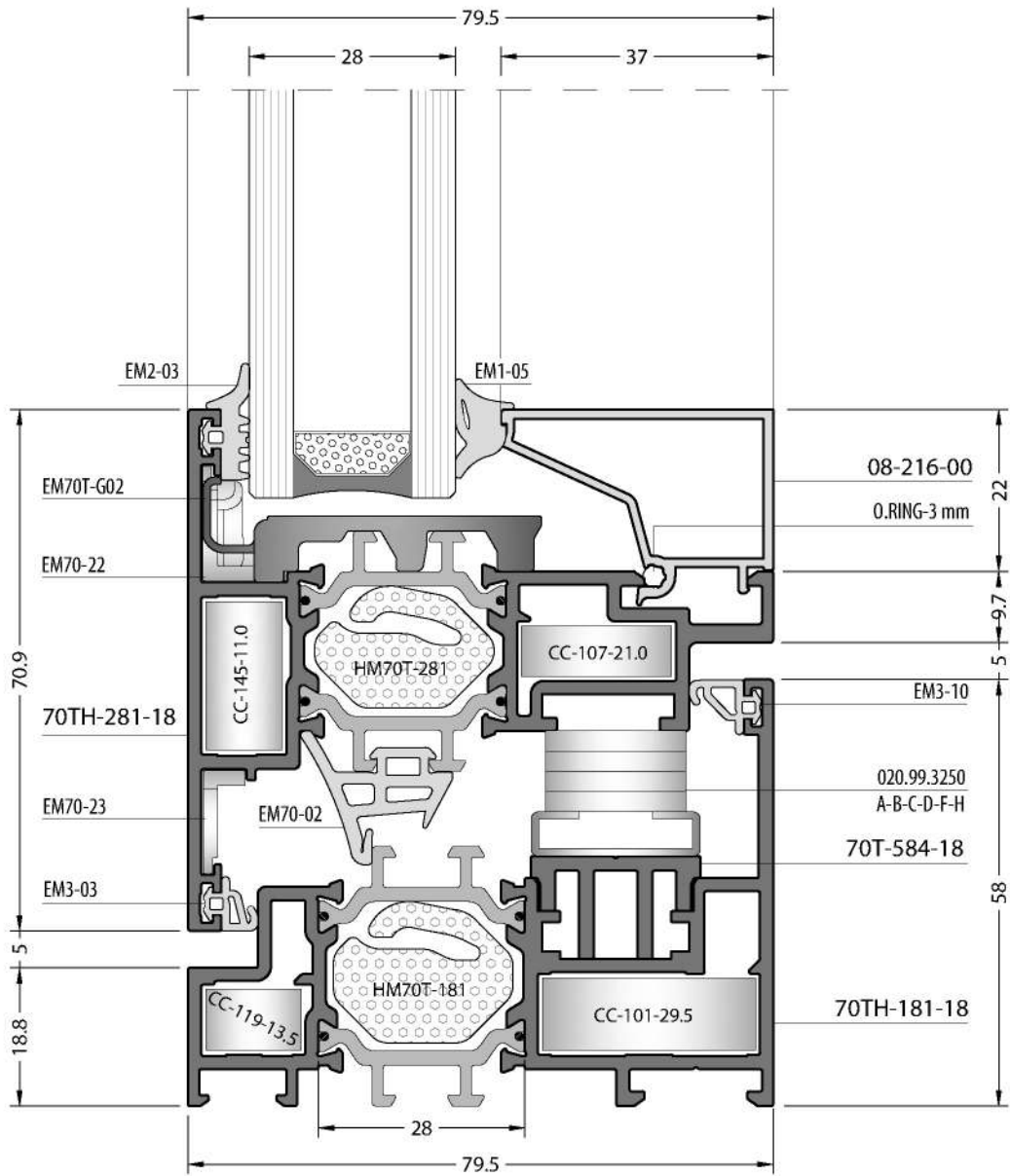
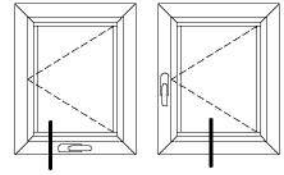
020.99.1788

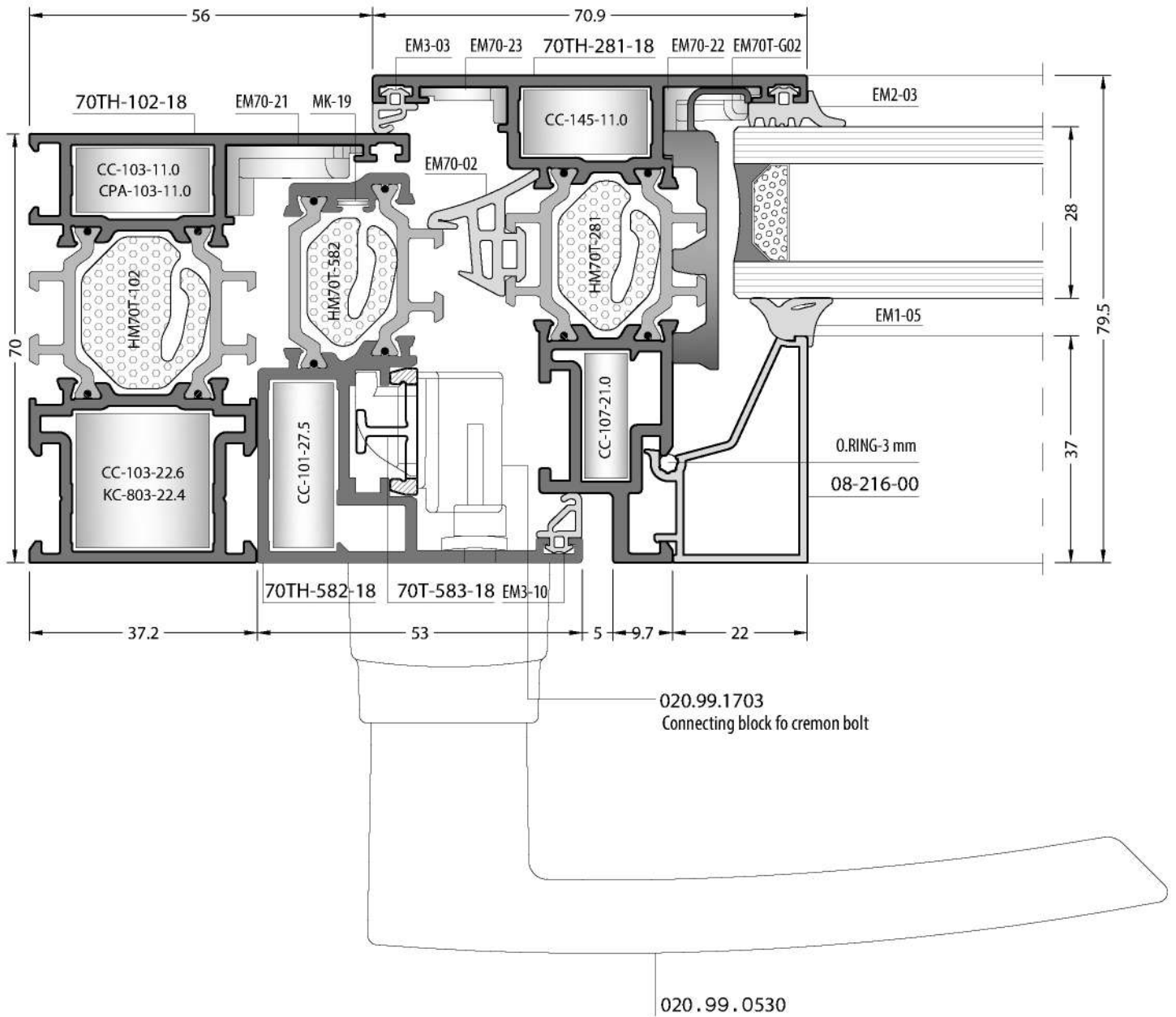
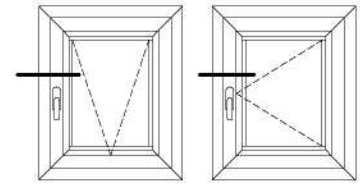


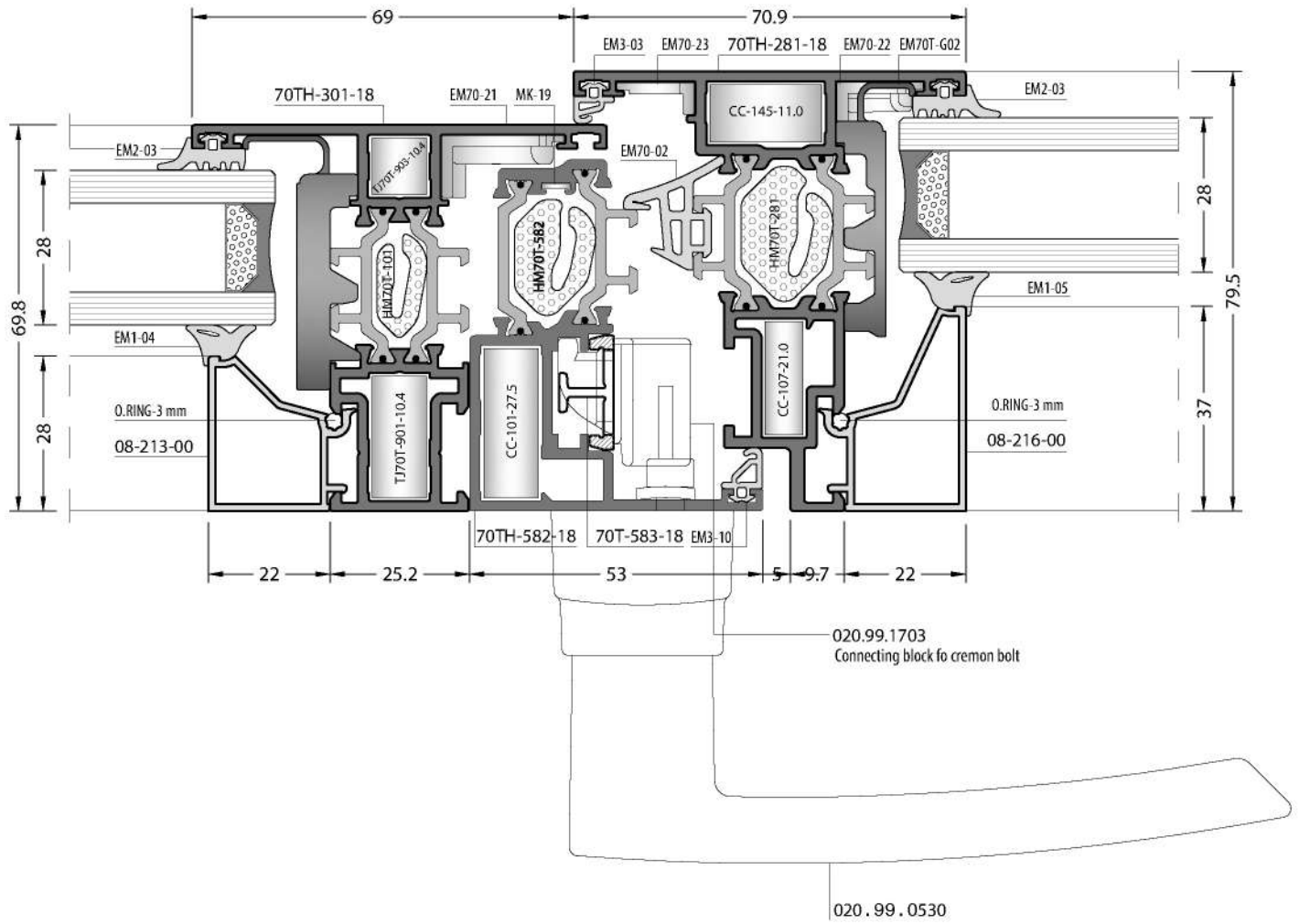
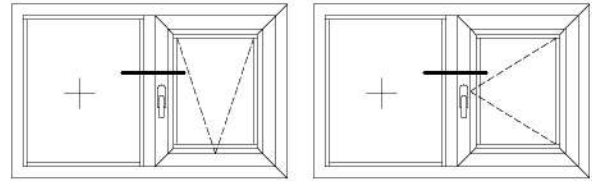


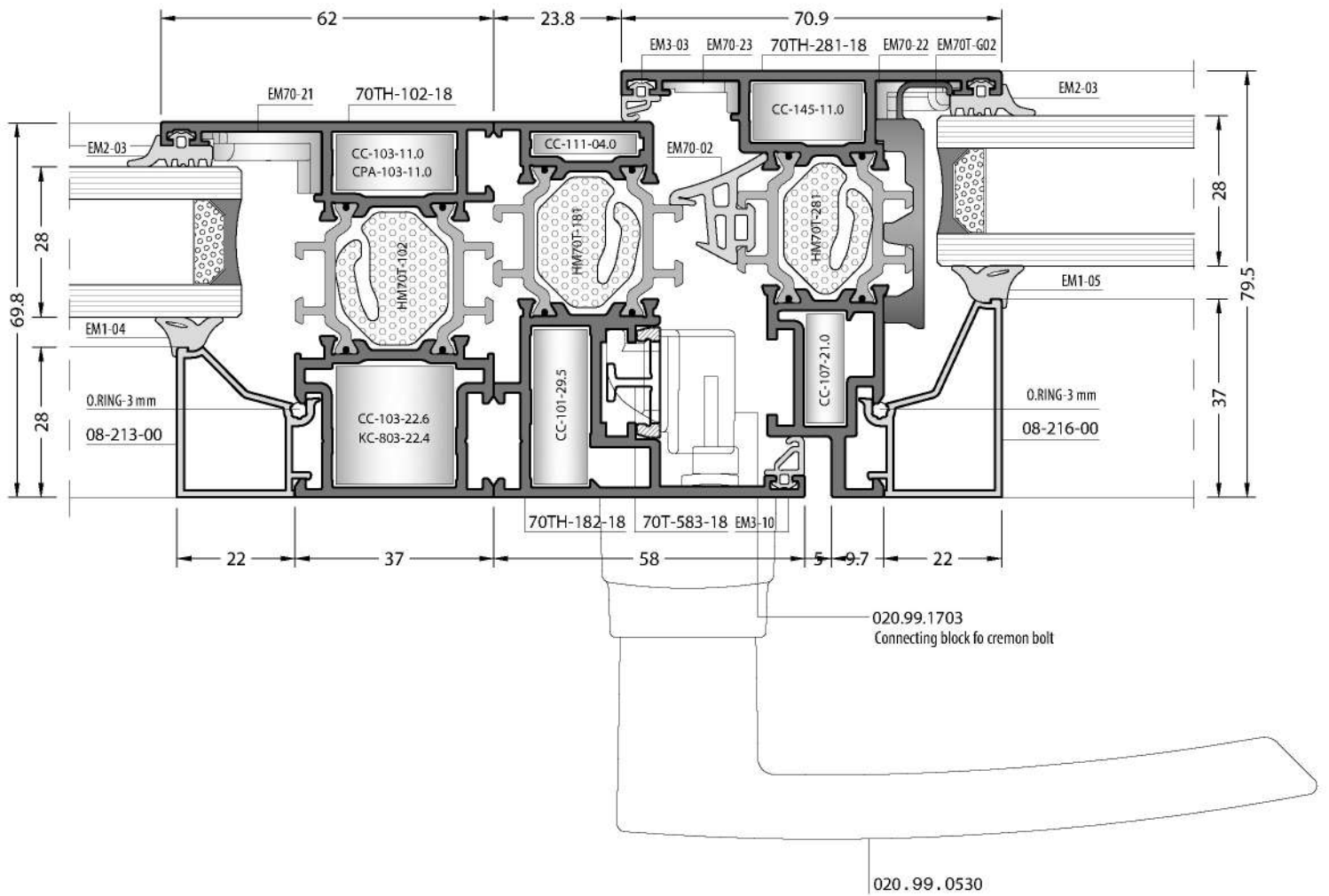
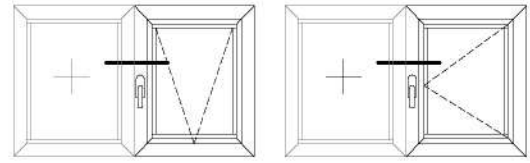












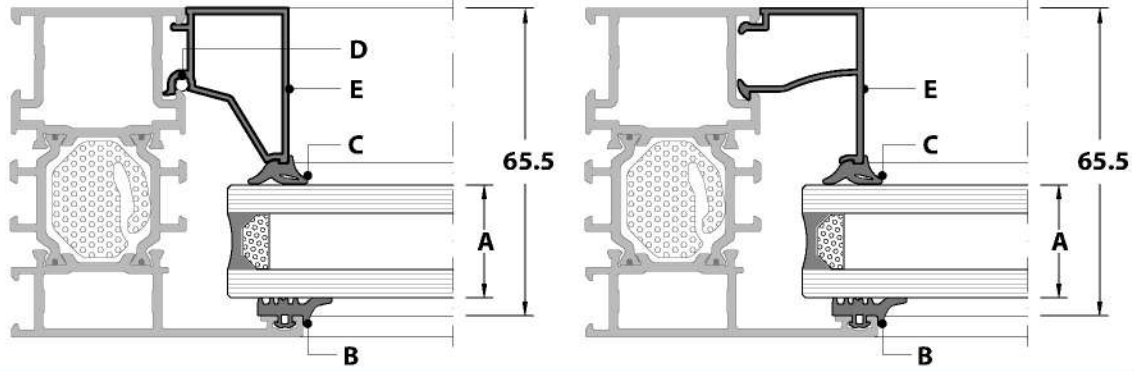
Not scaled / Ölçeksizdir

GLAZING TABLES
CAM TABLOLARI

ALL FRAMES AND MULLIONS / TÜM KASA VE ORTA KAYITLAR

SAFETY GLAZING BEAD
GÜVENLİKLİ CAM ÇİTASI

STANDARD GLAZING BEAD
STANDART CAM ÇİTASI



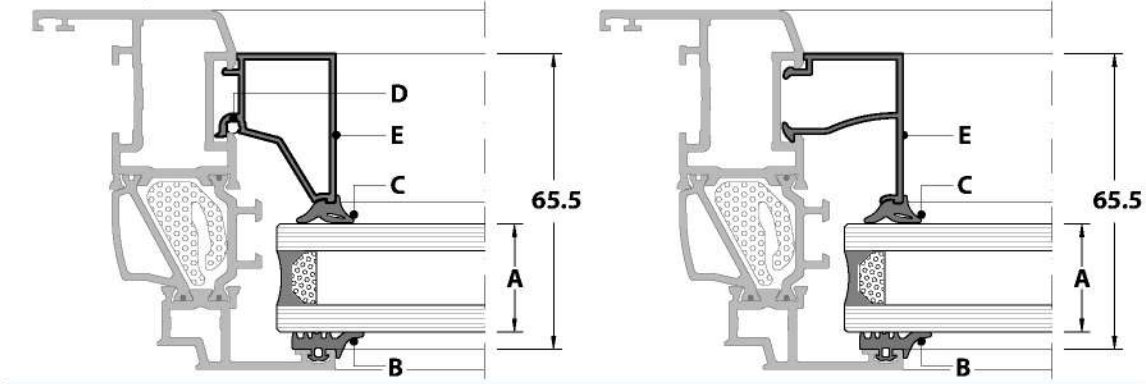
A	B	C	D	E	E
GLAZING THICKNESS CAM KALINLIĞI	OUTSIDE GLASS GASKET DIŞ CAM FİTİLİ	INSIDE GLASS GASKET İÇ CAM FİTİLİ	SAFETY GLAZING BEAD GÜVENLİKLİ CAM ÇİTASI		STANDART GLAZING BEAD STANDART CAM ÇİTASI
20 mm	EM2-03	EM1-03	O.RING-3 mm	08-216-00	-
22 mm	EM2-03	EM1-05	O.RING-3 mm	08-215-00	08-115-00
23 mm		EM1-04			
24 mm		EM1-03			
25 mm	EM2-03	EM1-05	O.RING-3 mm	08-217-00	08-117-00
26 mm		EM1-04			
27 mm		EM1-03			
27 mm	EM2-03	EM1-05	O.RING-3 mm	08-213-00	08-113-00
28 mm		EM1-04			
29 mm		EM1-03			
30 mm	EM2-03	EM1-05	O.RING-3 mm	08-212-00	08-112-00
31 mm		EM1-04			
32 mm		EM1-03			
33 mm	EM2-03	EM1-05	O.RING-3 mm	08-209-00	08-109-00
34 mm		EM1-04			
35 mm		EM1-03			
36 mm	EM2-03	EM1-05	O.RING-3 mm	08-208-00	08-108-00
37 mm		EM1-04			
38 mm		EM1-03			
38 mm	EM2-03	EM1-05	O.RING-3 mm	08-207-00	08-107-00
39 mm		EM1-04			
40 mm		EM1-03			
41 mm	EM2-03	EM1-05	O.RING-3 mm	08-205-00	08-105-00
42 mm		EM1-04			
43 mm		EM1-03			

INSIDE OPENING OVAL SASHES / İÇE AÇILIR OVAL KANATLAR

**70T/TH-201-18
70T/TH-202-18**

SAFETY GLAZING BEAD
GÜVENLİKLİ CAM ÇİTASI

STANDARD GLAZING BEAD
STANDART CAM ÇİTASI



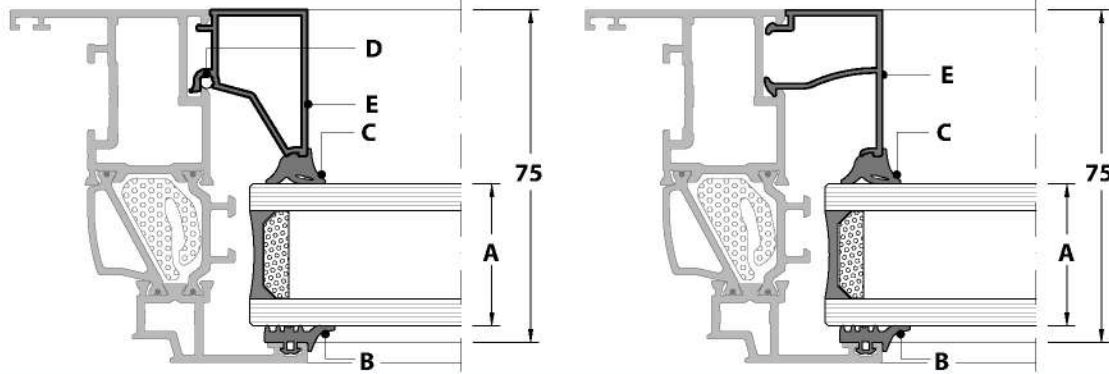
A	B	C	D	E	E
GLAZING THICKNESS CAM KALINLIĞI	OUTSIDE GLASS GASKET DIŞ CAM FİTİLİ	INSIDE GLASS GASKET İÇ CAM FİTİLİ	SAFETY GLAZING BEAD GÜVENLİKLİ CAM ÇİTASI	STANDART GLAZING BEAD STANDART CAM ÇİTASI	STANDART GLAZING BEAD STANDART CAM ÇİTASI
20 mm	EM2-03	EM1-03	O.RING-3 mm	08-216-00	-
22 mm	EM2-03	EM1-05	O.RING-3 mm	08-215-00	08-115-00
23 mm		EM1-04			
24 mm		EM1-03			
25 mm	EM2-03	EM1-05	O.RING-3 mm	08-217-00	08-117-00
26 mm		EM1-04			
27 mm		EM1-03			
27 mm	EM2-03	EM1-05	O.RING-3 mm	08-213-00	08-113-00
28 mm		EM1-04			
29 mm		EM1-03			
30 mm	EM2-03	EM1-05	O.RING-3 mm	08-212-00	08-112-00
31 mm		EM1-04			
32 mm		EM1-03			
33 mm	EM2-03	EM1-05	O.RING-3 mm	08-209-00	08-109-00
34 mm		EM1-04			
35 mm		EM1-03			
36 mm	EM2-03	EM1-05	O.RING-3 mm	08-208-00	08-108-00
37 mm		EM1-04			
38 mm		EM1-03			
38 mm	EM2-03	EM1-05	O.RING-3 mm	08-207-00	08-107-00
39 mm		EM1-04			
40 mm		EM1-03			
41 mm	EM2-03	EM1-05	O.RING-3 mm	08-205-00	08-105-00
42 mm		EM1-04			
43 mm		EM1-03			

INSIDE OPENING DÜZ SASHES / İÇE AÇILIR DÜZ KANATLAR

70T/TH-216-18
70T/TH-211-18 70T/TH-262-18
70T/TH-212-18 70T/TH-266-18

SAFETY GLAZING BEAD
GÜVENLİKLİ CAM ÇİTASI

STANDARD GLAZING BEAD
STANDART CAM ÇİTASI



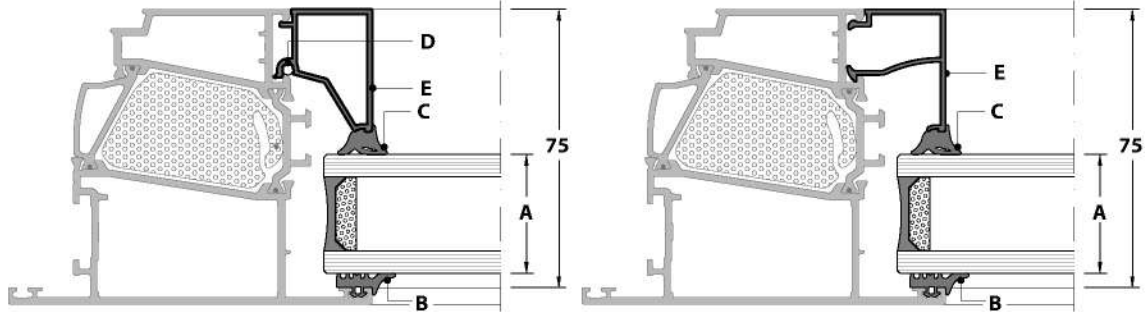
A	B	C	D	E	
GLAZING THICKNESS CAM KALINLIĞI	OUTSIDE GLASS GASKET DIŞ CAM FİTİLİ	INSIDE GLASS GASKET İÇ CAM FİTİLİ	SAFETY GLAZING BEAD GÜVENLİKLİ CAM ÇİTASI	STANDART GLAZING BEAD STANDART CAM ÇİTASI	
20 mm	EM2-03	EM1-05	O.RING-3 mm	08-223-00	-
22 mm		EM1-03			
23 mm	EM2-03	EM1-05	O.RING-3 mm	08-221-00	-
24 mm		EM1-04			
25 mm		EM1-03			
25 mm	EM2-03	EM1-05	O.RING-3 mm	08-222-00	-
26 mm		EM1-04			
27 mm		EM1-03			
28 mm	EM2-03	EM1-05	O.RING-3 mm	08-216-00	08-116-00
29 mm		EM1-04			
30 mm		EM1-03			
32 mm	EM2-03	EM1-05	O.RING-3 mm	08-215-00	08-115-00
33 mm		EM1-04			
34 mm		EM1-03			
35 mm	EM2-03	EM1-05	O.RING-3 mm	08-217-00	08-117-00
36 mm		EM1-04			
37 mm		EM1-03			
37 mm	EM2-03	EM1-05	O.RING-3 mm	08-213-00	08-113-00
38 mm		EM1-04			
39 mm		EM1-03			
40 mm	EM2-03	EM1-05	O.RING-3 mm	08-212-00	08-112-00
41 mm		EM1-04			
42 mm		EM1-03			
43 mm	EM2-03	EM1-05	O.RING-3 mm	08-209-00	08-109-00

OUTSIDE OPENING DÜZ SASHES / DIŐA AÇILIR DÜZ KANATLAR

70T/TH-217-18

70T/TH-272-18


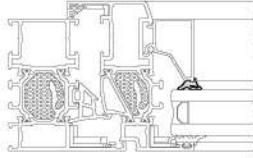

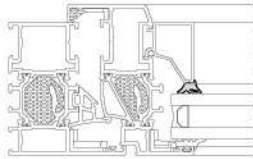

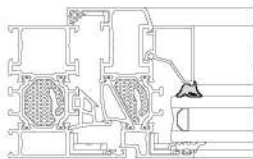

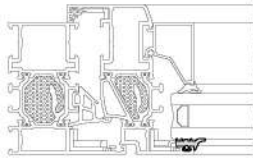

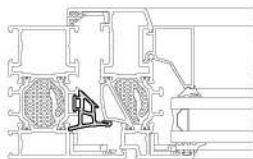

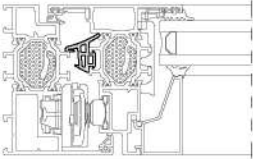

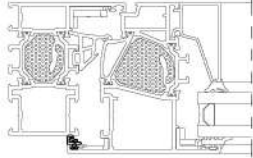

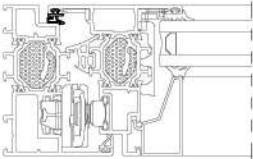
SAFETY GLAZING BEAD
GÜVENLİKLİ CAM ÇİTASI

STANDARD GLAZING BEAD
STANDART CAM ÇİTASI



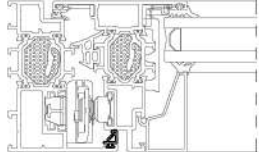

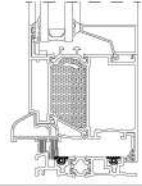
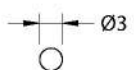
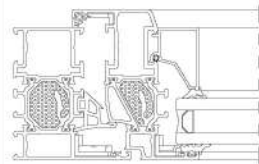

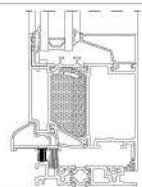


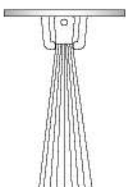
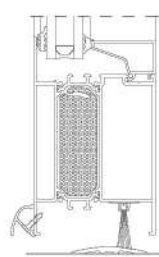
A	B	C	D	E	
GLAZING THICKNESS CAM KALINLIĐI	OUTSIDE GLASS GASKET DIŐA CAM FİTİLİ	INSIDE GLASS GASKET İÇ CAM FİTİLİ	SAFETY GLAZING BEAD GÜVENLİKLİ CAM ÇİTASI	STANDART GLAZING BEAD STANDART CAM ÇİTASI	
20 mm	EM2-03	EM1-05	O.RING-3 mm	08-223-00	-
22 mm		EM1-03			
23 mm	EM2-03	EM1-05	O.RING-3 mm	08-221-00	-
24 mm		EM1-04			
25 mm		EM1-03			
25 mm	EM2-03	EM1-05	O.RING-3 mm	08-222-00	-
26 mm		EM1-04			
27 mm		EM1-03			
28 mm	EM2-03	EM1-05	O.RING-3 mm	08-216-00	-
29 mm		EM1-04			
30 mm		EM1-03			
32 mm	EM2-03	EM1-05	O.RING-3 mm	08-215-00	08-115-00
33 mm		EM1-04			
34 mm		EM1-03			
35 mm	EM2-03	EM1-05	O.RING-3 mm	08-217-00	08-117-00
36 mm		EM1-04			
37 mm		EM1-03			
37 mm	EM2-03	EM1-05	O.RING-3 mm	08-213-00	08-113-00
38 mm		EM1-04			
39 mm		EM1-03			
40 mm	EM2-03	EM1-05	O.RING-3 mm	08-212-00	08-112-00
41 mm		EM1-04			
42 mm		EM1-03			
43 mm	EM2-03	EM1-05	O.RING-3 mm	08-209-00	08-109-00

ACCESSORIES
AKSESUARLAR


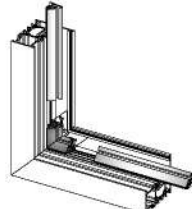
GASKETS / FITİLLER

CODE / KOD	DRAWING / ÇİZİM	APPLICATION UYGULAMA	DESCRIPTION AÇIKLAMA	MATERIAL MALZEME	WEIGHT AĞIRLIK Kg/m	IN ONE PACKAGE PAKET MIKTARI
EM1-03			Glazing Gasket Inside İç Cam Fitili	EPDM	0.050	300 m
EM1-04			Glazing Gasket Inside İç Cam Fitili	EPDM	0.065	230 m
EM1-05			Glazing Gasket Inside İç Cam Fitili	EPDM	0.071	210 m
EM2-03			Glazing Gasket Outside Dış Cam Fitili	EPDM	0.069	215 m
EM70-01			Central Gasket Tozluk Fitili	EPDM	0.170	75 m
EM70-02			Central Gasket Tozluk Fitili	EPDM	0.145	75 m
EM3-03			Acoustical Gasket Bini Fitili	EPDM	0.031	400 m
EM3-09			Acoustical Gasket Bini Fitili	EPDM	0.040	300 m


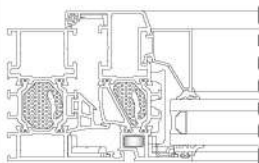

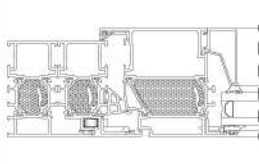

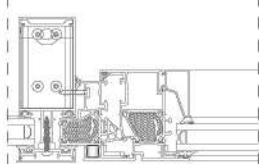

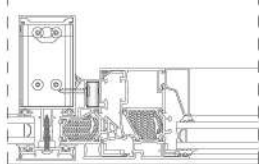

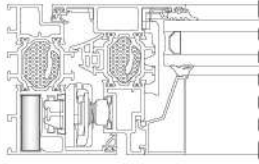

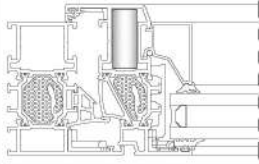

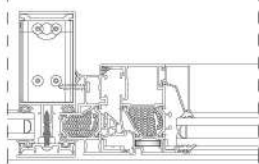

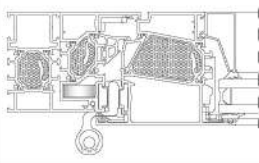

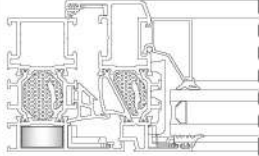
GASKETS / FITİLLER

CODE / KOD	DRAWING / ÇİZİM	APPLICATION UYGULAMA	DESCRIPTION AÇIKLAMA	MATERIAL MALZEME	WEIGHT AĞIRLIK Kg/m	IN ONE PACKAGE PAKET MİKTARI
EM3-10			Acoustical Gasket Bini Fitolu	EPDM	0.036	350 m
EM84-410			Gasket Fitolu	EPDM	0.030	500 m
O.RING-3 mm			Foam Gasket Sünger Fitolu	EPDM	0.005	100 m
PB-7-1000			Brush / Fırça (10 mm)	-	-	200 m
PB-7-1500			Brush / Fırça (15 mm)	-	-	200 m
AKF-195 B			Brush / Fırça (35 mm)	-	-	90cm / 100 cm


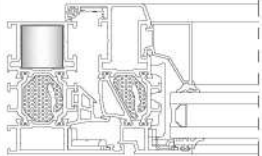

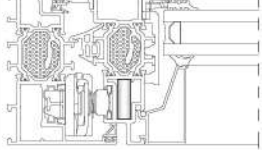

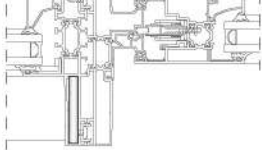

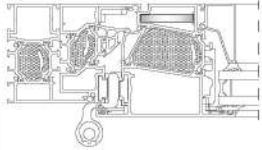

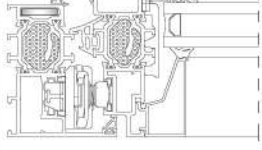

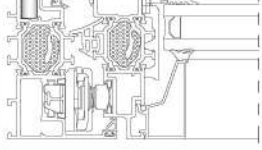

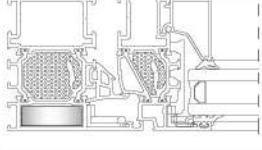

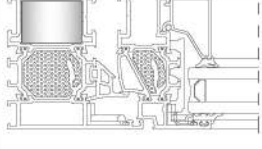

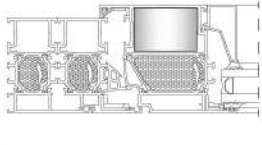
ENJECTION CORNER / ENJEKSİYON KÖŞE

CODE / KOD	DRAWING / ÇİZİM	APPLICATION UYGULAMA	DESCRIPTION AÇIKLAMA	MATERIAL MALZEME	WEIGHT AĞIRLIK Kg/m	IN ONE PACKAGE PAKET MİKTARI
EM70-C01			-	EPDM	-	Pieces / Adet


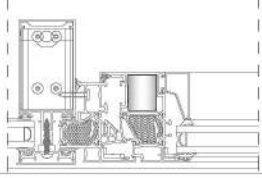

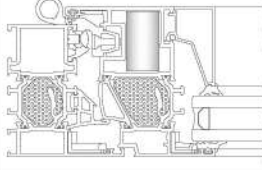

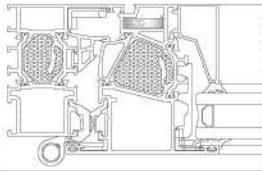

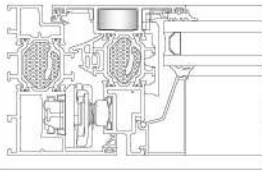

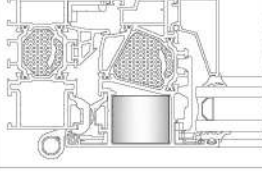

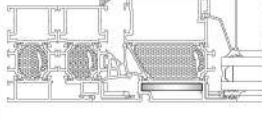

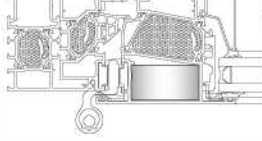
PRESS CORNER JOINTS / PRES KÖŞE BAĞLANTILAR

CODE / KOD	DRAWING / ÇİZİM	APPLICATION / UYGULAMA	PROFILE CODE PROFIL KOD	CUTTING SIZE KESİM ÖLÇÜSÜ	APPLICATION PROFILES ÇALIŞTIĞI PROFİLLER
CC-101-05.7			09-101-00	5.7 mm	70T/TH-201-18 70T/TH-211-18
CC-101-06.3			09-101-00	6.3 mm	70T/TH-404-18
CC-101-10.9			09-101-00	10.9 mm	70T/TH-141-18 70T/TH-301-18 70T/TH-507-18
CC-101-22.7			09-101-00	22.7 mm	70T/TH-141-18 70T/TH-301-18 70T/TH-507-18
CC-101-29.5			09-101-00	29.5 mm	70T/TH-181-18 70T/TH-182-18 70T/TH-582-18
CC-102-32.1			09-102-00	32.1 mm	70T/TH-201-18 70T/TH-211-18
CC-103-05.7			09-103-00	5.7 mm	70T/TH-202-18 70T/TH-212-18 70T/TH-262-18
CC-103-09.2			09-103-00	9.2 mm	70T/TH-502-18
CC-103-11.0			09-103-00	11.0 mm	70T/TH-102-18 70T/TH-112-18 70T/TH-122-18 70T/TH-302-18 70T/TH-322-18 70T/TH-404-18 70T/TH-502-18

PRESS CORNER JOINTS / PRES KÖŞE BAĞLANTILAR

CODE / KOD	DRAWING / ÇİZİM	APPLICATION / UYGULAMA	PROFILE CODE PROFİL KOD	CUTTING SIZE KESİM ÖLÇÜSÜ	APPLICATION PROFILES ÇALIŞTIĞI PROFİLLER
CC-103-22.6			09-103-00	22.6 mm	70T/TH-102-18 70T/TH-122-18 70T/TH-302-18 70T/TH-322-18 70T/TH-404-18
CC-107-21.0			09-107-00	21.0 mm	70T/TH-281-18
CC-107-50.2			09-107-00	50.2 mm	70T/TH-141-18
CC-108-05.7			09-108-00	5.7 mm	70T/TH-217-18
CC-111-04.0			09-111-00	04.0 mm	70T-182-18
CC-119-13.5			09-119-00	13.5 mm	70T-181-18
CC-124-11.0			09-124-00	11 mm	70T/TH-103-18 70T/TH-109-18 70T/TH-303-18
CC-124-22.6			09-124-00	22.6 mm	70T/TH-103-18 70T/TH-109-18 70T/TH-303-18
CC-131-32.1			09-131-00	32.1 mm	70T/TH-216-18


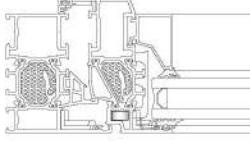

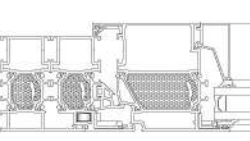

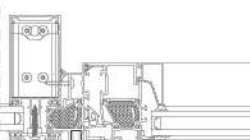

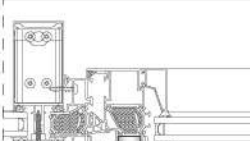

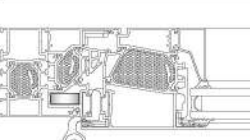

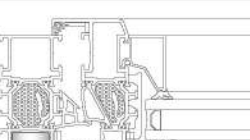

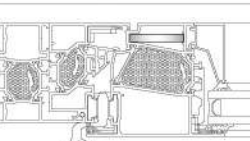

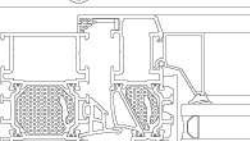

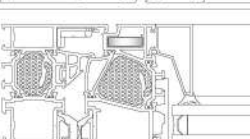

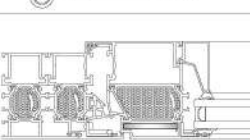
PRESS CORNER JOINTS / PRES KÖŞE BAĞLANTILAR

CODE / KOD	DRAWING / ÇİZİM	APPLICATION / UYGULAMA	PROFILE CODE PROFIL KOD	CUTTING SIZE KESİM ÖLÇÜSÜ	APPLICATION PROFILES ÇALIŞTIĞI PROFİLLER
CC-143-32.1			09-143-00	32.1 mm	70T/TH-202-18 70T/TH-212-18
CC-144-32.1			09-144-00	32.1 mm	70T/TH-262-18
CC-145-05.7			09-145-00	5.7 mm	70T/TH-272-18
CC-145-11.0			09-145-00	11 mm	70T/TH-281-18
CC-146-25.6			09-146-00	25.6 mm	70T/TH-272-18
CC-147-05.7			09-147-00	5.7 mm	70T/TH-216-18
CC-148-25.6			09-148-00	25.6 mm	70T/TH-217-18


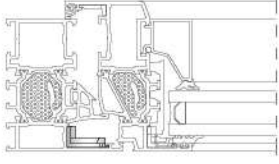

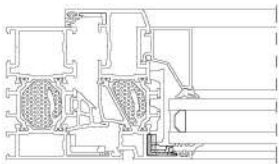

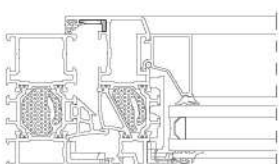

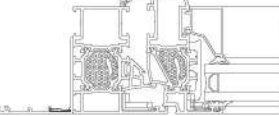

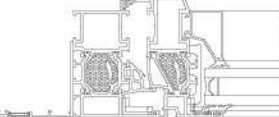
MECHANICAL CORNER JOINTS / MEKANİK KÖŞE BAĞLANTILAR

CODE / KOD	DRAWING / ÇİZİM	APPLICATION / UYGULAMA	PROFILE CODE PROFIL KOD	CUTTING SIZE KESİM ÖLÇÜSÜ	APPLICATION PROFILES ÇALIŞTIĞI PROFİLLER
KC-801-22.4			09-801-00	22.4 mm	70T/TH-141-18 70T/TH-301-18 70T/TH-507-18
KC-802-31.9			09-802-00	31.9 mm	70T/TH-201-18 70T/TH-211-18
KC-803-22.4			09-803-00	22.4 mm	70T/TH-102-18 70T/TH-112-18 70T/TH-122-18 70T/TH-302-18 70T/TH-322-18 70T/TH-404-18 70T/TH-502-18
KC-806-31.9			09-806-00	31.9 mm	70T/TH-262-18
KC-807-31.9			09-807-00	31.9 mm	70T/TH-202-18 70T/TH-212-18
KC-808-25.4			09-808-00	25.4 mm	70T/TH-272-18
KC-809-22.4			09-809-00	22.4 mm	70T/TH-103-18 70T/TH-109-18 70T/TH-303-18
KC-810-25.4			09-810-00	22.8 mm	70T/TH-217-18
KC-810-31.9			09-810-00	31.9 mm	70T/TH-216-18

PRESS CORNER JOINTS / PRES KÖŞE BAĞLANTILAR

CODE / KOD	DRAWING / ÇİZİM	APPLICATION / UYGULAMA	PROFILE CODE PROFIL KOD	CUTTING SIZE KESİM ÖLÇÜSÜ	APPLICATION PROFILES ÇALIŞTIĞI PROFİLLER
CPA-101-05.7			09-101-00	5.7 mm	70T/TH-201-18 70T/TH-211-18
CPA-101-06.3			09-101-00	6.3 mm	70T/TH-404-18
CPA-101-10.9			09-101-00	10.9 mm	70T/TH-301-18 70T/TH-507-18
CPA-103-05.7			09-103-00	5.7 mm	70T/TH-202-18
CPA-103-09.2			09-103-00	09.2 mm	70T/TH-502-18
CPA-103-11.0			09-103-00	11.0 mm	70T/TH-102-18 70T/TH-112-18 70T/TH-122-18 70T/TH-302-18 70T/TH-322-18 70T/TH-502-18
CPA-108-05.7			09-108-00	5.7 mm	70T/TH-217-18
CPA-124-11.0			09-124-00	11.0 mm	70T/TH-103-18 70T/TH-109-18 70T/TH-303-18
CPA-145-05.7			09-145-00	5.7 mm	70T/TH-272-18
CPA-147-05.7			09-147-00	5.7 mm	70T/TH-216-18

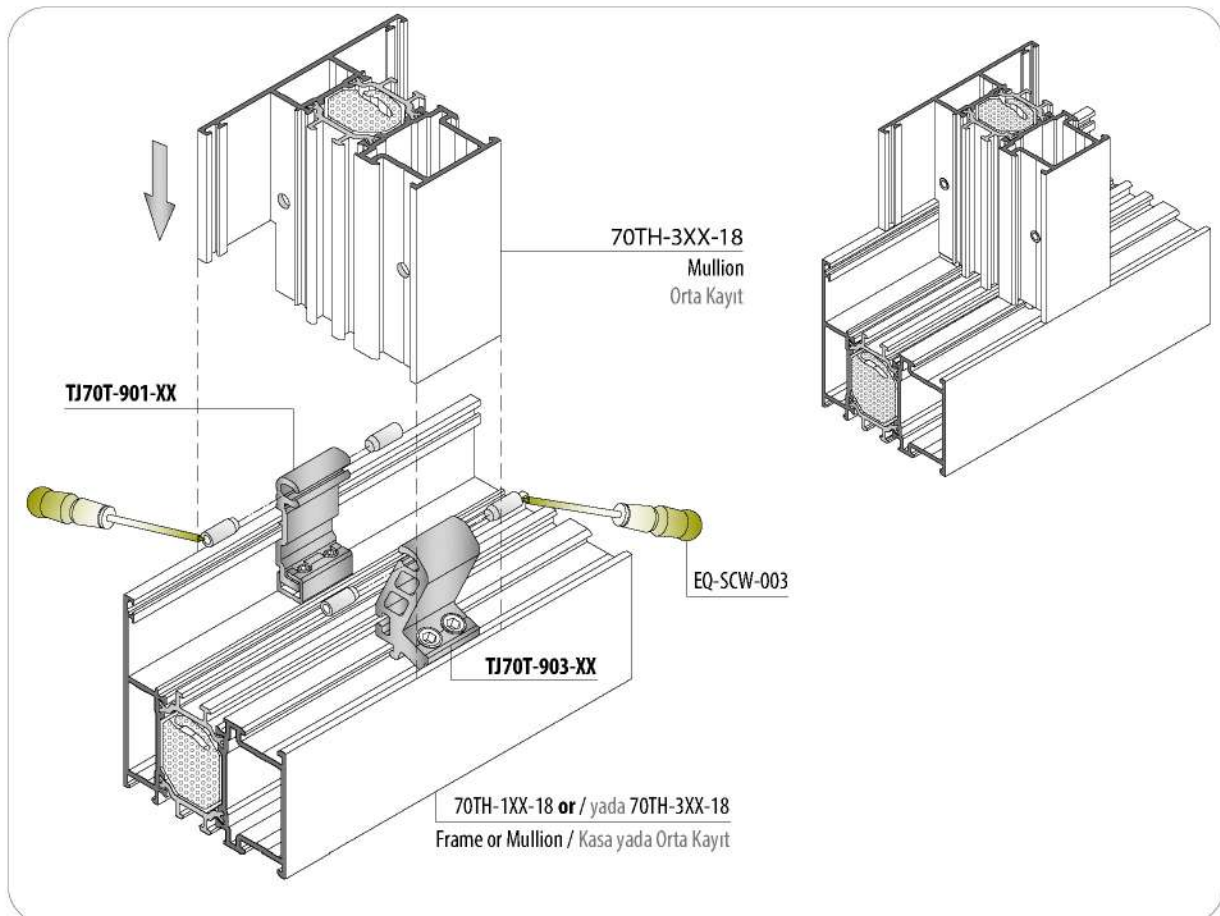
CORNER ALIGNMENT / KÖŞE GÖNYE

PACKAGE CODE PAKET KODU	DRAWING / ÇİZİM	APPLICATION / UYGULAMA	DESCRIPTION AÇIKLAMA	MATERIAL MALZEME	APPLICATION PROFILES ÇALIŞTIĞI PROFİLLER
EM70-21			PVC CornerAlignment PVC Köşe Gönye	PVC	70T/TH-102-18 70T/TH-112-18 70T/TH-122-18 70T/TH-103-18 70T/TH-109-18 70T/TH-141-18 70T/TH-301-18 70T/TH-302-18 70T/TH-322-18 70T/TH-303-18 70T/TH-404-18 70T/TH-502-18 70T/TH-507-18
EM70-22			PVC CornerAlignment PVC Köşe Gönye	PVC	70T/TH-201-18 70T/TH-202-18 70T/TH-211-18 70T/TH-212-18 70T/TH-216-18 70T/TH-217-18 70T/TH-262-18 70T/TH-272-18 70T/TH-281-18
EM70-23			PVC CornerAlignment PVC Köşe Gönye	PVC	70T/TH-201-18 70T/TH-202-18 70T/TH-211-18 70T/TH-212-18 70T/TH-216-18 70T/TH-217-18 70T/TH-262-18 70T/TH-272-18 70T/TH-281-18
LC-122			Die-Cast Alignment Corner Alignment Döküm Köşe Gönye	DIE-CAST DÖKÜM	70T/TH-105-18 70T/TH-107-18 70T/TH-108-18
MK-20.1			Metal Corner Alignment Metal Köşe gönye	METAL	70T/TH-112-18 70T/TH-122-18 07-102-00 07-103-00 07-108-015

T JUNCTION (MONTAGE TO FRAME) / T BAĞLANTI (KASAYA)

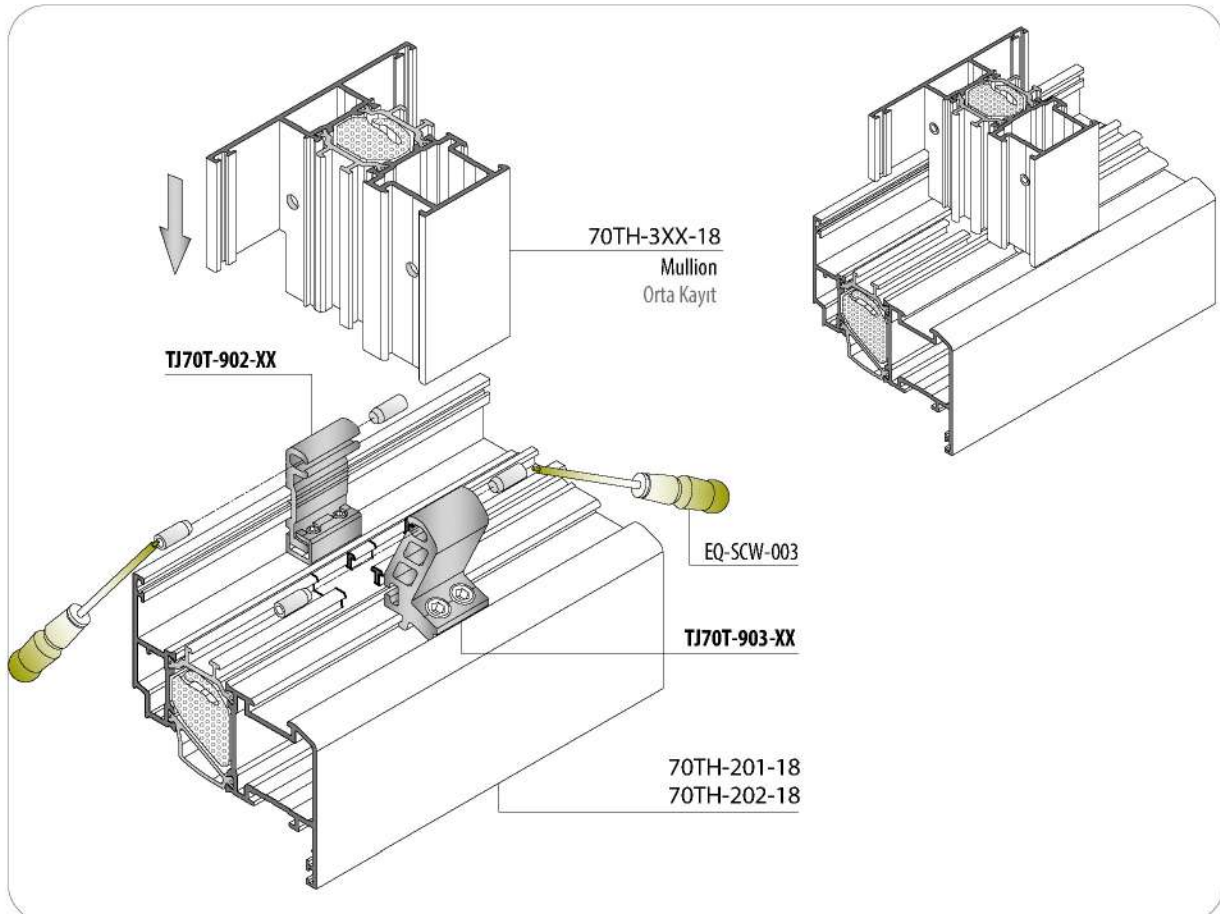
APPLICATION PROFILES ÇALIŞTIĞI PROFİLLER	PACKAGE CODE PAKET KODU	WIEV RESİM	PROFILE CODE PROFİL KODU	CUTTING SIZE KESİM ÖLÇÜSÜ
70T/TH-301-18	TJ70T-901-10.4		70T-901-00	10.4 mm
	TJ70T-903-10.4		70T-903-00	10.4 mm
70T/TH-302-18 70T/TH-322-18	TJ70T-901-22.4		70T-901-00	22.4 mm
	TJ70T-903-22.4		70T-903-00	22.4 mm
70T/TH-303-18	TJ70T-901-32.4		70T-901-00	32.4 mm
	TJ70T-903-32.4		70T-903-00	32.4 mm

APPLICATION / UYGULAMA



T JUNCTION MONTAGE TO (STANDARD SASH) / T BAĞLANTI (STANDART KANADA)

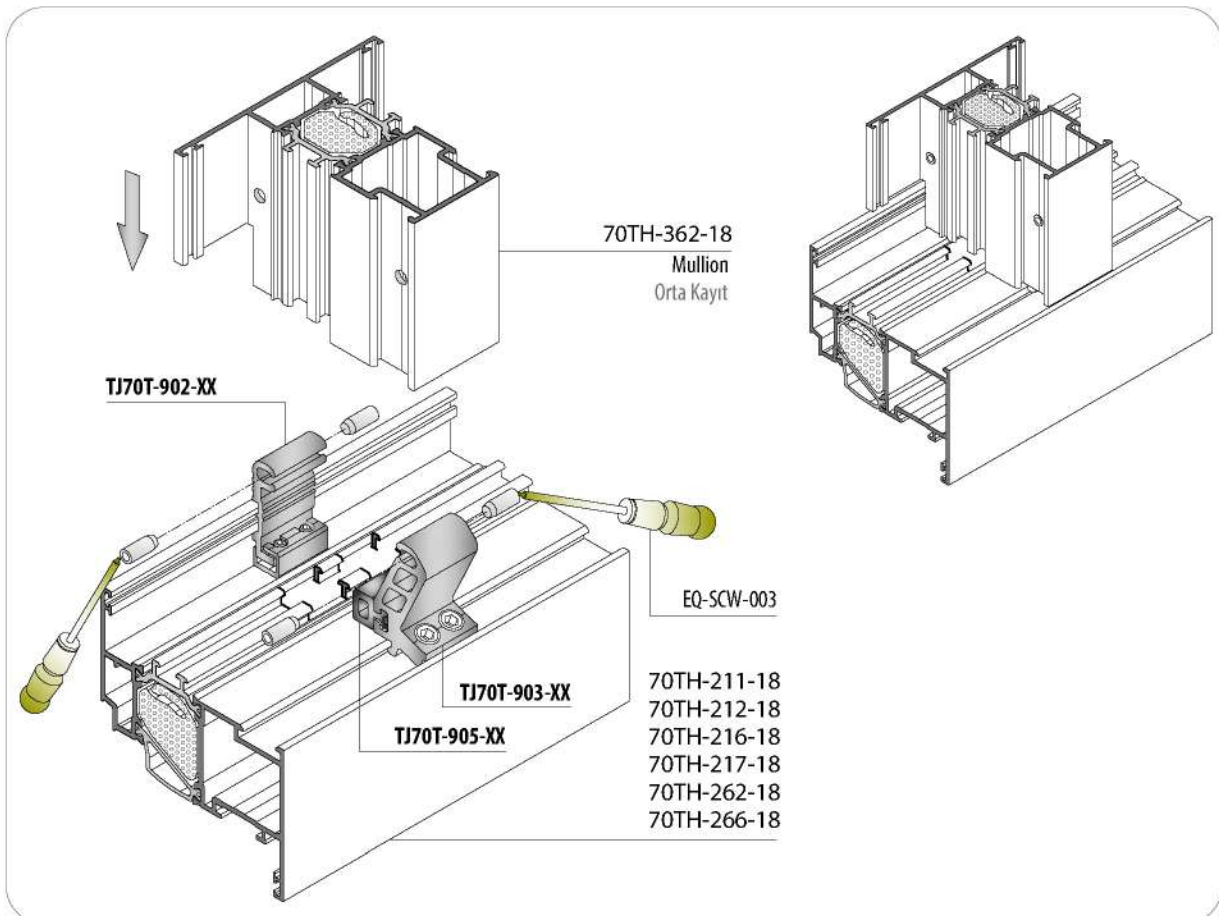
APPLICATION PROFILES ÇALIŞTIĞI PROFİLLER	PACKAGE CODE PAKET KODU	WIEV RESİM	PROFILE CODE PROFİL KOD	CUTTING SIZE KESİM ÖLÇÜSÜ
70T/TH-301-18	TJ70T-902-10.4		70T-902-00	10.4 mm
	TJ70T-903-10.4		70T-903-00	10.4 mm
70T/TH-302-18 70T/TH-322-18	TJ70T-902-22.4		70T-902-00	22.4 mm
	TJ70T-903-22.4		70T-903-00	22.4 mm
70T/TH-303-18	TJ70T-902-32.4		70T-902-00	32.4 mm
	TJ70T-903-32.4		70T-903-00	32.4 mm

APPLICATION / UYGULAMA



T JUNCTION MONTAGE TO (FLAT SASH) / T BAĞLANTI (DÜZ KANADA)

APPLICATION PROFILES ÇALIŞTIĞI PROFİLLER	PACKAGE CODE PAKET KODU	WIEV RESİM	PROFILE CODE PROFİL KOD	CUTTING SIZE KESİM ÖLÇÜSÜ
70T/TH-362-18	TJ70T-902-22.4		70T-902-00	22.4 mm
	TJ70T-903-22.4		70T-903-00	22.4 mm
	TJ70T-905-21.4		70T-905-00	21.4 mm

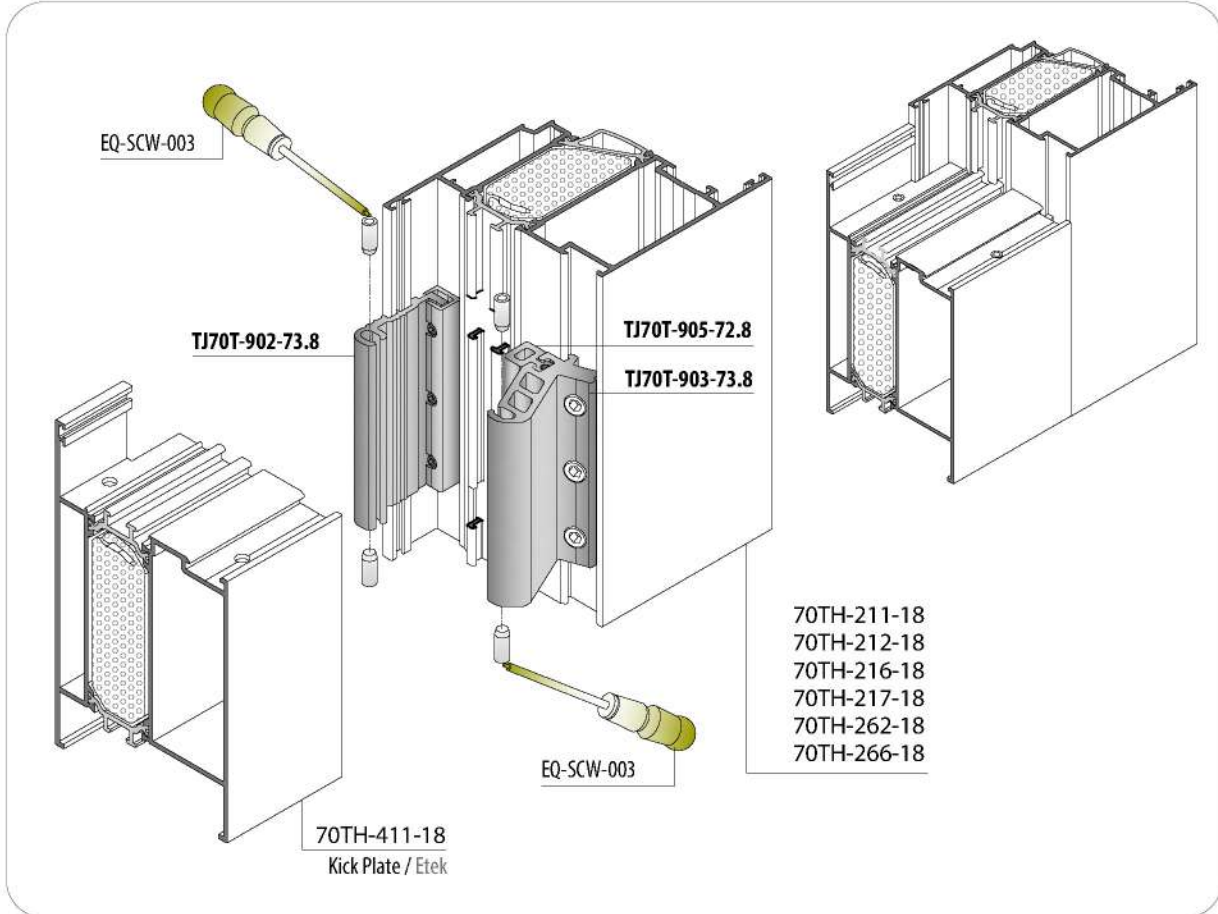
APPLICATION / UYGULAMA



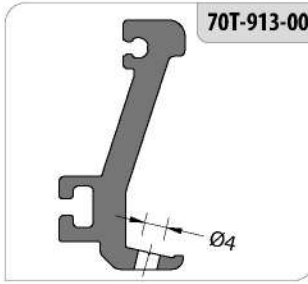
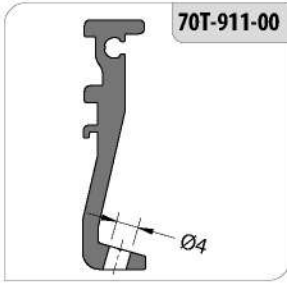
**T JUNCTION MONTAGE TO (FLAT SASH) / T BAĞLANTI (DÜZ KANADA)
KICK PLATE / ETEK**

APPLICATION PROFILES ÇALIŞTIĞI PROFİLLER	PACKAGE CODE PAKET KODU	WIEV RESİM	PROFILE CODE PROFİL KOD	CUTTING SIZE KESİM ÖLÇÜSÜ
70T/TH-411-18	TJ70T-902-73.8		70T-902-00	73.8 mm
	TJ70T-903-73.8		70T-903-00	73.8 mm
	TJ70T-905-72.8		70T-905-00	72.8 mm

APPLICATION / UYGULAMA

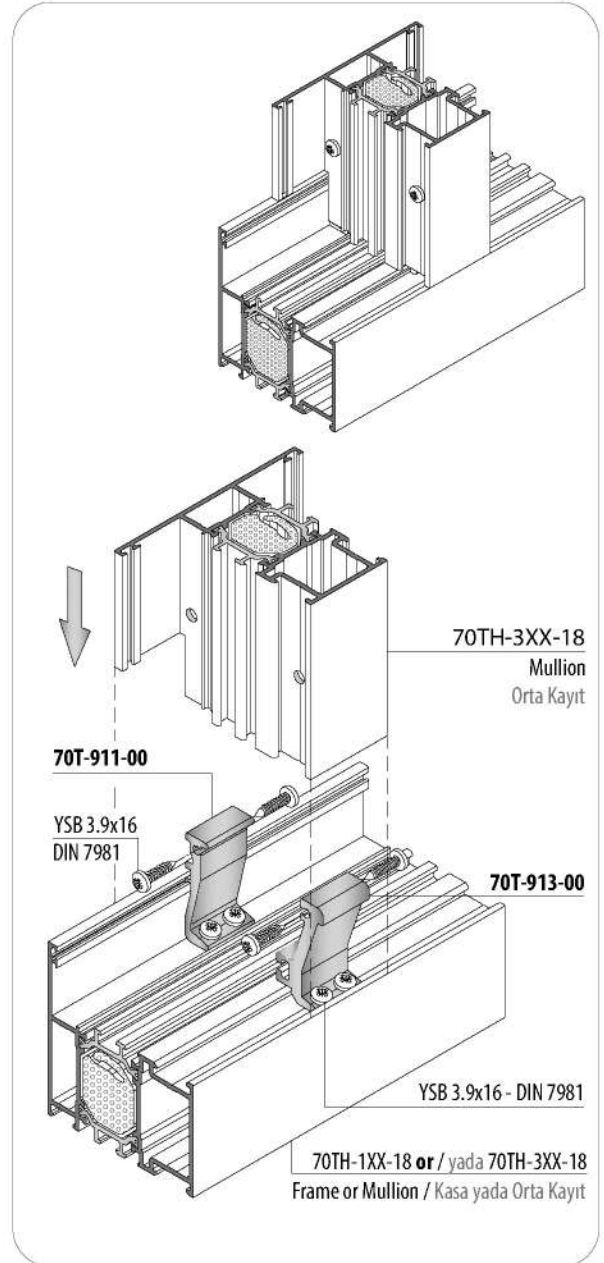


ALTERNATIVE T JUNCTION / ALTERNATIF T BAĞLANTI
T JUNCTION (MONTAGE TO FRAME) / T BAĞLANTI (KASAYA)

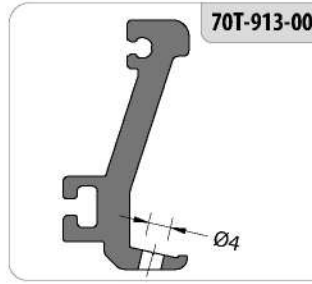
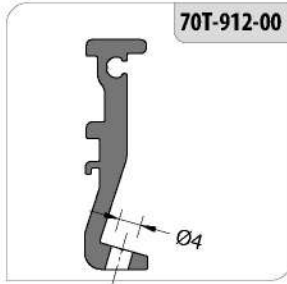


70T/TH-301-18		
70T/TH-302-18 70T/TH-322-18		
70T/TH-303-18		

APPLICATION / UYGULAMA

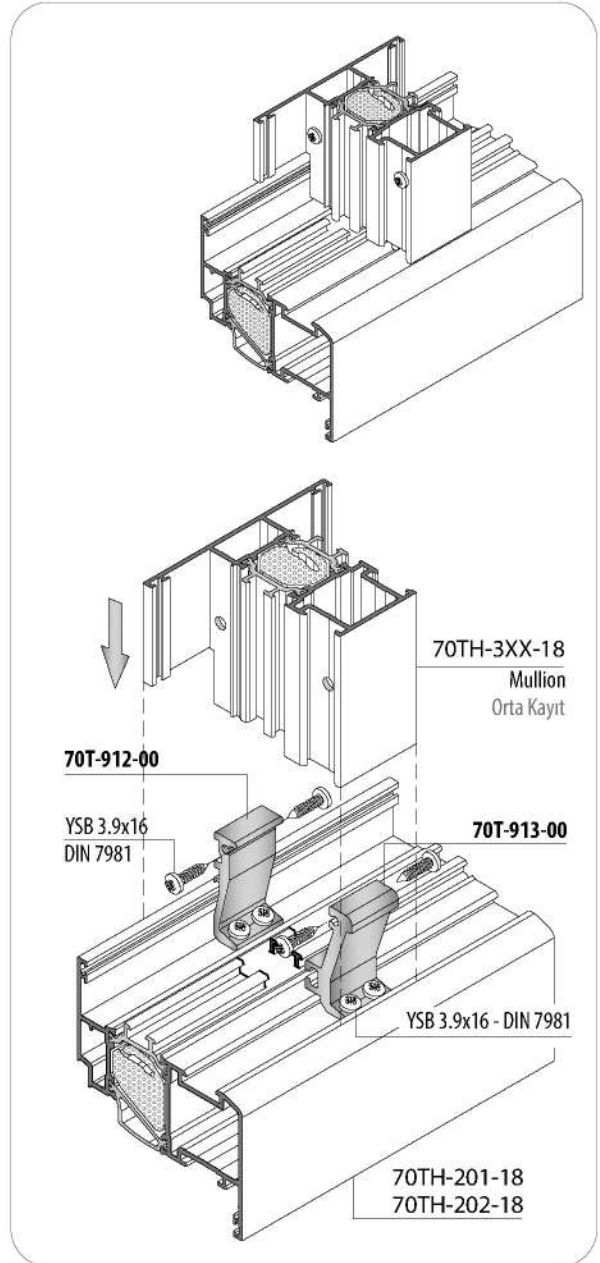


ALTERNATIVE T JUNCTION / ALTERNATIF T BAĞLANTI
T JUNCTION MONTAGE TO (STANDARD SASH) / T BAĞLANTI (STANDART KANADA)



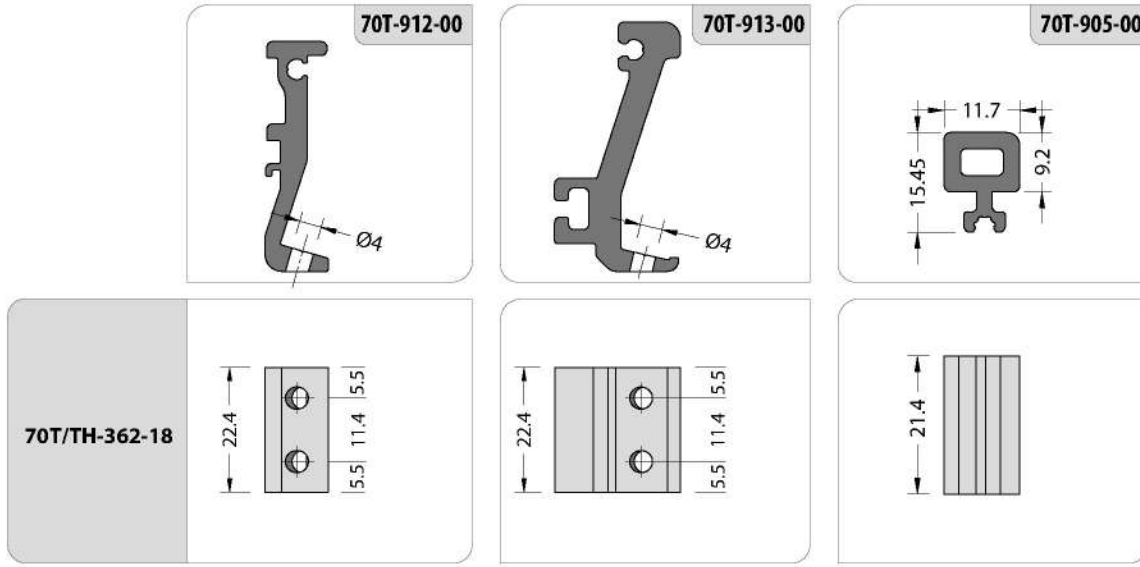
70T/TH-301-18	
70T/TH-302-18 70T/TH-322-18	
70T/TH-303-18	

APPLICATION / UYGULAMA

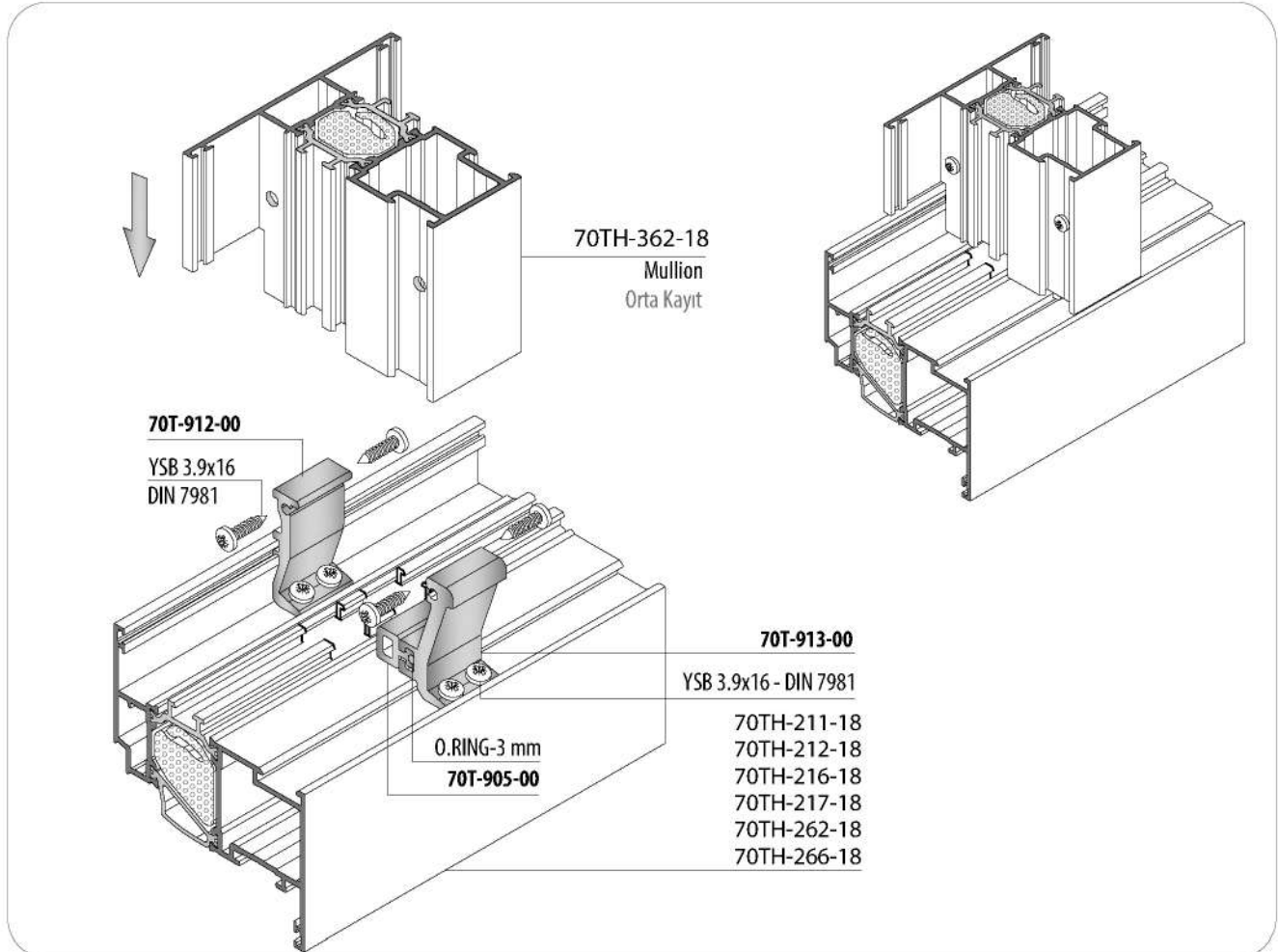


ALTERNATIVE T JUNCTION / ALTERNATIF T BAĞLANTI

T JUNCTION MONTAGE TO (FLAT SASH) / T BAĞLANTI (DÜZ KANADA)

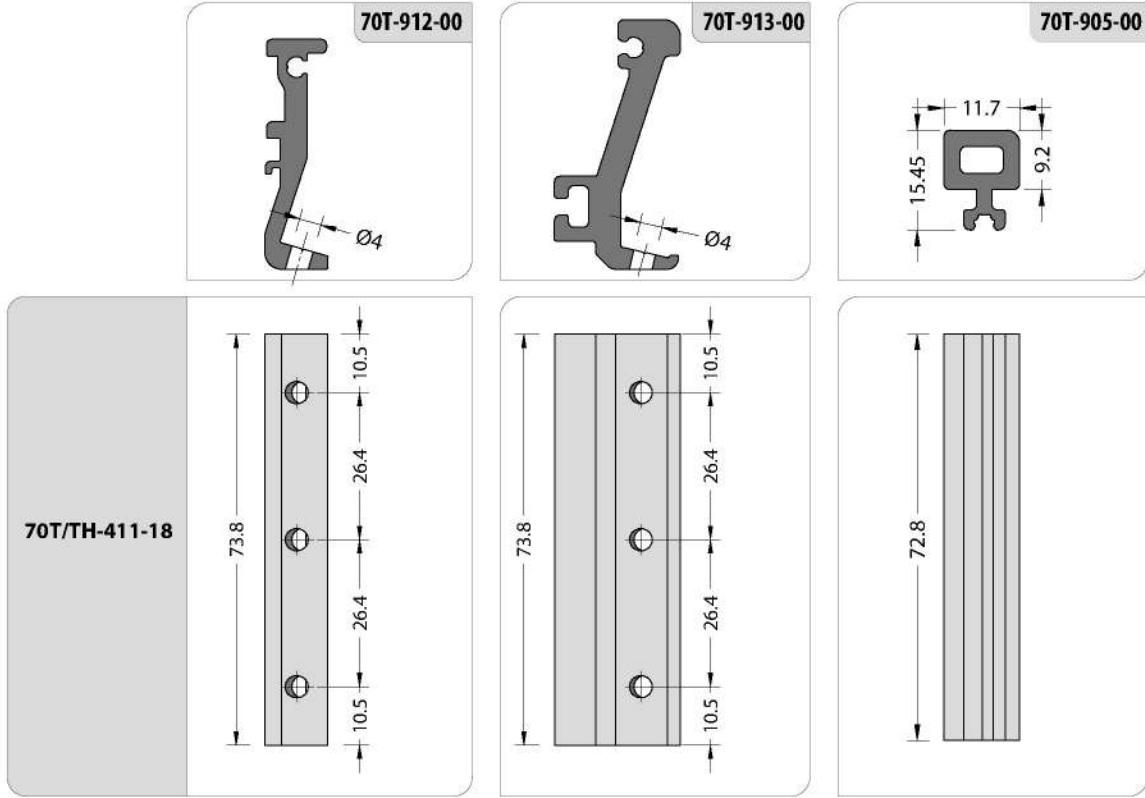


APPLICATION / UYGULAMA

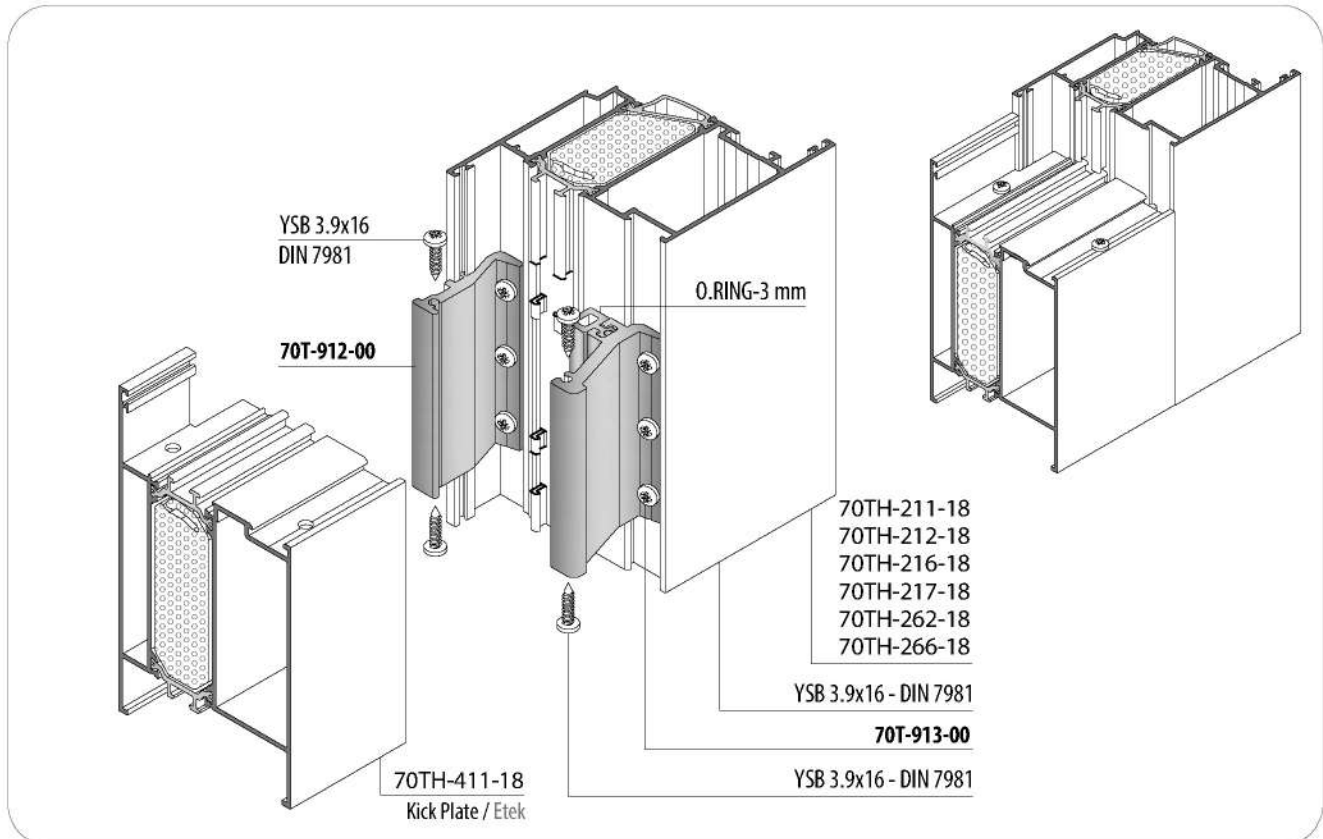


ALTERNATIVE T JUNCTION / ALTERNATIF T BAĞLANTI
T JUNCTION MONTAGE TO (FLAT SASH) / T BAĞLANTI (DÜZ KANADA)


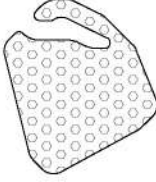




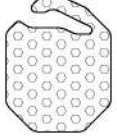




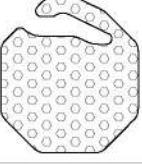
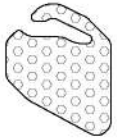
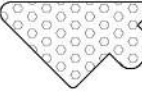

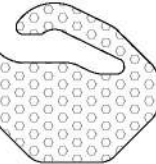
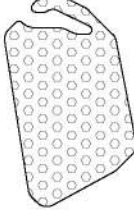

KICK PLATE / ETEK




APPLICATION / UYGULAMA



EPS KÖPÜK / EPS KÖPÜK

CODE KOD	DRAWING ÇİZİM	APPLICATION PROFILES ÇALIŞTIĞI PROFİLLER	SIZE ÖLÇÜ (Meter / Metre)	CODE KOD	DRAWING ÇİZİM	APPLICATION PROFILES ÇALIŞTIĞI PROFİLLER	SIZE ÖLÇÜ (Meter / Metre)
HM70T-101		70TH-141-18 70TH-301-18	2	HM70T-272		70TH-272-18	2
HM70T-181		70TH-181-18 70TH-182-18	2	HM70T-411		70TH-411-18	2
HM70T-102		70TH-102-18 70TH-112-18 70TH-122-18 70TH-302-18 70TH-322-18 70TH-362-18 70TH-404-18	2	HM70T-501		70TH-501-18 70TH-551-18	2
HM70T-103		70TH-103-18 70TH-303-18	2	HM70T-502		70TH-502-18	2
HM70T-201		70T/TH-201-18 70T/TH-211-18	2	HM70T-507		70TH-507-18	2
HM70T-281		70T/TH-281-18	2	HM70T-508A		70TH-508-20	2
HM70T-202		70T/TH-202-18 70T/TH-212-18 70T/TH-262-18	2	HM70T-508B		70TH-508-20	2
HM70T-206		70T/TH-216-18	2	HM70T-582		70TH-582-18	2
HM70T-217		70T/TH-217-18	2	HM70T-3801		50FH-3801-00	2



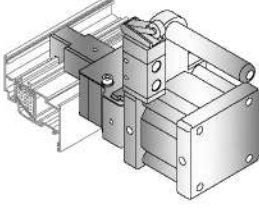

EPS KÖPÜK / EPS KÖPÜK

CODE KOD	DRAWING ÇİZİM	APPLICATION PROFILES ÇALIŞTIĞI PROFİLLER	SIZE ÖLÇÜ (Meter / Metre)
HM70T-109		70TH-109-18	2

ACCESSORIES / AKSESUARLAR

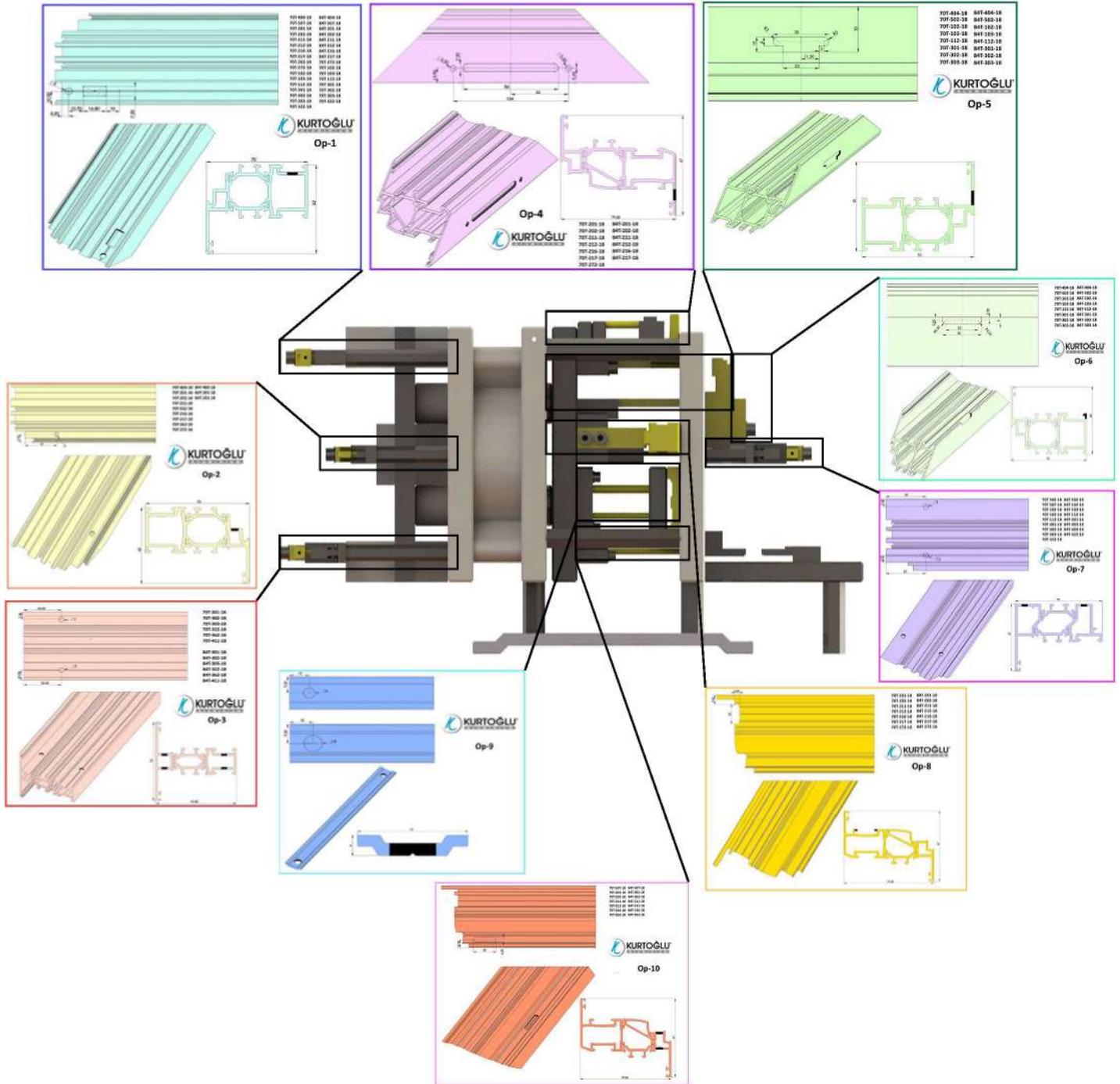
PACKAGE CODE PAKET KODU	DRAWING / ÇİZİM	APPLICATION / UYGULAMA	APPLICATION PROFILES ÇALIŞTIĞI PROFİLLER	DESCRIPTION AÇIKLAMA	MATERIAL MALZEME
EM70T-501			70T/TH-501-18	ADAPTE CAP ADAPTÖR KAPAĞI	PVC
EM70T-551			70T/TH-551-18	ADAPTE CAP ADAPTÖR KAPAĞI	PVC
EM58T-405			58T-405-00	DROPPER CAP DAMLALIK KAPAĞI	PVC
EM70T-406			70T-406-00	DROPPER CAP DAMLALIK KAPAĞI	PVC
EM70T-G01			-	FRAME GLASS WEDGE KASA CAM TAKOZU	ABS
EM70T-G02			-	SASH GLASS WEDGE KANAT CAM TAKOZU	ABS
EM15-200			-	POLYAMIDE ROD PROFILE (Euro Section 1) POLYAMİD TİJ PROFİLİ (Avrupa Kanal1)	POLYAMIDE POLYAMİD
EQ-SCW-003			-	TOLL FOR PIN PİM İÇİN APARAT	-
M16-08-P			18-351-00	GLASS WEDGE CAM TAKOZU	-
CA18-351-00			-	END CAP BİTİŞ KAPAĞI	ALUMINIUM ALÜMİNYUM
EM10-01 (White / Beyaz) EM10-02 (Black / Siyah) EM10-03 (Brown / K.Rengi) EM10-04 (Gray / Gri) EM10-05 (L.Coffe / A. Kahve)			-	DRANAIGIE CAP TAHLİYE KAPAĞI	PVC

PUNCHING MACHINE / PUNCH MAKİNASI

PACKAGE CODE PAKET KODU	DRAWING / ÇİZİM	APPLICATION / UYGULAMA	APPLICATION PROFILES ÇALIŞTIĞI PROFİLLER	DESCRIPTION AÇIKLAMA
LC70T-02			<p>ALL PROFILES TÜM PROFİLLER</p>	<p>PUNCH MACHINE PUNH MAKİNASI</p>
LC70T-01			<p>ALL SASH PROFILES TÜM KANAT PROFİLLERİ</p>	<p>NOTCHING MACHINE FOR ISOLATION STRIPS IN THE SASHES KANAT ISI BARIYERİ KERTME MAKİNASI</p>
LC70T-11				<p>NOTCHING TOOL FOR ISOLATION STRIPS IN THE SASHES KANAT ISI BARIYERİ KERTME MAKİNA APARATI</p>





OPERATION DIAGRAM / OPERASYON DİYAGRAMI

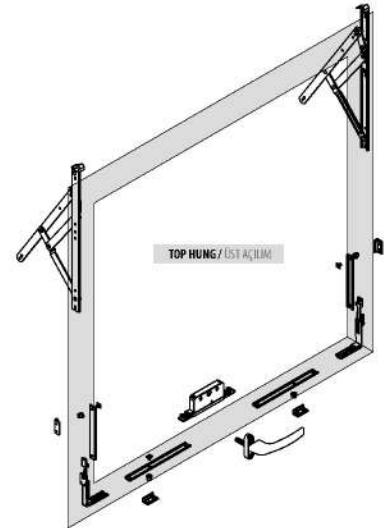
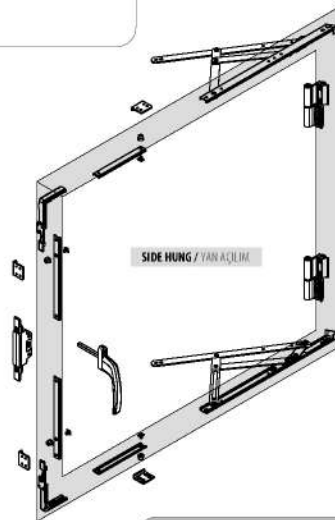
LC70T-02




- OP-1 : Punching Mechanical Corner Joint / Mekanik Köşe Bağlantı Delme
- OP-2 : Punching Mechanical Corner Joint / Mekanik Köşe Bağlantı Delme
- OP-3 : Orta Kayıt Delik Delme
- OP-4 : Punching Handle Holes / Kol Delik Delme
- OP-5 : Tahliye Slot Delme
- OP-6 : Çita Kanal Kertme
- OP-7 : Delik Delme
- OP-8 : Tij Kanal Tırnak Kertme
- OP-9 : Punching Rod Holes / Tij Delik Delme
- OP-10 : Kanat Slot Açma









OUTWARD - 1 / DIŐA AÇILIM-1

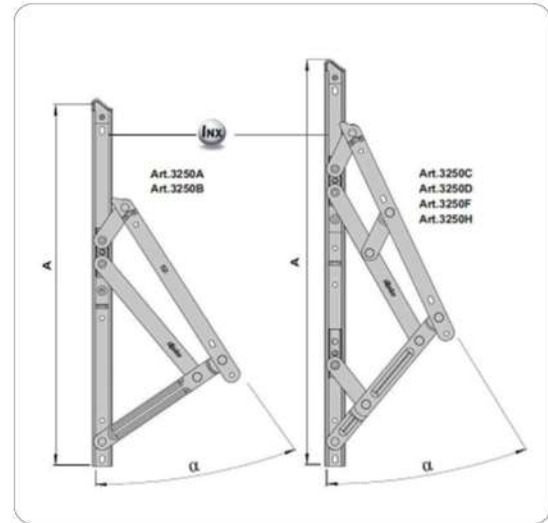
PACKAGE CODE PAKET KODU	DRAWING / ÇİZİM	DESCRIPTION AÇIKLAMA	PACKAGE CODE PAKET KODU	DRAWING / ÇİZİM	DESCRIPTION AÇIKLAMA
020.97.2491		Bas window handle Bas model pencere kolu	020.97.4019		Corner drive Klipsli sabitleme köőe dönüő
020.97.4093		Ghibo out mechanism back set 29 Diőa ağırlı mekanizma 29 aks	020.97.2030		Stay arm Sınırlandırıcı makas
020.97.1353		Frame striker Ayarlanabilir tekli karőılık	020.97.1374		Fastening element Gizli menteőe
020.97.4030		Adjustable pawl Ayarlanabilir pim			



PACKAGE CODE PAKET KODU	DRAWING / ÇİZİM	DESCRIPTION AÇIKLAMA	TOP HUNG / ÜST AÇILIM				SIDE HUNG / YAN AÇILIM			
			Opening angle Açılım Açısı	Maximum height (mm) Maksimum yükseklik	Maximum width (mm) Maksimum geniőlik	Maximum weight (kg) Maksimum ağırlık	Opening angle Açılım Açısı	Maximum height (mm) Maksimum yükseklik	Maximum width (mm) Maksimum geniőlik	Maximum weight (kg) Maksimum ağırlık
020.97.8349		GS HD – TOP / SIDE-HUNG 10" Euro Groove 10" MAKAS	50°	650	1500	50	50/84	1500	660	35
020.97.8350		GS HD – TOP / SIDE-HUNG 16" Euro Groove 16" MAKAS	30° 50°	800	1500	100 55	30° 50°/90°	1600	700	60 42
020.97.8351		GS HD – TOP / SIDE-HUNG 22" Euro Groove 22" MAKAS	20°/45°	1500	1700	100 (20°) -80 (max 30°)				
020.97.8352		GS HD – TOP / SIDE-HUNG 28" Euro Groove 28" MAKAS	15°	2000	1700	100				

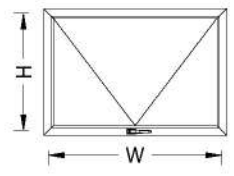
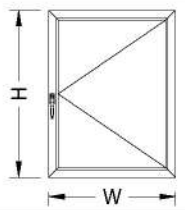

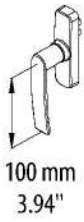
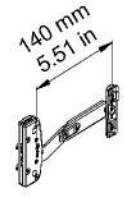
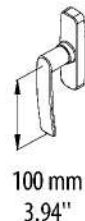
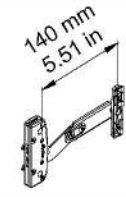

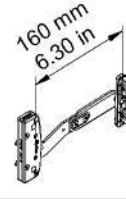
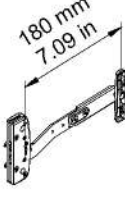


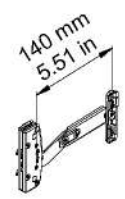


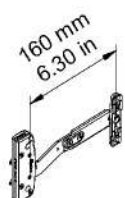
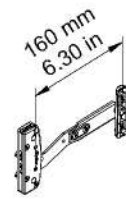
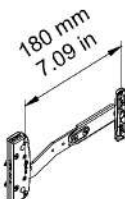

OUTWARD - 2 / DIŐA AÇILIM-2

PACKAGE CODE PAKET KODU	DRAWING / ÇİZİM	DESCRIPTION AÇIKLAMA	PACKAGE CODE PAKET KODU	DRAWING / ÇİZİM	DESCRIPTION AÇIKLAMA
020.99.0530		Single fork cremone bolt Tek maçalı kol	020.99.1740		Locking point for frame Ayarlı kasa pimi
020.99.1703		Connecting block for single fork Kol iletişim ekipmanı	020.99.1746		Adjustable striker for sash Ayarlı kanat karşılığı
020.99.1788		Mechanism for outward opening Diőa açılır mekanizma	020.99.1790		Stability plastic for sash Kanat dengeleme plastiđi
020.99.1789		Corner transmission Köőe aktarım elemanı	020.99.1791		Stability plastic for frame Kasa dengeleme plastiđi

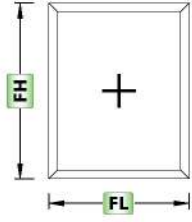


CODE / KOD	A	SH max mm / inc	a	W max Kg / Pound
020.99.3250	355 mm 14"	1000 mm 39"	30° / 35°	65 kg 143 pound
020.99.3251	406 mm 16"	1200 mm 47"	25° / 30°	90 198
020.99.3252	457 mm 18"	1400 mm 55"	25° / 30°	100 220
020.99.3253	508 mm 20"	1600 mm 63"	20° / 25°	110 243
020.99.3254	610 mm 24"	1800 mm 71"	15° / 20°	120 264
020.99.3255	711 mm 28"	2000 mm 79"	15° / 20°	130 286

OUTWARD - 2 / DIŐA AÇILIM-2

		<p>020.99.3250 020.99.3251 020.99.3252 020.99.3253 020.99.3254 020.99.3255</p> 																						
 <p>100 mm 3.94"</p>	 <p>140 mm 5.51 in</p>	<table border="1"> <tr> <td>H</td> <td>2000 79"</td> <td>30 Kg 66 lb</td> <td>W</td> <td>1800 mm 71"</td> </tr> </table>	H	2000 79"	30 Kg 66 lb	W	1800 mm 71"	 <p>100 mm 3.94"</p>	 <p>140 mm 5.51 in</p>	<table border="1"> <tr> <td>H</td> <td>1600 63"</td> <td>15 Kg 33 lb</td> <td>W</td> <td>900 mm 36"</td> </tr> </table>	H	1600 63"	15 Kg 33 lb	W	900 mm 36"									
	H	2000 79"	30 Kg 66 lb	W	1800 mm 71"																			
	H	1600 63"	15 Kg 33 lb	W	900 mm 36"																			
 <p>160 mm 6.30 in</p>	<table border="1"> <tr> <td>H</td> <td>2000 79"</td> <td>30 Kg 66 lb</td> <td rowspan="3">W</td> <td rowspan="3">1800 mm 71"</td> </tr> <tr> <td></td> <td>1200 48"</td> <td>25 Kg 55 lb</td> </tr> <tr> <td></td> <td>900 36"</td> <td>20 Kg 44 lb</td> </tr> </table>	H	2000 79"	30 Kg 66 lb	W	1800 mm 71"		1200 48"	25 Kg 55 lb		900 36"	20 Kg 44 lb	 <p>160 mm 6.30 in</p>											
H	2000 79"	30 Kg 66 lb	W	1800 mm 71"																				
	1200 48"	25 Kg 55 lb																						
	900 36"	20 Kg 44 lb																						
 <p>180 mm 7.09 in</p>	<table border="1"> <tr> <td>H</td> <td>2000 79"</td> <td>30 Kg 66 lb</td> <td rowspan="5">W</td> <td rowspan="5">1800 mm 71"</td> </tr> <tr> <td></td> <td>1400 55"</td> <td>25 Kg 55 lb</td> </tr> <tr> <td></td> <td>1200 48"</td> <td>20 Kg 44 lb</td> </tr> <tr> <td></td> <td>900 36"</td> <td>15 Kg 33 lb</td> </tr> </table>	H	2000 79"	30 Kg 66 lb	W	1800 mm 71"		1400 55"	25 Kg 55 lb		1200 48"	20 Kg 44 lb		900 36"	15 Kg 33 lb	 <p>180 mm 7.09 in</p>	<table border="1"> <tr> <td>H</td> <td>1600 63"</td> <td>40 Kg 88 lb</td> <td>W</td> <td>900 mm 36"</td> </tr> </table>	H	1600 63"	40 Kg 88 lb	W	900 mm 36"		
H	2000 79"	30 Kg 66 lb	W	1800 mm 71"																				
	1400 55"	25 Kg 55 lb																						
	1200 48"	20 Kg 44 lb																						
	900 36"	15 Kg 33 lb																						
H	1600 63"	40 Kg 88 lb			W	900 mm 36"																		
 <p>200 mm 7.87 in</p>	 <p>140 mm 5.51 in</p>	<table border="1"> <tr> <td>H</td> <td>2000 79"</td> <td>60 Kg 132 lb</td> <td rowspan="5">W</td> <td rowspan="5">1800 mm 71"</td> </tr> <tr> <td></td> <td>1400 55"</td> <td>50 Kg 110 lb</td> </tr> <tr> <td></td> <td>1200 48"</td> <td>40 Kg 88 lb</td> </tr> <tr> <td></td> <td>900 36"</td> <td>30 Kg 66 lb</td> </tr> </table>	H	2000 79"	60 Kg 132 lb	W	1800 mm 71"		1400 55"	50 Kg 110 lb		1200 48"	40 Kg 88 lb		900 36"	30 Kg 66 lb	 <p>200 mm 7.87 in</p>	 <p>140 mm 5.51 in</p>	<table border="1"> <tr> <td>H</td> <td>1600 63"</td> <td>30 Kg 66 lb</td> <td>W</td> <td>900 mm 36"</td> </tr> </table>	H	1600 63"	30 Kg 66 lb	W	900 mm 36"
	H		2000 79"	60 Kg 132 lb	W			1800 mm 71"																
			1400 55"	50 Kg 110 lb																				
	1200 48"	40 Kg 88 lb																						
	900 36"	30 Kg 66 lb																						
H	1600 63"	30 Kg 66 lb	W	900 mm 36"																				
 <p>160 mm 6.30 in</p>	<table border="1"> <tr> <td>H</td> <td>2000 79"</td> <td>60 Kg 132 lb</td> <td rowspan="5">W</td> <td rowspan="5">1800 mm 71"</td> </tr> <tr> <td></td> <td>1400 55"</td> <td>50 Kg 110 lb</td> </tr> <tr> <td></td> <td>1200 48"</td> <td>40 Kg 88 lb</td> </tr> <tr> <td></td> <td>900 36"</td> <td>30 Kg 66 lb</td> </tr> </table>	H	2000 79"	60 Kg 132 lb	W	1800 mm 71"		1400 55"	50 Kg 110 lb		1200 48"	40 Kg 88 lb		900 36"	30 Kg 66 lb	 <p>160 mm 6.30 in</p>								
H		2000 79"	60 Kg 132 lb	W			1800 mm 71"																	
	1400 55"	50 Kg 110 lb																						
	1200 48"	40 Kg 88 lb																						
	900 36"	30 Kg 66 lb																						
 <p>180 mm 7.09 in</p>	<table border="1"> <tr> <td>H</td> <td>2000 79"</td> <td>60 Kg 132 lb</td> <td rowspan="5">W</td> <td rowspan="5">1800 mm 71"</td> </tr> <tr> <td></td> <td>1400 55"</td> <td>50 Kg 110 lb</td> </tr> <tr> <td></td> <td>1200 48"</td> <td>40 Kg 88 lb</td> </tr> <tr> <td></td> <td>900 36"</td> <td>30 Kg 66 lb</td> </tr> </table>	H	2000 79"		60 Kg 132 lb	W		1800 mm 71"		1400 55"	50 Kg 110 lb		1200 48"	40 Kg 88 lb		900 36"	30 Kg 66 lb	 <p>180 mm 7.09 in</p>						
H		2000 79"	60 Kg 132 lb	W	1800 mm 71"																			
	1400 55"	50 Kg 110 lb																						
	1200 48"	40 Kg 88 lb																						
	900 36"	30 Kg 66 lb																						

CUTTING SIZE
KESİM ÖLÇÜLERİ




GLASS / CAM

Code Kod	Drawing Çizim	Quantity Miktar	Dimensions (mm) Boyutlar
Glass Cam		1 Pcs / Adet	$GL = FL - (A1+A1) - 20$ $GH = FH - (A1+A1) - 20$




PROFILES / PROFİLLER

Code Kod	Drawing Çizim	Cut Kesim	Quantity Miktar	Dimensions (mm) Boyutlar	Mechanical Treatment Mekanik İşlem
70TH-102-18			2 Pcs / Adet	FL	-
			2 Pcs / Adet	FH	
08-XXX-XX			2 Pcs / Adet	$CL = FL - (A1+A1)$	-
			2 Pcs / Adet	$CH = FH - (A1+A1+22+22)$	

PRESS CORNER JOINTS / PRES BAĞLANTI

Code / Kod	Press Corner Joints Pres Bağlantı	Quantity Miktar
CC-103-22.6		4 Pcs / Adet
CC-103-11.0		4 Pcs / Adet
EM70-21		4 Pcs / Adet



MECHANICAL COR. JOINT / MEKANİK KÖŞE BAĞ.

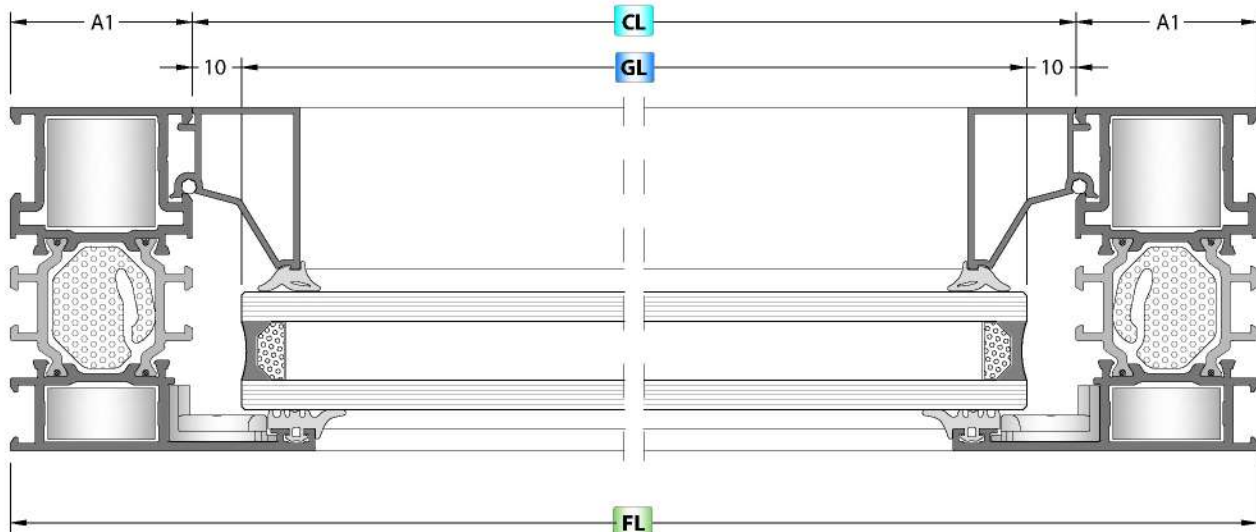
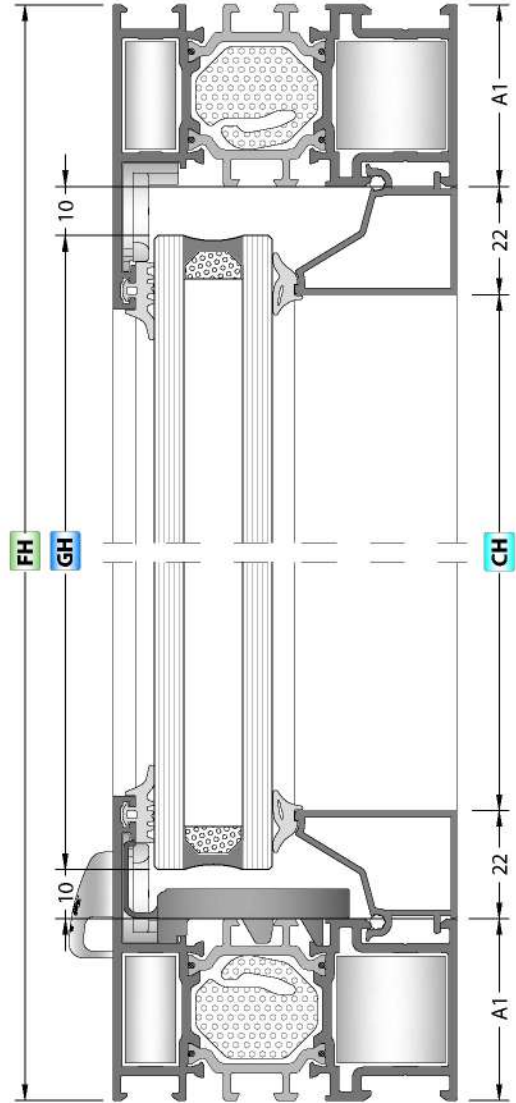
Code / Kod	Mech. Cor. Joint Mekanik Köşe Bağlantı	Quantity Miktar
KC-803-22.4		4 Pcs / Adet
CPA-103-11.0		4 Pcs / Adet
EM70-21		4 Pcs / Adet

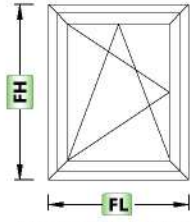
GASKETS / FİTİLLER

Code Kod	Quantity Miktar	Picture Resim
EM1-XX	2FL + 2FH	
EM2-03	2FL + 2FH	
O.RING-3 mm	2CL + 2CH	

ACCESSORY / AKSESUAR

Code Kod	Quantity Miktar	Picture Resim
EM70T-G01	2 Pcs / Adet	
EM10-XX	$> \left(\frac{FL - (2 \times (A1 + 125))}{600} \right)$	




GLASS / CAM

Code Kod	Drawing Çizim	Quantity Miktar	Dimensions (mm) Boyutlar
70TH-102-18		1 Pcs / Adet	GL = SL - (A2+A2) - 20 GH = SH - (A2+A2) - 20

PROFILES / PROFİLLER

Code Kod	Drawing Çizim	Cut Kesim	Quantity Miktar	Dimensions (mm) Boyutlar	Mechanical Treatment Mekanik İşlem
70TH-102-18			2 Pcs / Adet	FL	-
			2 Pcs / Adet	FH	
70TH-212-18			2 Pcs / Adet	SL = FL - (A1+A1) + 12	-
			2 Pcs / Adet	SH = FH - (A1+A1) + 12	
08-XXX-XX			2 Pcs / Adet	CL = SL - (A2+A2)	-
			2 Pcs / Adet	CH = SH - (A2+A2+22+22)	

PRESS CORNER JOINTS / PRES BAĞLANTI

Code / Kod	Press Corner Joints Pres Bağlantı	Quantity Miktar
CC-103-22.6		4 Pcs / Adet
CC-103-11.0		4 Pcs / Adet
CC-143-32.1		4 Pcs / Adet
CC-103-05.7		4 Pcs / Adet
EM70-21		4 Pcs / Adet
EM70-22		4 Pcs / Adet
EM70-23		4 Pcs / Adet

MECHANICAL COR. JOINT / MEKANİK KÖŞE BAĞ.

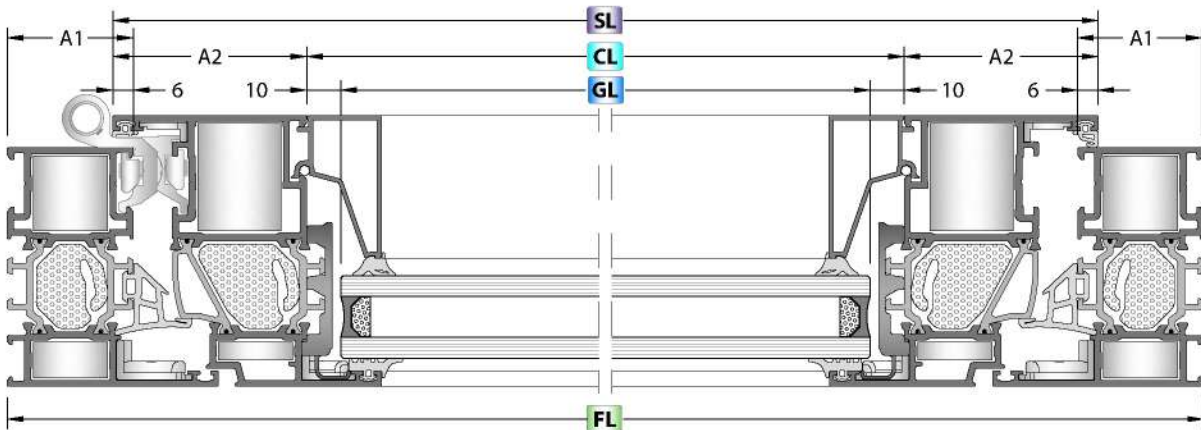
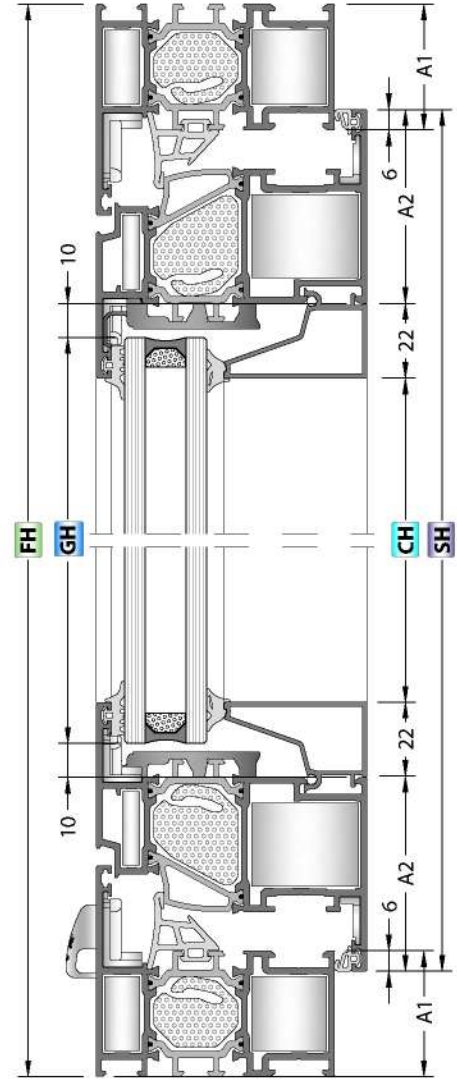
Code / Kod	Mech. Cor.Joint Mekanik Köşe Bağlantı	Quantity Miktar
KC-803-22.4		4 Pcs / Adet
CPA-103-11.0		4 Pcs / Adet
KC-807-31.9		4 Pcs / Adet
CPA-103-05.7		4 Set / Takım
EM70-21		4 Pcs / Adet
EM70-22		4 Pcs / Adet
EM70-23		4 Pcs / Adet

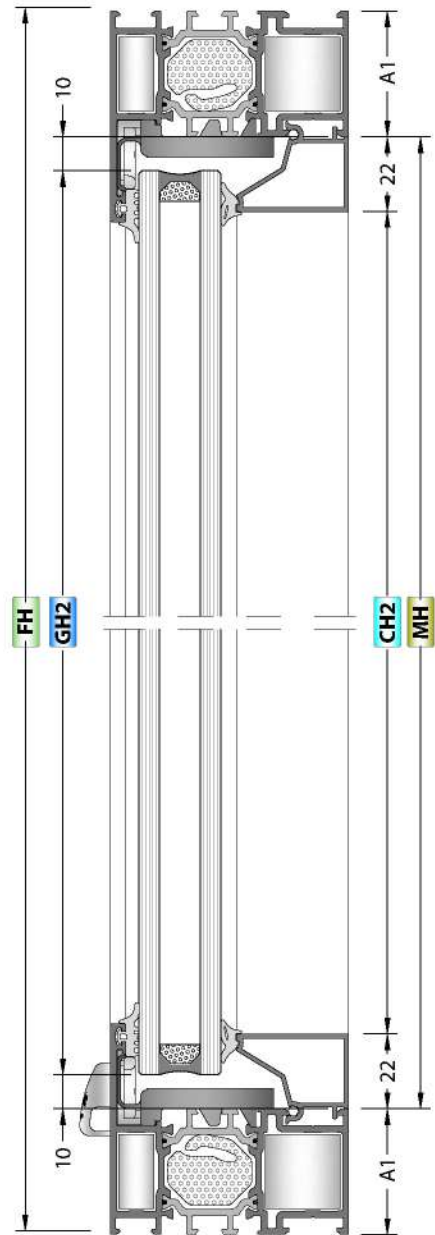
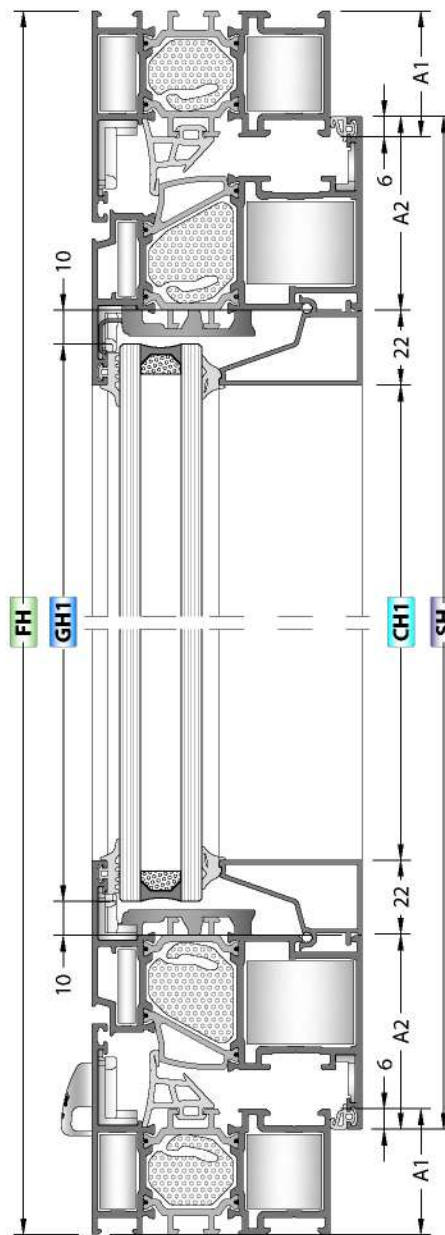
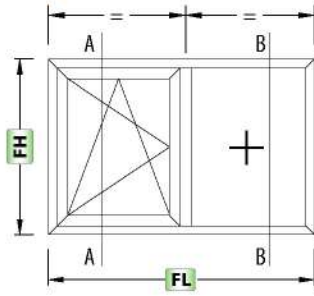
GASKETS / FİTİLLER

Code Kod	Quantity Miktar	Picture Resim
EM1-XX	2SL + 2SH	
EM2-03	2SL + 2SH	
EM3-03	2SL + 2SH	
EM70-01	2FL + 2FH	
O.RING-3 mm	2CL + 2CH	

ACCESSORY / AKSESUAR

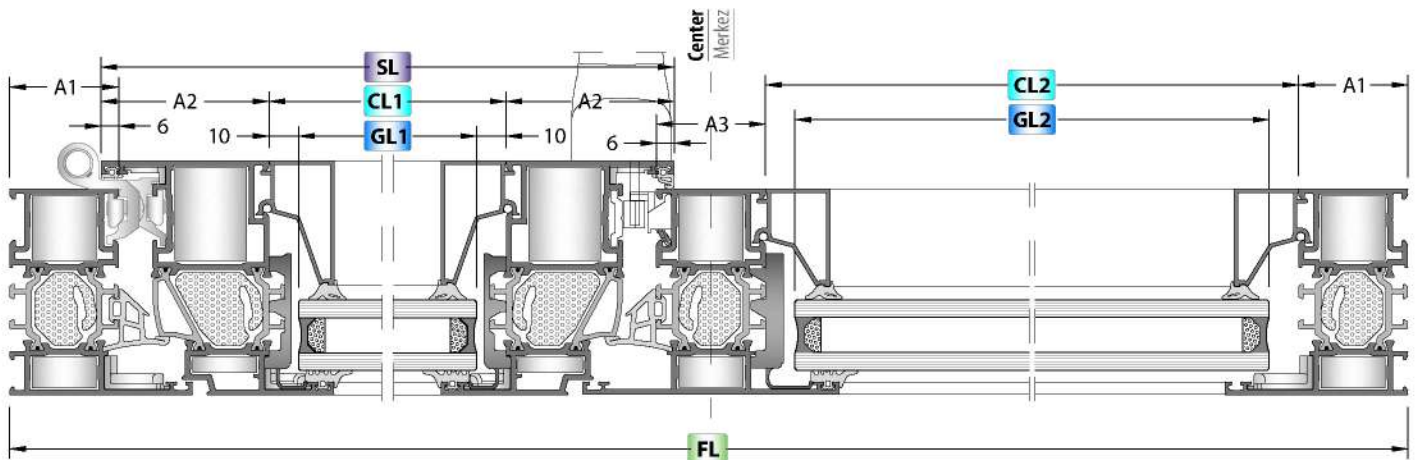
Code Kod	Quantity Miktar	Picture Resim
EM70-C01	4 Pcs / Adet	
EM70T-G02	4 Pcs / Adet	
EM10-XX	$\frac{FL - (2 \times (A1 + 125))}{600}$	

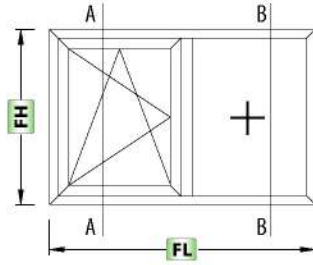






A-A SECTION / KESİTİ















B-B SECTION / KESİTİ











GLASS / CAM








Code Kod	Drawing Çizim	Quantity Miktar	Dimensions (mm) Boyutlar
Sash Glass Kanat Cam		1 Pcs / Adet	$GL1 = SL - (A2 + A2) - 20$
			$GH1 = SH - (A2 + A2) - 20$
Fixed Glass Sabit Cam		1 Pcs / Adet	$GL2 = \frac{FL - A1 - (A3)}{2} - 20$
			$GH2 = FH - (A1 + A1) - 20$


PROFILES / PROFİLLER

Code Kod	Drawing Çizim	Cut Kesim	Quantity Miktar	Dimensions (mm) Boyutlar	Mechanical Treatment Mekanik işlem
70TH-102-18			2 Pcs / Adet	FL	-
			2 Pcs / Adet	FH	
70TH-212-18			2 Pcs / Adet	$SL = \frac{FL}{2} - (A1 + (A3/2)) + 12$	-
			2 Pcs / Adet	$SH = FH - (A1 + A1) + 12$	
70TH-302-18			1 Pcs / Adet	$MH = FH - (A1 + A1)$	✓
Sash Bead Kanat Çita 08-XXX-XX			2 Pcs / Adet	$CL1 = SL - (A2 + A2)$	-
			2 Pcs / Adet	$CH1 = SH - (A2 + A2 + 22 + 22)$	
Frame Bead Kasa Çita 08-XXX-XX			2 Pcs / Adet	$CL2 = \frac{FL - A1 - (A3)}{2}$	-
			2 Pcs / Adet	$CH2 = FH - (A1 + A1 + 22 + 22)$	

MONTAGE TO FRAME T JUNCTION
PRESS CORNER JOINTS / PRES BAĞLANTI
MECHANICAL COR. JOINT / MEKANİK KÖŞE BAĞ.
KASAYA ÇEKTİRME BAĞLANTI





Code / Kod	Press Corner Joints Pres Bağlantı	Quantity Miktar
CC-103-22.6		4 Pcs / Adet
CC-103-11.0		4 Pcs / Adet
CC-143-32.1		4 Pcs / Adet
CC-103-05.7		4 Pcs / Adet
EM70-21		4 Pcs / Adet
EM70-22		4 Pcs / Adet
EM70-23		4 Pcs / Adet

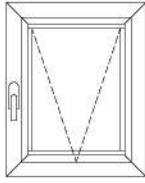
Code / Kod	Mech. Cor. Joint Mekanik Köşe Bağlantı	Quantity Miktar
KC-803-22.4		4 Pcs / Adet
CPA-103-11.0		4 Pcs / Adet
KC-807-31.9		4 Pcs / Adet
CPA-103-05.7		4 Set / Takım
EM70-21		4 Pcs / Adet
EM70-22		4 Pcs / Adet
EM70-23		4 Pcs / Adet

Code / Kod	Mech. Cor. Joint Mekanik Köşe Bağlantı	Quantity Miktar
TJ70T-901-22.4		2 Set / Takım
TJ70T-903-22.4		2 Set / Takım

GASKETS / FİTİLLER
ACCESSORY / AKSESUAR

Code Kod	Quantity Miktar	Picture Resim
EM1-XX	4SL + 4SH	
EM2-03	4SL + 4SH	
EM3-03	2SL + 2SH	
EM70-01	FL + 2FH	
O.RING-3 mm	2x(CL1+CH1+CL2+CH2)	

Code Kod	Quantity Miktar	Picture Resim
EM70-C01	4 Pcs / Adet	
EM70T-G01	2 Pcs / Adet	
EM70T-G02	4 Pcs / Adet	
EM10-XX	$> \frac{(FL/2) \cdot A1 - 250 \cdot (A3/2)}{300}$	



GLASS / CAM

Code Kod	Drawing Çizim	Quantity Miktar	Dimensions (mm) Boyutlar
Glass Cam		1 Pcs / Adet	GL = SL - (2A2 - 24) GH = SH - (2A2 - 24)

PROFILES / PROFİLLER

Code Kod	Drawing Çizim	Cut Kesim	Quantity Miktar	Dimensions (mm) Boyutlar	Mechanical Treatment Mekanik İşlem
70TH-181-18			2 Pcs / Adet	FL	-
			2 Pcs / Adet	FH	
70TH-281-18			2 Pcs / Adet	SL = FL - (2A1+10)	-
			2 Pcs / Adet	SH = FH - (2A1+10)	
08-XXX-XX			2 Pcs / Adet	CL = SL - (2A2 - 44)	-
			2 Pcs / Adet	CH = SH - 2A2	

PRESS CORNER JOINTS / PRES BAĞLANTI

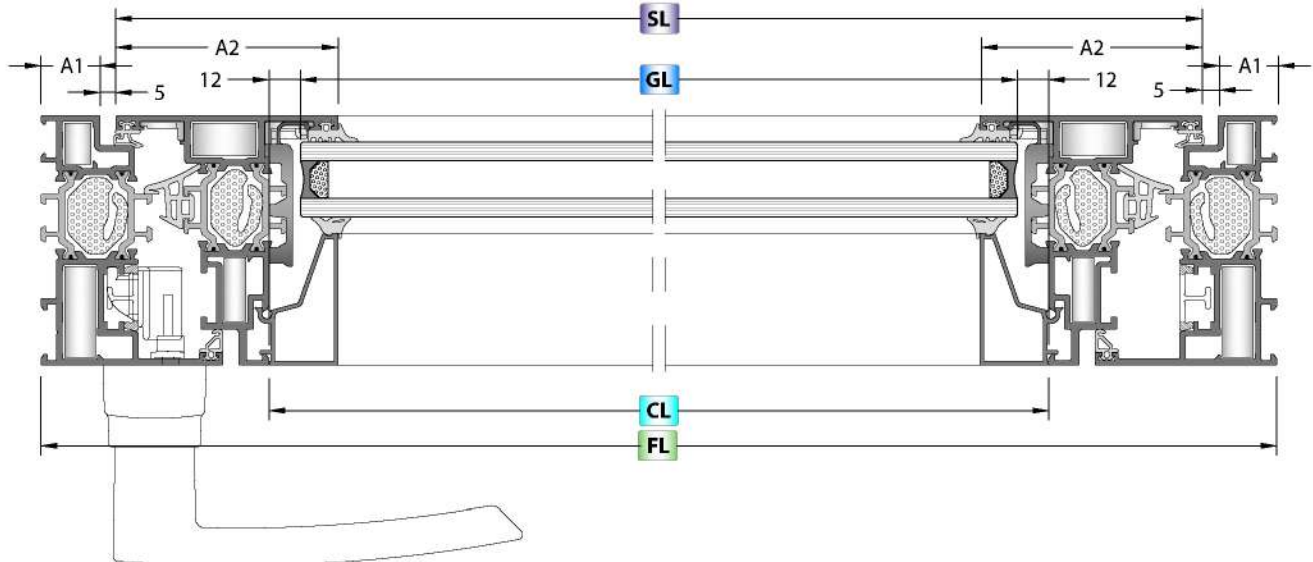
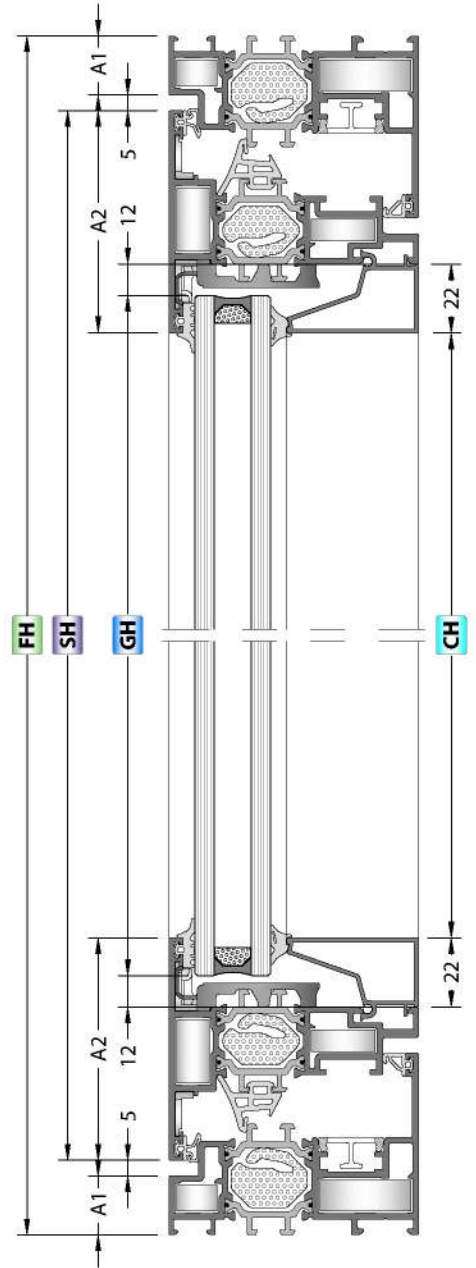
Code / Kod	Press Corner Joints Pres Bağlantı	Quantity Miktar
CC-101-29.5		4 Pcs / Adet
CC-119-13.5		4 Pcs / Adet
CC-107-21.0		4 Pcs / Adet
CC-145-11.0		4 Pcs / Adet
EM70-22		4 Pcs / Adet
EM70-23		4 Pcs / Adet

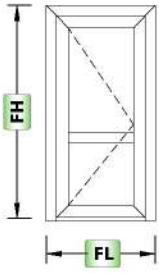
GASKETS / FİTİLLER

Code Kod	Quantity Miktar	Picture Resim
EM1-XX	2SL + 2SH	
EM2-03	2SL + 2SH	
EM3-09	2SL + 2SH	
EM3-10	2SL + 2SH	
EM70-02	2FL + 2FH	
O.RING-3 mm	2CL + 2CH	

ACCESSORY / AKSESUAR

Code Kod	Quantity Miktar	Picture Resim
EM70T-G02	4 Pcs / Adet	





GLASS / CAM

Code Kod	Drawing Çizim	Quantity Miktar	Dimensions (mm) Boyutlar
Glass Cam		2 Pcs / Adet	GL = SL - (A2+A2) - 20
			*

Depend to mullion position
* Orta kayıt pozisyonuna bağlıdır.

PROFILES / PROFİLLER

Code Kod	Drawing Çizim	Cut Kesim	Quantity Miktar	Dimensions (mm) Boyutlar	Mechanical Treatment Mekanik İşlem
70TH-102-18			1 Pcs / Adet	FL	-
			1 Pcs / Adet	FH	
			1 Pcs / Adet	FH	
70TH-216-18			2 Pcs / Adet	SL = FL - (A1+A1) + 12	-
			2 Pcs / Adet	SH = FH - (A1+4)	
70TH-362-18			1 Pcs / Adet	ML = SL - (A2+A2)	✓
08-XXX-XX			4 Pcs / Adet	CL = SL - (A2+A2)	-
			4 Pcs / Adet	*	
70T-410-00			1 Pcs / Adet	EL = FL - (A1+A1)	-
58T-405-00			1 Pcs / Adet	DL = SL - 75	-

PRESS CORNER JOINTS / PRES BAĞLANTI

Code / Kod	Press Corner Joints Pres Bağlantısı	Quantity Miktar
CC-103-22.6		2 Pcs / Adet
CC-103-11.0		2 Pcs / Adet
CC-131-32.1		4 Pcs / Adet
CC-147-05.7		4 Pcs / Adet
EM70-21		4 Pcs / Adet
EM70-22		4 Pcs / Adet
EM70-23		4 Pcs / Adet

MECHANICAL COR. JOINT / MEKANİK KÖŞE BAĞ.

Code / Kod	Mech. Cor.Joint Mekanik Köşe Bağlantısı	Quantity Miktar
KC-803-22.4		2 Pcs / Adet
CPA-103-11.0		2 Pcs / Adet
KC-810-31.9		4 Pcs / Adet
CPA-147-05.7		4 Pcs / Adet
EM70-21		4 Pcs / Adet
EM70-22		4 Pcs / Adet
EM70-23		4 Pcs / Adet

MONTAGE TO FRAME T JUNCTION KASAYA ÇEKTİRME BAĞLANTI

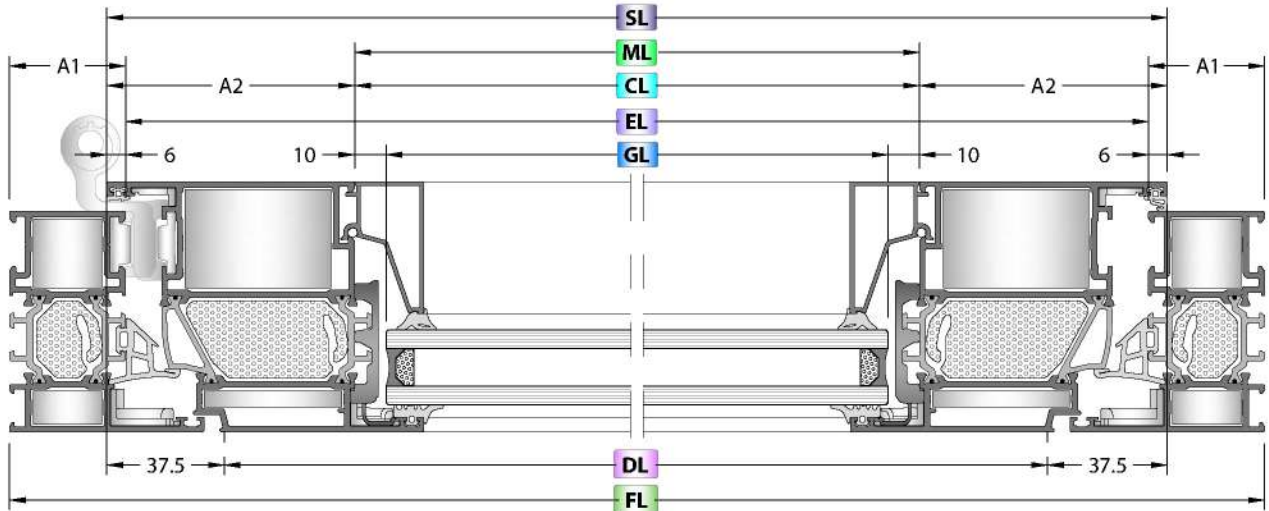
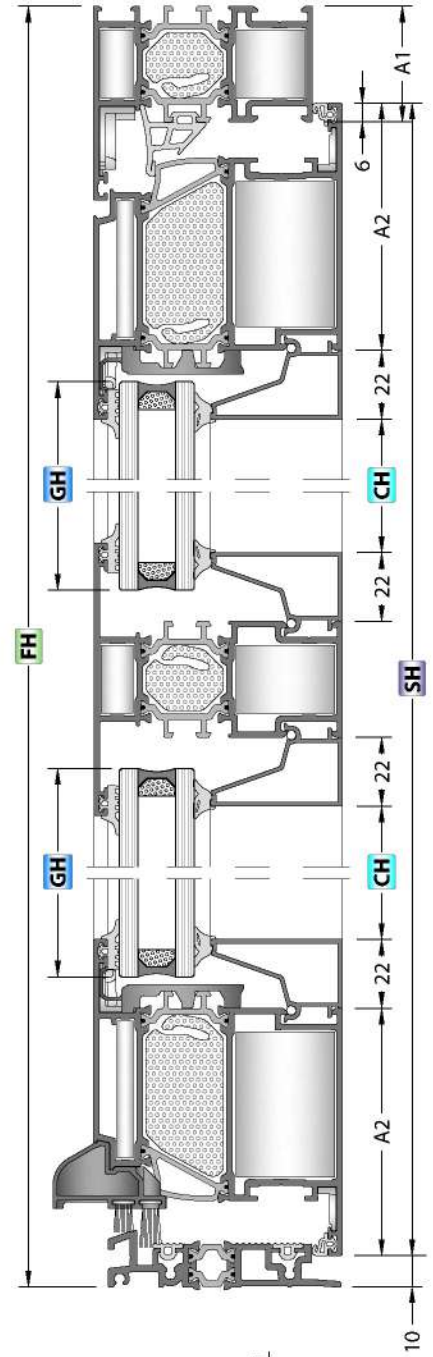
Code / Kod	Mech. Cor.Joint Mekanik Köşe Bağlantısı	Quantity Miktar
TJ70T-902-22.4		2 Set / Takım
TJ70T-903-22.4		2 Set / Takım
TJ70T-905-21.4		2 Set / Takım

GASKETS / FITİLLER

Code Kod	Quantity Miktar	Picture Resim
EM1-XX	4SL + 2SH	
EM2-03	4SL + 2SH	
EM3-03	2SL + 2SH	
EM70-01	1FL + 2FH	
O.RING-3 mm	4CL + 4CH	
EM84-410	2EL	
PB-7-1000	DL	
PB-7-1500	DL	

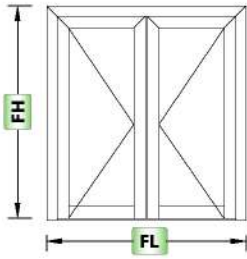
ACCESSORY / AKSESUAR

Code Kod	Quantity Miktar	Picture Resim
EM70-C01	2 Pcs / Adet	
EM70T-G02	8 Pcs / Adet	
EM58T-405	1 Set / Takım	



GLASS / CAM

Code Kod	Drawing Çizim	Quantity Miktar	Dimensions (mm) Boyutlar
Glass Cam		2 Pcs / Adet	GL = SL - (A2+A2) - 20 GH = SH - (A2+A3) - 20



PROFILES / PROFİLLER

Code Kod	Drawing Çizim	Cut Kesim	Quantity Miktar	Dimensions (mm) Boyutlar	Mechanical Treatment Mekanik İşlem
70TH-102-18			1 Pcs / Adet	FL	-
			1 Pcs / Adet	FH	
			1 Pcs / Adet	FH	
70TH-217-18			2 Pcs / Adet	SL = FL - (A1+A1)+7	-
			2 Pcs / Adet	SH = FH - A1 - 6	
			2 Pcs / Adet	SH = FH - A1 - 6	
70TH-501-18			1 Pcs / Adet	AH = SH - 38	-
70TH-411-18			1 Pcs / Adet	ML = SL - (A2+A2)	✓
08-XXX-XX			4 Pcs / Adet	CL = SL - (A2+A2)	-
			4 Pcs / Adet	CH = SH - (A2+A3+22+22)	-
07-211-00			2 Pcs / Adet	SL	-
20-101-00			1 Pcs / Adet	FL - (A1+A1)	-

PRESS CORNER JOINTS / PRES BAĞLANTI

Code / Kod	Press Corner Joints Pres Bağlantı	Quantity Miktar
CC-103-22.6		2 Pcs / Adet
CC-103-11.0		2 Pcs / Adet
CC-148-25.6		4 Pcs / Adet
CC-108-05.7		4 Pcs / Adet
EM70-21		2 Pcs / Adet
EM70-22		4 Pcs / Adet
EM70-23		4 Pcs / Adet

MECHANICAL COR. JOINT / MEKANİK KÖŞE BAĞ.

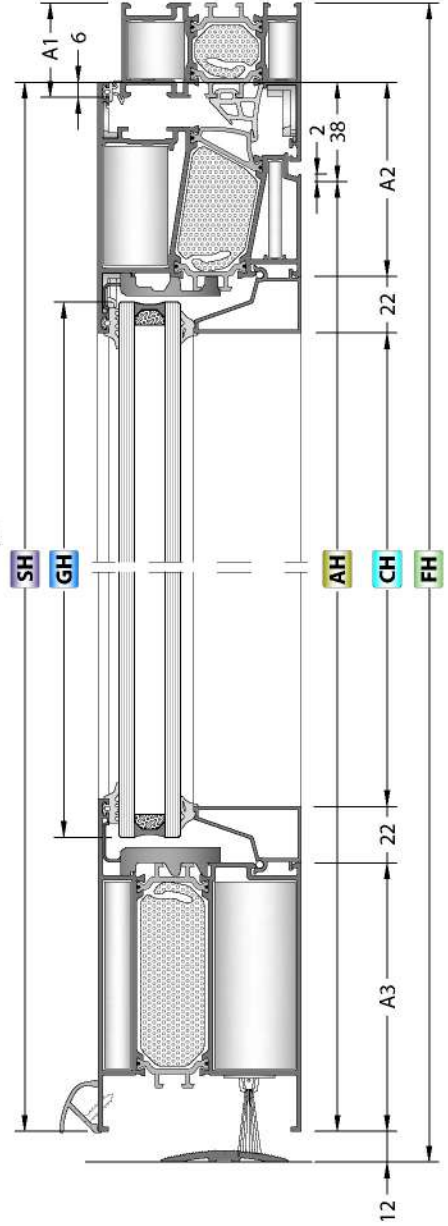
Code / Kod	Mech. Cor. Joint Mekanik Köşe Bağlantı	Quantity Miktar
KC-803-22.4		2 Pcs / Adet
CPA-103-11.0		2 Pcs / Adet
KC-810-25.4		4 Pcs / Adet
CPA-108-05.7		4 Pcs / Adet
EM70-21		2 Pcs / Adet
EM70-22		4 Pcs / Adet
EM70-23		4 Pcs / Adet

MONTAGE TO FRAME T JUNCTION KASAYA ÇEKTİRME BAĞLANTI

Code / Kod	Mech. Cor. Joint Mekanik Köşe Bağlantı	Quantity Miktar
TJ70T-902-73.8		2 Set / Takım
TJ70T-903-73.8		2 Set / Takım
TJ70T-905-72.8		2 Set / Takım

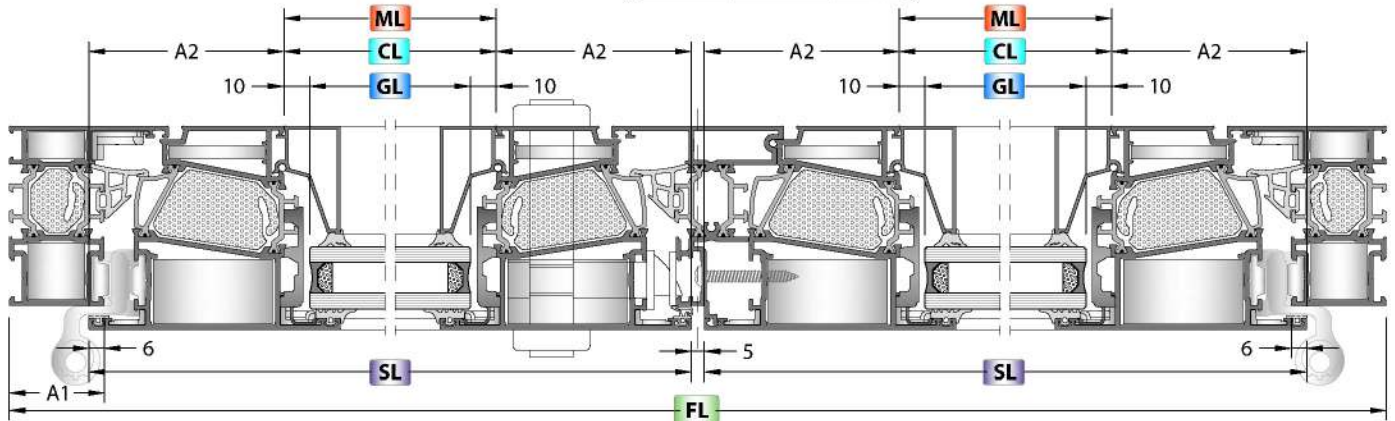
ACCESSORY / AKSESUAR

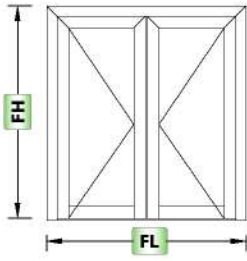
Code Kod	Quantity Miktar	Picture Resim
EM70-C01	2 Pcs / Adet	
EM70T-G01	2 Pcs / Adet	
EM70T-G02	6 Pcs / Adet	
EM70T-S01	1 Set / Takım	



GASKETS / FİTİLLER

Code Kod	Quantity Miktar	Picture Resim
EM1-XX	4SL + 4SH	
EM2-03	4SL + 4SH	
EM3-09	2SL + 3SH	
EM70-01	1FL + 2FH	
O.RING-3 mm	4CL + 4CH	
AKF-195 B	2SL	





Code Kod	Drawing Çizim	Quantity Miktar	Dimensions (mm) Boyutlar
Glass Cam		2 Pcs / Adet	GL = SL - (A2+A2) - 20 GH = SH - (A2+A3) - 20

PROFILES / PROFİLLER

Code Kod	Drawing Çizim	Cut Kesim	Quantity Miktar	Dimensions (mm) Boyutlar	Mechanical Treatment Mekanik işlem
70TH-102-18			1 Pcs / Adet	FL	-
			1 Pcs / Adet	FH	
			1 Pcs / Adet	FH	
70TH-502-18			1 Pcs / Adet	FL-2A1	-
			1 Pcs / Adet	FH-A1	
			1 Pcs / Adet	FH-A1	
70TH-217-18			2 Pcs / Adet	SL = (FL - (2A1) - 57) / 2	-
			2 Pcs / Adet	SH = FH - A1 - 38	
			2 Pcs / Adet	SH = FH - A1 - 38	
70TH-501-18			1 Pcs / Adet	AH = SH - 38	-
70TH-411-18			1 Pcs / Adet	ML = SL - (A2+A2)	✓
08-XXX-XX			4 Pcs / Adet	CL = SL - (2A2)	-
			4 Pcs / Adet	CH = SH - (A2+A3+44)	-
07-211-00			2 Pcs / Adet	SL	-
20-101-00			1 Pcs / Adet	FL - (2A1+64)	-

PRESS CORNER JOINTS / PRES BAĞLANTI

Code / Kod	Press Corner Joints Pres Bağlantı	Quantity Miktar
CC-103-22.6		2 Pcs / Adet
CC-103-11.0		4 Pcs / Adet
CC-103-09.2		2 Pcs / Adet
CC-148-25.6		4 Pcs / Adet
CC-108-05.7		4 Pcs / Adet
EM70-21		2 Pcs / Adet
EM70-22		4 Pcs / Adet
EM70-23		4 Pcs / Adet

MECHANICAL COR. JOINT / MEKANİK KÖŞE BAĞ.

Code / Kod	Mech. Cor.Joint Mekanik Köşe Bağlantı	Quantity Miktar
KC-803-22.4		2 Pcs / Adet
CPA-103-11.0		4 Pcs / Adet
CPA-103-09.2		2 Pcs / Adet
KC-810-25.4		4 Pcs / Adet
CPA-108-05.7		4 Pcs / Adet
EM70-21		2 Pcs / Adet
EM70-22		4 Pcs / Adet
EM70-23		4 Pcs / Adet

GASKETS / FITİLLER

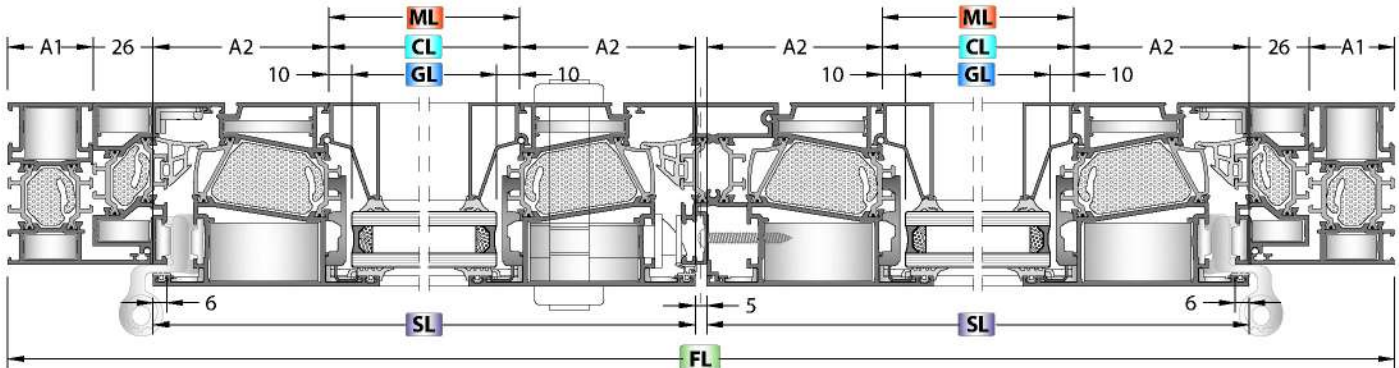
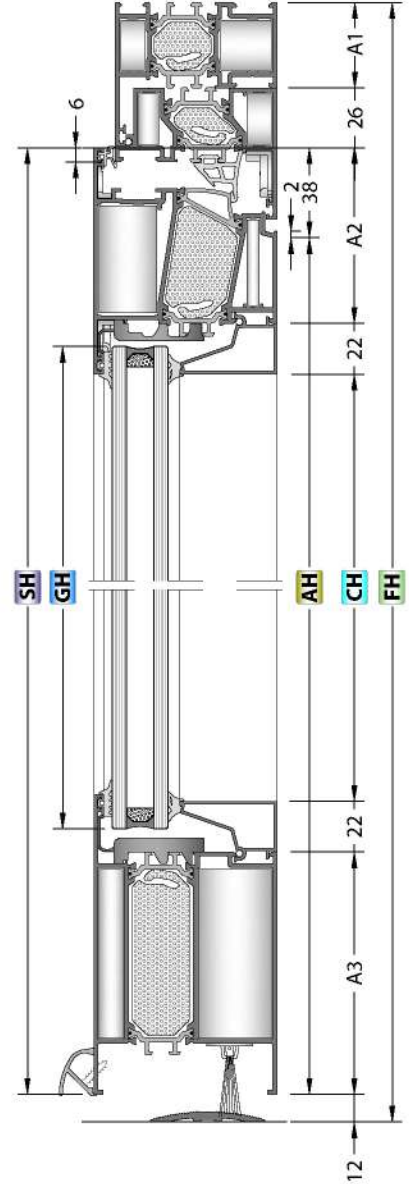
Code Kod	Quantity Miktar	Picture Resim
EM1-XX	4SL + 4SH	
EM2-03	4SL + 4SH	
EM3-09	2SL + 3SH	
EM70-01	1FL + 2FH	
O.RING-3 mm	6SL + 7SH	
AKF-195 B	2SL	

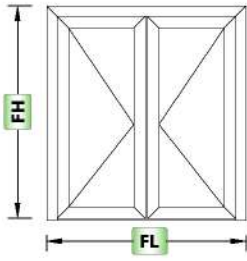
MONTAGE TO FRAME JUNCTION
KASAYA ÇEKİRME BAĞLANTI

Code / Kod	Mech. Cor.Joint Mekanik Köşe Bağlantı	Quantity Miktar
TJ70T-902-73.8		2 Set / Takım
TJ70T-903-73.8		2 Set / Takım
TJ70T-905-72.8		2 Set / Takım

ACCESSORY / AKSESUAR

Code Kod	Quantity Miktar	Picture Resim
EM70-C01	2 Pcs / Adet	
EM70T-G01	2 Pcs / Adet	
EM70T-G02	6 Pcs / Adet	
EM70T-501	1 Set / Takım	





GLASS / CAM

Code Kod	Drawing Çizim	Quantity Miktar	Dimensions (mm) Boyutlar
Glass Cam		2 Pcs / Adet	GL = SL - (A2+A2) - 20 GH = SH - (A2+A3) - 20

PROFILES / PROFİLLER

Code Kod	Drawing Çizim	Cut Kesim	Quantity Miktar	Dimensions (mm) Boyutlar	Mechanical Treatment Mekanik İşlem
70TH-102-18			1 Pcs / Adet	FL	-
			1 Pcs / Adet	FH	
			1 Pcs / Adet	FH	
70TH-502-18			1 Pcs / Adet	FL-2A1	-
			1 Pcs / Adet	FH-A1	
			1 Pcs / Adet	FH-A1	
70TH-217-18			2 Pcs / Adet	SL = (FL - (2A1) - 57) / 2	-
			2 Pcs / Adet	SH = FH - A1 - 36	
			2 Pcs / Adet	SH = FH - A1 - 36	
70TH-501-18			1 Pcs / Adet	AH = SH - 76	-
08-XXX-XX			4 Pcs / Adet	CL = SL - (2A2)	-
			4 Pcs / Adet	CH = SH - (2A2+44)	-
70T-410-00			1 Pcs / Adet	FL - 2A1 - 64	-
70T-406-00			2 Pcs / Adet	SL - 75	-

PRESS CORNER JOINTS / PRES BAĞLANTI

Code / Kod	Press Corner Joints Pres Bağlantı	Quantity Miktar
CC-103-22.6		2 Pcs / Adet
CC-103-11.0		4 Pcs / Adet
CC-103-09.2		2 Pcs / Adet
CC-148-25.6		8 Pcs / Adet
CC-108-05.7		8 Pcs / Adet
EM70-21		2 Pcs / Adet
EM70-22		8 Pcs / Adet
EM70-23		8 Pcs / Adet

MECHANICAL COR. JOINT / MEKANİK KÖŞE BAĞ.

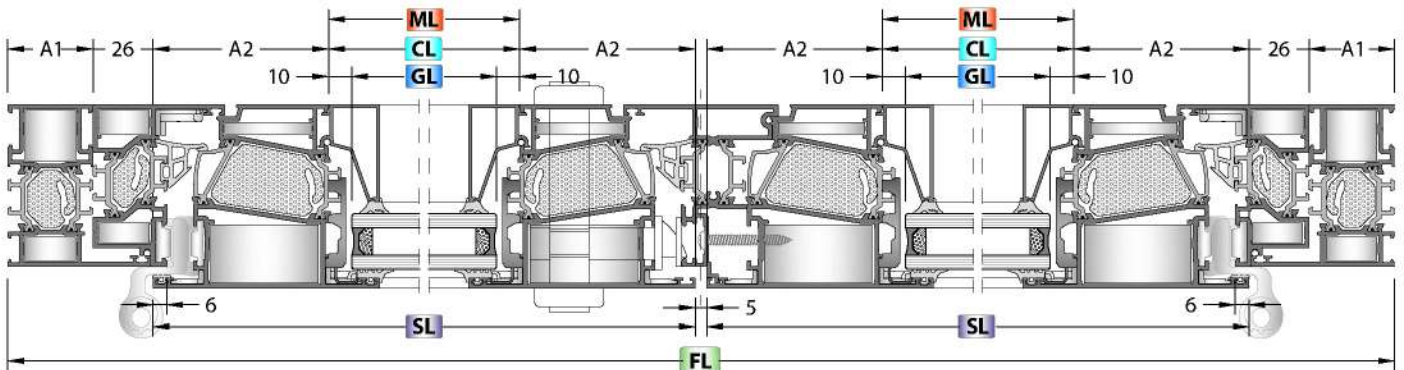
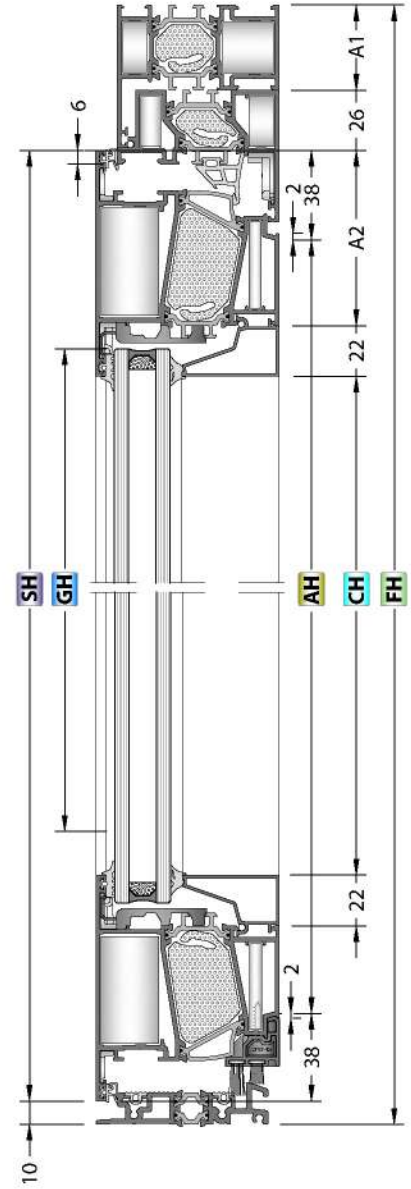
Code / Kod	Mech. Cor Joint Mekanik Köşe Bağlantı	Quantity Miktar
KC-803-22.4		2 Pcs / Adet
CPA-103-11.0		4 Pcs / Adet
CPA-103-09.2		2 Pcs / Adet
KC-810-25.4		8 Pcs / Adet
CPA-108-05.7		8 Pcs / Adet
EM70-21		2 Pcs / Adet
EM70-22		8 Pcs / Adet
EM70-23		8 Pcs / Adet

GASKETS / FİTİLLER

Code Kod	Quantity Miktar	Picture Resim
EM1-XX	4SL + 4SH	
EM2-03	4SL + 4SH	
EM3-09	2SL + 3SH	
EM70-01	1FL + 2FH	
O.RING-3 mm	6SL + 7SH	
EM84-410	2FL	
PB-7-1000	1FL	
PB-7-1500	1FL	

ACCESSORY / AKSESUAR

Code Kod	Quantity Miktar	Picture Resim
EM70-C01	2 Pcs / Adet	
EM70T-G01	2 Pcs / Adet	
EM70T-G02	6 Pcs / Adet	
EM70T-501	1 Set / Takım	
EM70T-406	2 Set / Takım	

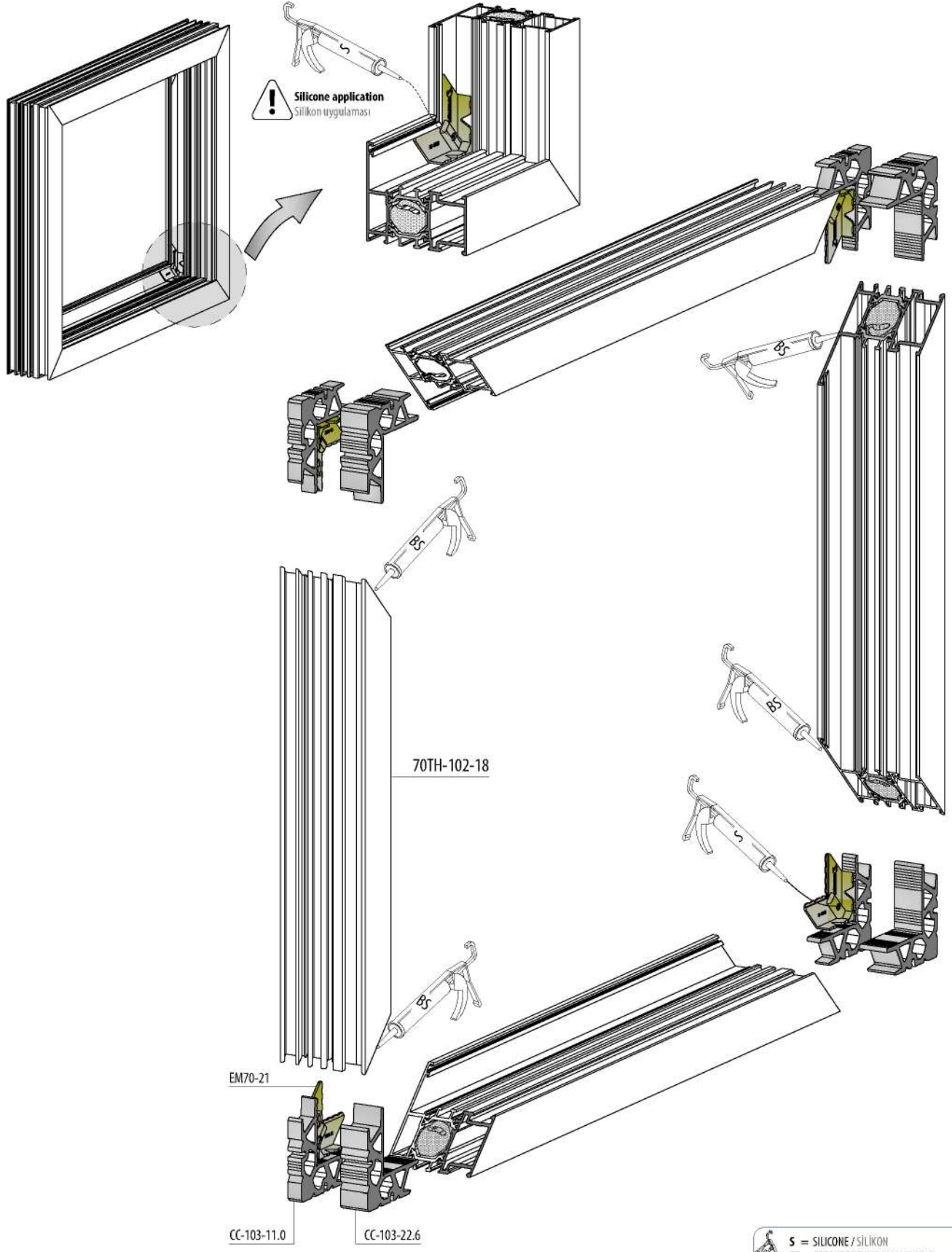





ASSEMBLY DETAILS
MONTAJ DETAYLARI

FRAME ASSEMBLY / KASA UYGULAMA

70T/TH-102-18

PRESS CORNER JOINT / PRES KÖŞE BAĞLANTI

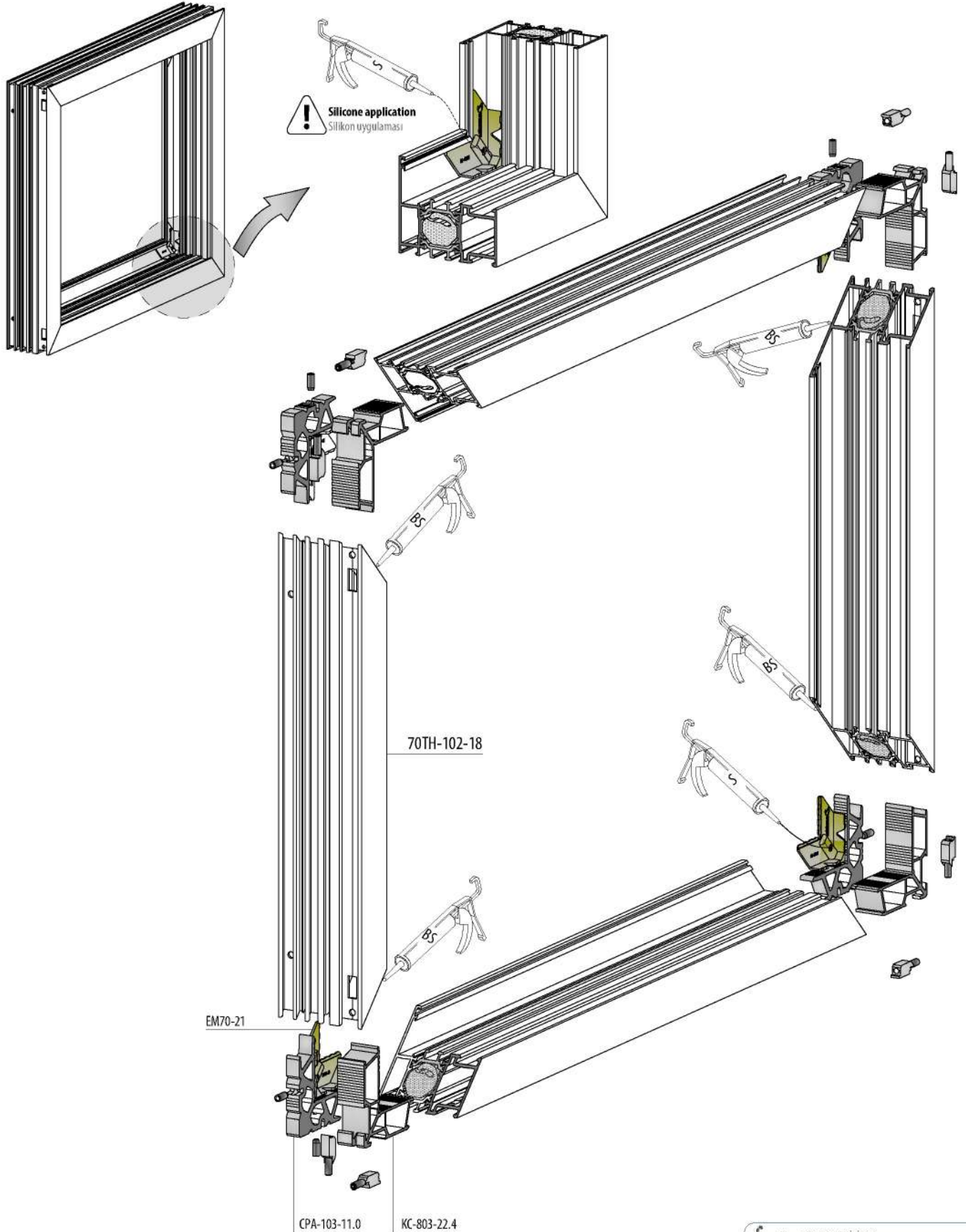


 S = SILICONE / SİLİKON
 ES = EPDM BOND / EPDM YAPIŞTICI
 BS = BOND AND SEAL / YAPIŞTIRICI VE SIZDIRMAZ

FRAME ASSEMBLY / KASA UYGULAMA

70T/TH-102-18

MECHANICAL CORNER JOINT / MEKANİK KÖŞE BAĞLANTI

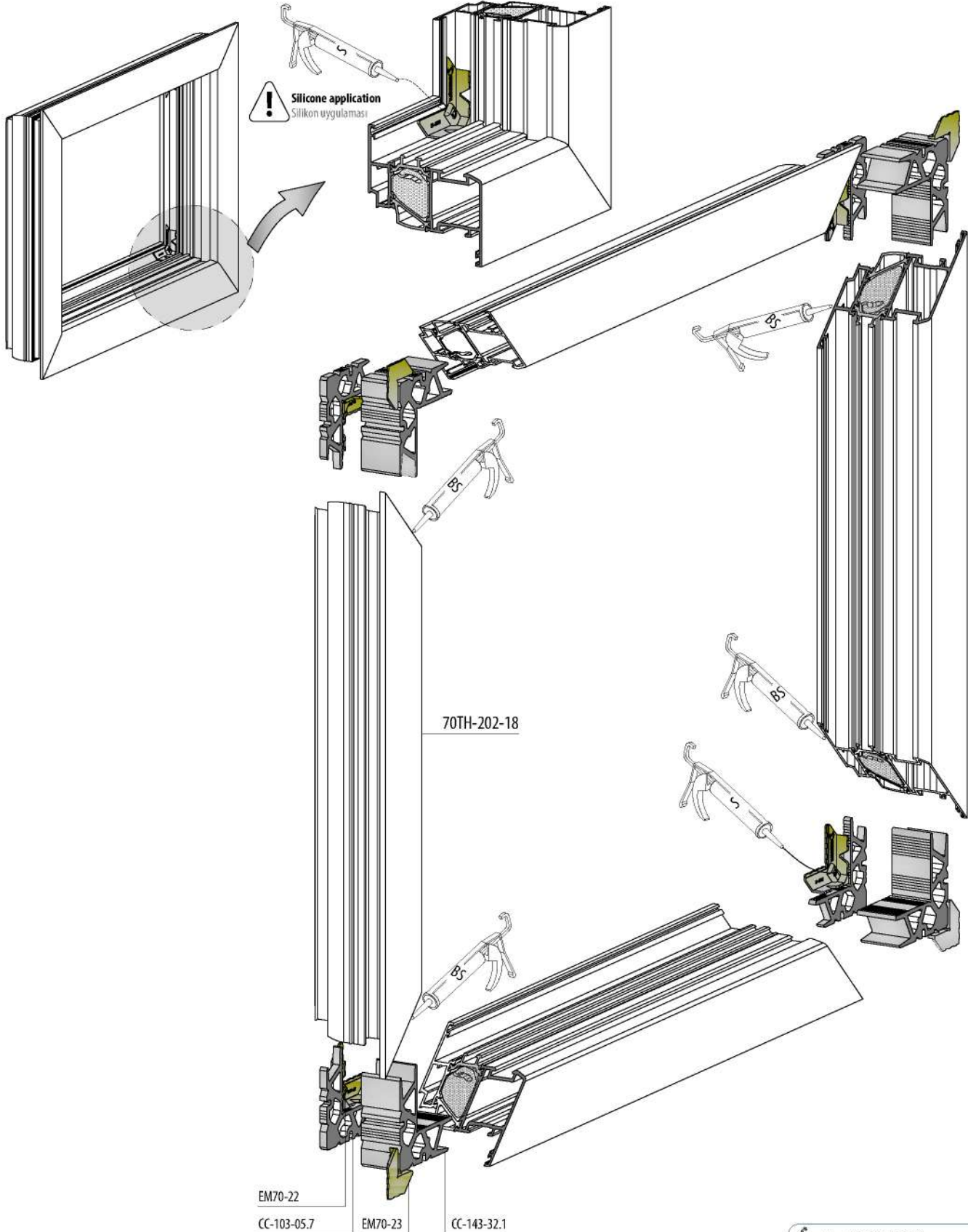


 S = SILICONE / SİLİKON
 ES = EPDM BOND / EPDM YAPIŞTICI
 BS = BOND AND SEAL / YAPIŞTIRICI VE SIZDIRMAZ

FRAME ASSEMBLY / KASA UYGULAMA

70T/TH-202-18

PRESS CORNER JOINT / PRES KÖŞE BAĞLANTI



EM70-22

CC-103-05.7

EM70-23

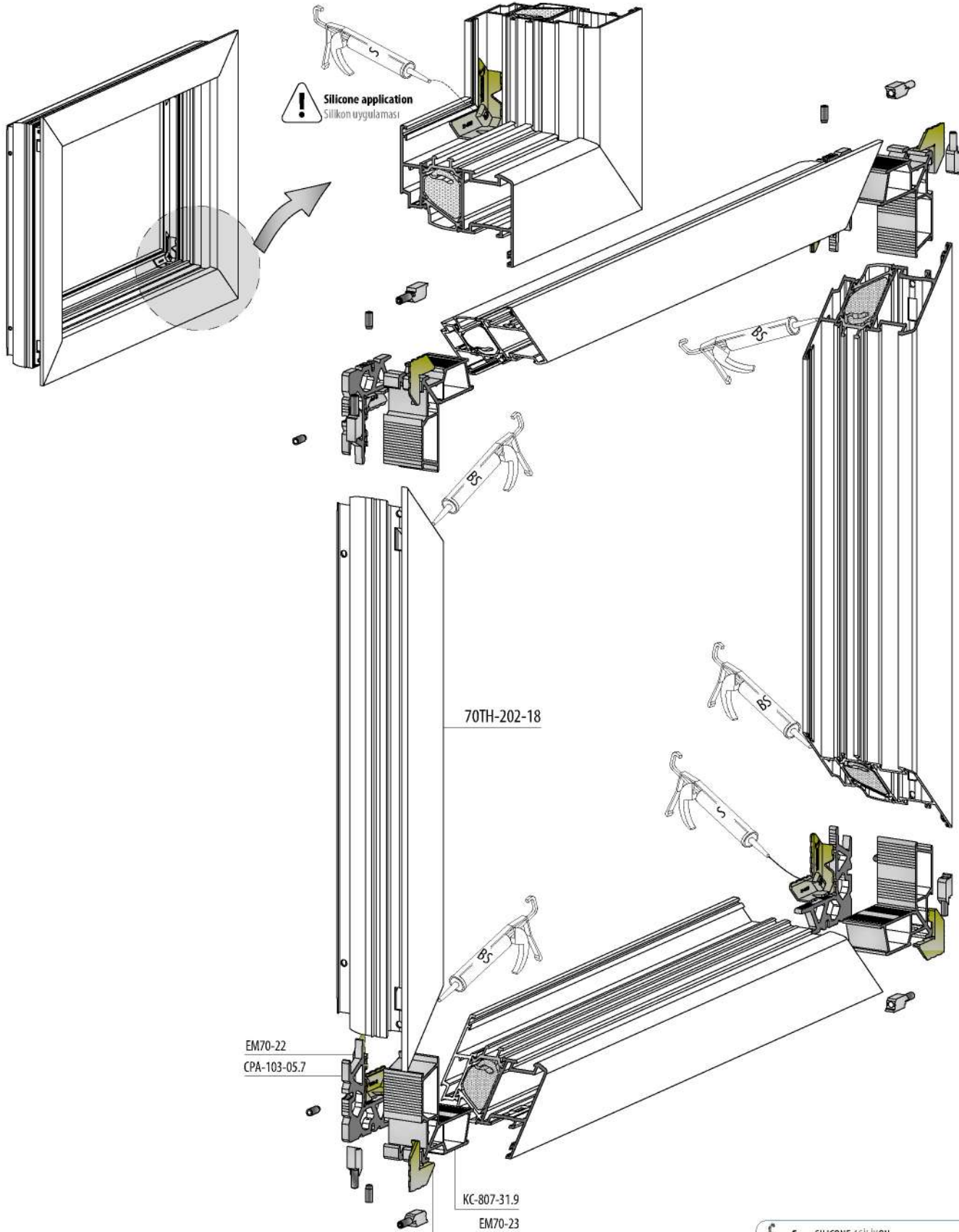
CC-143-32.1

S = SILICONE / SİLİKON
 ES = EPDM BOND / EPDM YAPIŞTICI
 BS = BOND AND SEAL / YAPIŞTIRICI VE SIZDIRMAZ

FRAME ASSEMBLY / KASA UYGULAMA

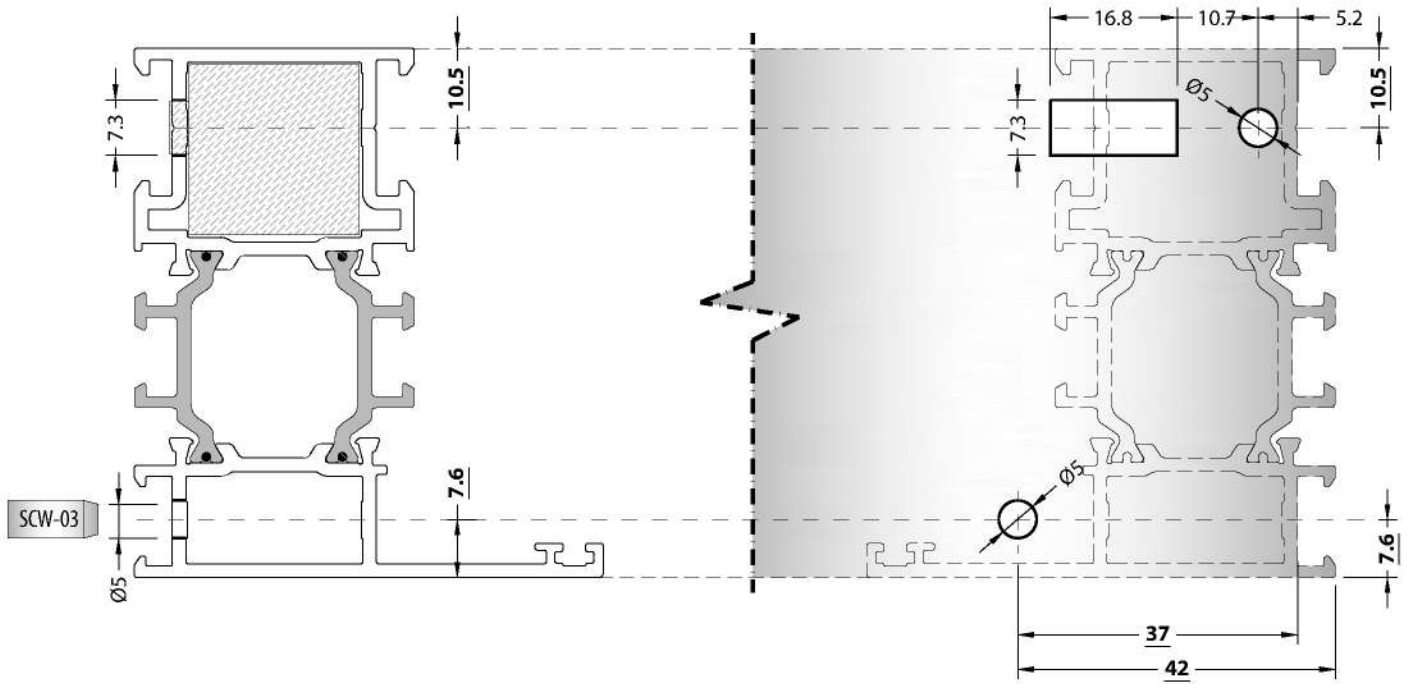
70T/TH-202-18

MECHANICAL CORNER JOINT / MEKANİK KÖŞE BAĞLANTI

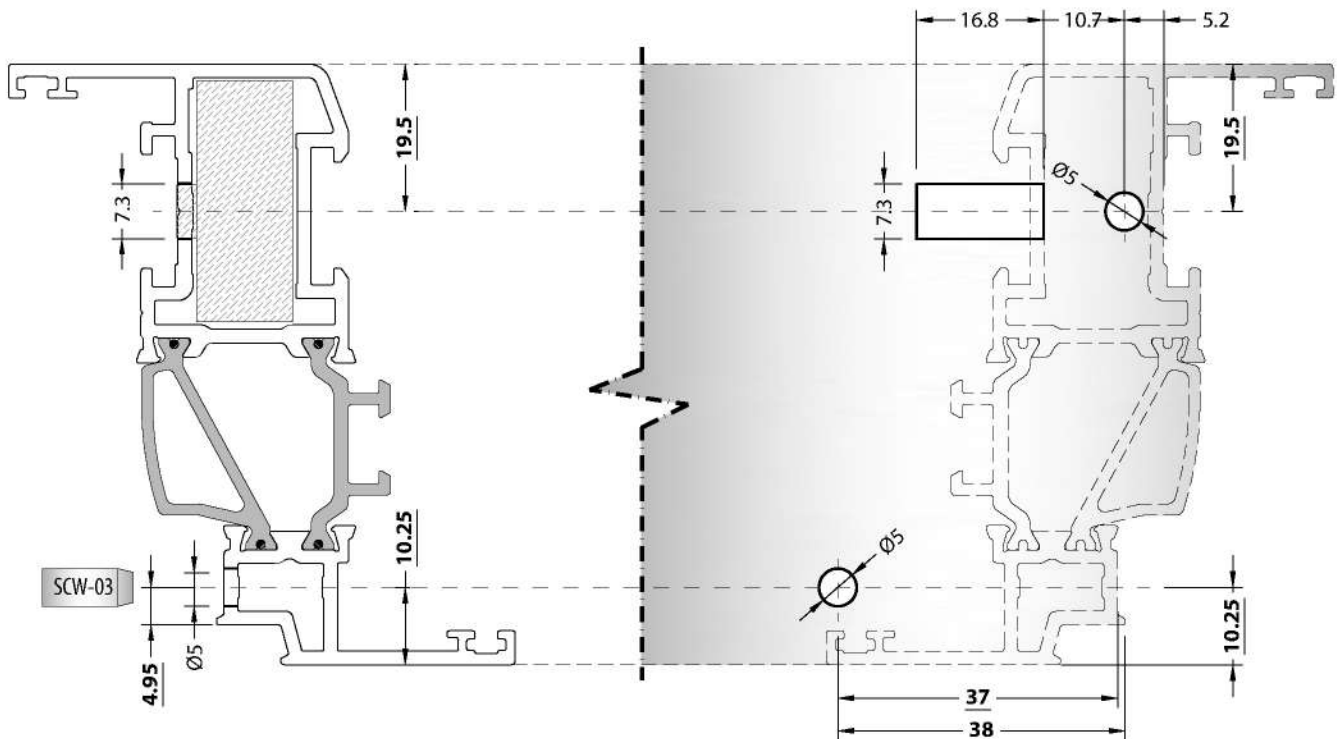


MECHANICAL CORNER JOINT HOLES DIEMENSION
MEKANİK KÖŞE BAĞLANTI DELİK ÖLÇÜLERİ

70T/TH-102-18 + 70T/TH-112-18 + 70T/TH-103-18 + 70T/TH-507-18

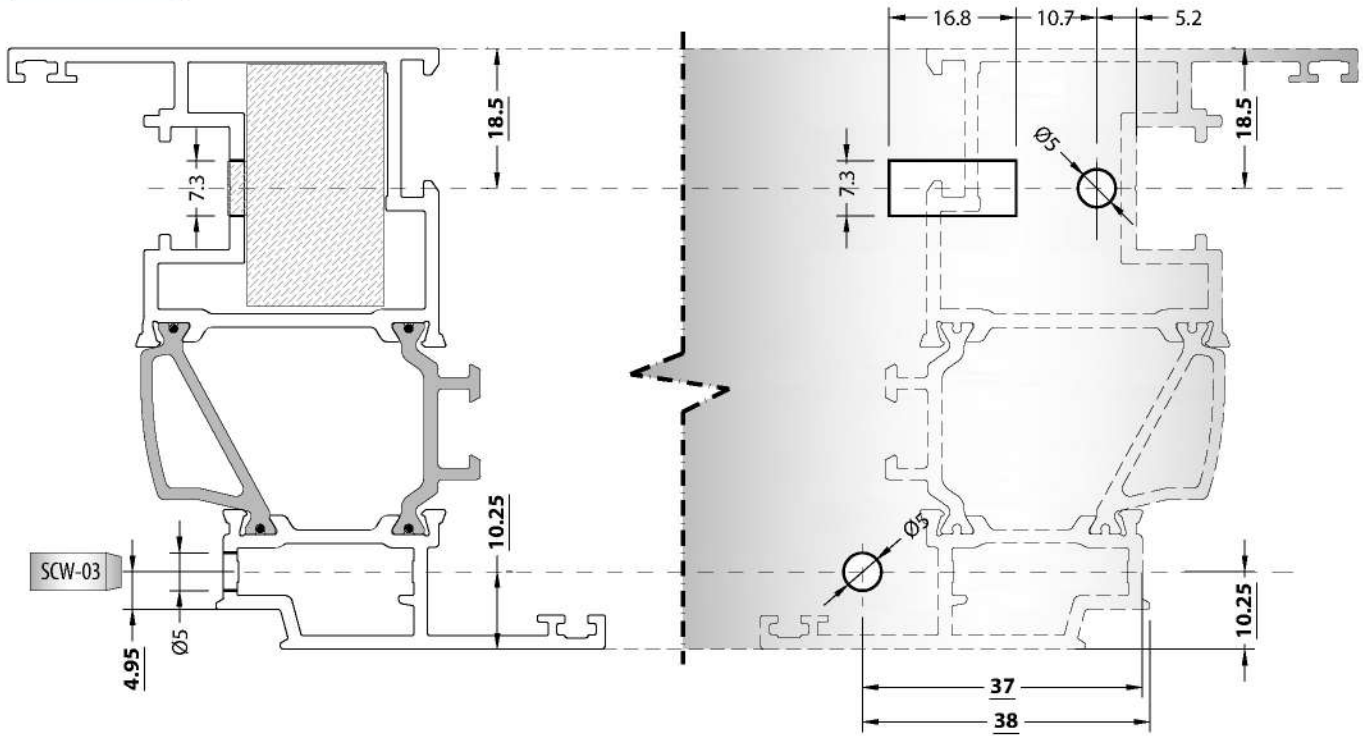


**70T/TH-201-18 + 70T/TH-211-18 + 70T/TH-202-18 + 70T/TH-212-18
70T/TH-216-18 + 70T/TH-217-18 + 70T/TH-272-18**

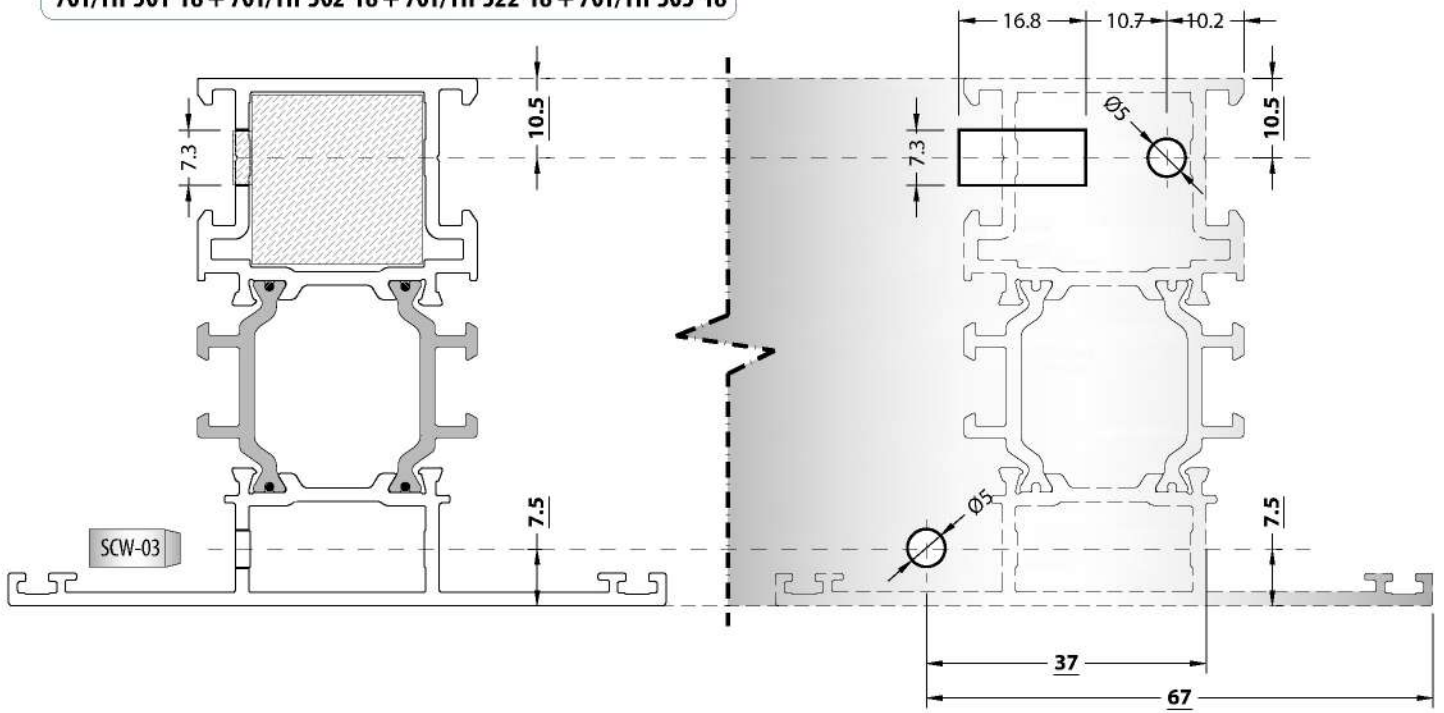


MECHANICAL CORNER JOINT HOLES DIEMENSION
MEKANİK KÖŞE BAĞLANTI DELİK ÖLÇÜLERİ

70T/TH-262-18

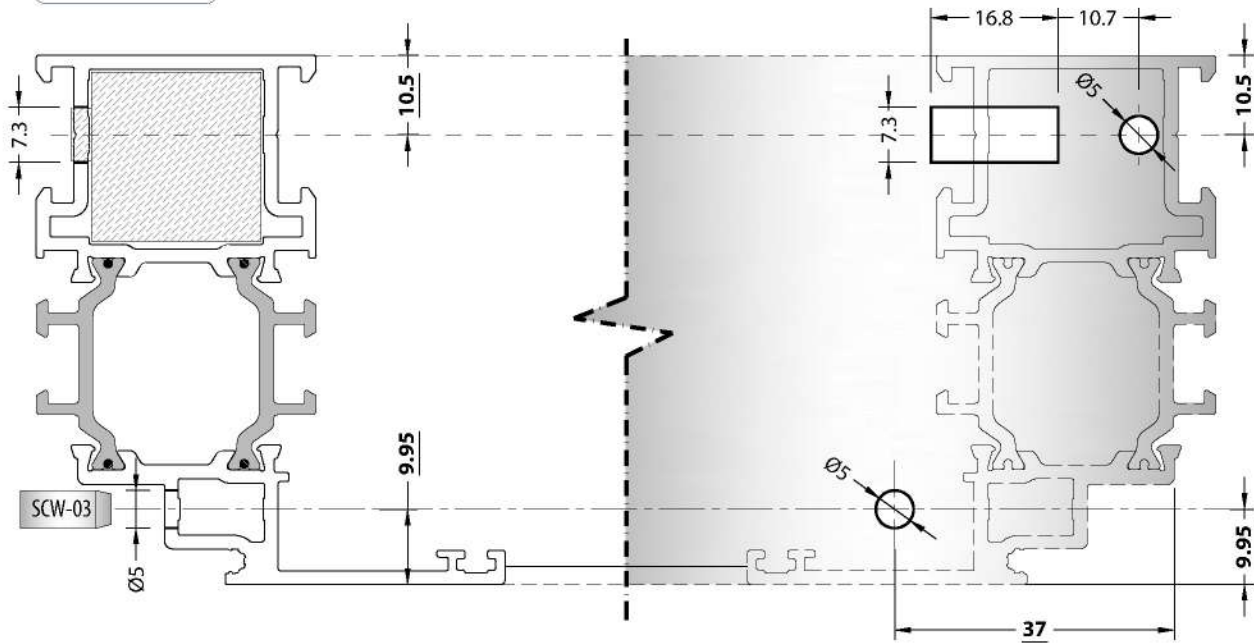


70T/TH-301-18 + 70T/TH-302-18 + 70T/TH-322-18 + 70T/TH-303-18

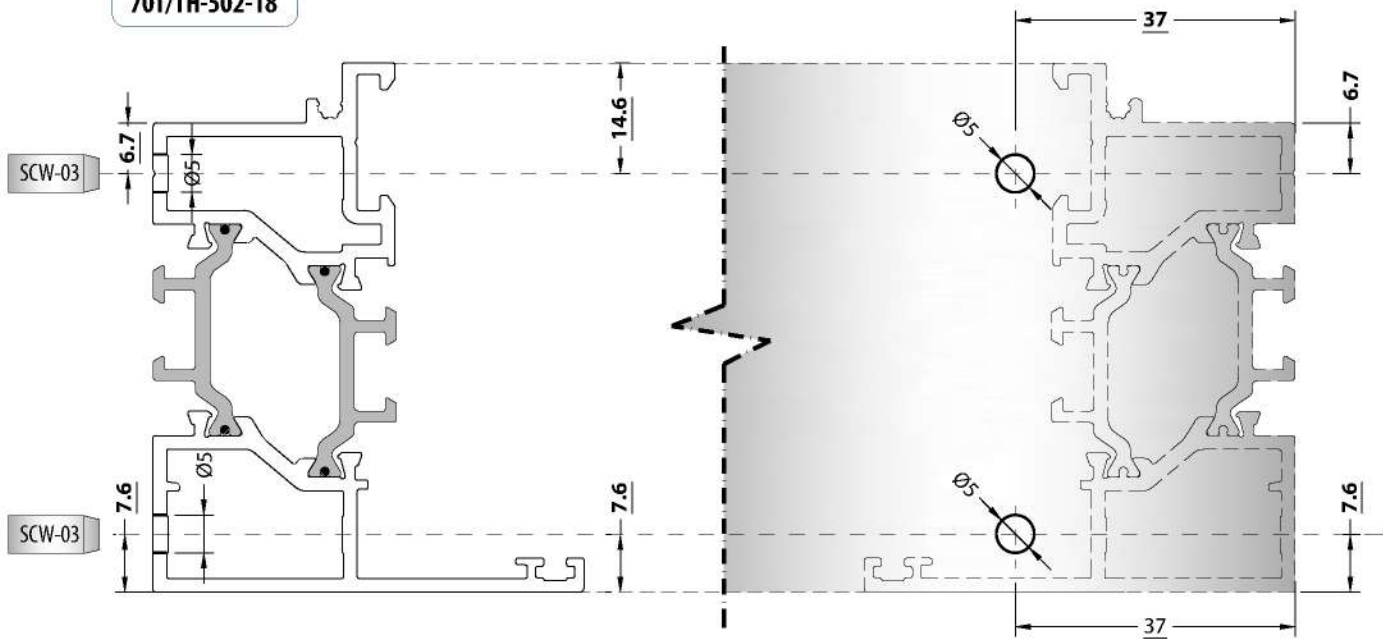


MECHANICAL CORNER JOINT HOLES DIEMENSION
MEKANİK KÖŞE BAĞLANTI DELİK ÖLÇÜLERİ

70T/TH-404-18



70T/TH-502-18

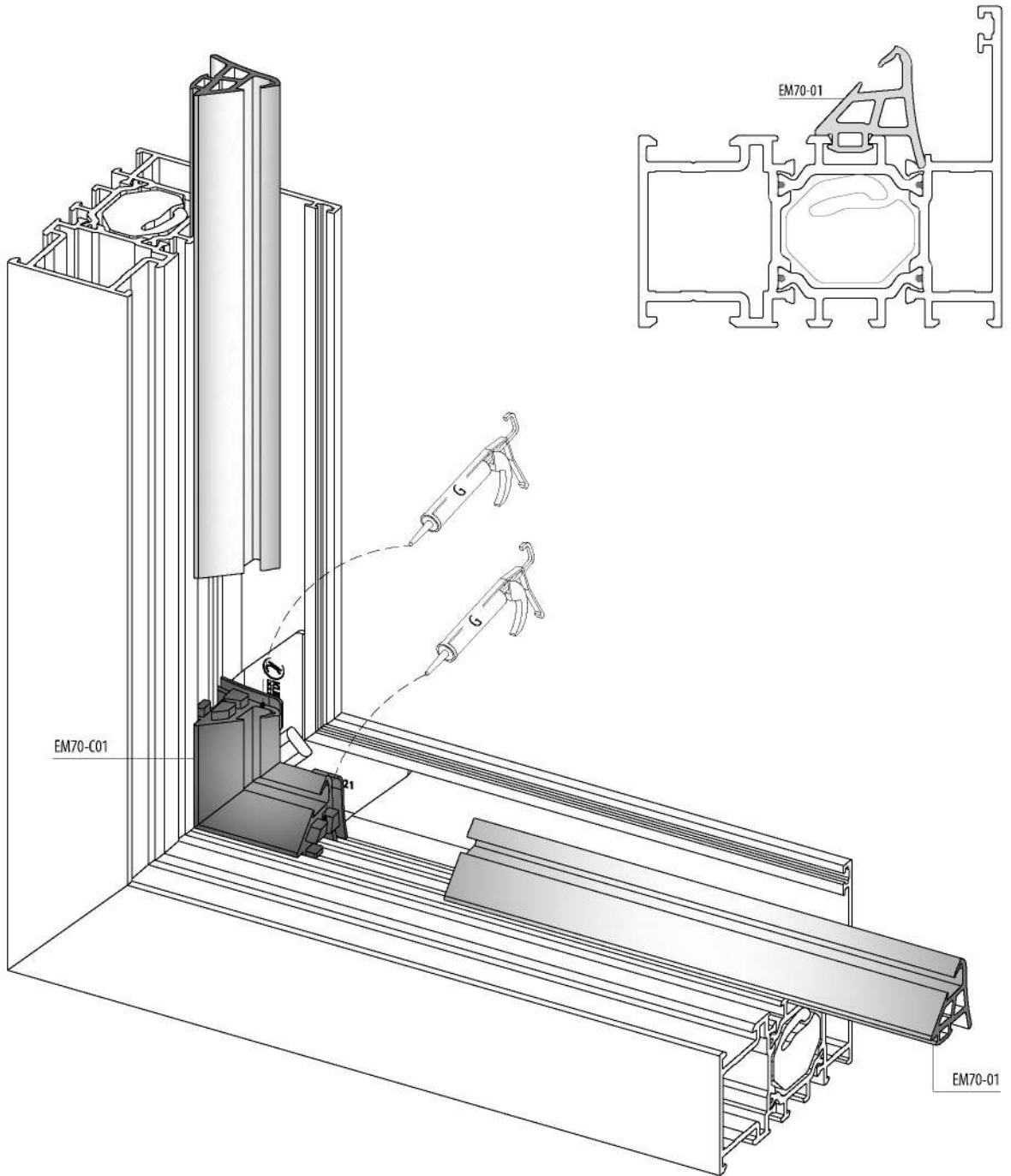



CENTRAL GASKET ENJECTION CORNER / TOZLUK FİTİLİ ENJEKSİYON KÖŞE

EM70-01
Central Gasket
Tozluk Fitili



EM70-C01
Enjection Corner
Enjeksiyon Köşe

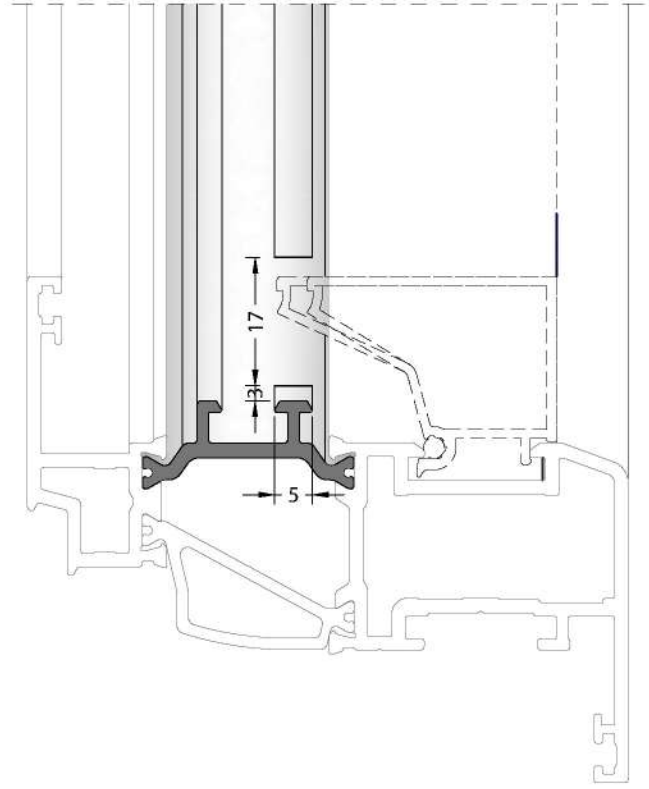
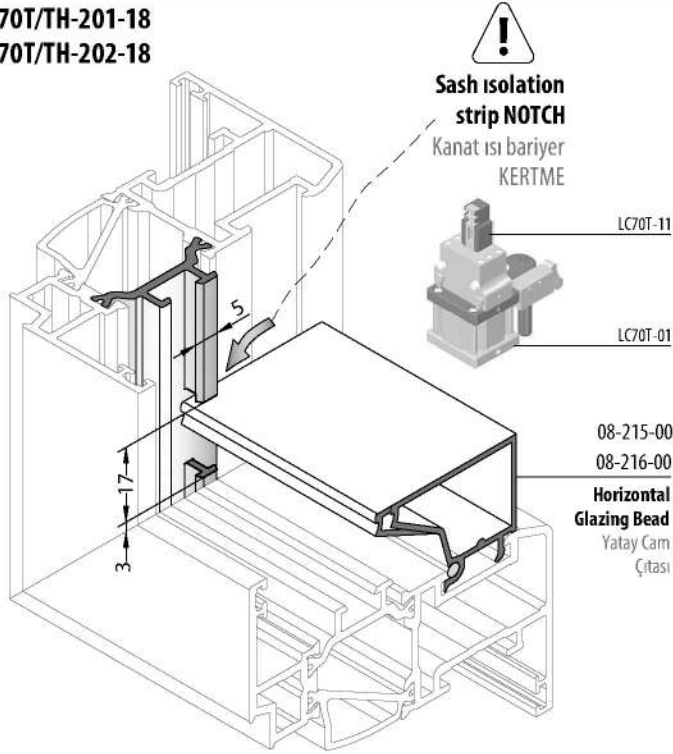


 G = EPDM GLUE
EPDM YAPIŞTIRICI

ISOLATION STRIP NOTCH / ISI BARIYER KERTME

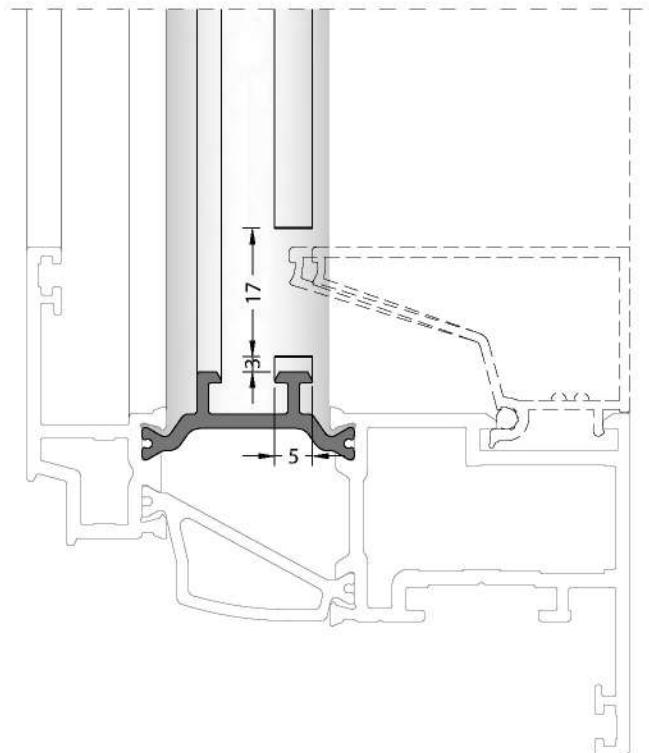
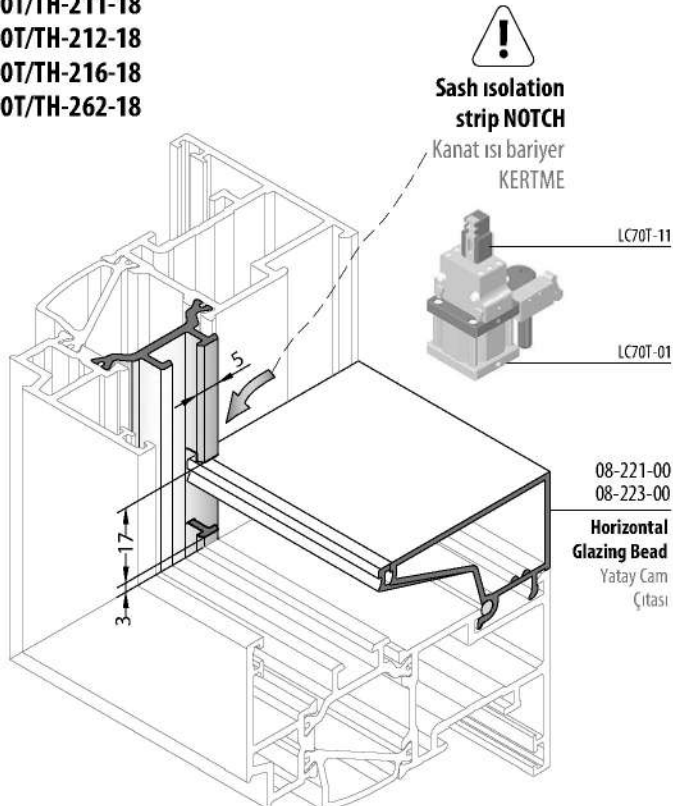
INSIDE OPENING OVAL SASHES / İÇE AÇILIR OVAL KANATLAR

70T/TH-201-18
70T/TH-202-18



INSIDE OPENING DÜZ SASHES / İÇE AÇILIR DÜZ KANATLAR

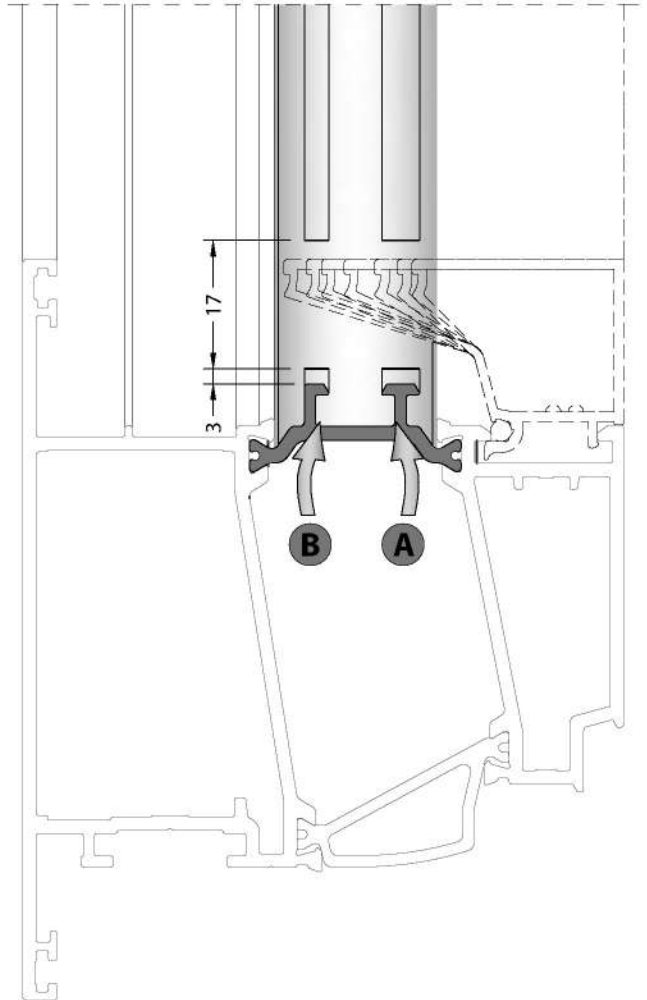
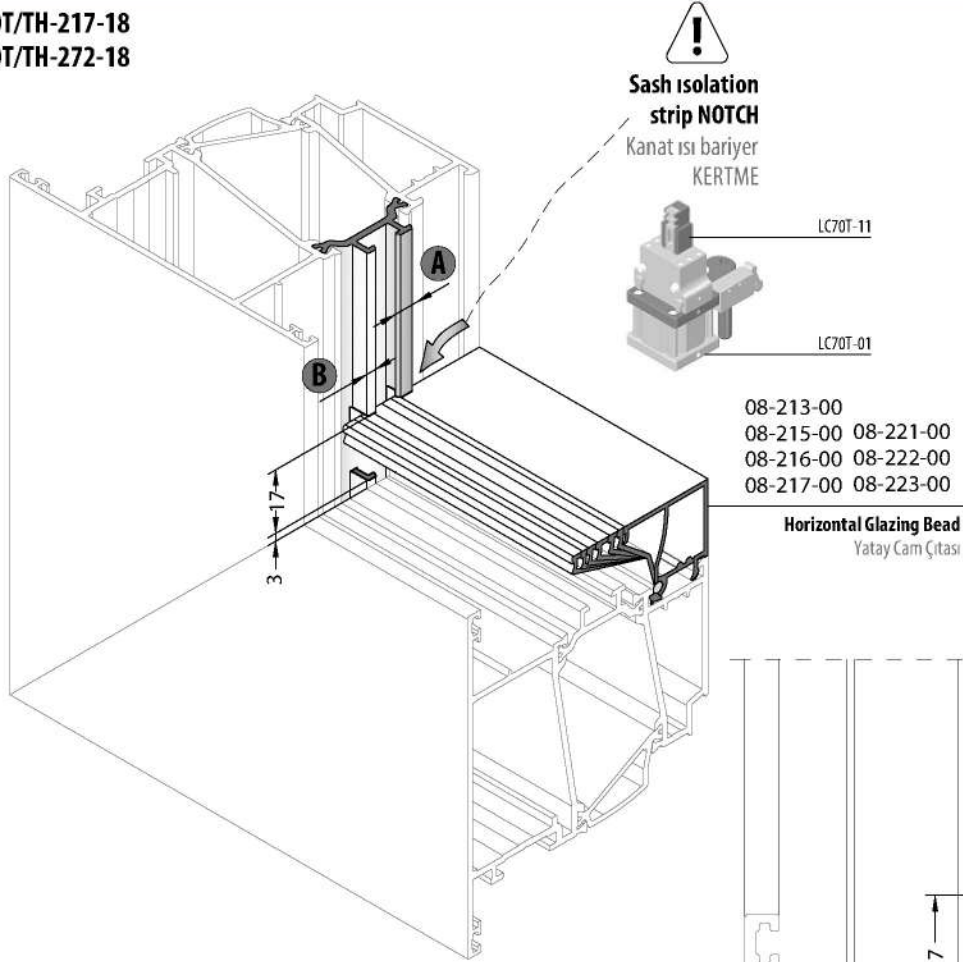
70T/TH-211-18
70T/TH-212-18
70T/TH-216-18
70T/TH-262-18



ISOLATION STRIP NOTCH / ISI BARIYER KERTME

OUTSIDE OPENING DÜZ SASHES / DIŞA AÇILIR DÜZ KANATLAR

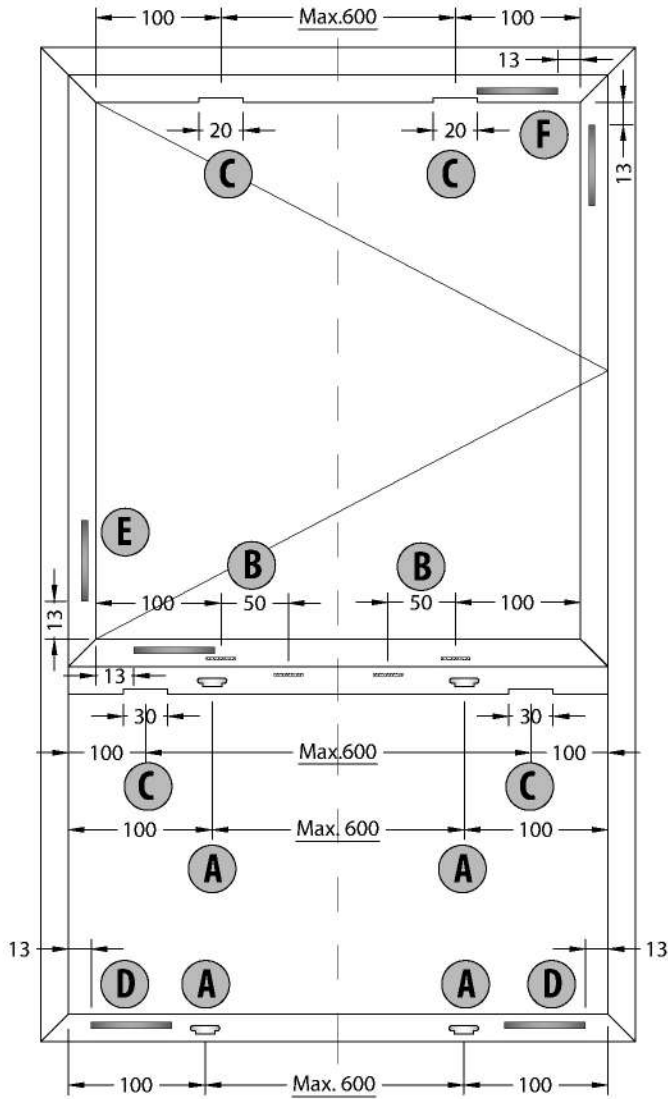
70T/TH-217-18
70T/TH-272-18



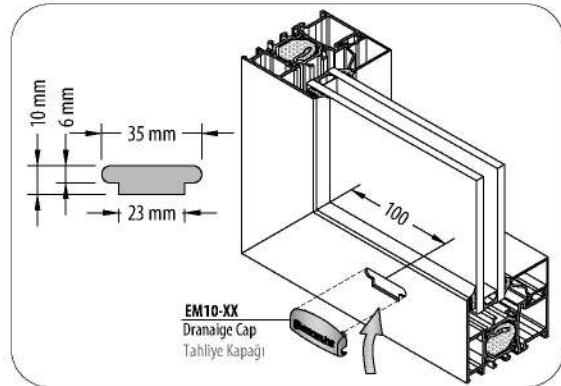
ISOLATION STRIP NOTCH / ISI BARIYER KERTME

GLAZING BEAD CAM ÇITASI	SASH KANAT	A NOTCH KERTME	B NOTCH KERTME
08-213-00	70T/TH-217-18 70T/TH-272-18	✓	-
08-215-00		✓	-
08-216-00		✓	-
08-217-00		✓	-
08-221-00		✓	✓
08-222-00		✓	✓
08-223-00		✓	✓

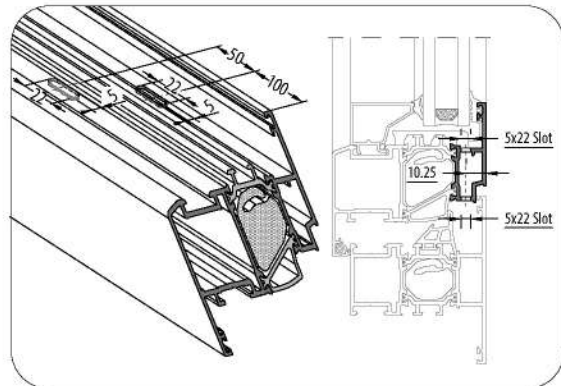
GENERAL DRAINAGE METHOD / GENEL TAHLİYE METODU



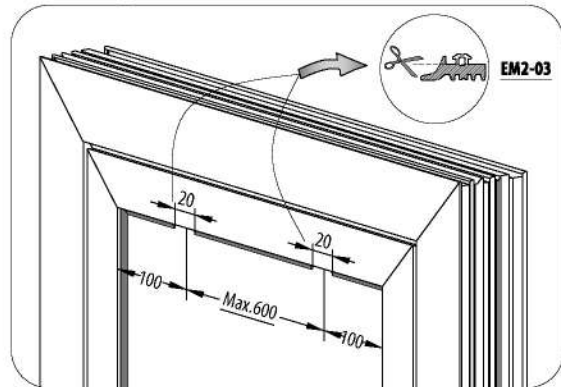
A FRAME WATER DRAINAGE / KASA TAHLİYE



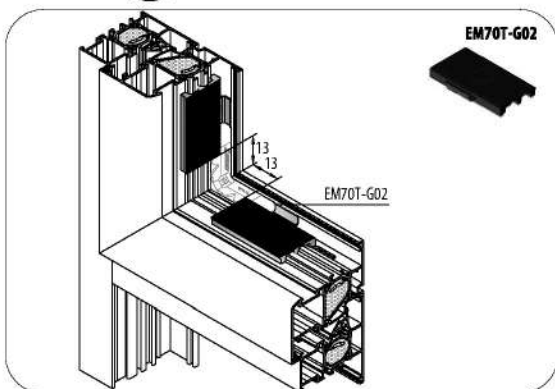
B SASH WATER DRAINAGE / KANAT TAHLİYE



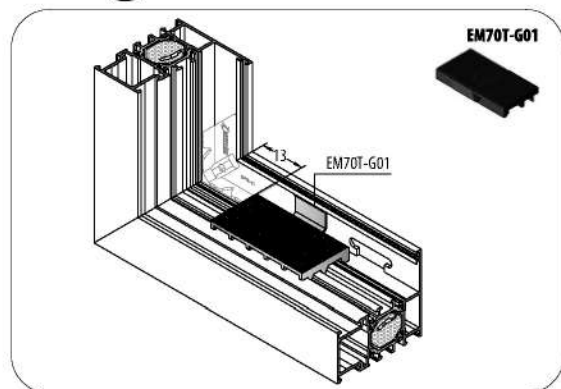
C PRESSURE EQUALIZER / BASINÇ DENGELEYİCİ



E SECTION / KESİTİ

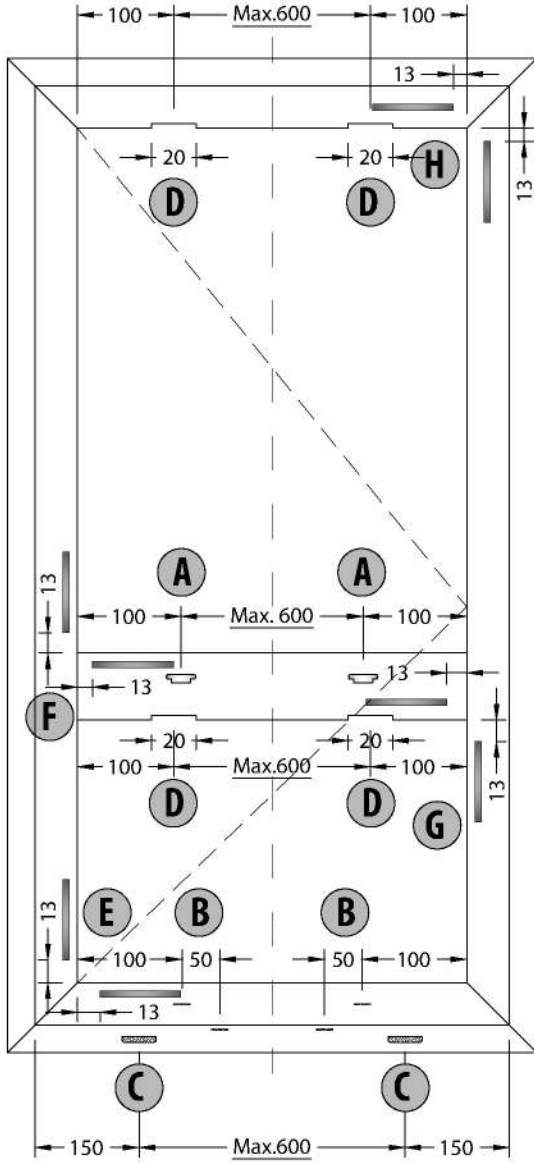


D SECTION / KESİTİ

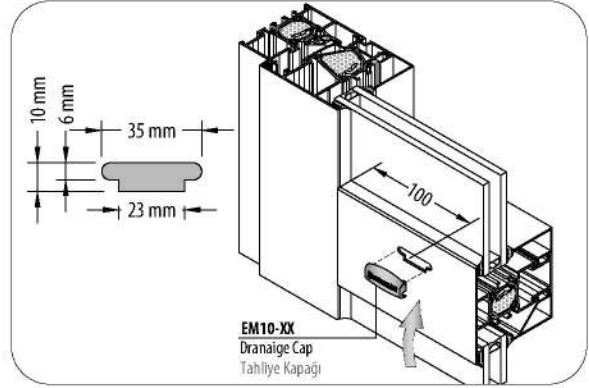


OUTWARD OPENING DOOR / DIŞA AÇILIR KAPI

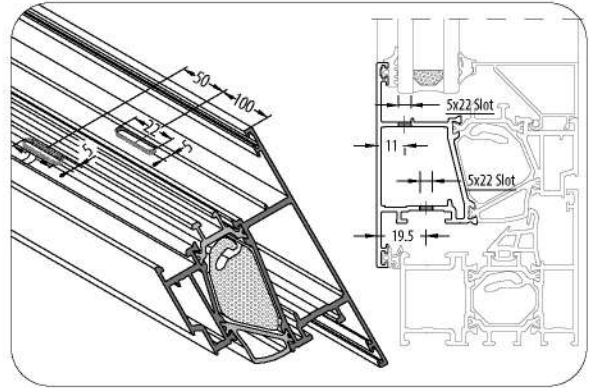
70T/TH-272-18



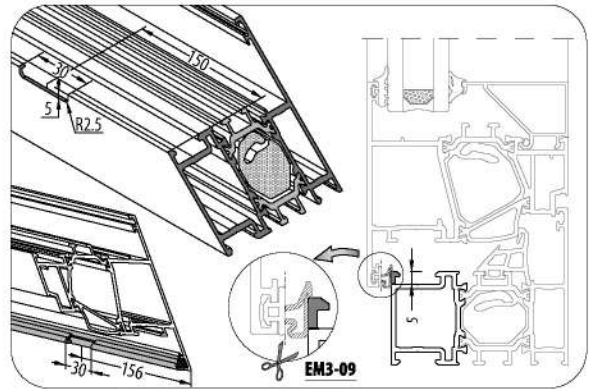
A FRAME WATER DRAINAIGE / KASA TAHLİYE



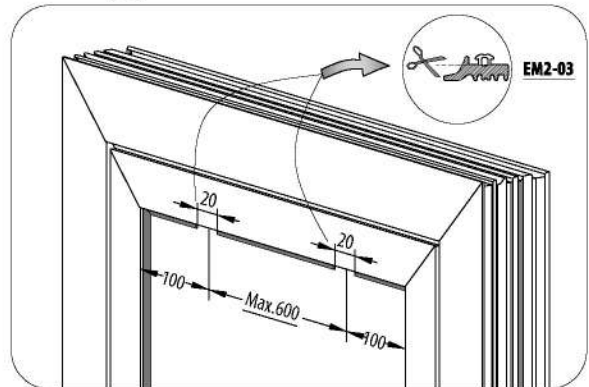
B SASH WATER DRAINAIGE / KANAT TAHLİYE



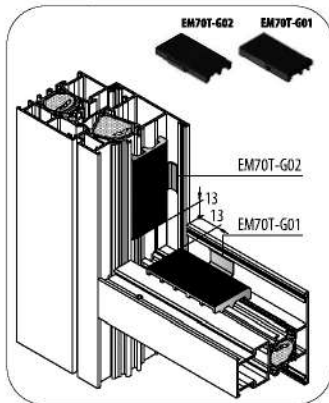
C FRAME WATER DRAINAIGE / KASA TAHLİYE



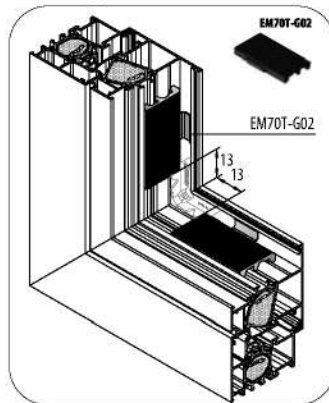
D PRESSURE EQUALIZER / BASINÇ DENGELİYİCİ



F SECTION / KESİTİ

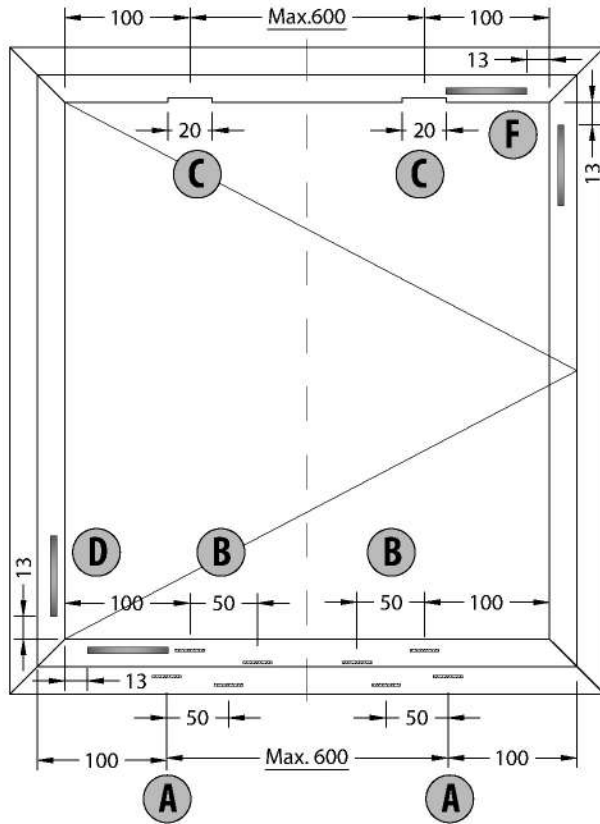


E SECTION / KESİTİ

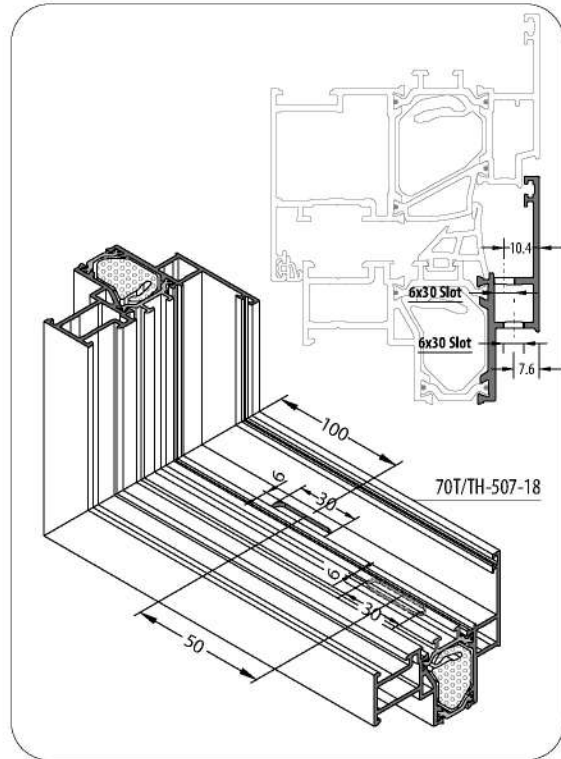


GENERAL DRAINAGE METHOD / GENEL TAHLİYE METODU

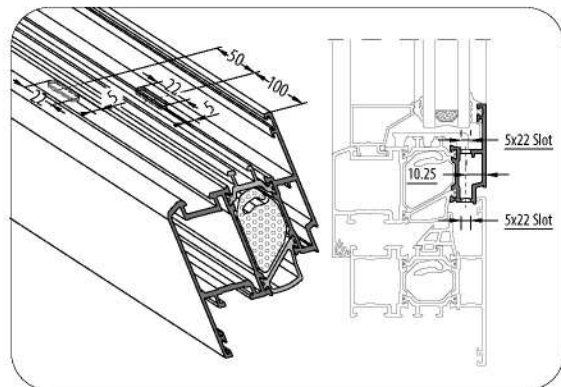
70T/TH-507-18



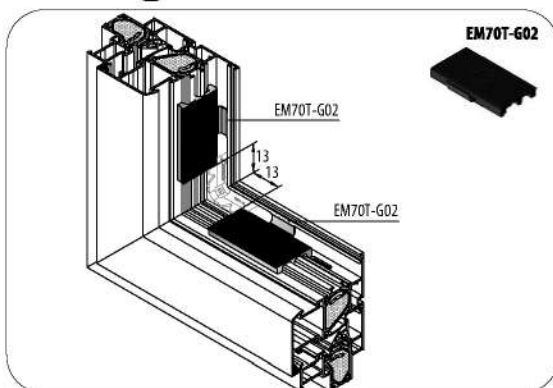
A FRAME WATER DRAINAGE / KASA TAHLİYE



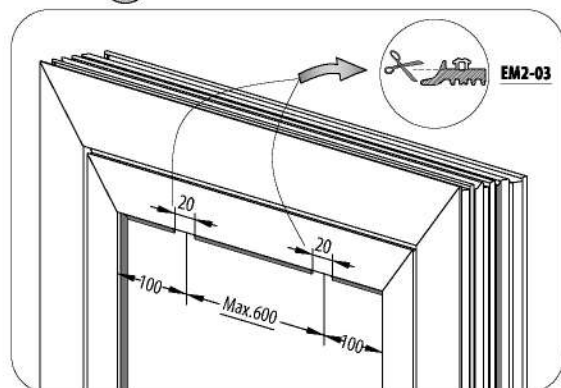
B SASH WATER DRAINAGE / KANAT TAHLİYE



D SECTION / KESİTİ



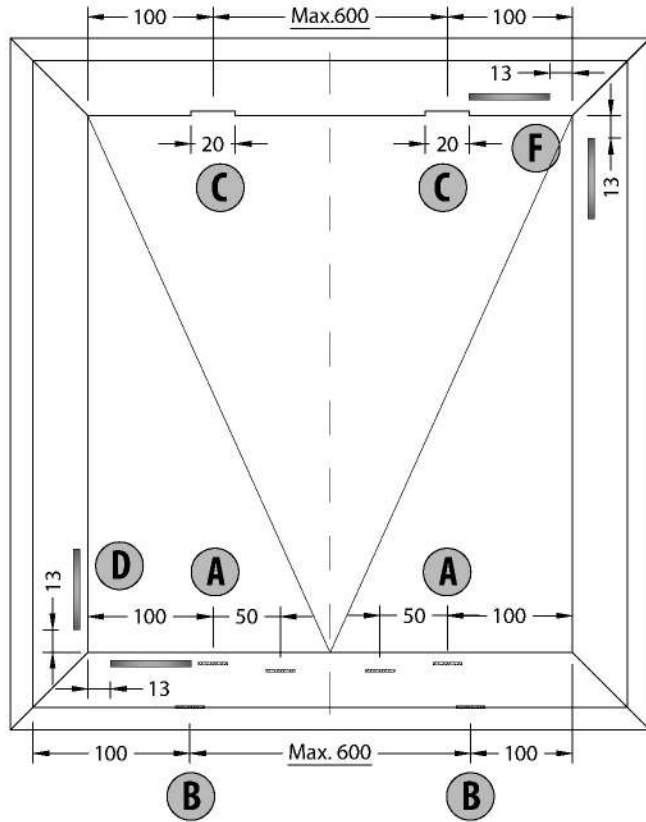
C PRESSURE EQUALIZER / BASINÇ DENGELİYİCİ



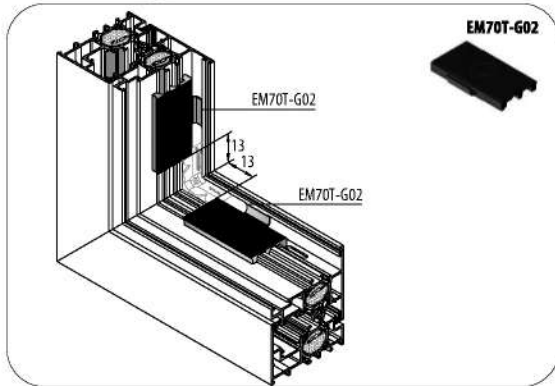
GENERAL DRAINAGE METHOD / GENEL TAHLİYE METODU

70T/TH-281-18

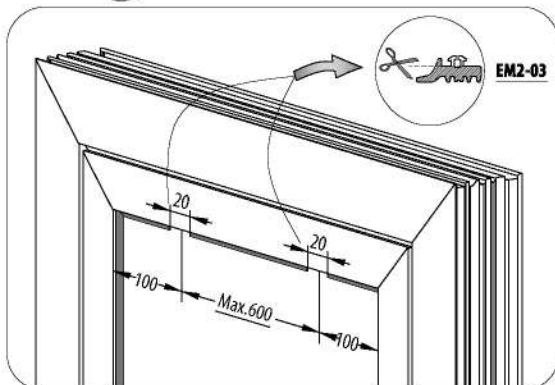
OUTWARD - 2 / DIŞA AÇILIM-2



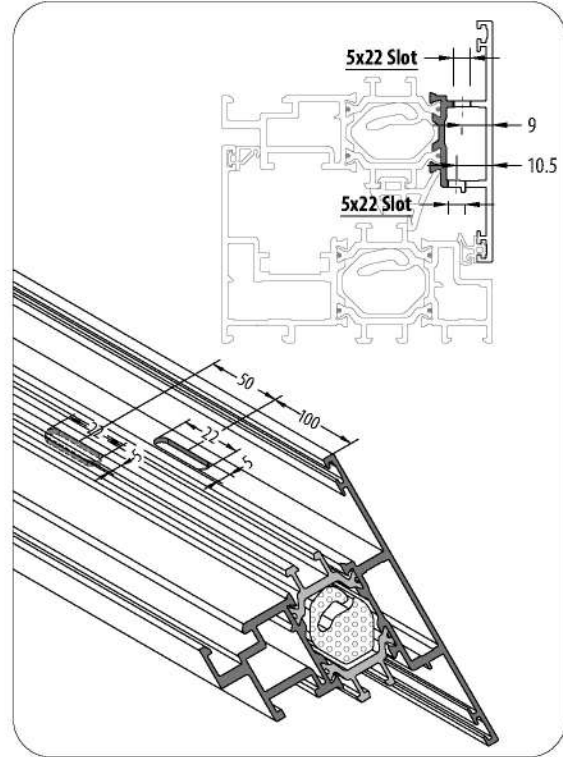
D SECTION / KESİTİ



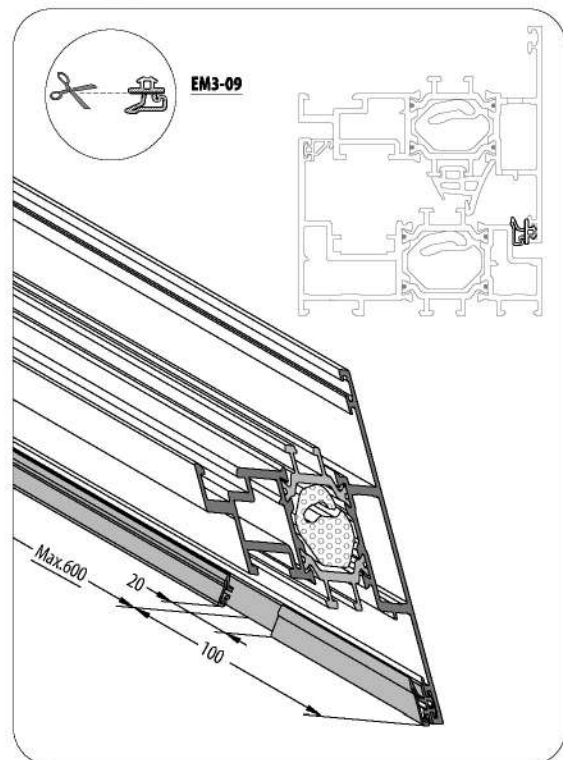
C PRESSURE EQUALIZER / BASINÇ DENGELEYİCİ



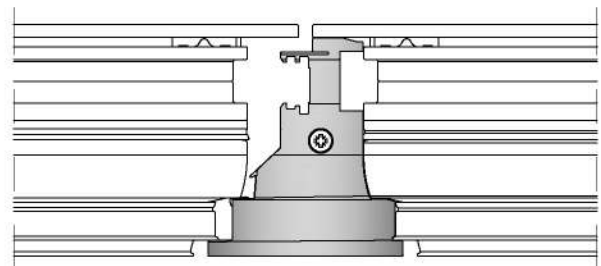
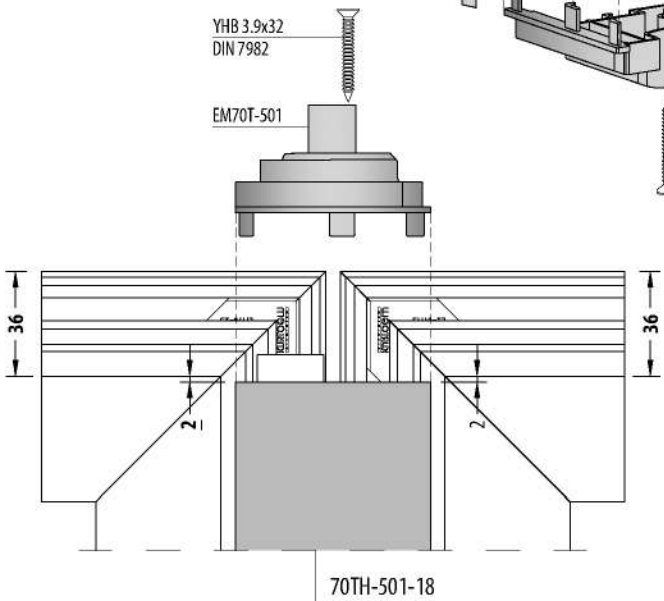
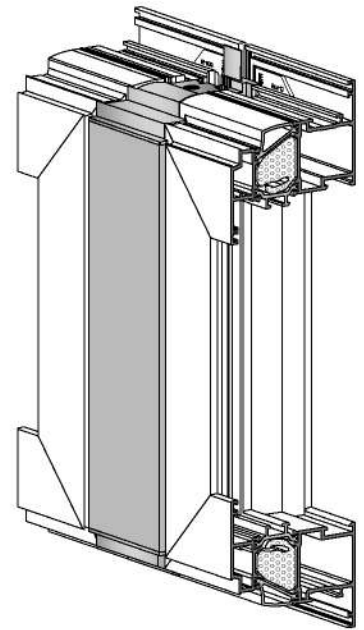
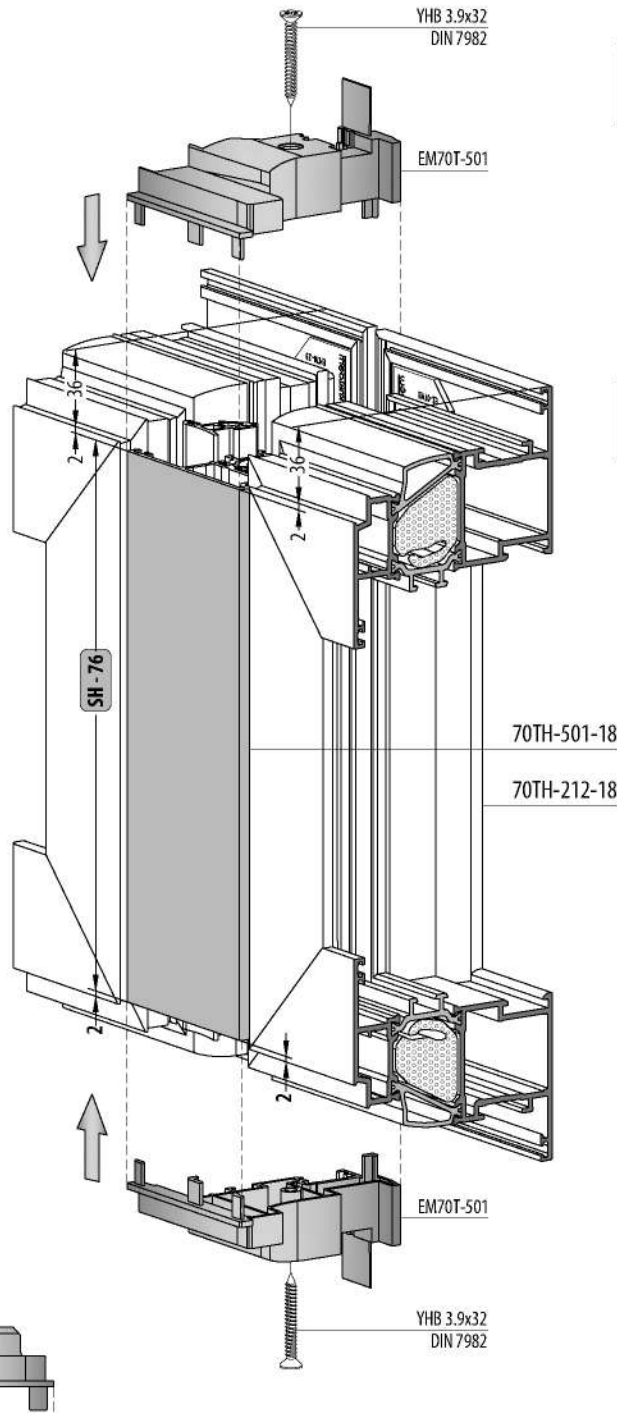
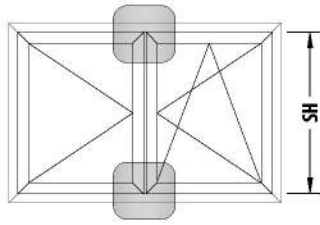
A FRAME WATER DRAINAGE / KASA TAHLİYE



B FRAME WATER DRAINAGE / KASA TAHLİYE



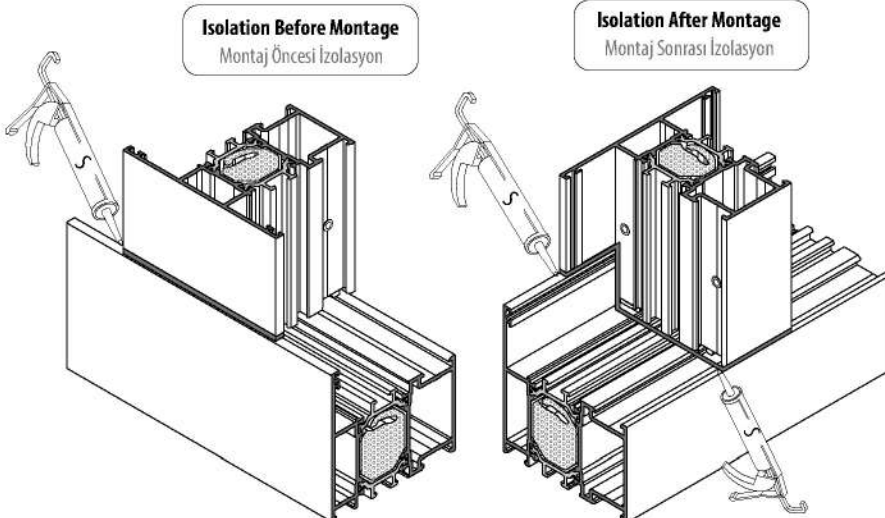
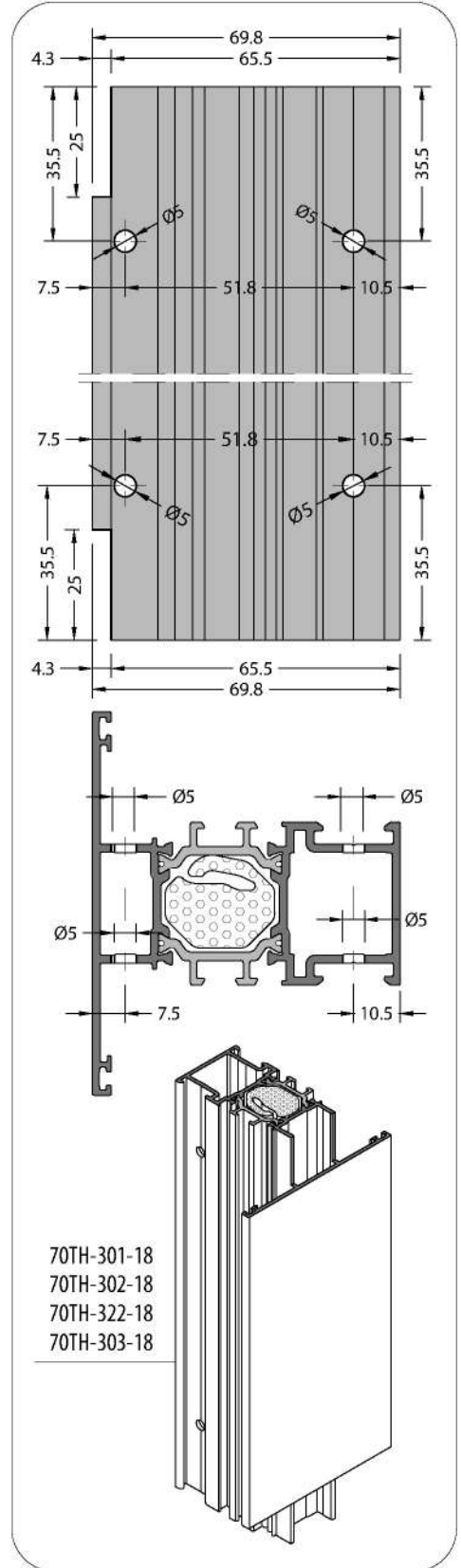
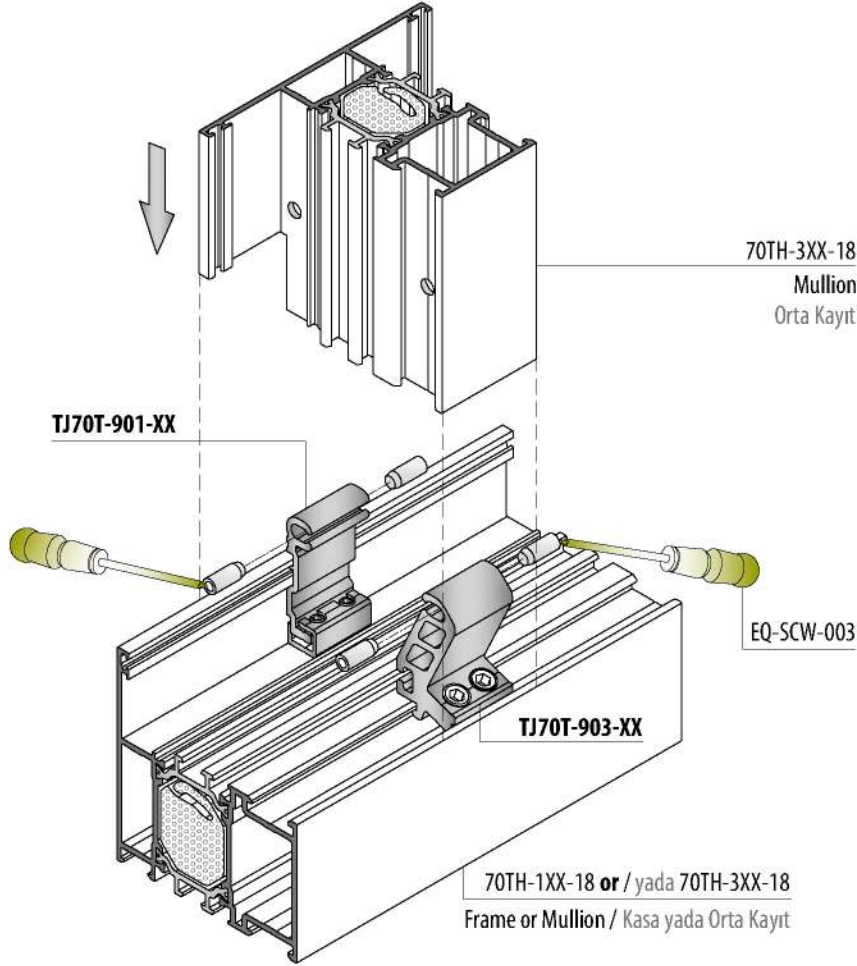
DOUBLE SASH ADAPTER CAP / ÇİFT KANAT ADAPTÖRÜ



MULLION PROFILE ASSEMBLY / ORTA KAYIT PROFİL MONTAJI

TO FRAME OR MULLION / KASAYA YADA ORTA KAYIDA

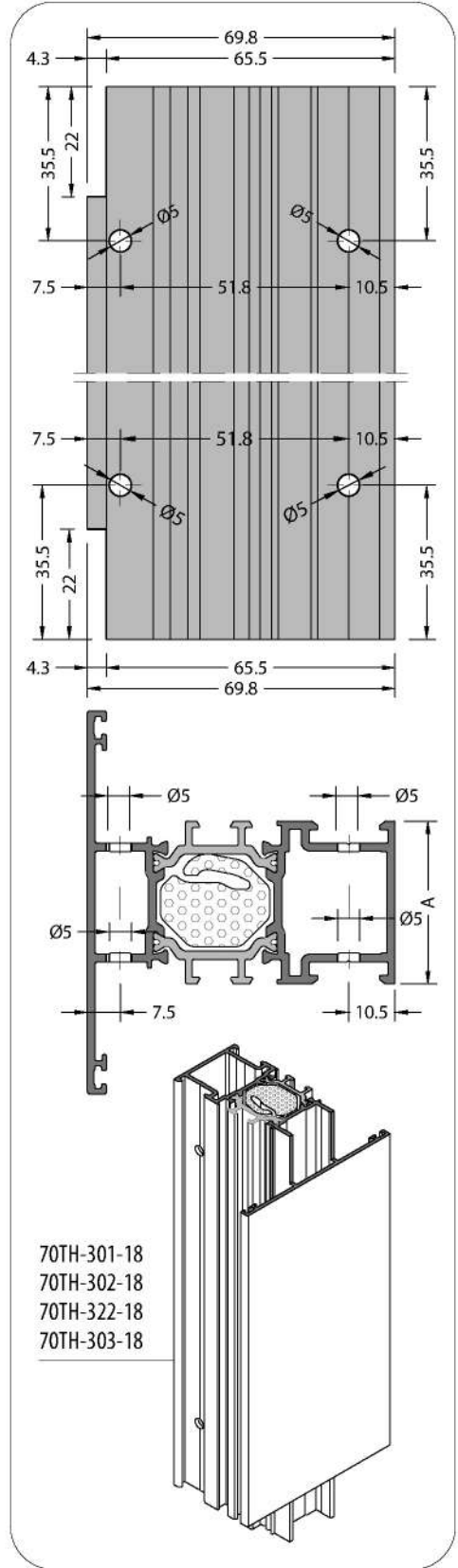
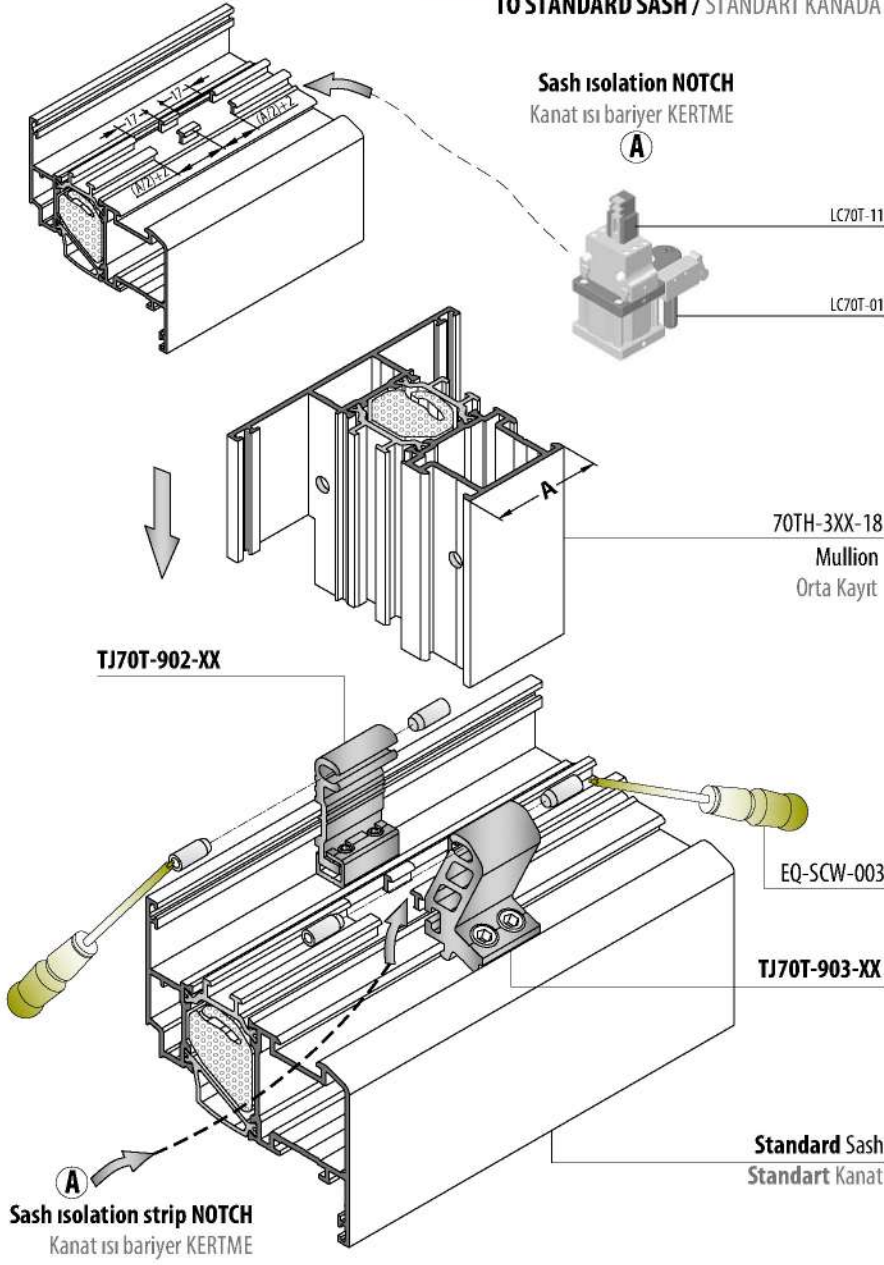
NOTCH / KERTME



MULLION PROFILE ASSEMBLY / ORTA KAYIT PROFİL MONTAJI

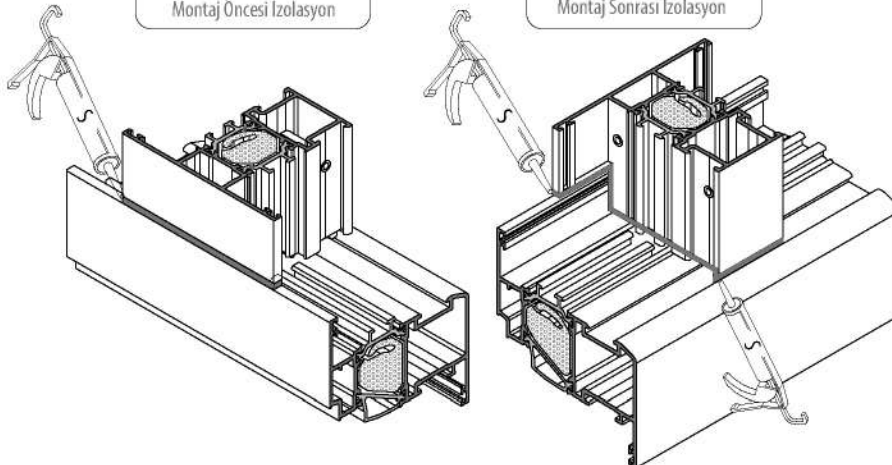
TO STANDARD SASH / STANDART KANADA

NOTCH / KERTME



Isolation Before Montage
Montaj Öncesi İzolasyon

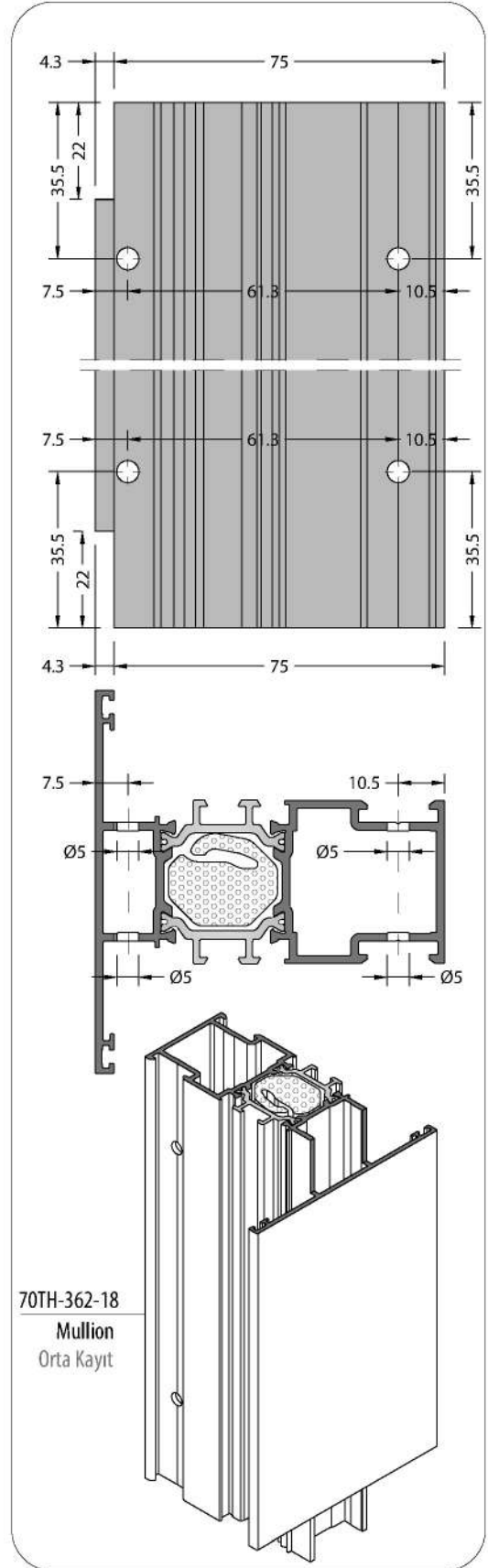
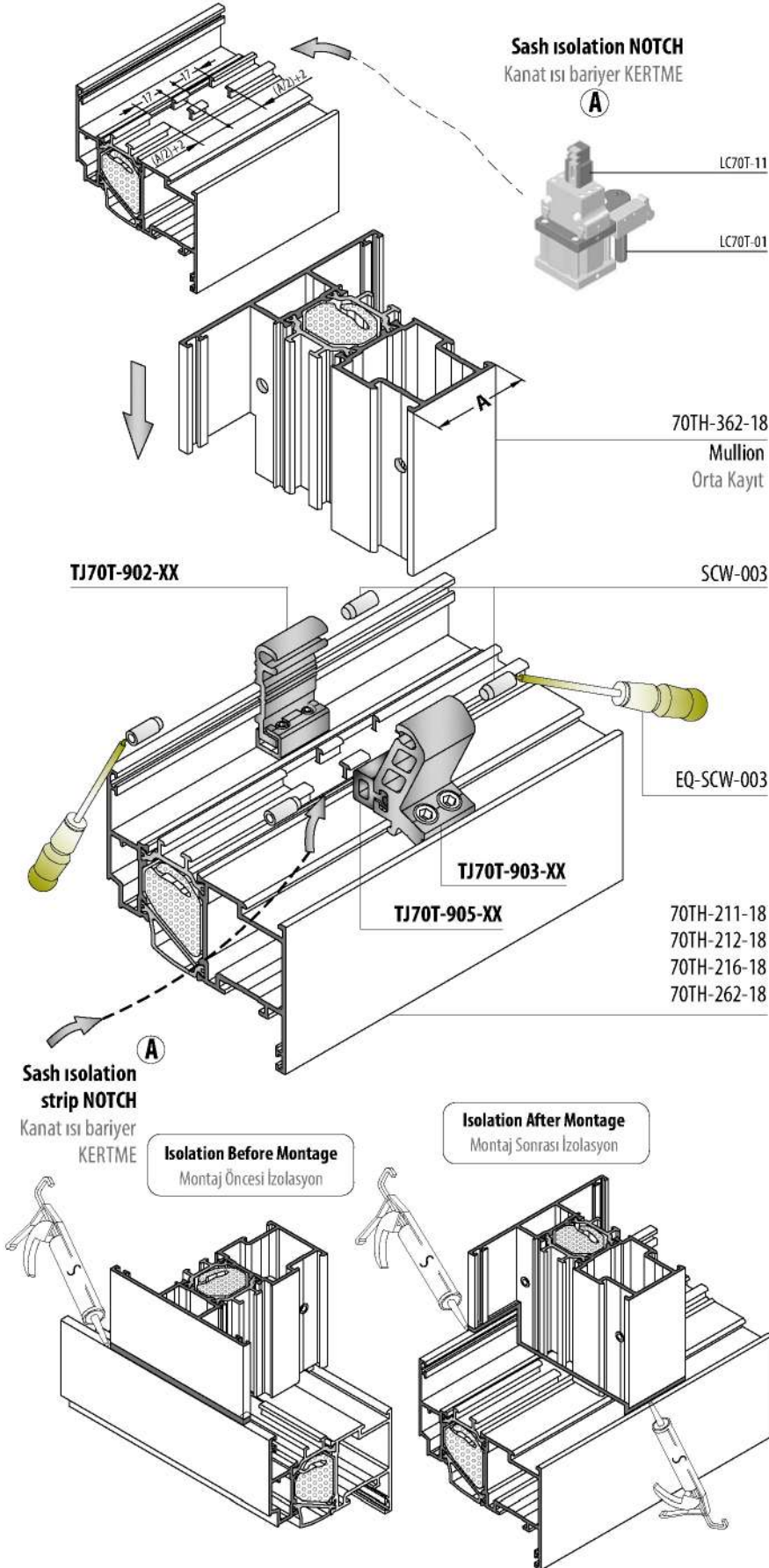
Isolation After Montage
Montaj Sonrası İzolasyon



MULLION PROFILE ASSEMBLY / ORTA KAYIT PROFİL MONTAJI

TO INSIDE OPENING FLAT SASH / İÇE AÇILIR DÜZ KANADA

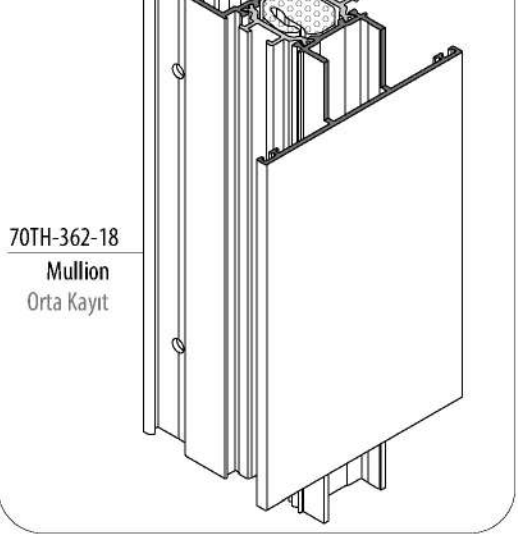
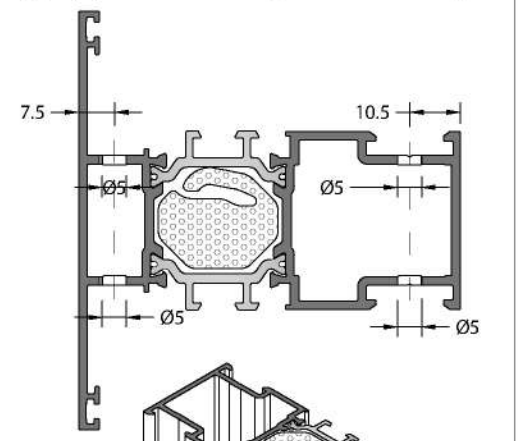
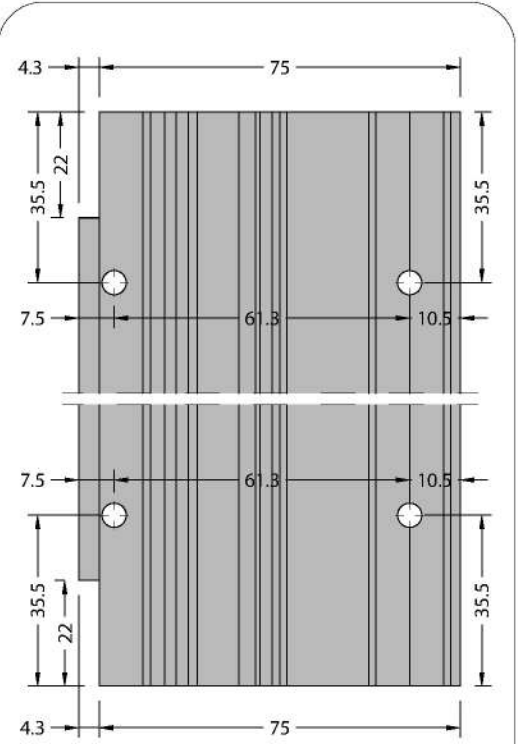
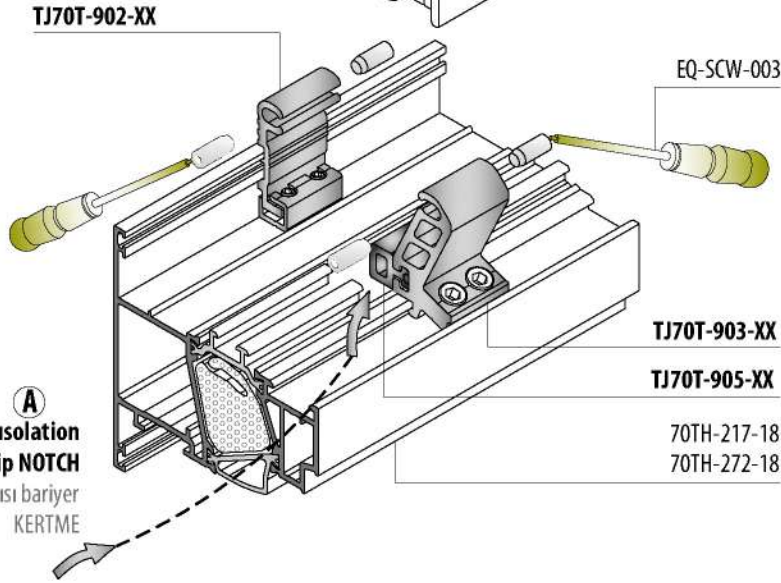
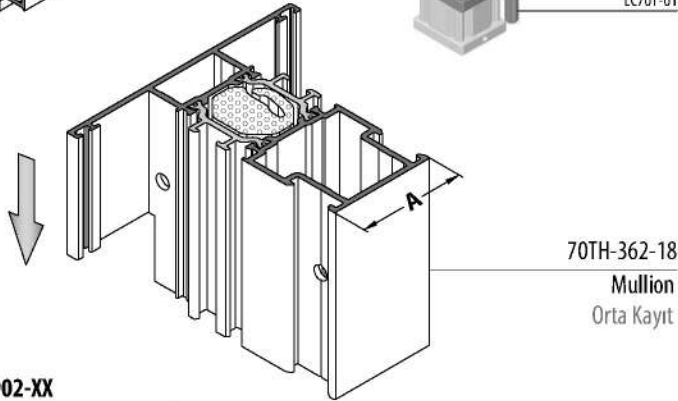
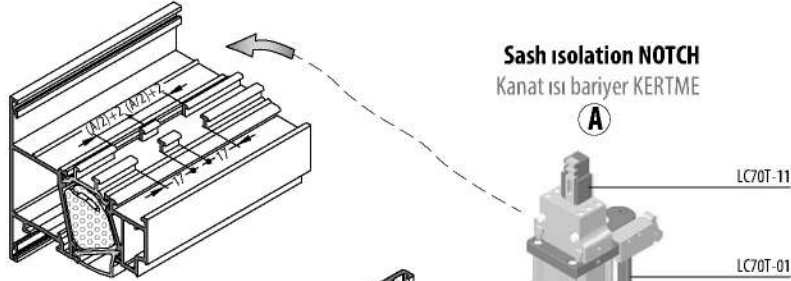
NOTCH / KERTME



MULLION PROFILE ASSEMBLY / ORTA KAYIT PROFİL MONTAJI

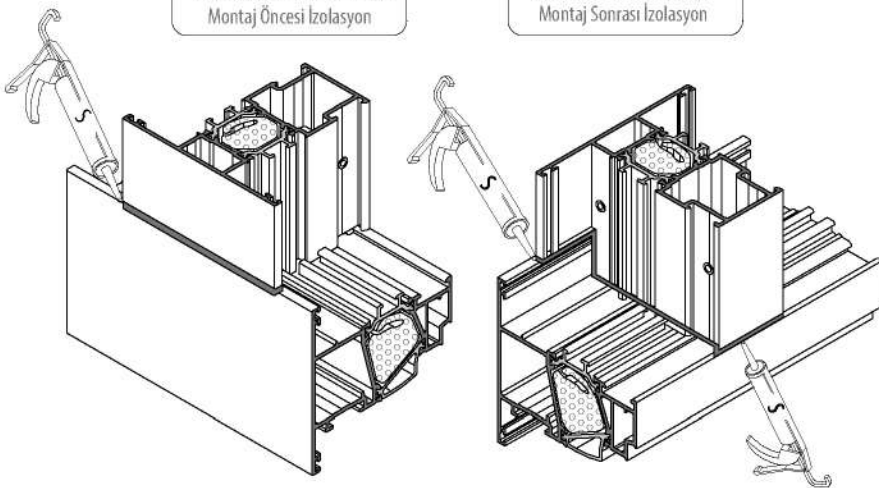
TO OUTSIDE OPENING FLAT SASH / DIŞA AÇILIR DÜZ KANADA

NOTCH / KERTME

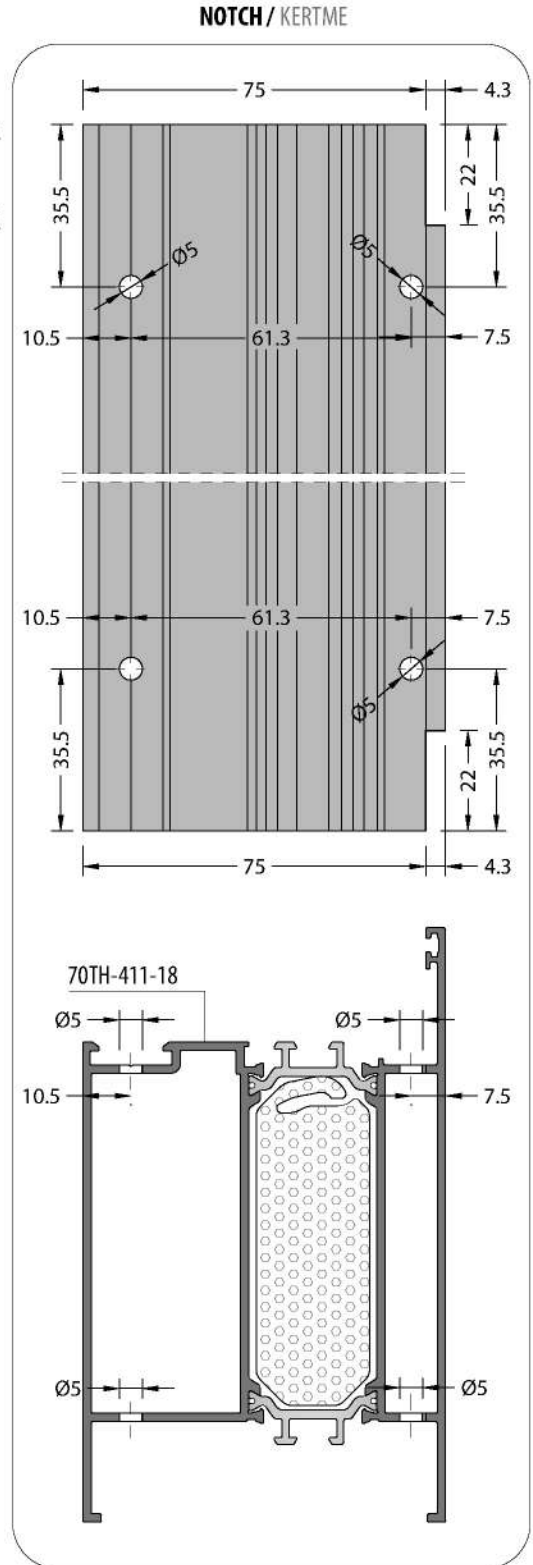
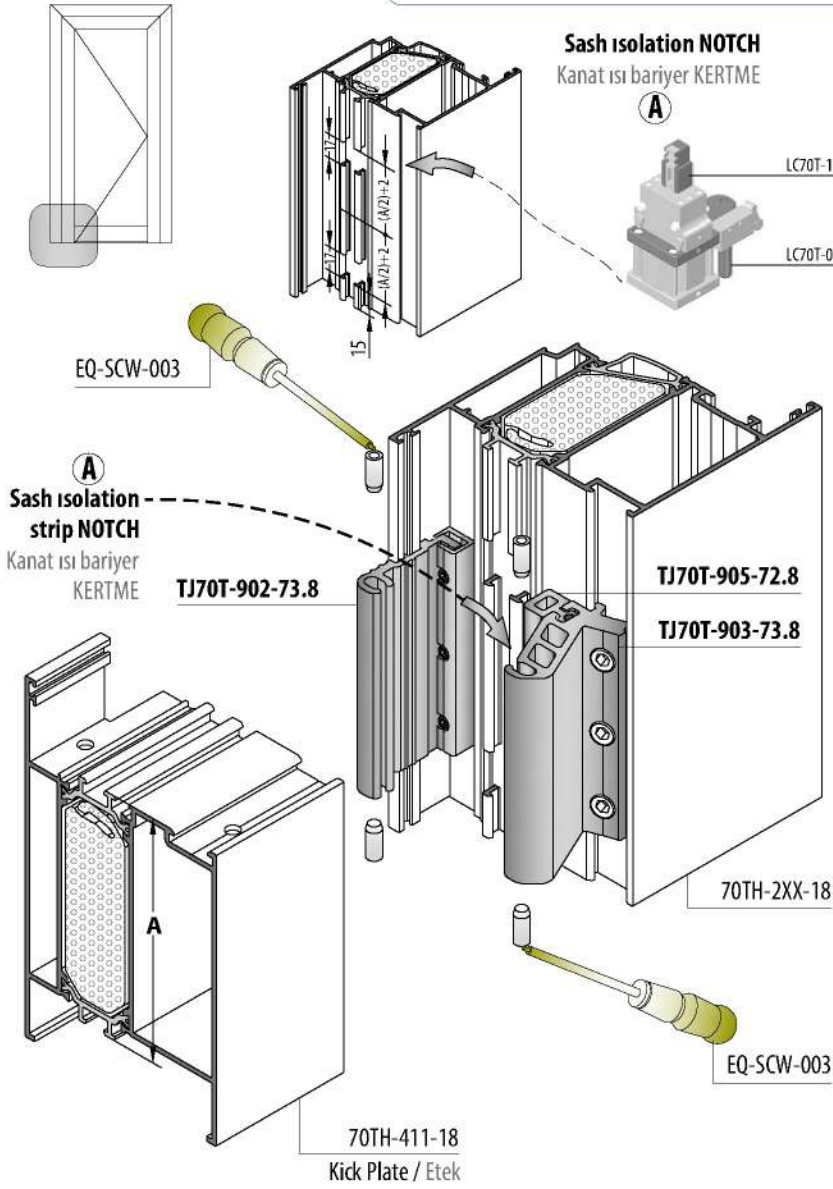


Isolation Before Montage
Montaj Öncesi İzolasyon

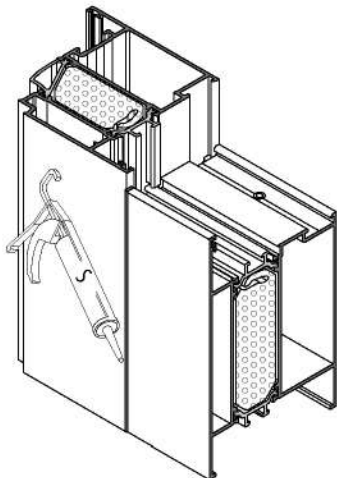
Isolation After Montage
Montaj Sonrası İzolasyon



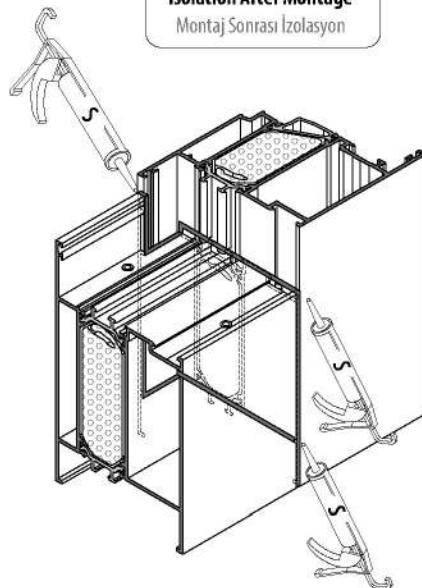
KICK PLATE PROFILE ASSEMBLY / ETEK PROFİL MONTAJI



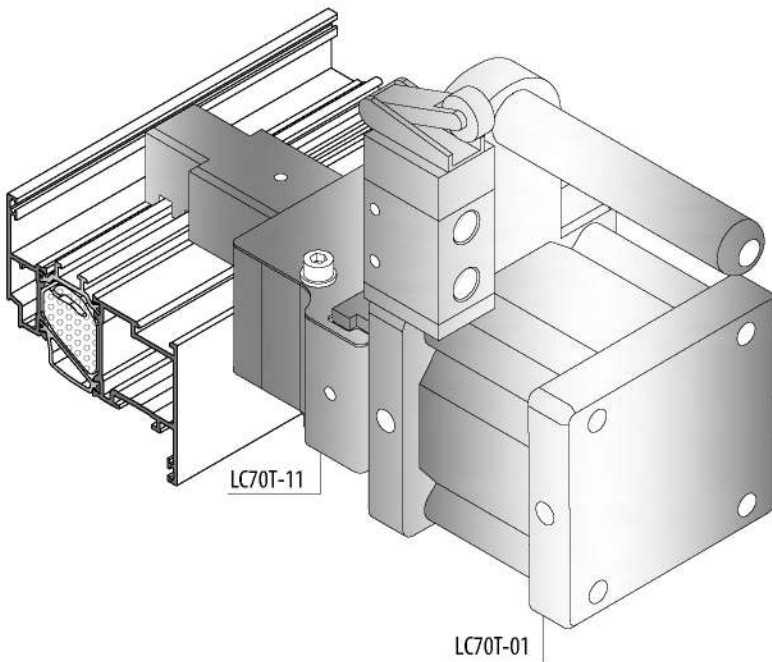
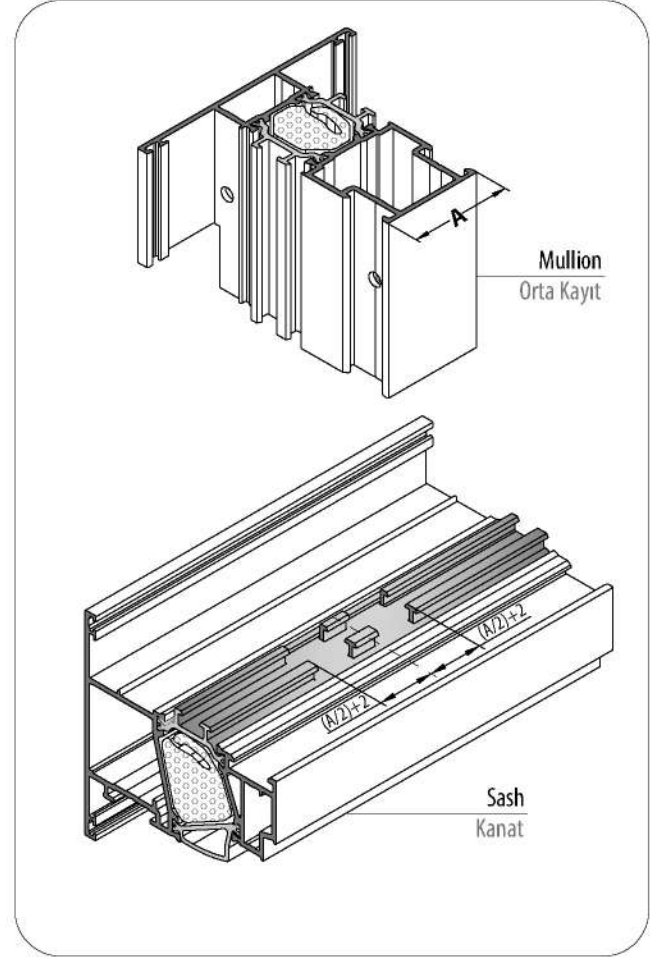
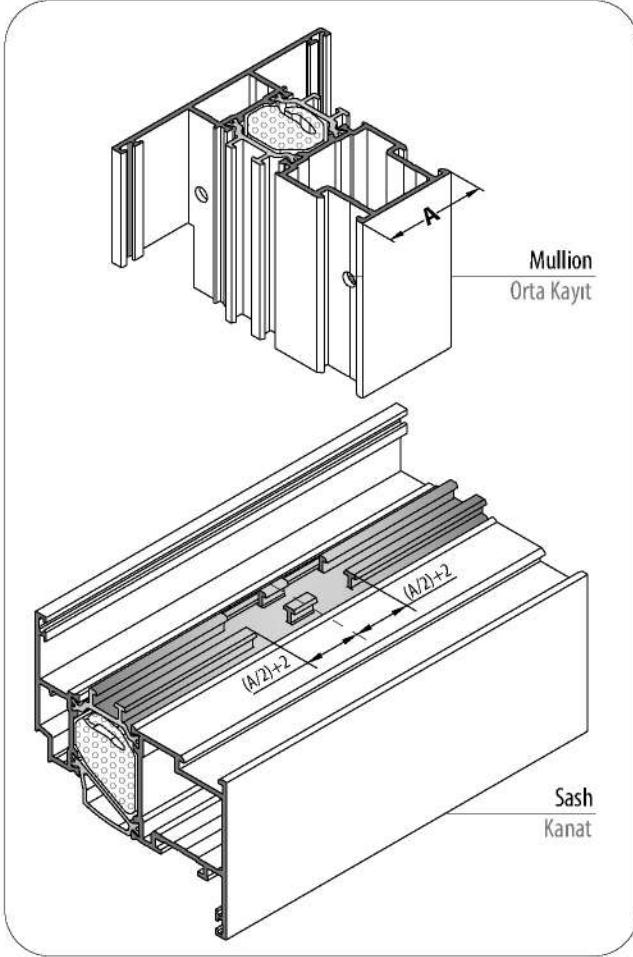
Isolation Before Montage
Montaj Öncesi İzolasyon



Isolation After Montage
Montaj Sonrası İzolasyon



SASH ISOLATION STRIP NOTCH SIZE FOR MULLION
ORTA KAYIT İÇİN KANAT ISI BARIYER KERTME ÖLÇÜLERİ

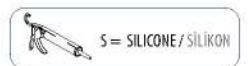

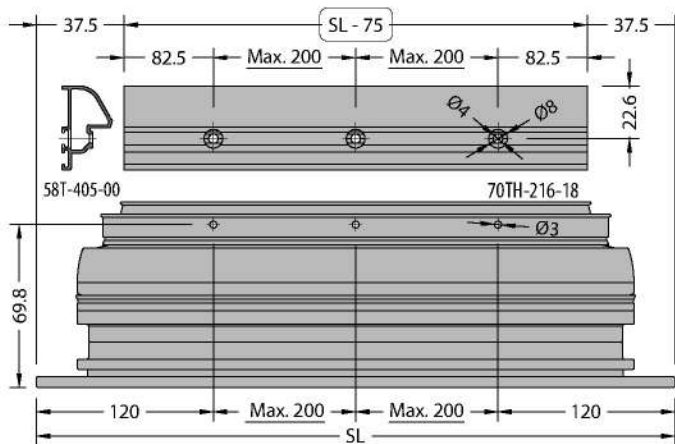
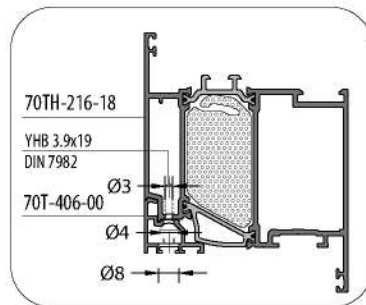
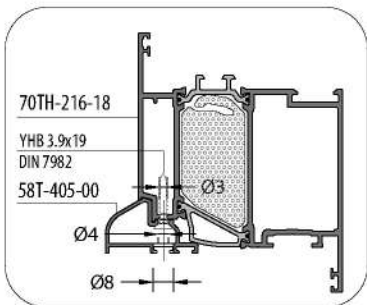
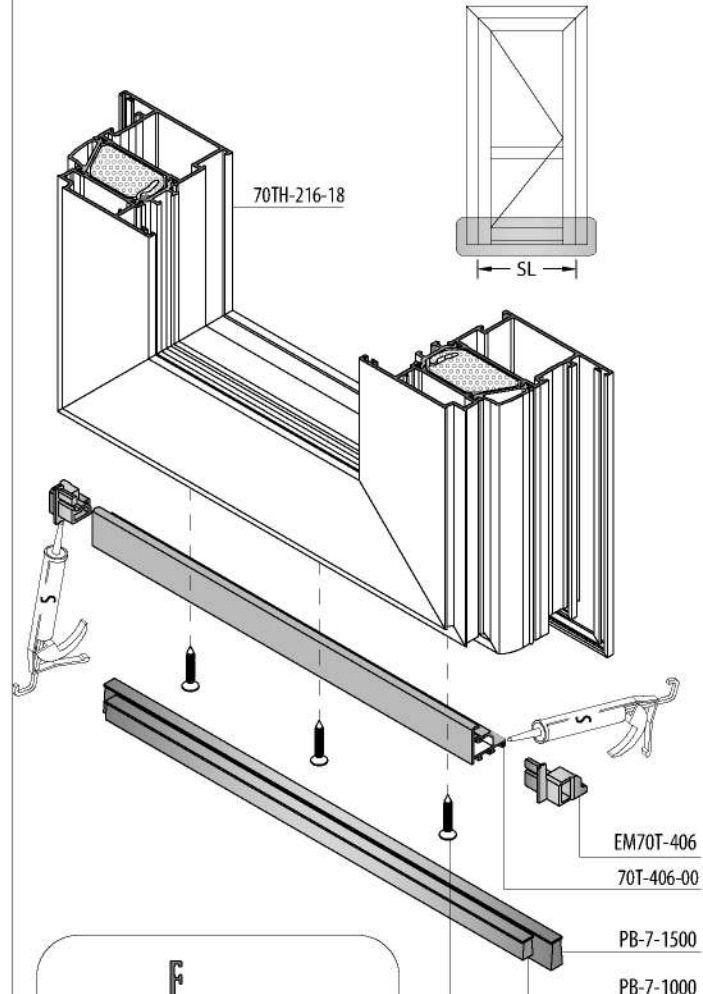
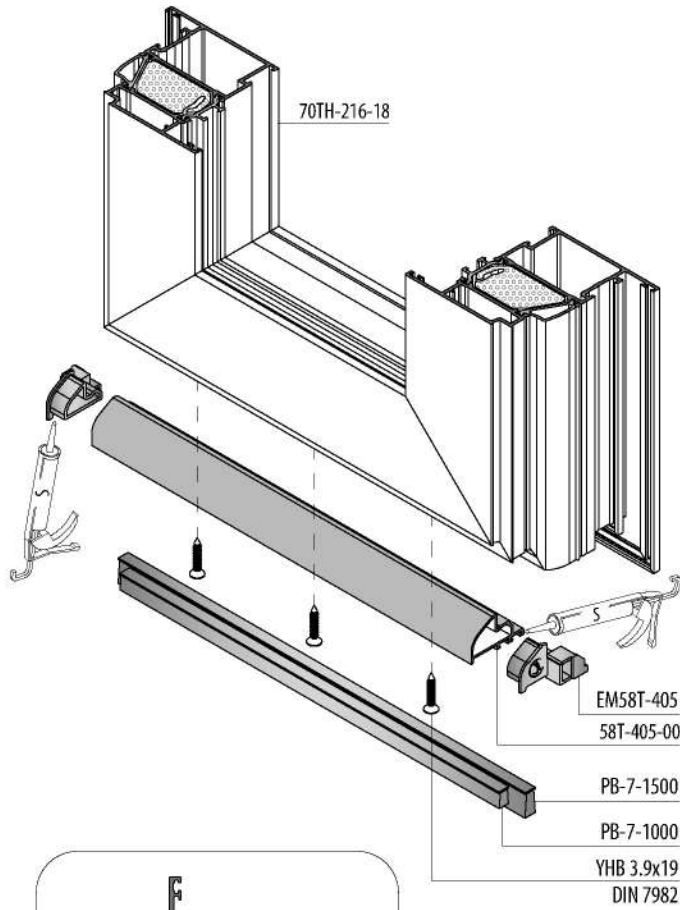


CODE / KOD	(A / 2) + 2
70T-301-18 / 70TH-301-18	14.5 mm
70T-302-18 / 70TH-302-18	20.5 mm
70T-322-18 / 70TH-322-18	
70T-303-18 / 70TH-303-18	25.5 mm
70T-362-18 / 70TH-362-18	20.5 mm
70T-411-18 / 70TH-411-18	46 mm

DOOR SASH DROPPER MONTAGE / KAPI KANADI DAMLALIK MONTAJI

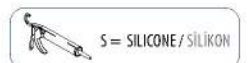
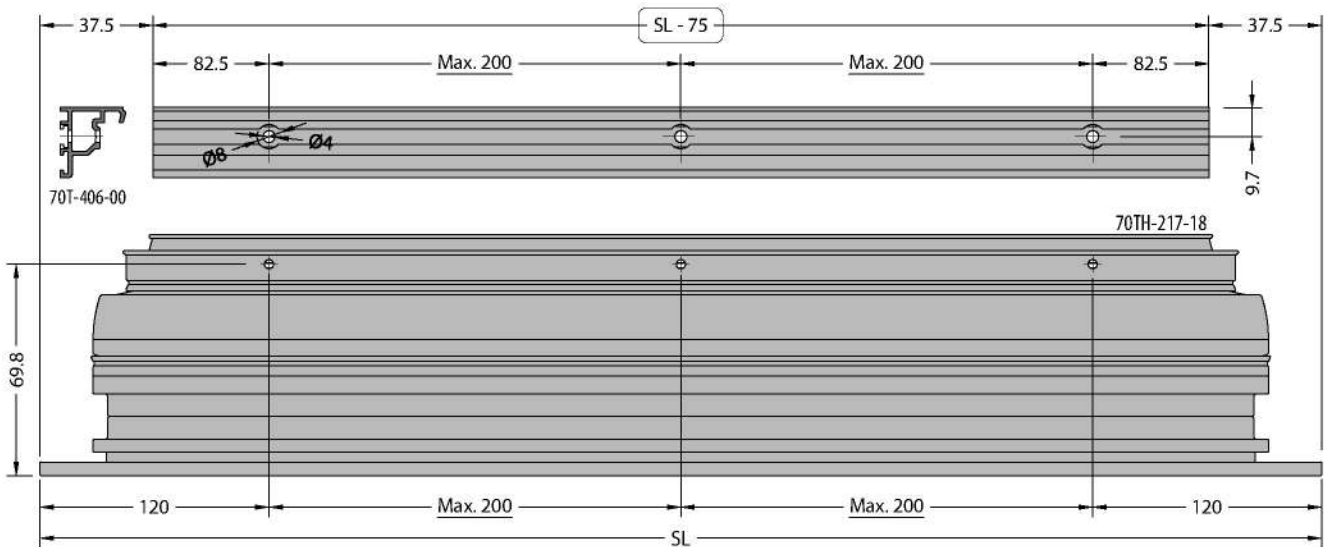
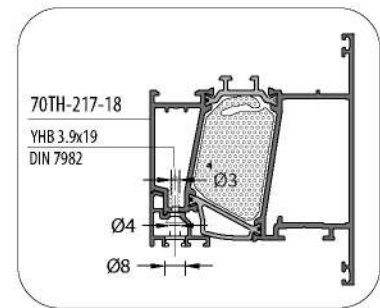
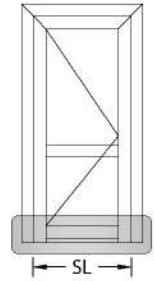
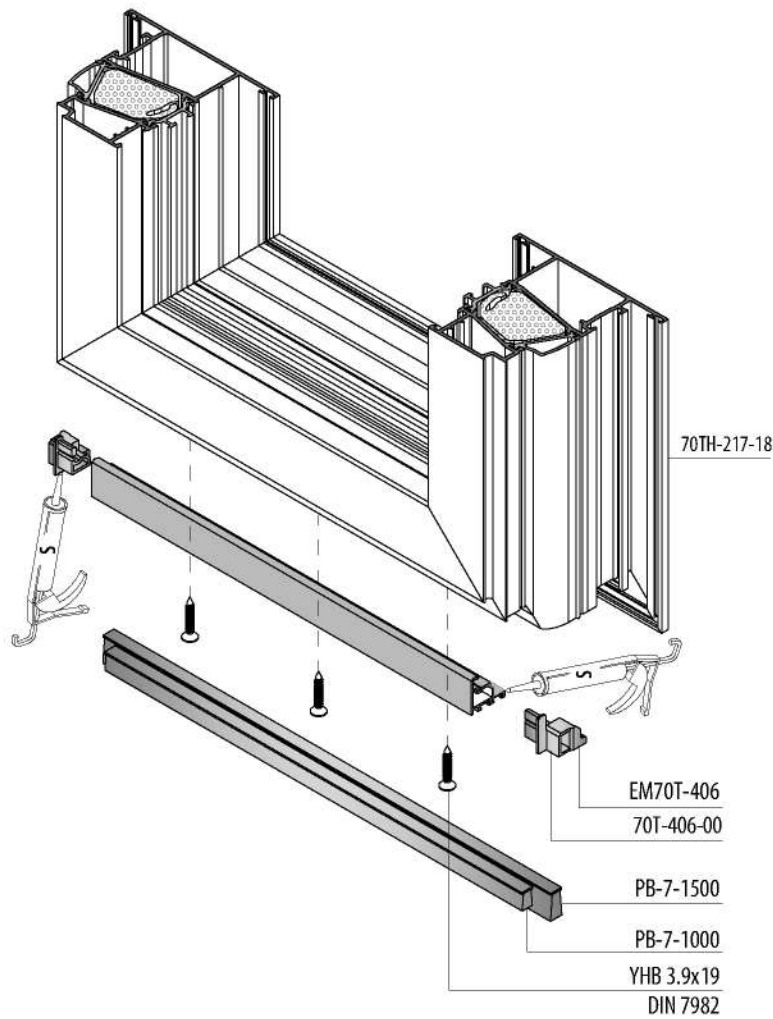
INSIDE OPENING / İÇE AÇILIR

INSIDE OPENING / İÇE AÇILIR

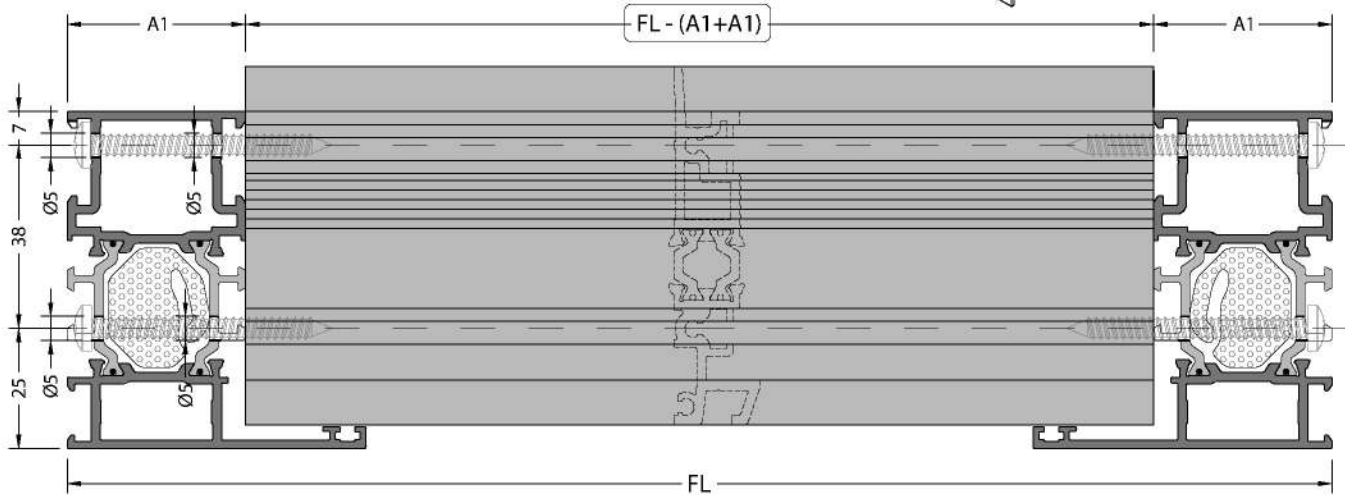
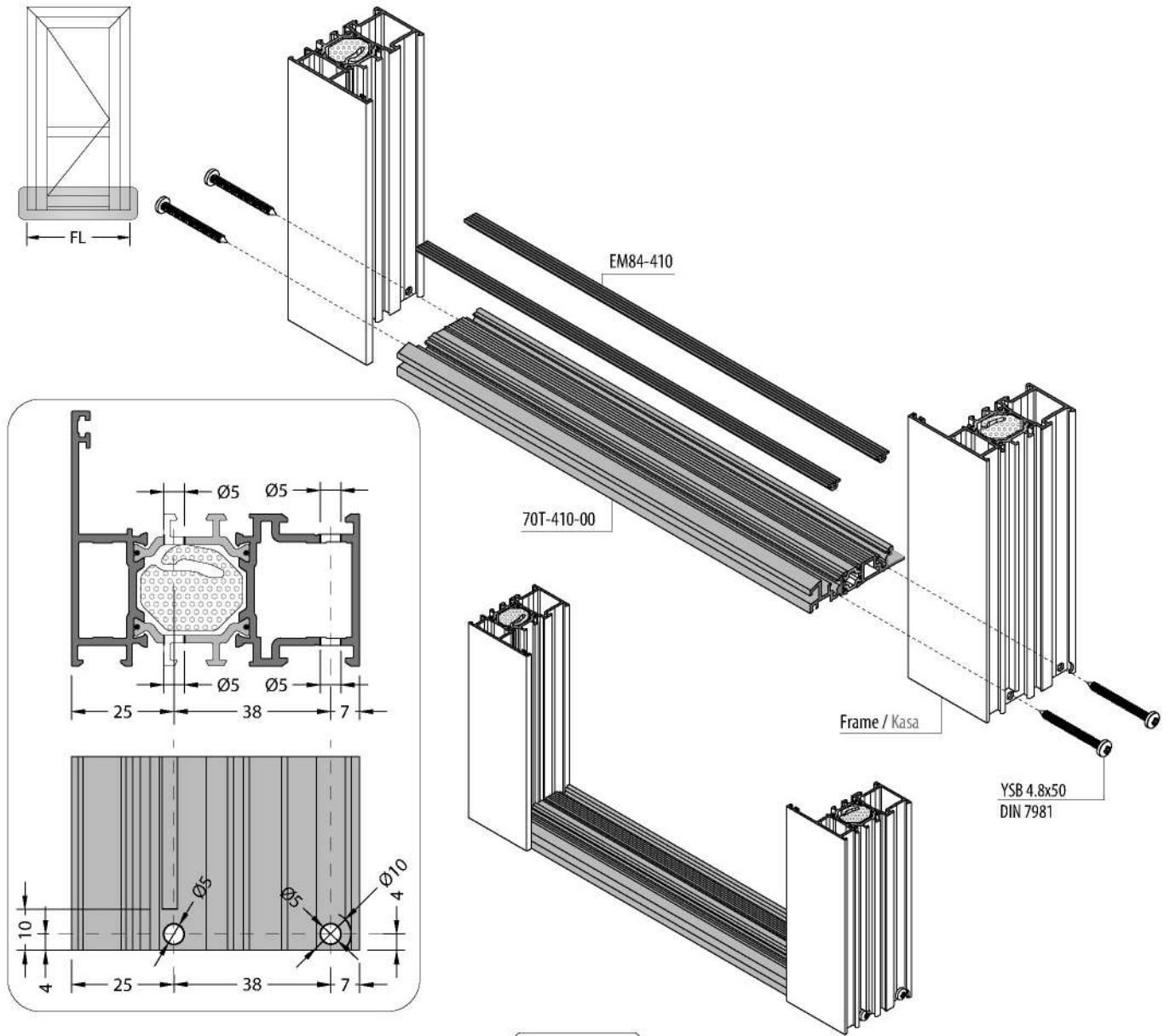


DOOR SASH DROPPER MONTAGE / KAPI KANADI DAMLALIK MONTAJI

OUTSIDE OPENING / DIŐA AÇILIR

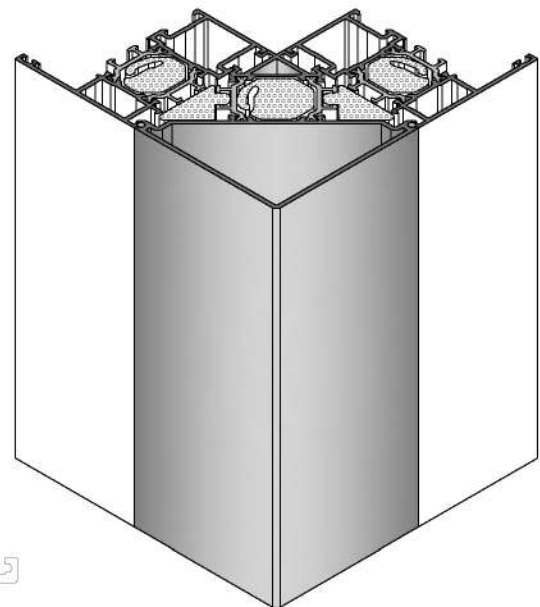
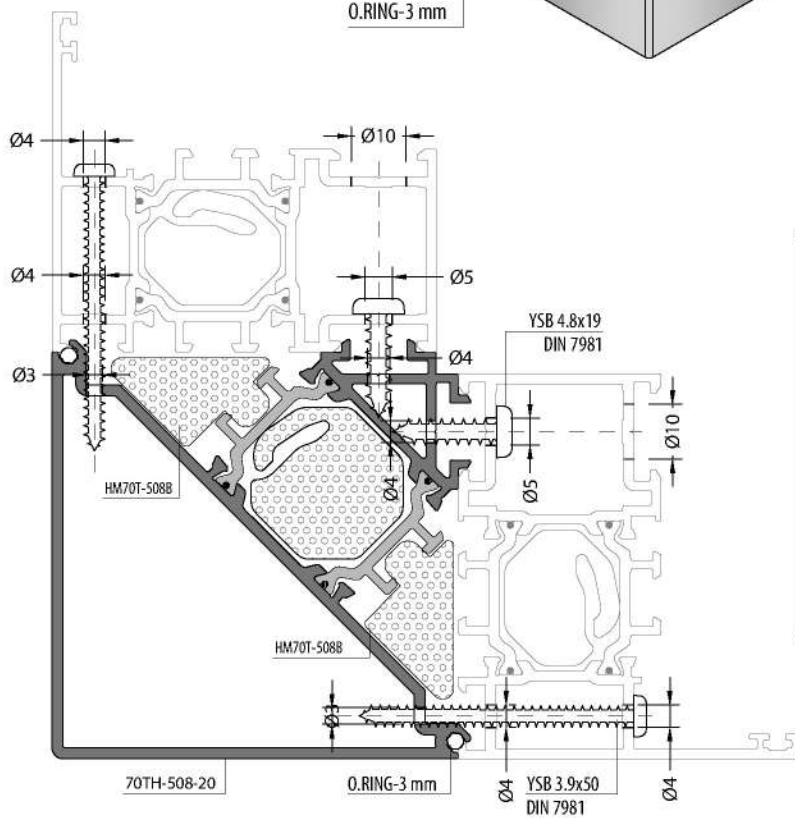
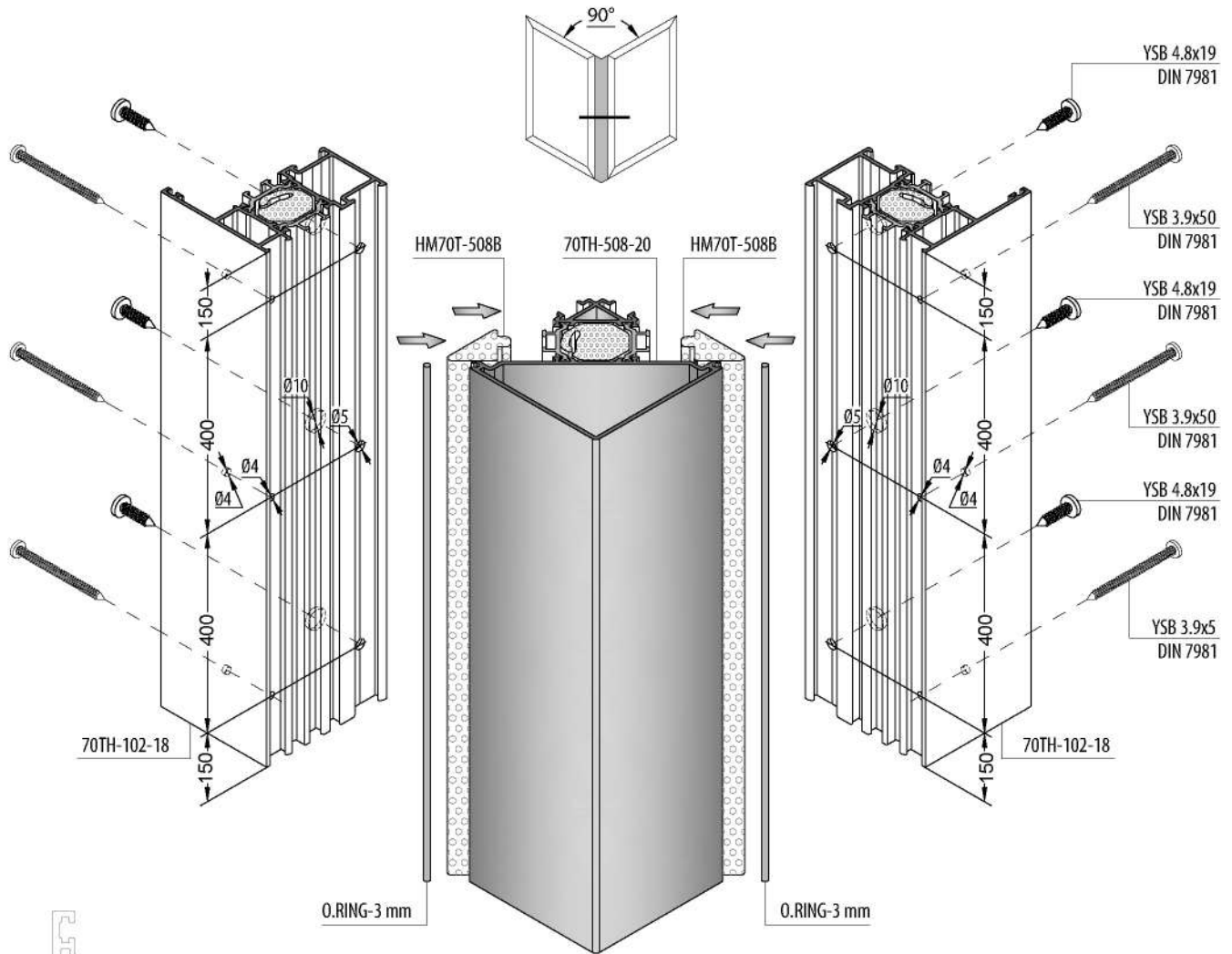


FRAME KICK PLATE MONTAGE / KASA İLE ETEK MONTAJI

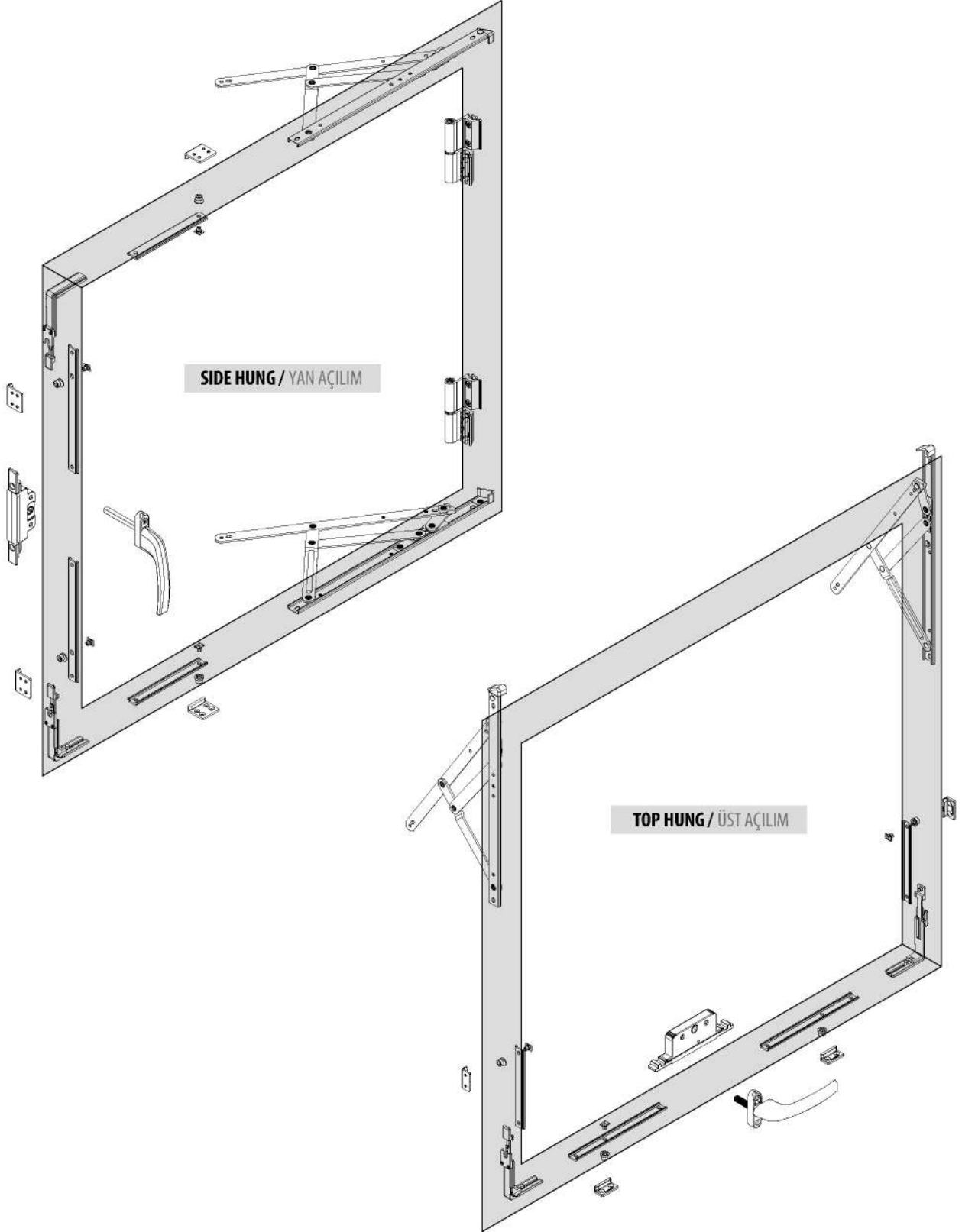


ANGULAR MONTAGE / KÖŞE DÖNÜŞ MONTAJI

70T/TH-508-20

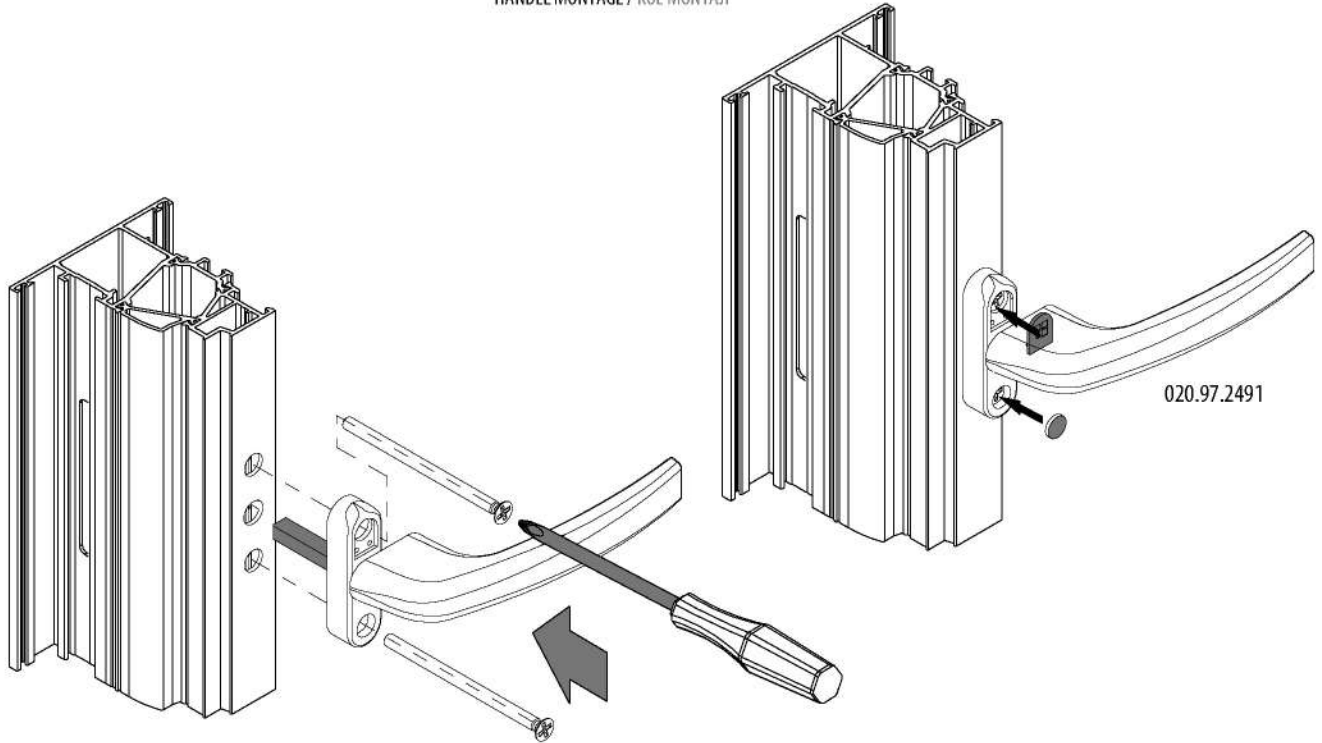


INTERNAL MECHANISMS / İÇE AÇILIR MEKANİZMA



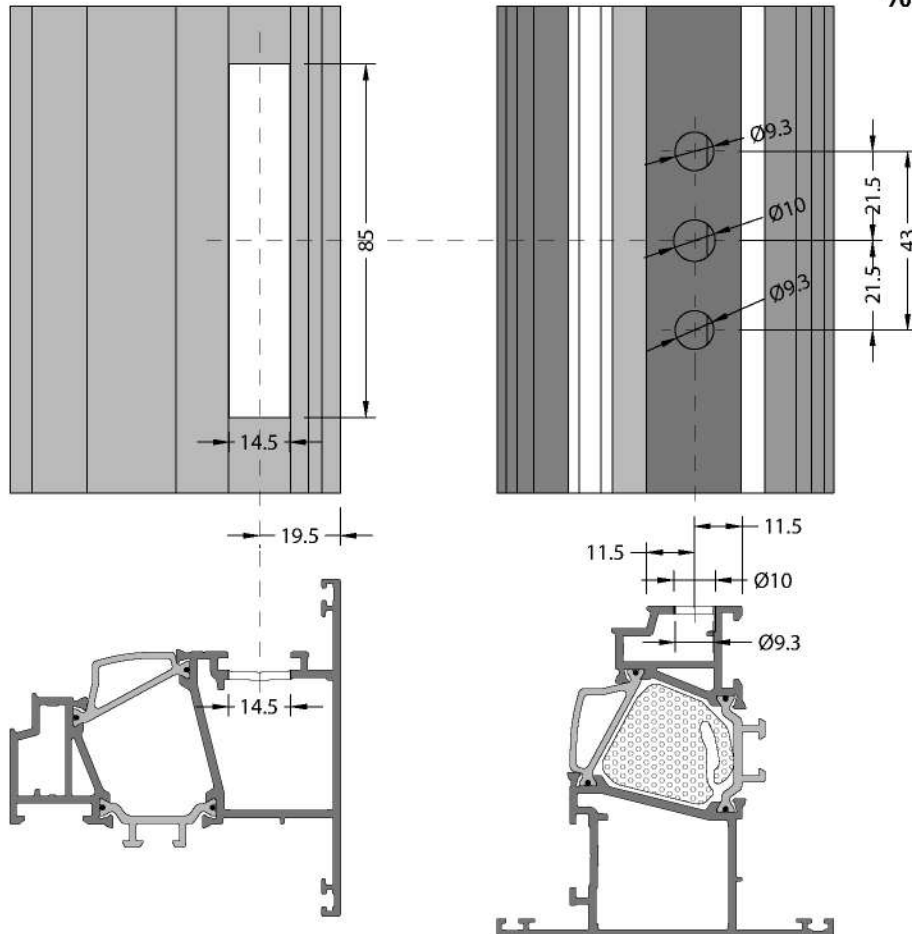
OUTWARD - 1 / DIŐA AÇILIM-1

HANDLE MONTAGE / KOL MONTAJI



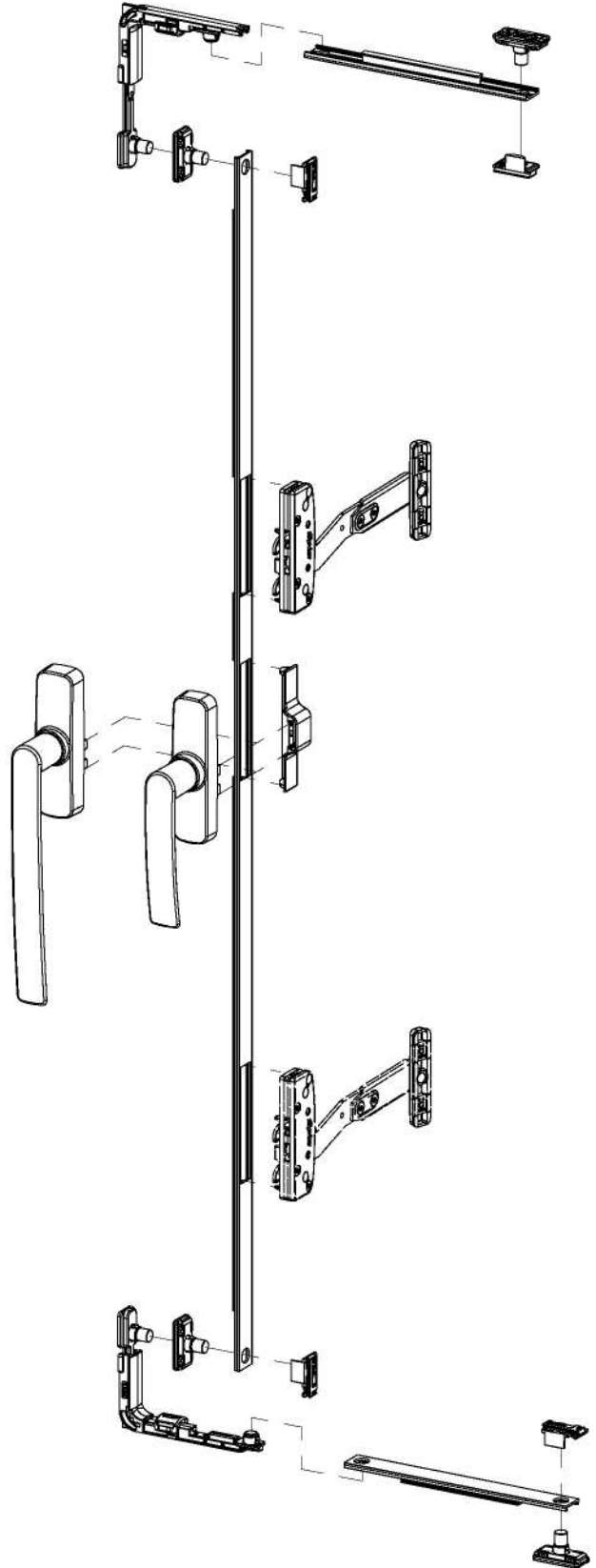
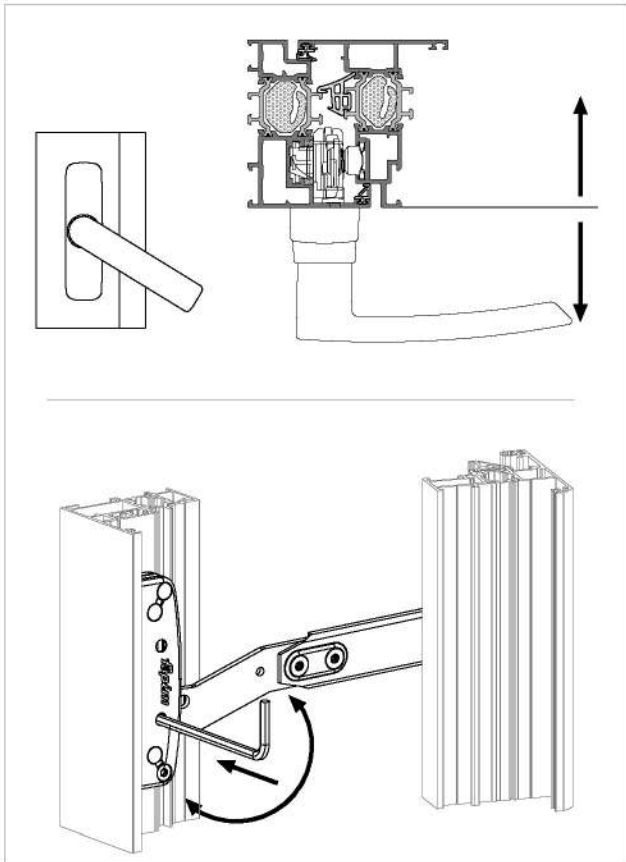
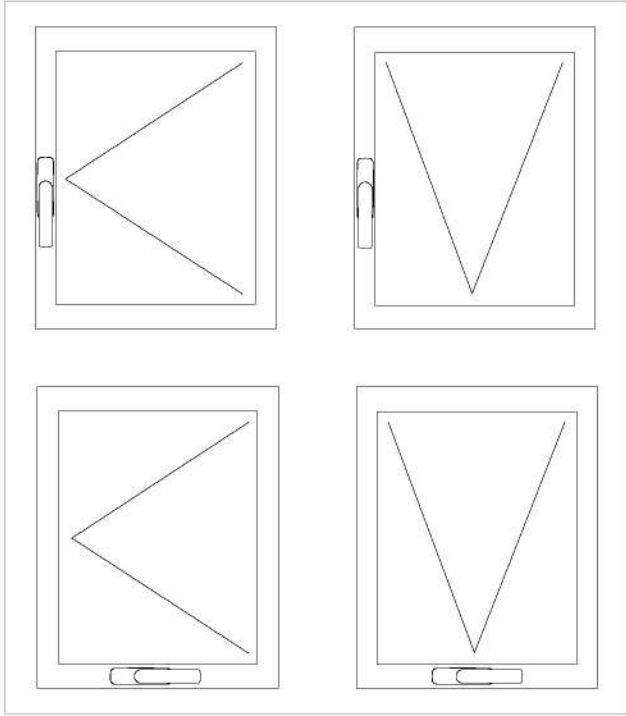
**HOLES AND SLOT SIZES
DELİK VE SLOT ÖLÇÜLERİ**

70TH-272-18



OUTWARD - 2 / DIŐA AÇILIM-2

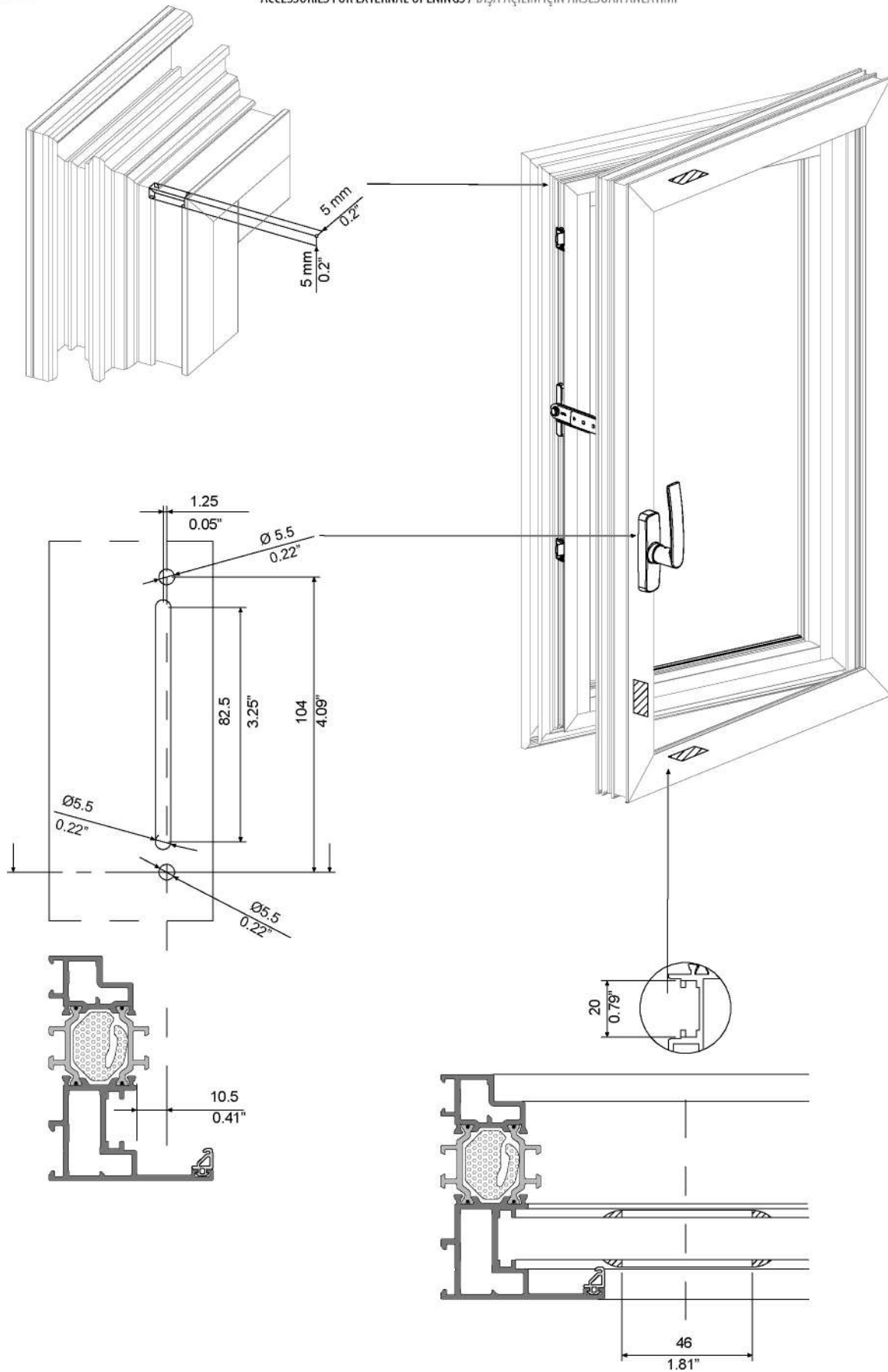
ACCESSORIES FOR EXTERNAL OPENINGS / DIŐA AÇILIM İÇİN AKSESUAR ANLATIMI



Profile machining
Profil mekanik

OUTWARD - 2 / DIŞA AÇILIM-2

ACCESSORIES FOR EXTERNAL OPENINGS / DIŞA AÇILIM İÇİN AKSESUAR ANLATIMI

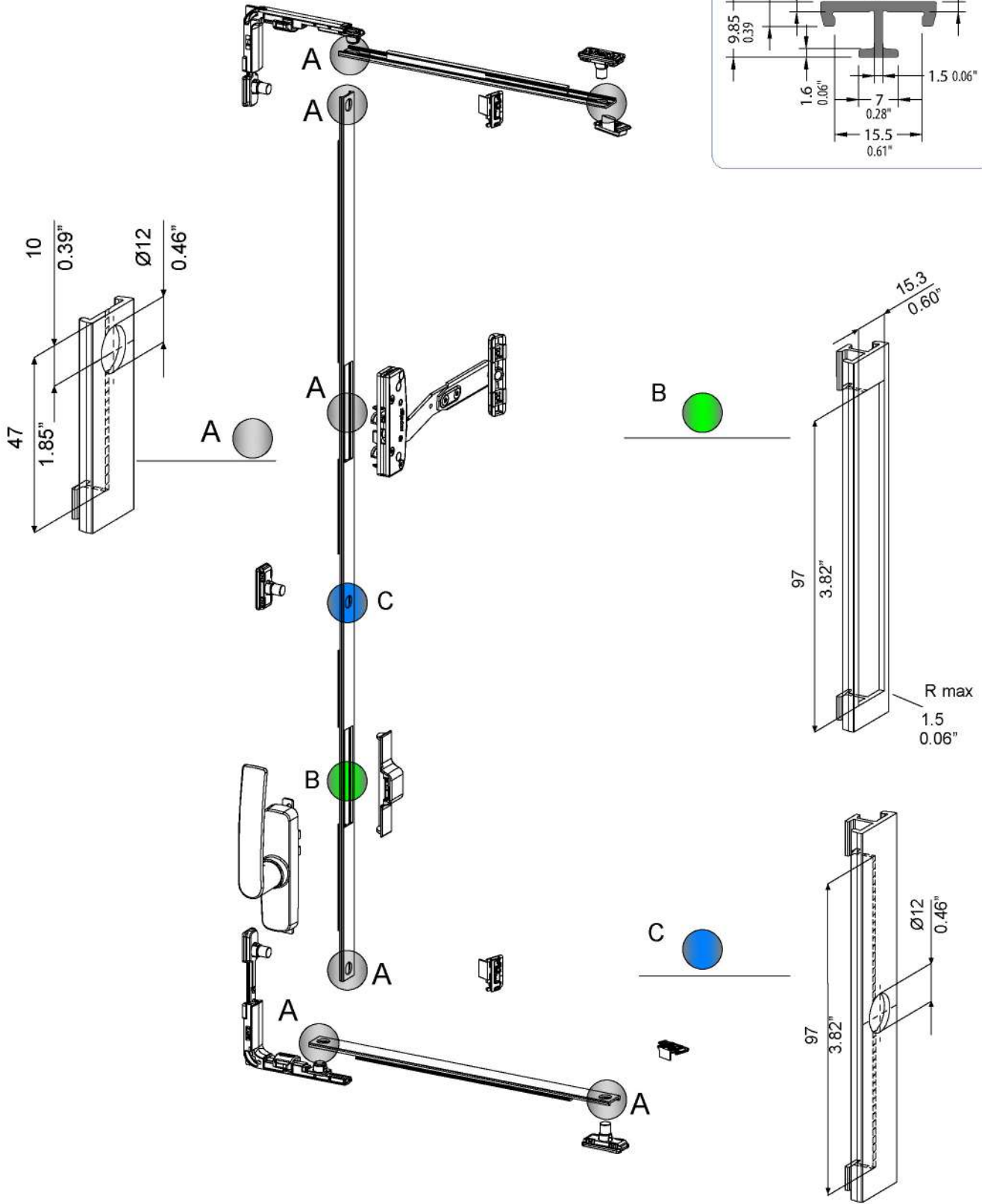
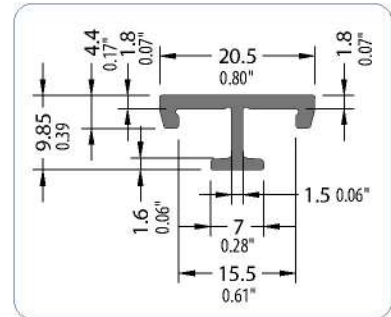


Control rod
XXXXXXXXXX

OUTWARD - 2 / DIŐA AÇILIM-2

ACCESSORIES FOR EXTERNAL OPENINGS / DIŐA AÇILIM İÇİN AKSESUAR ANLATIMI

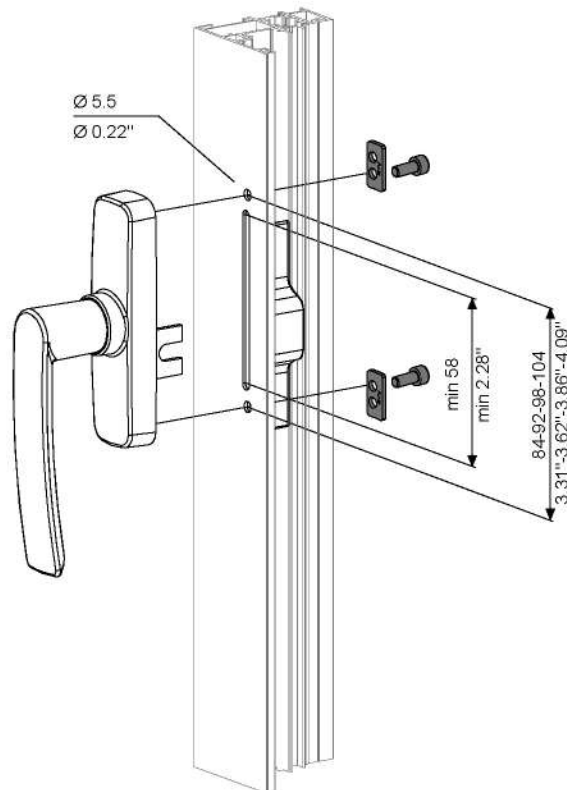
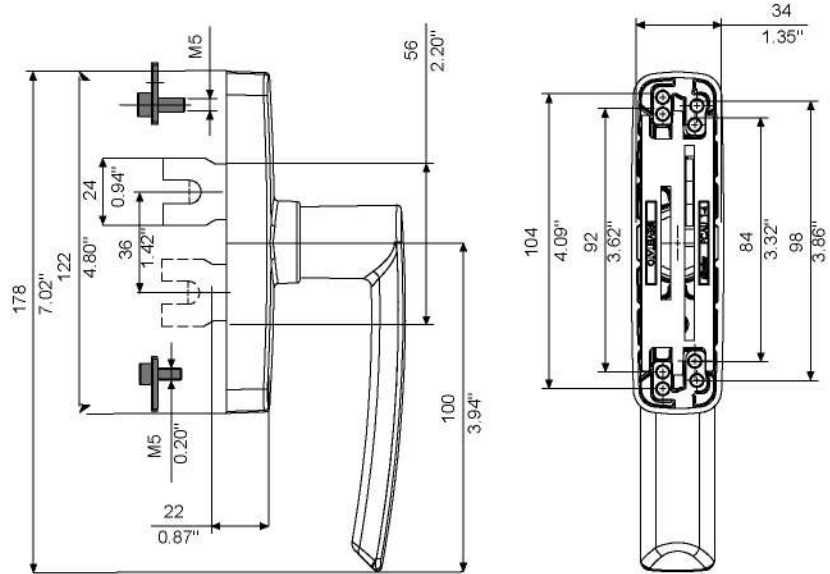
70T-583-18



OUTWARD - 2 / DIŐA AÇILIM-2

ACCESSORIES FOR EXTERNAL OPENINGS / DIŐA AÇILIM İÇİN AKSESUAR ANLATIMI

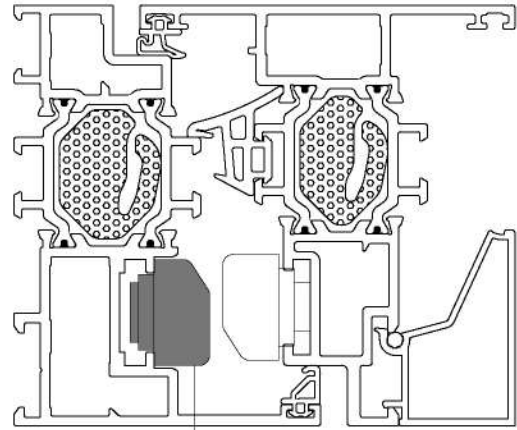
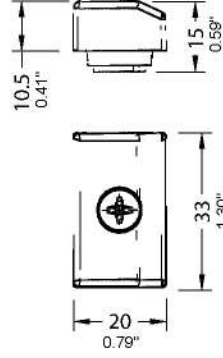
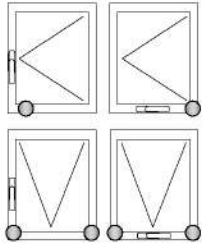
020.99.0530




OUTWARD - 2 / DIŐA AÇILIM-2

ACCESSORIES FOR EXTERNAL OPENINGS / DIŐA AÇILIM İÇİN AKSESUAR ANLATIMI

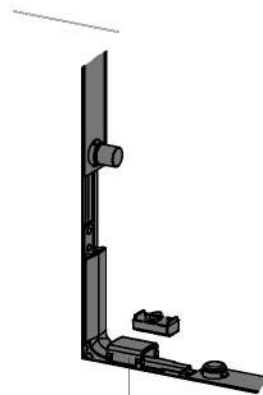
020.99.1790



020.99.1790



020.99.1790

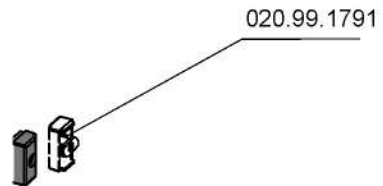
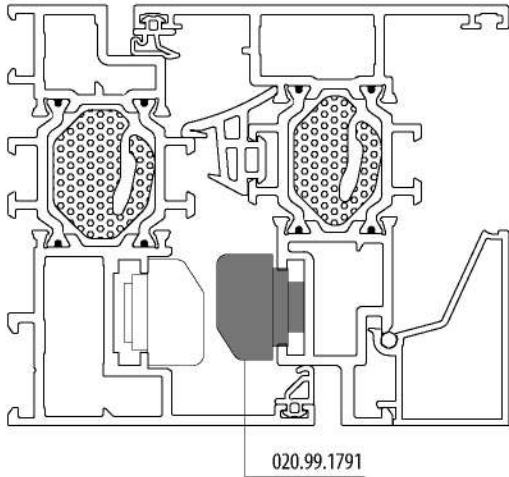
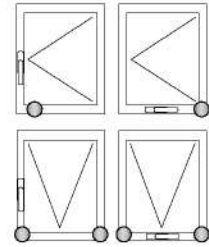
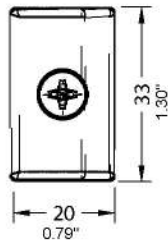
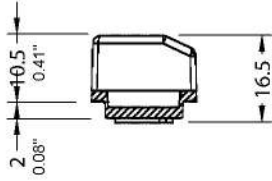


020.99.1789

OUTWARD - 2 / DIŐA AÇILIM-2

ACCESSORIES FOR EXTERNAL OPENINGS / DIŐA AÇILIM İÇİN AKSESUAR ANLATIMI

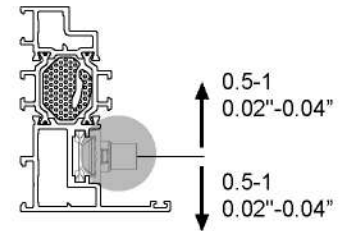
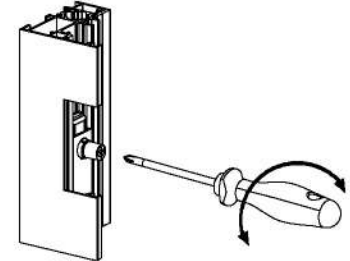
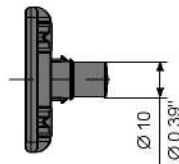
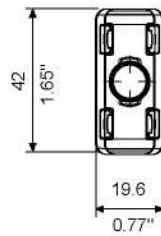
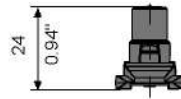
020.99.1791



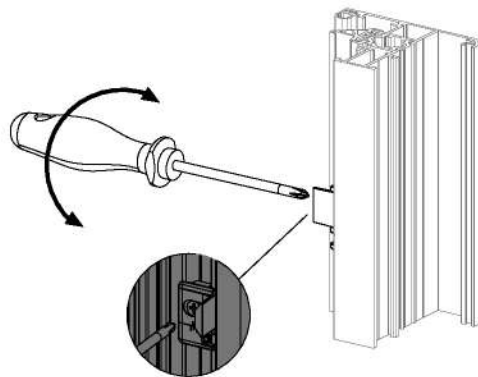
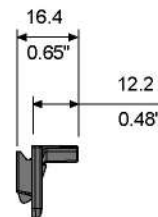
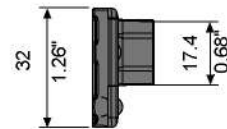
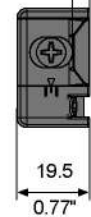
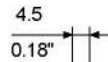
OUTWARD - 2 / DIŐA AÇILIM-2

ACCESSORIES FOR EXTERNAL OPENINGS / DIŐA AÇILIM İÇİN AKSESUAR ANLATIMI

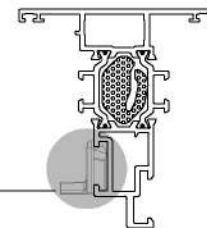
020.99.1740



020.99.1746



max 1.5mm
max 0.06"



max 1.5mm
max 0.06"

OUTWARD - 2 / DIŐA AÇILIM-2

ACCESSORIES FOR EXTERNAL OPENINGS / DIŐA AÇILIM İÇİN AKSESUAR ANLATIMI

020.99.1788

