

EDITION  
Versiyon  
11/2020

UPDATE / GÜNCELLEME  
07/2022

2  
0  
2  
0



# GENERAL CATALOG

## GENEL KATALOG

WE BRING THE NEW IDEAS

**aluteams**  
Aluminum Profile & Accessory Systems

**BRL**  
Bonding System

**Lorenzo**  
bond  
Innovative Composite Fast

**LorenzoLine**  
aluminum profile system





**KURTOĞLU®**

ALUMINIUM



# INDEX

## İNDEKS

1 - XVII	<b>FACTORY PRESENTATION</b> FABRIKA TANITIM		
1-12	<b>STANDARD PROFILES</b> STANDART PROFİLLER	221-227	<b>DECORATIVE SHELF PARTITION PROFILES</b> GRIYAJ RAF BÖLME PROFİLLERİ
13-44	<b>ALDOKS WINDOW &amp; DOOR SYSTEM</b> ALDOKS KAPI & PENCERE SİSTEM	229-235	<b>CARPET - TILE PROFILES</b> HALI - FAYANS PROFİLLERİ
45-69	<b>C60 WINDOW &amp; DOOR SYSTEM</b> C60 KAPI & PENCERE SİSTEMİ	237-239	<b>PLINTH PROFILES</b> SÜPÜRGELİK PROFİLLERİ
71-85	<b>TUBA SLIDING</b> TUBA SÜRME	241-242	<b>VENETIAN BLIND PROFILES</b> JALUZİ ARA BÖLME PROFİLLERİ
87-99	<b>CYPRUS SLIDING</b> KIBRIS SÜRME	243-260	<b>ACCESSORY PROFILES</b> AKSESUAR PROFİLLERİ
101-105	<b>ALKAN SLIDING</b> ALKAN SÜRME	261-266	<b>COMPOSITE PANEL SYSTEM</b> KOMPOZİT PANEL SİSTEMİ
107-110	<b>FLY SCREEN PROFILES</b> SİNEKLİK PROFİLLERİ	267-271	<b>ADVERTORIAL PROFILES</b> REKLAM PROFİLLERİ
111-113	<b>ROLLER BLIND PROFILES</b> STOR PERDE PROFİLLERİ	273-274	<b>PHOTOCELL DOOR PROFILES</b> FOTOSELLİ KAPI PROFİLLERİ
114-122	<b>SHUTTER PROFILES</b> PANJUR PROFİLLERİ	275-277	<b>CABLE PROFILES</b> KABLO PROFİLLERİ
123-130	<b>SHUTTER BOX PROFILES</b> PANJUR KUTU PROFİLLERİ	279-281	<b>LED PROFILES</b> LED PROFİLLERİ
131-136	<b>BELLA SHOWERCABIN SERIES</b> BELLA DUŞAKABİN SERİ	283-287	<b>VENT PROFILES</b> MENFEZ PROFİLLERİ
137-158	<b>BALUSTRADE PROFILES</b> KÜPÜŞTE PROFİLLERİ	289-290	<b>POLYCARBON PROFILES</b> POLİKARBON PROFİLLER
159-174	<b>BALUSTRADE ACCESSORIES PROFILES</b> KÜPÜŞTE AKSESUAR PROFİLLERİ	291-293	<b>GREENHOUSE PROFILES</b> SERA PROFİLLERİ
175-178	<b>120CB GLASS BALCONY SYSTEM</b> CAM BALKON SİSTEMİ	295-334	<b>TRAILER PROFILES</b> TİR PROFİLLERİ
179-181	<b>121CB GLASS BALCONY SYSTEM</b> CAM BALKON SİSTEMİ	335-337	<b>CANVAS PROFILES</b> BRANDA PROFİLLERİ
183-185	<b>18GB GLASS SLIDE SYSTEM</b> SÜRME CAM BALKON SİSTEMİ	339-344	<b>SILL PROFILES</b> DENİZLİK PROFİLLERİ
187-220	<b>FURNITURE PROFILES</b> MOBİLYA PROFİLLERİ	345-382	<b>VARIOUS PROFILES</b> MUHTELİF PROFİLLER





Mimari Projelerinizde  
**Estetik Çözümler Sunar**

Offers Aesthetic Solutions  
**for Your Architectural Projects**







## COMPANY INFORMATION

### FİRMAMIZ HAKKINDA

Our company started its operations with copper and lead casting in the 1960s, and in 1980, we started to serve in the Aluminium Sector with aluminium extrusion press that has 1200 ton capacity. KURTOĞLU Aluminium is located in Corlu, approximately 100 km away from Istanbul and operates in 31.000 m2 indoor area. With our latest investments, our company has become a modern integrated facility.

- Annual production capacity ~ 34.000 tons,
- Approximately ~ 500 qualified employees,
- ISO 9001:2015 Quality System.
- Qualicoat Seaside Certificate,
- Qualanod Certificate,
- CE Certificate

The main production features of our Company are described as follows:

- Molding Room (Wire Erosion, Treatment Center),
- Aluminium Extrusion Presses, (800 tons, 1460 tons, 1880 tons, 1460/1880 tons, 2100 tons and 2600 tons),
- Anodic Oxidation Facility ( 75.000 amps - 412.500 m2 / month )
- Electrostatic Powder Paint Facility ( 750.000 m2 / month )
- Mechanical Processing Section ( CNC Treatment Center)

Kurtoğlu Alüminyum exports its products to; U.S. America, New York, Los Angeles, San Francisco, Switzerland, Germany, Austria, Belgium, Sweden, Albania, England, Greece, Bulgaria, Cyprus, Serbia, Montenegro, Hungary, Georgia, Croatia, Turkmenistan, Kyrgyzstan, Azerbaijan, Moldova, Ukraine, Macedonia, Kosovo, Romania, Belarus, Czech Republic, Libya, Iraq, Algeria, Tunisia, Qatar, Nigeria, Israel, Ghana, Gabon, France, India, Saudi Arabia, Burkina Faso, Ethiopia, Egypt, Ivory Coast, Morocco, Poland, The Netherlands, Russia, Madagascar, Niger, Tanzania, Mozambique, Norway, Lebanon, Mayotte, Palestine, Senegal, Somali, Benin, Canada, Panama.

KURTOĞLU ALUMINIUM continues to operate based on the principle of providing services to its customers with zero fault.

Şirketimiz 1960' lı yıllarda Bakır ve Kurşun ile üretim hayatına başlamıştır. 1980 yılında 1200 tonluk Alüminyum Ekstrüzyon presi ile üretim sektörüne girmiştir.

KURTOĞLU Alüminyum; İstanbul'a yaklaşık 100 km mesafede Çorlu'da bulunmaktadır. 31.000 m<sup>2</sup> kapalı alanda faaliyetini sürdürmektedir. Son yapılan yatırımlarla şirketimiz modern bir entegre tesis haline ulaşmıştır.

- Yıllık kapasite ~ 34.000 ton,
- Yaklaşık ~ 500 kalifiye eleman,
- ISO 9001:2015 kalite sistemi,
- Qualicoat Seaside Belgesi,
- Qualanod Belgesi,
- CE Belgesi,

Şirketimizin ana özellikleri aşağıda da belirtilmiştir:

- Kalıphane Bölümü (Tel erozyon, İşleme Merkezi)
- Alüminyum Ekstrüzyon Presleri; ( 800 ton, 1460 ton, 1880 ton, 1460/1880 ton, 2100 ton ve 2600 ton ),
- Elokso Tesisi ( 75.000 Amper - 412.500 m<sup>2</sup> / Ay )
- Elektrostatik Toz Boya Tesisi ( 750.000 m<sup>2</sup> / Ay )
- Mekanik İşlem Bölümü ( CNC İşleme Merkezi )

KURTOĞLU Alüminyum Ürünleri; Amerika, New York, Los Angeles, San Francisco, İsviçre, Almanya, Avusturya, Belçika, İsveç, Arnavutluk, İngiltere , Yunanistan, Bulgaristan, Kıbrıs, Sırbistan, Karadağ, Macaristan, Gürcistan, Hırvatistan, Türkmenistan, Kırgızistan, Azerbaycan, Moldova, Ukrayna, Makedonya, Kosova, Romanya, Beyaz Rusya, Çek Cumhuriyeti, Libya, Irak, Cezayir, Tunus, Katar, Nijerya, İsrail, Gana, Gabon, Fransa, Hindistan, Suudi Arabistan, Burkina Faso, Etiyopya, Mısır, Fil Dişi Sahili, Fas, Polonya, Hollanda, Rusya Federasyonu, Madagaskar, Nijer, Tanzania, Mozambik, Norveç, Lübnan, Mayotte, Filistin, Senegal, Somali, Benin, Kanada, Panama' ya ihraç edilmektedir.

KURTOĞLU ALÜMİNYUM müşterilerine sıfır hata ile hizmet vermeyi temel alarak çalışmalarını sürdürmektedir.

# 'The countries of export; İhracat yapılan ülkeler'



## **Kurtoğlu Aluminium countries of export / İhracat yapılan ülkeler.**

- U.S. America / Amerika
- New York
- Los Angeles
- San Francisco
- Switzerland / İsviçre
- Germany / Almanya
- Austria / Avusturya
- Belgium / Belçika
- Sweden / İsveç
- Albania / Arnavutluk
- England / İngiltere
- Greece / Yunanistan
- Bulgaria / Bulgaristan
- Cyprus / Kıbrıs
- Serbia / Sırbistan
- Montenegro / Karadağ
- Hungary / Macaristan
- Georgia / Gürcistan
- Croatia / Hırvatistan
- Turkmenistan / Türkmenistan
- Kyrgyzstan / Kırgızistan
- Azerbaijan / Azerbaycan
- Moldova / Moldova
- Ukraine / Ukrayna
- Macedonia / Makedonya
- Kosovo
- Romania / Romanya
- Belarus / Beyaz Rusya
- Czech Republic / Çek Cumhuriyeti
- Libya / Libya
- Iraq / Irak
- Algeria / Cezair
- Tunisia / Tunus
- Qatar / Katar
- Nigeria / Nijerya
- Israel / İsrail
- Ghana / Gana
- Gabon / Gabon
- France / Fransa
- India / Hindistan
- Saudi Arabia / Suudi Arabistan
- Burkina Faso / Burkina Faso
- Ethiopia / Etiyopya
- Egypt / Mısır
- Ivory Coast / Fil Dişi Sahili
- Morocco / Fas
- Poland / Polonya
- The Netherlands / Hollanda
- Russia / Rusya
- Madagascar / Madagaskar
- Niger / Nijer
- Tanzania / Tanzanya
- Mozambique / Mozambik
- Benin
- Palestine / Filistin
- Canada / Kanada
- Lebanon / Lübnan
- Mayotte / Mayotte
- Norway / Norveç
- Panama
- Senegal / Senegal
- Somali



**KURTOĞLU®**  
ALUMINIUM





## QUALITY POLICY

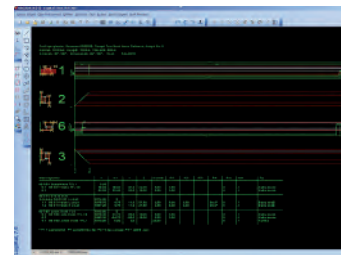
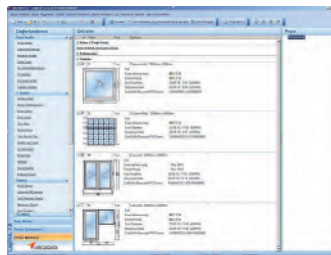
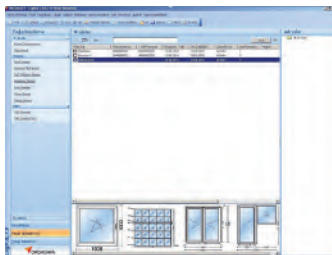
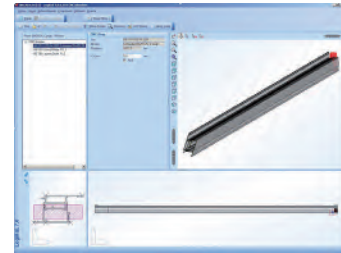
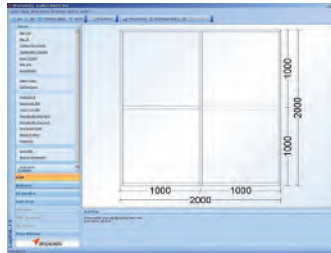
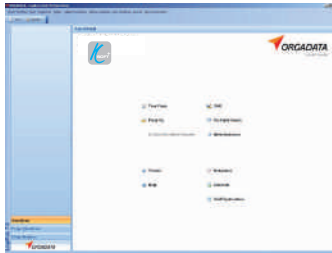
### KALİTE POLİTİKASI

The company's quality policy is based upon the pillars of product quality, state of the art technology, customer satisfaction, training, environmental awareness, and continuous development. Kurtoğlu always implements this policy in all of its operations and units.

Şirketin kalite politikası ürün kalitesine, yeni teknolojilere, müşteri memnuniyetine, eğitime, çevre duyarlılığına ve sürekli gelişime dayanır. Kurtoğlu, her zaman tüm faaliyet ve birimlerinde bu politikayı uygular.

### ORGADATA SOFTWARE & SOLUTION PARTNER

The conversational software Ksoft® matches perfectly with the requirements of all aluminum windows, door and curtain wall systems configuration, functionality and menu navigation. Ksoft® is a complete service package for architectural profile applications, and features all you need in the metal-processing operations with tremendous speed and perfection.




### ORGADATA YAZILIM VE ÇÖZÜM ORTAĞI

İletişimli Ksoft® yazılımı tüm alüminyum pencereler, kapı ve cephe sistemleri konfigürasyon, fonksiyonel ve menü navigasyonu ile ilgili ihtiyaçları karşılar. Ksoft® yazılım programı mimari profil uygulaması ve metal işinde gerekli özellikleri optimum hız ve olağanüstü sunan tam bir program paketidir.



# PRODUCTION PROCESSES

ÜRETİM PROSESLERİ



## FOUNDRY LINE

### DÖKÜMHANE HATTI

#### CLASSIFICATIONS OF ALLOYS

- 1000 Series: Unalloyed Aluminium
- 2000 Series: Aluminium Copper Alloy
- 3000 Series: Aluminium Manganese Alloy
- 4000 Series: Aluminium Silicon Alloy
- 5000 Series: Aluminium Magnesium Alloy
- 6000 Series: Aluminium Magnesium and Silicon Alloy
- 7000 Series: Aluminium Zinc Alloy
- 8000 Series: Aluminium Iron and Silicon Alloy

#### ALAŞIMLARIN SINIFLANDIRILMASI

- 1000 'li seri : Alaşısız Alüminyum
- 2000 'li seri : Bakırlı Alüminyum Alaşımı
- 3000 'li seri : Manganlı Alüminyum Alaşımı
- 4000 'li seri : Silisyumlu Alüminyum Alaşımı
- 5000 'li seri : Magnezyumlu Alüminyum Alaşımı
- 6000 'li seri : Silisyum ve Magnezyumlu Alm. Alaşımı
- 7000 'li seri : Çinkolu Alüminyum Alaşımı
- 8000 'li seri : Demir ve Silisyumlu Alüminyum Alaşımı

#### FOUNDRY LINE

- 5", 6", 7", 8", 9" Billet Casting
  - 12500 Tons/Year Capacity
  - 5400 mm Billet Length
- The alloying process is sensitively controlled by a spectrum analysis device.

#### FOUNDRY LINE



- 5", 6", 7", 8", 9" Billet Döküm
  - 12500 Ton / Yıl Kapasite
  - 5400 mm Billet Boyu
- Alaşımlandırma spektroanaliz cihazı ile hassas bir şekilde kontrol edilmektedir.



## MOLDING ROOM

KALIPHANE

Molds are manufactured on high-tech CNC-controlled benches with precision tolerances.



Kalıplar modern teknolojiye sahip CNC kontrollü takım tezgahlarında hassas toleranslarla üretilirler.



## EXTRUSION LINE

### EKSTRÜZYON HATTI

All our extrusion lines are equipped by the state of the art technology to provide high-quality profile production. Along with Standard profiles, general and special profiles for industries such as automotive, advertising, furniture, heating, cooling, shipping, construction etc. are also manufactured.

Ekstrüzyon hatlarımızın tamamı, kaliteli profil üretimini sağlayacak en yüksek teknolojiyle donatılmıştır. Standart profillerin yanında; otomotiv, reklam, mobilya, ısıtma, soğutma, nakliye, inşaat vb. sektörlerinde kullanılan genel ve özel amaçlı profiller üretilmektedir.

EXTRUSION / EKSTRUZYON		BILLET / BILLET	CAPACITY / KAPASİTE		
800	TONS / TON	5"	2300	TONS / YEAR	TON / YIL
1460	TONS / TON	6"	5000	TONS / YEAR	TON / YIL
1880	TONS / TON	7"	6000	TONS / YEAR	TON / YIL
1880 - 1460	TONS / TON	7" - 6"	5000	TONS / YEAR	TON / YIL
2100	TONS / TON	7" - 8"	7000	TONS / YEAR	TON / YIL
2600	TONS / TON	8" - 9"	8500	TONS / YEAR	TON / YIL
<b>TOTAL / TOPLAM</b>			<b>34000</b>	<b>Tons / Year</b>	<b>Ton / Yıl</b>





## SURFACE TREATMENT (ANODIC OXIDATION)

### YÜZEY İŞLEM ( Eloksal )

Anodic oxidation is one of the most important surface treatments applied to aluminium products

- With this process, Aluminium is electrochemically coated with oxide (around 5 to 25 microns) in order to improve its capacity to endure atmospheric conditions and to create more decorative appearance.
- The post-coating coloring process is made by using electrolytic or immersion techniques. (Shades of bronze, brown, black, yellow, blue, green and red).
- Upon customer request; satin, sand-blasted and glossy effects can be also created on profile surfaces prior to anodic oxidation process.
- Anodic oxidation is an environment-friendly surface treatment method that has been used for decorative and industrial purposes for 70 years.
- Anodic oxidation creates a very hard and abrasion-resistant layer, and thus, it improves aluminium's quality.
- Our anodic oxidation products have QUALANOD certification.
- The facility have 5 anodic oxidation pools of 15.000 amps and 2 electrolytic coloring pools of 8.000 amps. Annual capacity of the facility is 12.000 tons.

Max Profile Size: 7500 mm (including hook indentation)

Layer Thickness: 5 - 25 microns

Mid-Hook Indentation: Upon demand

End-Hook Indentation: On both ends of the profile (max. 50 mm)

Eloksal kaplama alüminyum ürünlere uygulanan en önemli yüzey işlemlerinden birisidir.

- Alüminyum yüzeyinde atmosferik şartlara dayanımı arttıran, aynı zamanda da dekoratif görünüm kazandıran alüminyumun elektro kimyasal olarak oksit tabakası ile kaplanma işlemidir. (yaklaşık 5 - 25 mikron arası)
- Kaplama sonrası renklendirme işlemi ; elektrolitik veya daldırma renklendirme prosesi ile yapılmaktadır.  
( Bronz, Kahverengi, Siyah, Sarı, Mavi, Yeşil, Kırmızı tonları )
- Profil yüzeylerine müşteri istekleri doğrultusunda eloksal prosesinden önce satinajlı, kumlu ve parlak efektler de verilebilmektedir.
- Eloksal işlemi, yetmiş yıldan beri gerek dekoratif, gerekse endüstriyel uygulamalar için kullanılan çevre dostu bir yüzey işlem metodudur.
- Eloksal tabakası çok sert ve aşınmaya karşı çok dayanıklı olduğundan, alüminyuma üstün özellikler kazandırır.
- Eloksallı ürünlerimiz QUALANOD belgesine sahiptir.
- 15.000 amperlik 5 adet eloksal banyosu ve 8.000 amperlik 2 adet elektrolitik renklendirme banyosu bulunan tesisin yıllık kapasitesi 12.000 ton 'dur.

Max Profil Boyu: 7500 mm (Askı izi mesafesi dahil) Tabaka Kalınlığı: 5 - 25 mikron

Ortada Askı İzi: İsteğe göre Uçlarda Askı İzi: Profilin her iki ucunda (max. 50 mm)





## SURFACE TREATMENT (POWDER COAT)

### YÜZEY İŞLEM ( Toz Boya )

Upon the emergence of environmental and ecological concerns about liquid paints; paint manufacturers produced the world's first polyester paint resistant to outdoor conditions in 1970.

Alloy quality of the profile to be powder coated is very important.

For instance, it is required that the ratio of copper in 6063 or 6060 alloys should not exceed 0.1%, and Mg / Si ratio should not be less than 0.6. Besides, the raw material used must be homogeneous. In case these percentages are not achieved, the material's vulnerability against filiform corrosion increases.

Extrusion process should be performed according to the rules and there should not be any scratches, cracks, rims, etc. on the surface.

#### Process is made up of the following steps;

- Chemical pre-treatment process to increase the sticking capacity of powder paint on the profiles and corrosion-resistance of the bottom layer. Environment-friendly 'Cromfree' process is applied and monitored fully-automatically as pre-treatment.
- Hooking process, with special care on the visible surface,
- Powder-coating the surface with super Corona paint gun,
- Curing,
- The specifications of the powder coated products are determined according to QUALICOAT certification.
- Thus, powder-coated profiles become more decorative and increase resistance to ultraviolet rays and sudden temperature changes.

Powder-Coating facility's annual capacity is 25,000 tons / year.

Max. Profile Size: 7000 mm (including hook indentation) Layer Thickness: min. 60 microns.

Yaş boyalarla ilgili çevresel ve ekolojik duyarlılığın ortaya çıkmasıyla yeni arayışlara giren boya üreticileri,1970 yılında dış ortama dayanıklı ilk polyester boyanın üretimi ile gelişme göstermiştir.

Toz boya işlemine tabi tutulacak profilin alaşım kalitesi çok önemlidir.

Örneğin 6063 veya 6060 alaşımındaki bakır değerinin % 0,1'den fazla olmaması ve Mg / Si oranının 0,6'nın aşağısında olmaması istenir. Ayrıca kullanılan hammadde mutlaka homojen olmalıdır. Bu oranların sağlanamaması durumunda ,malzemenin filiform korozyona karşı hassasiyeti artmaktadır. Ekstrüzyon işlemi kurallara uygun olarak yapılmalı,yüzeyde çizik,yırtık,çıkıntı vs.olmamalıdır.

#### İşlem basamakları şöyle sıralanabilir;

- Profillere uygulanacak toz boyanın yüzeye yapışmasını ve alt tabakanın korozyon direncini arttıracak kimyasal ön işlem prosesi, ön işlem olarak çevreye duyarlı 'Cromfree' prosesi uygulanmakta ve tam otomatik olarak kontrol edilmektedir.
- Görünür yüzey dikkate alınarak askılama işlemi,
- Süper Corona tabanca ile yüzeyin toz boya kaplanması,
- Kürleme
- Toz boyalı ürünün spesifikasyonları QUALICOAT şartnamesi ile belirlenmiştir.
- Toz boya kaplanmış profiller dekoratif görünüm kazanırlar. Ayrıca yüzeyler ultraviole ışınlarına ve ani sıcaklık değişimlerine karşı iyi dayanım gösterirler.

Toz Boya tesisinin yıllık kapasitesi 25.000 ton / yıl' dır.

Max Profil Boyu: 7000 mm ( askı izi mesafesi dahil) Tabaka Kalınlığı: min 60 mikron



## SURFACE TREATMENT (Special Effects)

### YÜZEY İŞLEM ( Özel Efektler )

#### Transfer Coating

In this process, first of all, the profile is covered with powder paint according to the folio color. Then, it is vacuumed and sublimed at an appropriate temperature.

Capacity: 2500 tons / year.

#### Transfer Kaplama

Transfer kaplama işleminde profil önce folyo rengine uygun toz boya ile boyanır. Daha sonra vakumlanarak uygun sıcaklıkta süblime edilir.

Kapasite: 2500 ton / yıl 'dır.

#### PVC Coating


In PVC coating, the profile is covered with powder paint according to the folio color. Then, the folio is covered on the surface with special glue and pressing.

Capacity: 1000 tons/year

#### PVC Kaplama

PVC Kaplama işleminde profil önce folyo rengine uygun toz boya ile boyanır. Sonra özel tutkal ve presleme yardımı ile folyo kaplanır.

Kapasite: 1000 ton/ yıl 'dır.





## MACHINING SECTION

### MEKANİK İŞLEM BÖLÜMÜ

Thanks to the machinery tracks innovated and improved continuously with modern, state-of-the-art and enhanced machines and experienced technical staff; the operations conducted to generate sensitive and high quality product ranges are designed in a way that will produce and meet customer needs in a short time and with a low cost and in sensitive and high quality manner.


#### In Our Mechanical Processing Production Facility:


- 3D modeling of demands for machining,
- Cutting and oblique cutting processes (Double head and Single head Cutting Machines)
- Drilling, Angle drilling, countersinking and milling processes (3, 4 and 5-axes CNC Processing Centers)
- Drilling and Tapping Processes (3 and 5-axes CNC Tapping Center Processing Centers)
- Drilling, bending and discharge processes (Eccentric Presses with 25 and 60 tons capacity) and punching processes
- Trimming processes with vibration (Surface corrosion, washing and drying machines)
- Universal multi-drilling and multi-punching benches
- Assembly and disassembly and combination works (Rivet stock, Welding, Screw and Gumming)

Teknolojik donanıma sahip modern ve gelişmiş makineler, deneyimli teknik kadrosu ve her dönemde geliştirdiği parkurları sayesinde; Hassas ve kaliteli ürün gamına yönelik çalışmaları, müşteri ihtiyaçlarını hassas, kaliteli, kısa sürede ve düşük maliyetlerle üretmek üzere dizayn edilmiştir.

#### Mekanik İşlem Üretim Tesisimizde,

- Talaşlı imalat taleplerinin 3D modellemeleri,
- Kesme ve açılı kesme işlemleri (Çift Kafa ve Tek kafa Kesim Makineleri)
- Delme, Açılı delme, Havşa açma, Frezeleme işlemleri (3, 4 ve 5 Eksen CNC İşleme Merkezleri)
- Delme ve Kılavuz çekme işlemleri (3 ve 5 eksen CNC Tapping Center İşleme Merkezleri)
- Punch işlemleri ile Delme, Bükme ve Boşaltma işlemleri (25 ve 60 tonluk Eksantrik Presler)
- Vibrasyonlu çapak alma işlemleri (Yüzey aşındırma, Yıkama ve Kurutma Makineleri)
- Üniversal çoklu delme ve çoklu punch tezgahları
- Montaj ve De montaj birleştirme işlemleri ( Perçin, Kaynak, Civata, Yapıştırma)





## EQUIPMENT

### EKİPMANLAR

#### Heat Insulation Barrier Line

##### Thread Cutting Machine

Only imported heat insulation barriers are used for profiles as they have better resistance and insulation performance. Resistance is increased by cutting threads in the slots of heat insulation barriers.

##### Barrier Fixing Machine

With the help of adjustable disks, **POLYAMIDE** barrier is fixed to profiles. Fixing process is controlled by a testing device.

#### Isı Yalıtım Bariyer Hattı

##### Diş Açma Makinası

Dayanıklılık ve izolasyon performansının daha iyi olması nedeniyle profillerde sadece ithal ısı yalıtım bariyerleri kullanılmaktadır. Isı yalıtım bariyerlerinin yuvalarına diş açılarak dayanıklılığı sağlanır.

##### Bariyer Sabitleme Makinası

Ayarlanabilir diskler yardımı ile **POLIAMID** bariyerin profillere sabitlenmesi sağlanır. Sabitleme işlemi test cihazı ile kontrol edilir.



## LABORATORY

### LABORATUVAR

#### Quality Control Equipment | Kalite Kontrol Ekipmanları

- Projection Device
- Hardness Measurement Devices
- Cord Firmness Measurement Device
- Digital Micron Devices
- Spectroanalysis Device
- Color Measurement Device

- Projeksiyon Cihazı
- Sertlik Ölçüm Cihazları
- Fıtil Sıklığı Ölçme Cihazı
- Dijital Mikron Cihazları
- Spektroanaliz Cihazı
- Renk Ölçüm Cihazı

- Admittance Device
- Impact Test Device
- Cupping Test Device
- Bucholz Hardness Device
- Brightness Measurement Device
- 4-points Thermograph

- Admitans Cihazı
- İmpact Test Cihazı
- Cupping Test Cihazı
- Bucholz Sertlik Cihazı
- Parlaklık Ölçüm Cihazı
- 4 Nokta Ölçümlü Termograf Cihazı

- Adherence Test Device
- pH Measurement Device
- Conductivity Measurement Device
- Precise Balance (precision of 0.1 mg)
- Drying Oven
- Tension Test Device

- Yapışma Test Cihazı
- Ph Ölçüm Cihazı
- İletkenlik Ölçüm Cihazı
- Hassas Terazi ( 0,1 mg hassasiyetli )
- Etüv
- Çekme Deney Cihazı



## AUTOMATIC PACKING LINE

### OTOMATİK PAKETLEME HATTI

The packaging of the aluminium profiles is made by automatic packaging line.

#### Line

- The surface of the profile is covered with protective tape,
- The profiles are passed through winding machine to make a bundle,
- The bundle is palletized by wooden wedges at appropriate sizes according to the request of the customer or the shape of the profile. Then, the pallet is passed through strapping and is wrapped with stretch foil.

Alüminyum profillerin ambalajlanması otomatik paketleme hattı ile gerçekleşmektedir.

#### Hat

- Profil yüzeyinin koruyucu bant ile kaplanması,
- Profillerin sarma makinesinden geçirilerek demet haline getirilmesi,
- Demet halindeki profillerin,profil ve/veya müşteri isteğine göre uygun ölçülerde tahta takozla çerçeve yapılarak paletlenmesi, çemberlenmesi ve paletlerin tamamının sitreç naylonla sarılması bölümlerinden oluşur.

## SHIPPING DEPARTMENT | Sevkiyat Departmanı





## OTHER UNITS | COGENERATION

### ELEKTRİK VE ISI ENERJİSİ ÜRETİM SİSTEMİ

The auto-producer Power Generator with a Capacity of 1605 kW/hour Electric Energy and 1677 kW/hour heat energy generates 90% of the energy used in the facilities.

For this purpose, the Company obtained auto-producer license from the Energy Market Regulatory Authority with license number E0/671-1/618 on 03.03.2006.

Firmamızda bulunmakta olan 1.605 kW/saat elektrik enerjisi ve 1.677 kW/saat ısı enerjisi kapasiteli otoprodüktör santrali, elektrik enerji ihtiyacının % 90'ını karşılamaktadır.

Bu amaçla enerji piyasası düzenleme kurumu'ndan 03.03.2006 tarih ve E0/671-1/618 sayılı ile otoprodüktör lisansı alınmıştır.



## BIOLOGICAL & CHEMICAL TREATMENT

### BİYOLOJİK & KİMYASAL ARITMA

#### Biological Treatment | Biyolojik Arıtma

Biological treatment plant uses "activated sludge" system, which is the most common biological treatment method in this field of operation.

The activated sludge process dissolves 90% BOİ5 successfully.

Using a bach system, this plant is designed according to very low activated sludge system. Inside the biological reactor, the necessary full mixture and oxygen need are met by the blower-diffuser system.

Biyolojik arıtma, bu alandaki en yaygın arıtma prosesi olan ' Aktif Çamur ' sistemi ile çalışmaktadır. Aktif çamur prosesinde %90 BOİ giderimi rahatlıkla sağlanabilmektedir.

Sistem bach bir sistemdir. Bu tesis, çok düşük yüklü aktif çamur sistemine göre tasarlanmıştır. Biyolojik reaktörde; gerekli tam karışım ve oksijen ihtiyacı blower-difüzör sistemi tarafından sağlanır.

#### Chemical Treatment | Kimyasal Arıtma

Waste water is homogenized in balancing pools in terms of flow rate and quality and then, it is fed into the chemical treatment plant with a flow rate determined by the automatic level-controlled feeding pump. In order to provide optimum conditions, chemical substance dosing system operates as a part of the automatic pH measurement and control system.

Dengeleme havuzlarında debi ve kalite bakımından homojen hale getirilen atıksu, otomatik seviye kontrollü besleme pompası ile kimyasal arıtma tesisine beslenmektedir.

Kimyasal madde dozlama sistemi optimum koşulların sağlanması amacıyla otomatik pH ölçüm ve kontrol sistemine bağlı olarak çalışmaktadır.



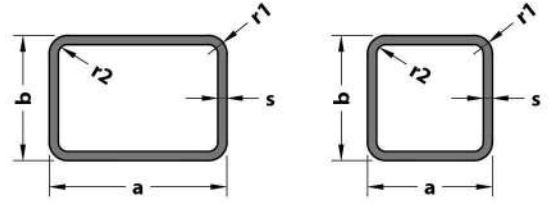
**STANDARD PROFILES**  
STANDART PROFILLER



STANDARD PROFILES / STANDART PROFİLLER

BOX PROFILES

KUTU PROFİLLER



a (mm)	b (mm)	s (mm)	r1 (mm)	r2 (mm)	kg/m	CODE / KOD
10	10	1.8	0.25	0.25	0.160	12-147-018
12	12	2	1.5	-	0.211	12-141-020R
13.8	13.8	2	1	-	0.253	12-153-020R
14	14	1.2	-	-	0.166	12-165-012
14	14	2	1	-	0.257	12-165-020R
15	10	1	2	1	0.117	12-166-010R
15	10	1.4	0.25	-	0.168	12-166-014
15	15	2	-	-	0.281	12-101-020
16.5	16.5	0.8	-	-	0.136	12-187-008
18	12	1.1	0.25	0.25	0.165	12-155-011
18	12	1.1	3.5	2.4	0.150	12-155-011R
18	12	1.3	3.5	2.2	0.175	12-155-013R
18	18	1	-	-	0.184	12-159-010
18	18	2	-	-	0.346	12-159-020
20	10	1.5	0.3	0.3	0.219	12-134-015
20	10	2	2	-	0.272	12-134-020R
20	12	1.5	1.5	0.5	0.230	12-156-015R
20	20	1.3	-	-	0.263	12-104-013
20	20	2	-	-	0.389	12-104-020
20	30	2	-	-	0.497	12-148-020
25	17	1	-	-	0.216	12-103-010
25	17	1.2	-	-	0.257	12-103-012
25	17	2	-	-	0.410	12-103-020
25	25	1.3	-	-	0.333	12-110-013
25	25	1.5	2	2	0.381	12-110-015R
25	25	2	4	2	0.469	15294
27	27	2	3	0.25	0.519	12-130-020R
28	13.4	1.3	2	0.7	0.264	12-178-013R
28.8	18.6	1.1	3.5	2.5	0.255	12-142-011R
29	18.6	1.1	1.5	0.4	0.265	12-146-011R
30	10	1.5	0.5	0.3	0.300	12-180-015R
30	12	1.3	-	-	0.277	12-175-013
30	15	1	0.25	0.25	0.232	12-102-010
30	15	1	3.5	2.5	0.218	12-102-010R
30	15	1.2	3.5	2.3	0.260	12-102-012R
30	15	1.3	-	-	0.298	12-102-013
30	15	1.3	3.5	2.2	0.281	12-102-013R

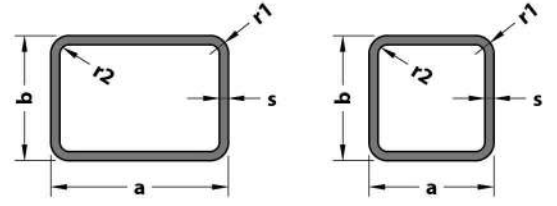
a (mm)	b (mm)	s (mm)	r1 (mm)	r2 (mm)	kg/m	CODE / KOD
30	20	1.5	0.45	0.45	0.381	12-148-015
30	20	2	3	1	0.478	12-148-020R
30	30	1.3	-	-	0.403	12-111-013
30	30	1.5	3	2	0.450	12-111-015R
30	30	2	-	-	0.605	12-111-020
30	30	3	3	1.5	0.859	12-111-030R
35	35	1.5	-	-	0.543	12-170-015
39.8	20.6	0.8	-	-	0.254	12-154-008
40	15	1.8	3.5	1.7	0.478	12-173-018R
40	15	2.2	0.8	-	0.600	12-177-022R
40	20	1	-	-	0.313	12-105-010
40	20	1.2	-	-	0.373	12-105-012
40	20	1.2	2	0.8	0.365	12-105-012R
40	20	1.5	-	-	0.462	12-105-015
40	20	2	0.25	0.25	0.605	12-105-020
40	27	2	-	-	0.680	12-179-020
40	30	1.2	-	-	0.438	12-112-012
40	30	1.8	-	-	0.646	12-112-018
40	30	2	-	-	0.713	12-112-020
40	30	4	-	-	1.339	12-112-040
40	40	0.8	-	-	0.339	12-117-008
40	40	1	-	-	0.421	12-117-010
40	40	1.2	-	-	0.503	12-117-012
40	40	1.5	-	-	0.624	12-117-015
40	40	2	-	-	0.821	12-117-020
40	40	2.5	2.5	1.5	1.003	12-117-025R
40	40	5	-	-	1.890	12-117-050
42	11.2	1.3	-	-	0.355	12-151-013
45	20	3	1	1	0.956	12-158-030R
45	25	2	2	-	0.704	12-174-020R
45	45	1.8	-	-	0.840	12-122-018
49	39.1	2	-	-	0.908	12-116-020
50	12	1.3	0.25	0.25	0.417	12-133-013
50	20	1.2	-	-	0.438	12-169-012
50	30	1.5	0.45	0.45	0.624	12-149-015
50	30	2	2	0.5	0.812	12-149-020R
50	40	1	-	-	0.475	12-118-010

Look at various profiles page for different sizes standard profiles. / Farklı ölçülerde standart profiller için muhtelif profiller bölümüne bakınız.

STANDARD PROFILES / STANDART PROFİLLER

BOX PROFILES

KUTU PROFİLLER



a (mm)	b (mm)	s (mm)	r1 (mm)	r2 (mm)	kg/m	CODE / KOD
50	40	1.2	-	-	0.568	12-118-012
50	50	1.6	-	-	0.836	12-123-016
50	50	2	2	0.5	1.028	12-123-020R
50	50	2.5	-	-	1.283	12-123-025
50	50	3	-	-	1.523	12-123-030
50	50	3	2	0.25	1.514	12-123-030R
54	54	1.2	0.25	0.25	0.684	12-140-012
55	41.2	3	4	1	1.413	12-196-030R
55	55	5	-	-	2.700	12-192-050
55.15	55.15	2	0.25	0.25	1.148	12-139-020
59	59	1.8	5	3.2	1.078	12-193-018R
60	20	1.2	-	-	0.503	12-106-012
60	22	1.5	1	0.3	0.638	12-129-015R
60	25	2	2.5	0.5	0.861	12-167-020R
60	25	3	-	-	1.280	12-167-030
60	30	2	8	6	0.749	12-168-020R
60	40	1.25	-	-	0.658	12-119-012
60	40	2.5	-	-	1.283	12-119-025
60	40	3	-	-	1.523	12-119-030
60	40	4	-	-	1.987	12-119-040
60	44.6	3	-	-	1.597	12-121-030
60	60	1.3	-	-	0.824	12-126-013
65	45	3	4	0.5	1.648	12-160-030R
70	23	2	8	6	0.896	12-194-020R
70	32	1.3	-	-	0.698	12-114-013
70	70	1.5	-	-	1.110	12-127-015
70.4	42.8	1.8	-	-	1.065	12-172-018
75	32	1.5	-	-	0.842	12-115-015
75	32	2.5	-	-	1.377	12-115-025
80	15	1.4	-	-	0.697	12-150-014
80	20	1.4	-	-	0.735	12-107-014
80	20	2	-	-	1.037	12-107-020
80	25	2	-	-	1.091	12-182-020
80	26	1.5	11.5	11.5	0.749	15055
80	80	1.5	0.25	0.25	1.272	12-137-015
80	80	3	5	2	2.446	12-137-030
85	30	2	0.3	-	1.199	12-161-020

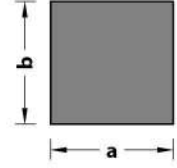
a (mm)	b (mm)	s (mm)	r1 (mm)	r2 (mm)	kg/m	CODE / KOD
89.6	49.3	1.6	0.3	0.3	1.173	12-144-016
90	90	5	7	2	4.486	12-128-050R
80	20	1.3	2	0.7	0.676	12-107-013R
80	40	1.5	-	-	0.948	12-120-015
80	40	2	-	-	1.253	12-120-020
80	40	3.2	-	-	1.963	12-120-032
80	50	5	-	-	3.240	12-145-050
90	90	2	-	-	1.901	12-128-020
95	50	1.6	-	-	1.225	12-124-016
95	50	2	-	-	1.523	12-124-020
95	50	4	-	-	2.959	12-124-040
100	20	1.4	-	-	0.886	12-108-014
100	20	1.5	2	-	0.938	12-108-015
100	20	2	-	-	1.253	12-108-020
100	30	1.5	1.5	1.5	1.029	12-113-015R
100	40	1.5	0.25	0.25	1.110	12-135-015
100	50	1.2	-	-	0.956	12-181-012
100	50	1.3	-	-	1.035	12-181-013
100	70	4	-	-	3.500	12-176-040
100	100	2	0.25	-	2.117	12-138-020
109.5	59.5	4	7	3	3.385	12-152-040R
110	110	2	1	-	2.330	12-131-020R
114	34	2	3	1	1.537	12-195-020R
120	18	2	-	-	1.447	12-188-020
120	20	1.5	-	-	1.110	12-109-015
120	40	1.8	0.25	-	1.520	12-136-018
120	50	5	-	-	4.320	12-125-050
120	80	3	-	-	3.143	12-157-030
128	49.2	2.2	0.3	0.3	2.053	12-143-022
130	130	5	-	-	6.750	12-190-050
140	40	4	-	-	3.715	12-156-040
150	20	2	-	6	1.793	12-191-020
150	50	3	-	-	3.143	12-132-030
150	50	4	-	-	4.147	12-132-040
170	50	4	-	-	4.579	12-184-040
220	50	4	-	-	5.659	12-183-040

Look at various profiles page for different sizes standard profiles. / Farklı ölçülerde standart profiller için muhtelif profiller bölümüne bakınız.

STANDARD PROFILES / STANDART PROFİLLER

**SQUARE BARS**

KARE ÇUBUK PROFİLLER

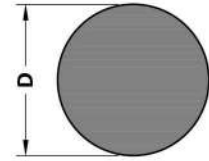


a (mm)	b (mm)	kg/m	CODE / KOD
7	7	0.132	13-154-070
7.75	7.75	0.162	13-153-077
8	8	0.173	13-153-080
10	10	0.270	13-101-100

a (mm)	b (mm)	kg/m	CODE / KOD
23.7	23.7	1.517	13-107-237
30	30	2.430	13-110-300
40	40	4.320	13-111-400

**ROUND BARS**

YUVARLAK ÇUBUK PROFİLLER

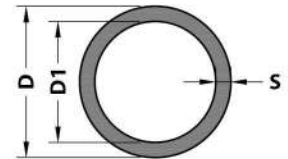


D (mm)	kg/m	CODE / KOD
10	0.212	11-112-00
12	0.305	11-113-00
16	0.543	11-101-00
20	0.848	11-102-00
22	1.026	11-103-00
25	1.325	11-114-00
26	1.434	11-115-00
30	1.909	11-104-00

D (mm)	kg/m	CODE / KOD
35	2.598	11-105-00
40	3.393	11-106-00
45	4.294	11-107-00
50	5.301	11-108-00
56	6.650	11-110-00
60	7.634	11-109-00
65.5	9.098	11-116-00
70	10.391	11-111-00

**PIPE PROFILES**

BORU PROFİLLER



D (mm)	D1 (mm)	s (mm)	kg/m	CODE / KOD
8	6	1	0.059	10-151-010
10	8	1	0.076	10-161-010
10	7.6	1.2	0.090	10-161-012
12	10.2	0.9	0.087	10-159-009
12	10	1	0.093	10-158-010
14	12	1	0.110	10-149-010
15	12	1.5	0.172	10-101-015
15	9.5	2.75	0.286	10-101-027
15.7	11.2	2.25	0.257	10-102-022

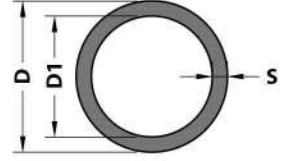
D (mm)	D1 (mm)	s (mm)	kg/m	CODE / KOD
16	14	1	0.127	10-103-010
16	13	1.5	0.185	10-103-015
16	12.2	1.9	0.227	10-103-019
16	12	2	0.238	10-103-020
16	8	4	0.407	10-103-040
16	6	5	0.467	10-103-050
18	14	2	0.272	10-104-020
18.7	16.5	1.1	0.164	10-105-011
19	17	1	0.153	10-106-010

Look at various profiles page for different sizes standard profiles. / Farklı ölçülerde standart profiller için muhtelif profiller bölümüne bakınız.

STANDARD PROFILES / STANDART PROFİLLER

PIPE PROFILES

BORU PROFİLLER



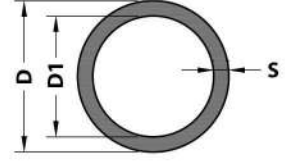
D (mm)	D1 (mm)	s (mm)	kg/m	CODE / KOD
19	16.6	1.2	0.181	10-106-012
19	16	1.5	0.223	10-106-015
19.2	16.25	1.47	0.223	10-107-015
20	18	1	0.161	10-108-010
20	16.4	1.8	0.278	10-108-018
20	14	3	0.433	10-108-030
20	12	4	0.543	10-108-040
20.4	18	1.2	0.196	10-109-012
20.5	14.5	3	0.445	10-137-030
20.8	10.3	5.25	0.692	10-154-052
21	12	4.5	0.630	10-110-045
21.7	19.5	1.1	0.192	10-111-011
22	20.4	0.8	0.144	10-112-008
22	19.6	1.2	0.212	10-112-012
22	19	1.5	0.261	10-112-015
22	17	2.5	0.414	10-112-025
22	12	5	0.721	10-112-050
22.23	19.79	1.22	0.217	10-141-012
22.5	19.5	1.5	0.267	10-137-015
23.2	21.6	0.8	0.152	10-152-008
24	16.5	3.75	0.644	10-113-037
24	14	5	0.806	10-113-050
24	5.1	9.45	1.166	10-113-094
24.7	22.5	1.1	0.220	10-114-011
25	23	1	0.204	10-115-010
25	22	1.5	0.299	10-115-015
25	21	2	0.390	10-115-020
25	20	2.5	0.477	10-115-025
25	18.5	3.25	0.600	10-115-032
25	15.5	4.75	0.816	10-115-047
25	8.5	8.25	1.172	10-115-082
26	22	2	0.407	10-116-020
27	24	1.5	0.324	10-143-015
28	22.4	2.8	0.599	10-117-028
28	18.6	4.7	0.929	10-117-047
29.5	25.5	2	0.467	10-118-020
30	25.6	2.2	0.519	10-119-022
30	25	2.5	0.583	10-119-025

D (mm)	D1 (mm)	s (mm)	kg/m	CODE / KOD
30	24	3	0.687	10-119-030
30	22.5	3.75	0.835	10-119-037
30	22	4	0.882	10-119-040
30	10	10	1.697	10-119-100
31	18.6	6.2	1.304	10-120-062
32	30	1	0.263	10-121-010
32	28	2	0.509	10-121-020
32	26	3	0.738	10-121-030
32	18	7	1.484	10-121-070
35	31	2	0.560	10-122-020
35	30	2.5	0.689	10-122-025
35	29	3	0.814	10-122-030
35	28.5	3.25	0.875	10-122-032
35	8	13.5	2.462	10-122-135
35.5	6.5	14.5	2.583	10-123-145
38	32	3	0.891	10-138-030
40	38	1	0.331	10-124-010
40	37	1.5	0.490	10-124-015
40	36	2	0.645	10-124-020
40	35	2.5	0.795	10-124-025
40	30	5	1.484	10-124-050
40	20.7	9.65	2.484	10-124-096
40	20	10	2.545	10-124-100
40.2	10	15.1	3.215	10-125-151
40.5	7.8	16.35	3.349	10-126-163
43	40	1.5	0.528	10-127-015
45	41.2	1.9	0.695	10-156-019
45	40	2.5	0.901	10-145-025
45	10	17.5	4.082	10-145-175
48	40	4	1.493	10-162-040
50	48	1	0.416	10-128-010
50	47.1	1.45	0.597	10-128-014
50	47	1.5	0.617	10-128-015
50	46.7	1.65	0.677	10-128-016
50	46.4	1.8	0.736	10-128-018
50	46	2	0.814	10-128-020
50	45	2.5	1.007	10-128-025
50	44	3	1.196	10-128-030

Look at various profiles page for different sizes standard profiles. / Farklı ölçülerde standart profiller için muhtelif profiller bölümüne bakınız.

STANDARD PROFILES / STANDART PROFİLLER

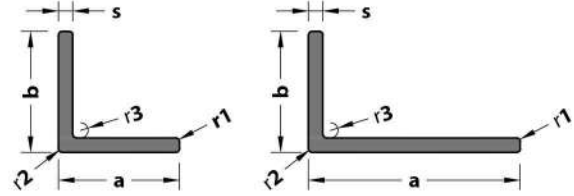
PIPE PROFILES  
BORU PROFİLLER



D (mm)	D1 (mm)	s (mm)	kg/m	CODE / KOD
50	42	4	1.561	10-128-040
50	29	10.5	3.518	10-128-105
50.15	9	20.58	5.162	10-129-205
51	48	1.5	0.630	10-163-015
54	50.4	1.8	0.797	10-130-018
55	50.4	2.3	1.028	10-131-023
55	40.5	7.25	2.936	10-131-072
58	54	2	0.950	10-164-020
60	50	5	2.333	10-132-050
65	51	7	3.444	10-133-070
60	57	1.5	0.744	10-132-015
60	56	2	0.984	10-132-020
60	55	2.5	1.219	10-132-025

D (mm)	D1 (mm)	s (mm)	kg/m	CODE / KOD
60	54	3	1.450	10-132-030
70	67	1.5	0.872	10-134-015
70.3	40.4	14.95	7.019	10-147-149
75	65	5	2.969	10-135-050
76	73.6	1.2	0.761	10-157-012
80	75.6	2.2	1.452	10-150-022
80.3	50.4	14.95	8.287	10-146-149
82	74	4	2.646	10-136-040
88.9	84.9	2	1.474	10-160-020
92	75	8.5	6.020	10-148-085
100	94	3	2.468	10-153-030
100	96	2	1.663	10-153-020
101.8	98.2	1.8	1.527	10-139-018

CORNER PROFILES  
KÖŞEBENT PROFİLLER

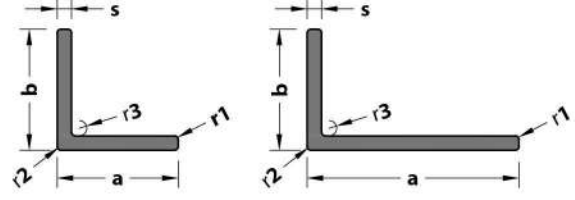


a (mm)	b (mm)	s (mm)	r1 (mm)	r2 (mm)	r3 (mm)	kg/m	CODE / KOD
10	10	1.2	-	-	-	0.061	14-102-012
15	10	1.2	-	-	-	0.077	14-103-012
15	10	2	1	-	-	0.122	14-103-020R
15	13	2	-	-	-	0.140	14-105-020
15	15	1.2	-	-	-	0.093	14-106-012
15	15	1.5	-	-	-	0.115	14-106-015
20	9	2	0.3	0.3	0.3	0.146	14-139-020
20	10	1.5	0.25	0.25	0.25	0.115	14-126-015
20	10	2	1	1	-	0.148	14-141-020R
20	15	2	1	-	-	0.176	14-142-020R
20	15	3	0.3	0.3	0.3	0.259	14-134-030
20	20	1.05	0.53	2	0.95	0.108	14-107-010R
20	20	1.2	-	-	-	0.126	14-107-012
20	20	1.5	0.25	0.25	0.25	0.156	14-107-015
20	20	2	0.25	0.25	0.25	0.205	14-107-020

Look at various profiles page for different sizes standard profiles. / Farklı ölçülerde standart profiller için muhtelif profiller bölümüne bakınız.

STANDARD PROFILES / STANDART PROFİLLER

CORNER PROFILES  
KÖŞEBENT PROFİLLER

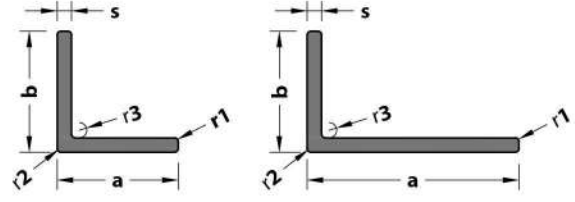


a (mm)	b (mm)	s (mm)	r1 (mm)	r2 (mm)	r3 (mm)	kg/m	CODE / KOD
20	20	4	-	-	-	0.389	14-107-040
20	40	3	0.3	0.3	0.3	0.461	14-109-030
22	14	2.3	-	-	-	0.209	14-129-023
25	12	3	-	-	-	0.275	14-104-030
25	25	1.2	-	-	-	0.158	14-116-012
25	25	1.5	-	-	-	0.196	14-116-015
25	25	2	-	-	-	0.259	14-116-020
25	25	2	1	-	-	0.257	14-116-020R
25	25	2.5	-	-	-	0.321	14-116-025
25	25	3	-	-	-	0.381	14-116-030
25	25	4	0.4	0.4	0.25	0.496	14-116-040
27	27	7	0.3	0.3	0.3	0.888	14-128-070
30	20	1.3	-	-	-	0.171	14-108-013
30	20	2.75	-	-	-	0.351	14-108-027
30	25	3	-	-	-	0.421	14-156-030
30	30	0.9	-	-	-	0.144	14-118-009
30	30	1.2	-	-	-	0.191	14-118-012
30	30	1.5	-	-	-	0.237	14-118-015
30	30	2	-	-	-	0.313	14-118-020
30	30	3	-	-	-	0.462	14-118-030
30	30	5	-	-	-	0.743	14-118-050
35	7	2.8	-	-	-	0.296	14-101-028
35	16	2	-	-	-	0.265	14-150-020
39	16	2	-	-	-	0.286	14-149-020
40	11	2	-	-	-	0.265	14-148-020
40	20	1.2	-	-	-	0.191	14-109-012
40	20	2	-	-	-	0.313	14-109-020
40	25	4	-	-	-	0.659	14-155-040
40	30	2	-	-	-	0.367	14-138-020
40	40	1.2	-	-	-	0.255	14-119-012
40	40	1.5	-	-	-	0.318	14-119-015
40	40	2	-	-	-	0.421	14-119-020
40	40	3	-	-	-	0.624	14-119-030
40	40	4	-	-	-	0.821	14-119-040
40	40	4.8	-	-	-	0.974	14-119-048
40	40	6	0.25	0.25	0.25	1.199	14-120-060
45	18	3	1	1	1	0.484	14-147-030R
45	45	5	-	-	-	1.148	14-123-050

Look at various profiles page for different sizes standard profiles. / Farklı ölçülerde standart profiller için muhtelif profiller bölümüne bakınız.

STANDARD PROFILES / STANDART PROFİLLER

CORNER PROFILES  
KÖŞEBENT PROFİLLER

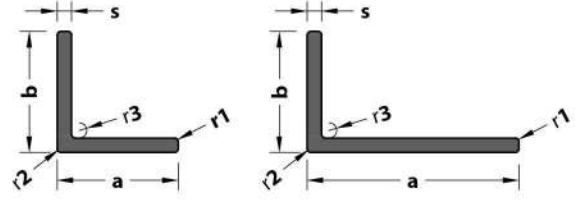


a (mm)	b (mm)	s (mm)	r1 (mm)	r2 (mm)	r3 (mm)	kg/m	CODE / KOD
50	10	2	-	-	-	0.313	14-143-020
50	20	1.2	-	-	-	0.223	14-110-012
50	20	1.4	-	-	-	0.259	14-110-014
50	30	1.2	-	-	-	0.255	14-137-012
50	30	2	-	-	-	0.421	14-137-020
50	50	1.5	-	-	-	0.400	14-124-015
50	50	2	-	-	-	0.529	14-124-020
50	50	3	-	-	-	0.786	14-124-030
50	50	4	-	-	-	1.037	14-124-040
50	50	7.5	-	-	-	1.873	14-124-075
60	20	1.3	-	-	-	0.276	14-111-013
60	30	3	0.5	7	4	0.685	14-133-030R
60	40	1.3	-	-	-	0.346	14-121-013
60	40	2	-	-	-	0.529	14-121-020
70	20	1.3	-	-	-	0.311	14-112-013
70	30	2	-	-	-	0.529	14-144-020
70	40	6	-	-	-	1.685	14-159-060
70	50	1.5	-	-	-	0.479	14-151-015
70	60	1.8	-	-	-	0.623	14-127-018
75	75	3.5	0.3	8.5	5	1.357	14-132-035R
80	17	5	-	-	-	1.242	14-152-050
80	20	1.3	-	-	-	0.346	14-113-013
80	20	2	-	-	-	0.529	14-113-020
80	24	4	-	-	-	1.080	14-135-040
80	24	4	1.5	1.5	1.5	1.075	14-135-040R
80	25	1.5	-	-	-	0.419	14-117-015
80	27.5	3.5	-	-	-	0.983	14-136-035
80	27.5	3.5	1.5	1.5	1.5	0.978	14-136-035R
80	30	3	-	-	-	0.867	14-140-030
80	40	1.5	-	-	-	0.480	14-122-015
80	40	3	-	-	-	0.948	14-122-030
80	40	8	2.5	2.5	5	2.416	14-122-080
85	24	5	-	-	-	1.404	14-153-050
100	20	1.5	-	-	-	0.480	14-114-015
100	40	2	-	-	-	0.745	14-145-020
100	70	3	-	-	-	1.353	14-125-030
100	100	8	-	-	-	4.147	14-158-080
120	20	1.5	-	-	-	0.561	14-115-015

Look at various profiles page for different sizes standard profiles. / Farklı ölçülerde standart profiller için muhtelif profiller bölümüne bakınız.

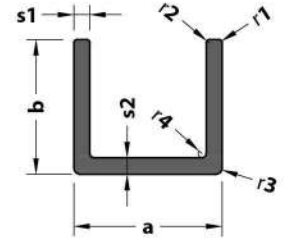
STANDARD PROFILES / STANDART PROFİLLER

**CORNER PROFILES**  
KÖŞEBENT PROFİLLER



a (mm)	b (mm)	s (mm)	r1 (mm)	r2 (mm)	r3 (mm)	kg/m	CODE / KOD
120	20	2	-	-	-	0.745	14-115-020
120	20	2.5	-	-	-	0.928	14-115-025
130	55	4	-	-	-	1.955	14-154-040
150	70	3	1.4	5	2	1.741	14-160-030R
200	40	4	-	-	-	2.549	14-131-040
200	100	8	-	-	-	6.307	14-157-080

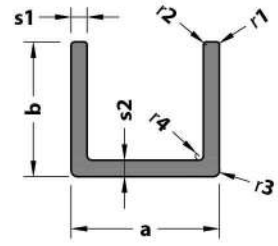
**" U " PROFILES**  
" U " PROFİLLER



a (mm)	b (mm)	s1 (mm)	s2 (mm)	r1 (mm)	r2 (mm)	r3 (mm)	r4 (mm)	kg/m	CODE / KOD
6.5	12	1	1	-	-	-	-	0.077	15-155-010
8	8	1	1	0.25	0.25	0.25	-	0.059	15-142-010
8	20	2	1.5	0.5	0.5	1.5	0.5	0.229	15-123-020R
10	10	1	1	0.3	0.3	0.3	0.3	0.075	15-125-010
12	16	1.3	1.3	0.65	0.65	0.3	0.3	0.144	15-117-013
12.5	20	2	2	-	-	-	-	0.262	15-163-020
13	15	1.1	1.1	-	-	-	-	0.121	15-135-011
14.3	28	1.2	1.2	0.6	0.6	0.3	0.3	0.219	15-121-012
14.7	19	1.9	1.9	0.95	0.95	-	-	0.248	15-164-019R
15	10	1	1	-	-	-	-	0.089	15-128-010
15	17	1.2	1.2	-	-	-	-	0.151	15-103-012
15	20	2	2	-	-	-	-	0.275	15-105-020
16	20	1.25	1.25	-	-	-	-	0.181	15-129-012
16.5	27	1.6	1.6	0.8	-	0.3	-	0.289	15-146-016R
16.5	35	2.25	5	0.5	0.5	0.5	0.5	0.587	12225
17	15	0.9	0.9	0.3	0.3	0.3	0.3	0.110	15-102-009
17	17	1	1	0.5	0.5	0.5	0.3	0.132	15-104-010
17	20	1.5	1.5	-	-	-	-	0.219	15-141-015
18	20	1.2	1.2	-	-	-	-	0.180	15-106-012
18	20	1.4	1.4	-	-	-	-	0.209	15-106-014

Look at various profiles page for different sizes standard profiles. / Farklı ölçülerde standart profiller için muhtelif profiller bölümüne bakınız.

STANDARD PROFILES / STANDART PROFİLLER



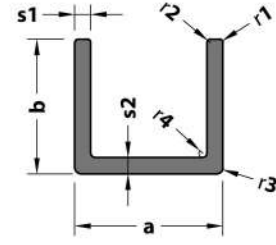
" U " PROFILES

" U " PROFİLLER

a (mm)	b (mm)	s1 (mm)	s2 (mm)	r1 (mm)	r2 (mm)	r3 (mm)	r4 (mm)	kg/m	CODE / KOD
18.5	25	2	2	0.8	0.3	5	3	0.329	15-168-020
19	20	1.15	1.15	-	0.5	-	-	0.176	15-107-011R
19	20	1.5	1.5	0.5	0.5	0.5	-	0.226	15-145-015R
19	20	1.5	1.5	-	-	-	-	0.227	15-107-015
19.9	20	1.8	1.8	0.5	0.5	0.5	0.2	0.273	15-144-018R
20	20	2	2	0.3	0.3	0.3	0.3	0.302	15-127-020
20	25	2	2	-	-	-	-	0.356	15-112-020
20	25	4	4	0.4	0.4	0.25	0.25	0.669	15-112-040
20	30	2	2	-	-	-	-	0.410	15-137-020
20	40	2	2	-	-	-	-	0.518	15-136-020
21.4	11.8	1.2	1.2	0.6	0.6	0.25	0.25	0.137	15-149-012R
22.5	25	2	2	0.8	0.3	5	3	0.351	15-169-020
23	16	2.5	2.5	0.3	0.3	0.3	0.3	0.337	15-154-025
24	20	1.5	1.5	-	-	-	-	0.247	15-133-015
25	10	4	4	1.2	-	1.2	-	0.396	15-116-040R
25	15	2	2	-	-	-	-	0.275	15-132-020
25	15	3	3	-	-	-	-	0.397	15-132-030
25	25	2	2	-	-	-	-	0.383	15-134-020
25	25.5	3	3	-	-	-	-	0.567	15-167-030
25	38	3	3	-	-	-	-	0.770	15-166-030
25	40	2	2	-	-	-	-	0.545	15-150-020
25	51	3.2	3.2	-	-	-	-	1.042	15-165-032
26.5	25	2	2	0.8	0.3	5	3	0.372	15-170-020
27	40	2	2	-	-	-	-	0.556	15-156-020
29	28	1.5	1.5	-	-	-	-	0.332	15-122-015
30	15	1	1	-	-	-	-	0.157	15-152-010
30	20	1.5	1.5	-	-	-	-	0.271	15-143-015
30	30	1.5	1.5	-	-	-	-	0.356	15-109-015
30	30	2	2	-	-	-	-	0.464	15-124-020
30	40	1.5	1.5	-	-	-	-	0.433	15-110-015
30.5	40	2.5	2.5	0.5	0.5	0.5	0.3	0.711	15-158-025
34	40	3	3	2	-	2	-	0.866	15-111-030
35	35	2	2	0.25	0.25	0.25	-	0.545	15-153-020
40	30	3	3	0.25	0.25	0.25	0.25	0.761	15-114-030
44	43	2	3	-	-	-	-	0.788	15-160-020
44	54	2	3	-	-	-	-	0.907	15-161-020
44.5	22	2	2	0.3	0.3	0.3	-	0.456	15-151-020
45	45	2	2	0.25	0.25	0.25	0.25	0.707	15-113-020

Look at various profiles page for different sizes standard profiles. / Farklı ölçülerde standart profiller için muhtelif profiller bölümüne bakınız.

STANDARD PROFILES / STANDART PROFİLLER



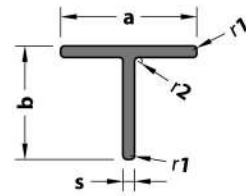
" U " PROFILES

" U " PROFİLLER

a (mm)	b (mm)	s1 (mm)	s2 (mm)	r1 (mm)	r2 (mm)	r3 (mm)	r4 (mm)	kg/m	CODE / KOD
45	47	5	5	0.5	0.5	3	-	1.731	15-115-050R
50	15	1.2	1.2	0.6	0.6	0.3	-	0.251	15-118-012
50	30	1.5	1.5	-	-	-	-	0.433	15-148-015
50	80	3	3	-	-	-	-	1.652	15-131-030
50.7	44.5	3	3	0.5	0.5	1	1	1.082	15-162-030R
51	40	1	1	-	-	-	-	0.348	15-120-010
55	40	2	2	-	-	-	-	0.707	15-157-020
55	45	2	2	-	-	-	-	0.761	15-126-020
60	10	1.2	1.2	0.5	0.5	0.5	0.5	0.251	15-101-012
60	10	1.6	1.6	0.5	0.5	0.5	0.5	0.331	15-101-016
60	30	3	3	-	-	-	-	0.923	15-139-030
60	50	3	3	-	-	-	-	1.247	15-130-030
60	60	3	3	-	-	-	-	1.409	15-159-030
80	30	3	3	-	-	-	-	1.085	15-140-030
100	70	6	6	-	-	-	-	3.694	15-138-060
110	75	7	7	-	-	-	15	4.910	19-704-00
120	30	2	2	-	-	-	-	0.950	15-115-020
120	50	6	6	-	-	-	6	3.411	979
170	30	2	2	-	-	-	-	1.220	15-116-020

" T " PROFILES

" T " PROFİLLER

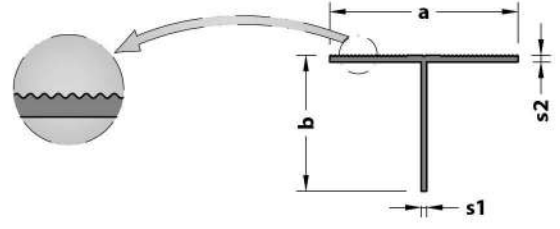


a (mm)	b (mm)	s (mm)	r1 (mm)	r2 (mm)	kg/m	CODE / KOD
10	6	2	-	-	0.076	16-115-020
20	20	1.2	-	-	0.126	16-101-012
20	37	2	-	-	0.297	16-111-020
25	25	1.2	-	-	0.158	16-102-012
25	25	1.5	-	-	0.196	16-102-015
25	25	2	-	-	0.259	16-102-020
25	25	4	-	-	0.497	16-102-040
30	30	1.2	-	-	0.191	16-103-012
30	30	1.5	-	-	0.237	16-103-015

a (mm)	b (mm)	s (mm)	r1 (mm)	r2 (mm)	kg/m	CODE / KOD
40	40	1.6	-	-	0.339	16-108-016
40	40	2	-	-	0.421	16-108-020
40	60	3	-	-	0.786	16-113-030
70	50	2	-	-	0.637	16-105-020
70	70	6	-	-	2.171	16-114-060
80	60	2	-	-	0.745	16-107-020
80	80	6	1.5	6	2.530	16-110-060
80	80	8.5	2.5	5	3.484	16-110-085R

Look at various profiles page for different sizes standard profiles. / Farklı ölçülerde standart profiller için muhtelif profiller bölümüne bakınız.

STANDARD PROFILES / STANDART PROFİLLER



SPECIAL " T " PROFILES

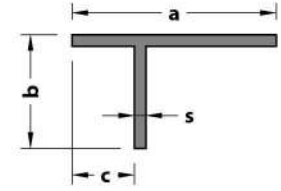
ÖZEL " T " PROFİLLER TIRTIKLI

a (mm)	b (mm)	s1 (mm)	s2 (mm)	kg/m	CODE / KOD
70	50.5	1.8	1.8	0.537	13762
70	50.5	2	2.5	0.692	12051

a (mm)	b (mm)	s1 (mm)	s2 (mm)	kg/m	CODE / KOD
110	80	3	3	1.509	16-112-030

ASYMMETRIC " T " PROFILES

AŞİMETRİK " T " PROFİLLER

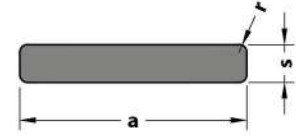


a (mm)	b (mm)	c (mm)	s (mm)	kg/m	CODE / KOD
32	19.5	12	1.5	0.203	17-103-015
40	20	9.9	1.2	0.191	17-101-012

a (mm)	b (mm)	c (mm)	s (mm)	kg/m	CODE / KOD
50	25	9.9	1.2	0.239	17-102-012

FLAT PROFILES

LAMA PROFİLLER

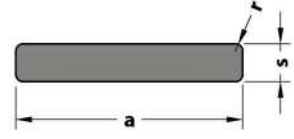


a (mm)	s (mm)	r (mm)	kg/m	CODE / KOD
7.9	2.3	0.4	0.049	13-163-023R
10	3.9	1.95	0.096	13-101-039R
12	2	0.5	0.064	13-167-020R
12.8	5	2.5	0.158	13-164-050R
13	3	1	0.103	13-102-030R
14	3	-	0.113	13-103-030
17	10	-	0.459	13-149-100
17.7	2.8	1.4	0.129	13-142-028R
18.5	10	-	0.500	13-101-185
19.5	4.4	-	0.232	13-135-044
20	1.5	-	0.081	13-104-015
20	3	-	0.162	13-104-030
20	4	2	0.207	13-104-040R
23	2.5	-	0.155	13-106-025
25	2	-	0.135	13-108-020

a (mm)	s (mm)	r (mm)	kg/m	CODE / KOD
25	3	-	0.203	13-108-030
25	4	-	0.270	13-108-040
25	8	0.25	0.540	13-108-080
25	10	-	0.675	13-108-100
28	5	0.15	0.378	13-109-050
30	3	-	0.243	13-110-030
30	4	-	0.324	13-110-040
30	5	-	0.405	13-110-050
30	8	-	0.648	13-110-080
32	2	0.3	0.173	13-166-020
32	22	-	1.901	13-166-220
35	2	-	0.189	13-144-020
35	18	0.3	1.701	13-147-180R
35	22	-	2.079	13-105-350
38.5	3.5	0.3	0.364	13-140-035

Look at various profiles page for different sizes standard profiles. / Farklı ölçülerde standart profiller için muhtelif profiller bölümüne bakınız.


**FLAT PROFILES**  
LAMA PROFİLLER



a (mm)	s (mm)	r (mm)	kg/m	CODE / KOD
40	1.2	-	0.130	<b>13-111-012</b>
40	2	-	0.216	<b>13-111-020</b>
40	3	-	0.324	<b>13-111-030</b>
40	4	0.5	0.431	<b>13-111-040R</b>
44	10	5	1.130	<b>13-146-100R</b>
46	2	-	0.248	<b>13-141-020</b>
50	1	-	0.135	<b>13-112-010</b>
50	3	-	0.405	<b>13-112-030</b>
50	5	-	0.675	<b>13-113-050</b>
50	10	-	1.350	<b>13-112-100</b>
59	5	-	0.797	<b>13-114-050</b>
60	1.2	-	0.194	<b>13-115-012</b>
60	2	-	0.324	<b>13-115-020</b>
60	3	-	0.486	<b>13-115-030</b>
60	4	0.5	0.647	<b>13-115-040R</b>
60	6	-	0.972	<b>13-115-060</b>
60	10	-	1.620	<b>13-115-100</b>
65	30	0.3	5.265	<b>13-116-300</b>
80	2	0.5	0.431	<b>13-119-020R</b>
80	6.9	3.45	1.463	<b>13-119-069R</b>

a (mm)	s (mm)	r (mm)	kg/m	CODE / KOD
80	4	-	0.864	<b>13-119-040</b>
80	8	-	1.728	<b>13-119-080</b>
80	10	-	2.160	<b>13-119-100</b>
80	20	-	4.320	<b>13-119-200</b>
87	5	-	1.175	<b>13-120-050</b>
90	1.5	-	0.365	<b>13-145-015</b>
100	8	-	2.160	<b>13-122-080</b>
100	10	-	2.700	<b>13-122-100</b>
100	18	-	4.860	<b>13-122-180</b>
110	6	-	1.782	<b>13-124-060</b>
120	30	-	9.720	<b>15496</b>
130	3	1	1.051	<b>13-126-030R</b>
130	4.9	-	1.720	<b>13-126-049</b>
144	2	-	0.778	<b>13-157-020</b>
157.75	2	-	0.852	<b>13-156-020</b>
160	7	3.5	2.996	<b>13-128-070R</b>
170	4	-	1.836	<b>13-129-040</b>
186	3.5	-	1.758	<b>13-130-035</b>
200	20	-	10.800	<b>13-132-200</b>

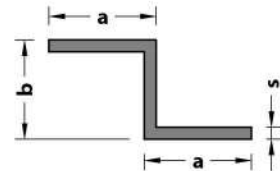
**PROFILES WITH FULL RADIUS**  
TAM RADÜSLÜ PROFİLLER



a (mm)	s (mm)	b (mm)	r (mm)	kg/m	CODE / KOD
26	1.2	15.5	7.75	0.214	<b>1823</b>
29.9	1.2	11.6	5.8	0.224	<b>1058</b>

a (mm)	s (mm)	b (mm)	r (mm)	kg/m	CODE / KOD
50	1.2	10.4	5.2	0.350	<b>2705</b>
80	1.5	26	13	0.749	<b>15055</b>

**"Z" PROFILES**  
"Z" PROFİLLER



a (mm)	b (mm)	s (mm)	kg/m	CODE / KOD
40	40	2.7	0.835	<b>12824</b>
40	40	3	0.923	<b>12675</b>

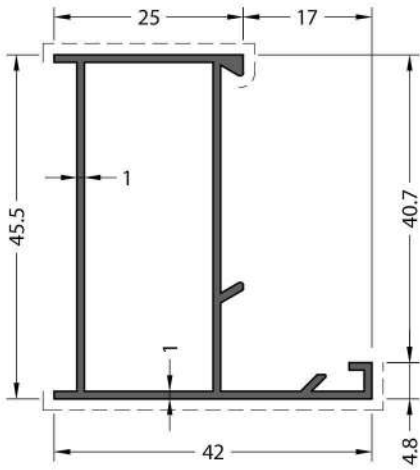
Look at various profiles page for different sizes standard profiles. / Farklı ölçülerde standart profiller için muhtelif profiller bölümüne bakınız.

# **ALDOKS WINDOW & DOOR SYSTEM**

ALDOKS KAPI VE PENCERE SİSTEMİ

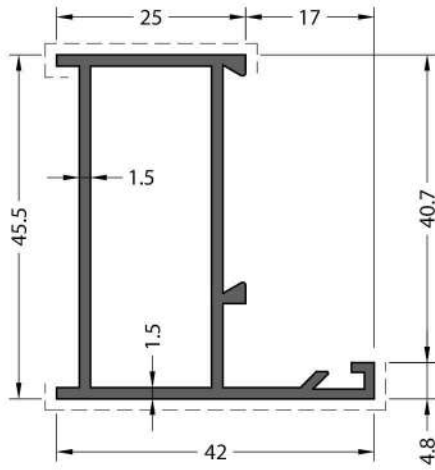


ALDOKS WINDOW & DOOR SYSTEM / ALDOKS KAPI & PENCERE SİSTEMİ



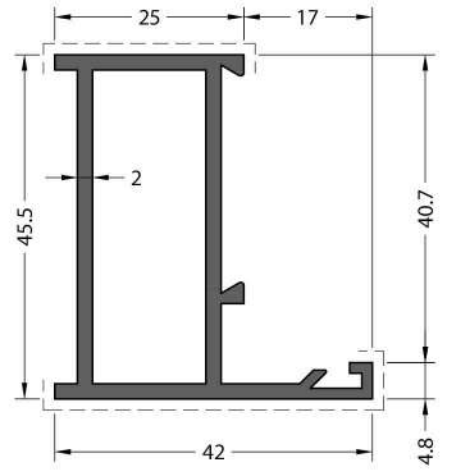
**CODE / KOD**  
**1123**

**THEORETICAL WEIGHT kg/m**  
TEORİK AĞIRLIK kg/m  
**0.459**



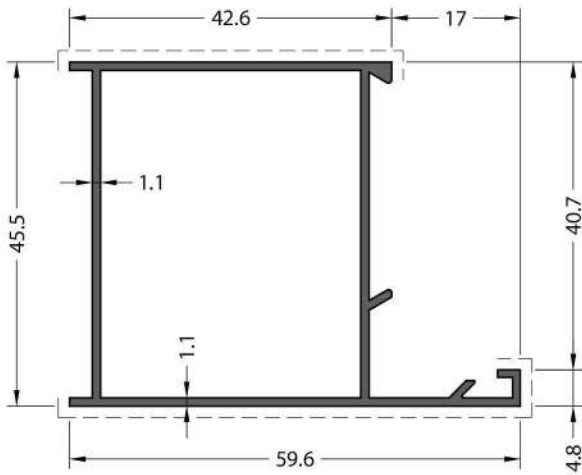
**CODE / KOD**  
**1141**

**THEORETICAL WEIGHT kg/m**  
TEORİK AĞIRLIK kg/m  
**0.663**



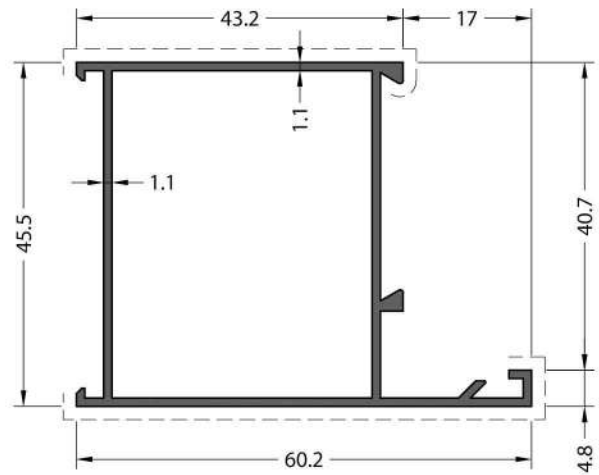
**CODE / KOD**  
**1159**

**THEORETICAL WEIGHT kg/m**  
TEORİK AĞIRLIK kg/m  
**0.845**



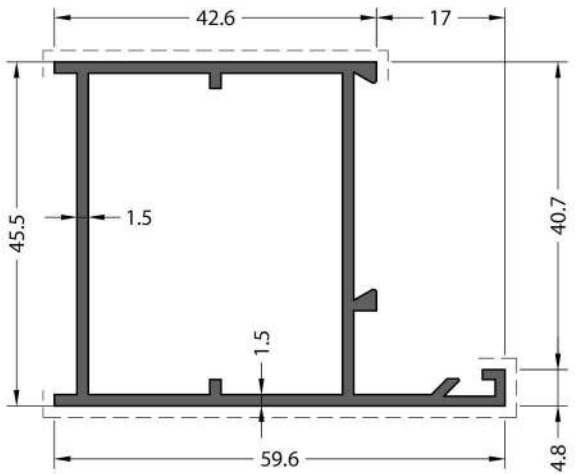
**CODE / KOD**  
**1126**

**THEORETICAL WEIGHT kg/m**  
TEORİK AĞIRLIK kg/m  
**0.604**



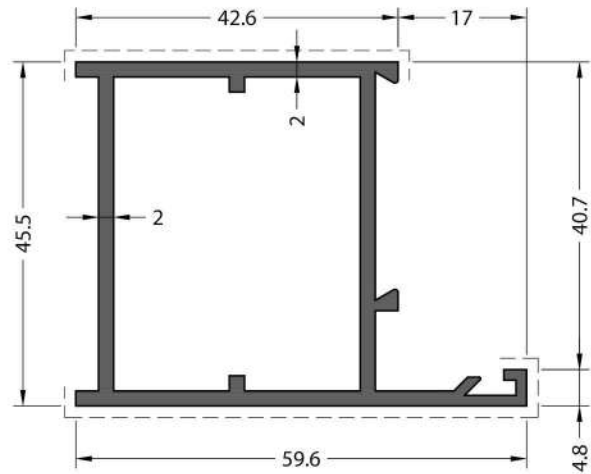
**CODE / KOD**  
**1183**

**THEORETICAL WEIGHT kg/m**  
TEORİK AĞIRLIK kg/m  
**0.623**



**CODE / KOD**  
**1144**

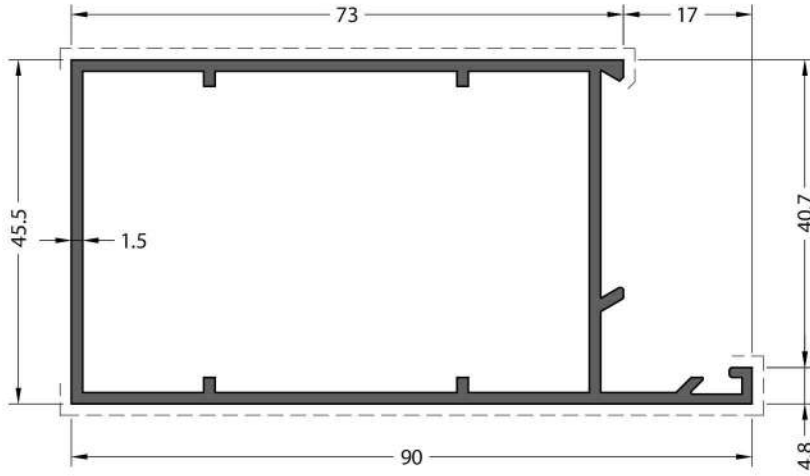
**THEORETICAL WEIGHT kg/m**  
TEORİK AĞIRLIK kg/m  
**0.822**



**CODE / KOD**  
**1162**

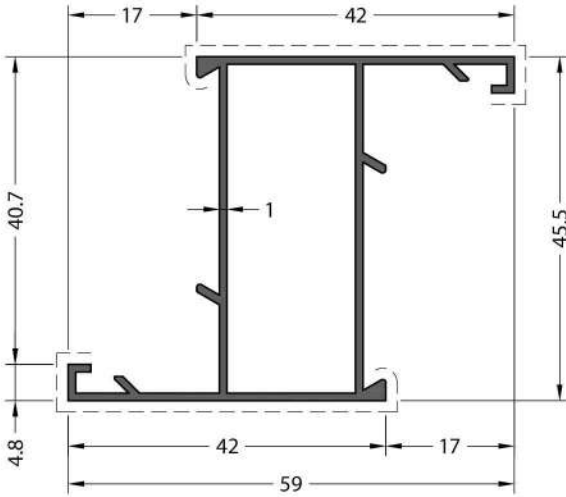
**THEORETICAL WEIGHT kg/m**  
TEORİK AĞIRLIK kg/m  
**1.057**

ALDOKS WINDOW & DOOR SYSTEM / ALDOKS KAPI & PENCERE SİSTEMİ



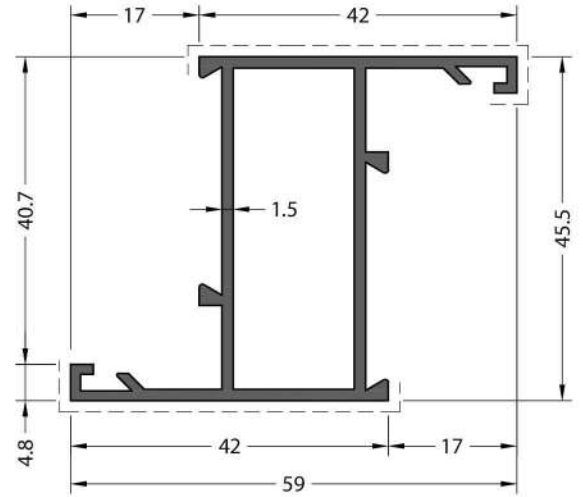
CODE / KOD  
**1185**

THEORETICAL  
WEIGHT kg/m  
TEORİK AĞIRLIK kg/m  
**1.079**



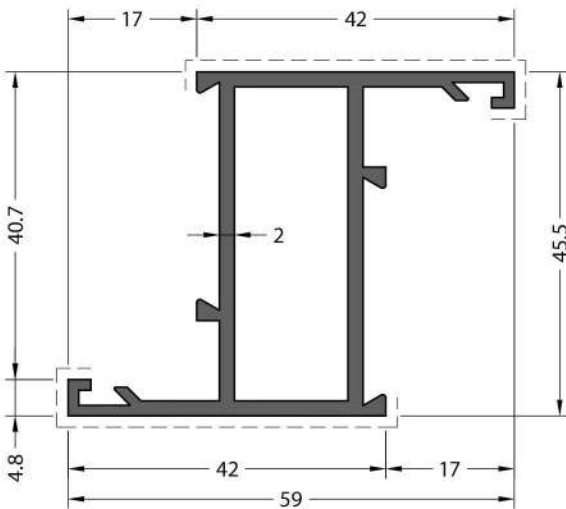
CODE / KOD  
**1122**

THEORETICAL  
WEIGHT kg/m  
TEORİK AĞIRLIK kg/m  
**0.549**



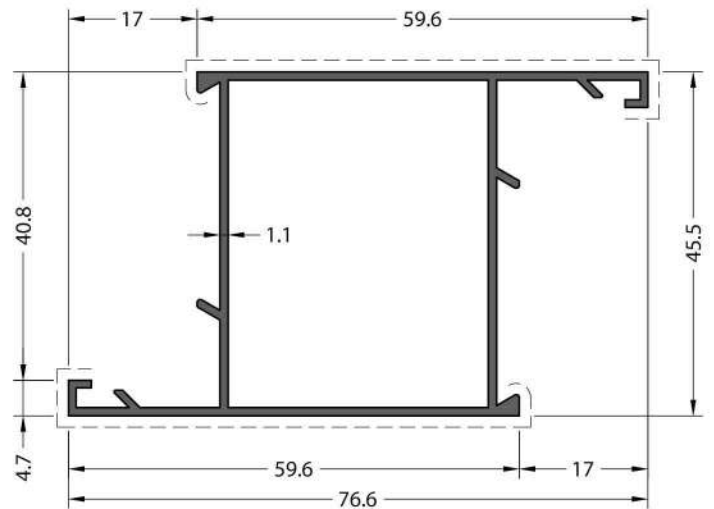
CODE / KOD  
**1140**

THEORETICAL  
WEIGHT kg/m  
TEORİK AĞIRLIK kg/m  
**0.780**



CODE / KOD  
**1158**

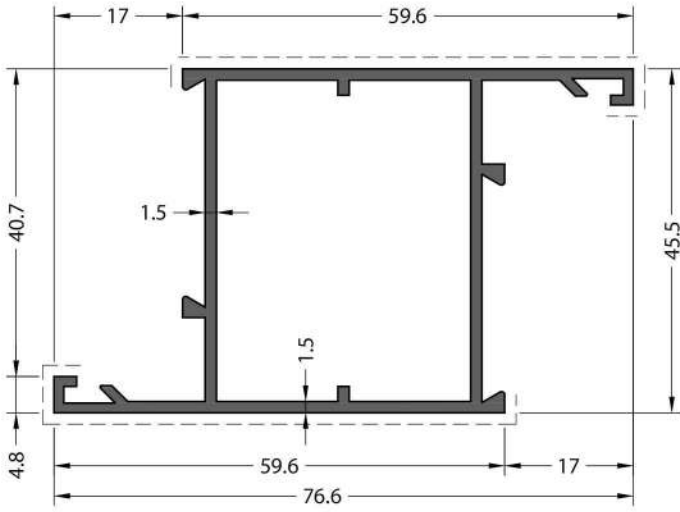
THEORETICAL  
WEIGHT kg/m  
TEORİK AĞIRLIK kg/m  
**0.972**



CODE / KOD  
**1125**

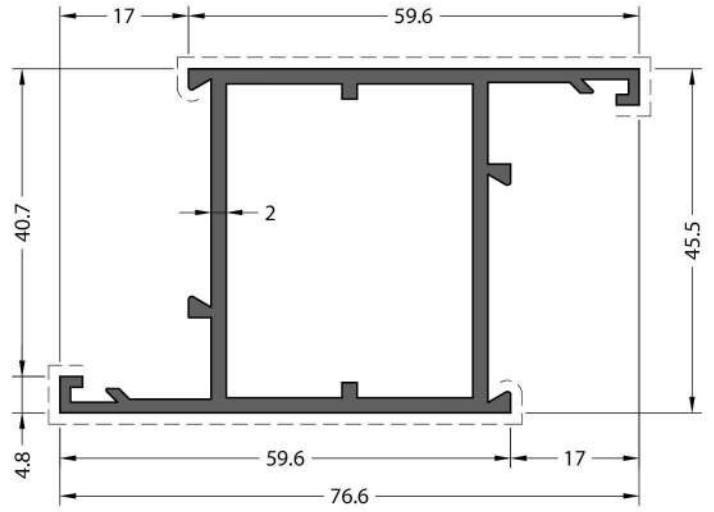
THEORETICAL  
WEIGHT kg/m  
TEORİK AĞIRLIK kg/m  
**0.696**

ALDOKS WINDOW & DOOR SYSTEM / ALDOKS KAPI & PENCERE SİSTEMİ



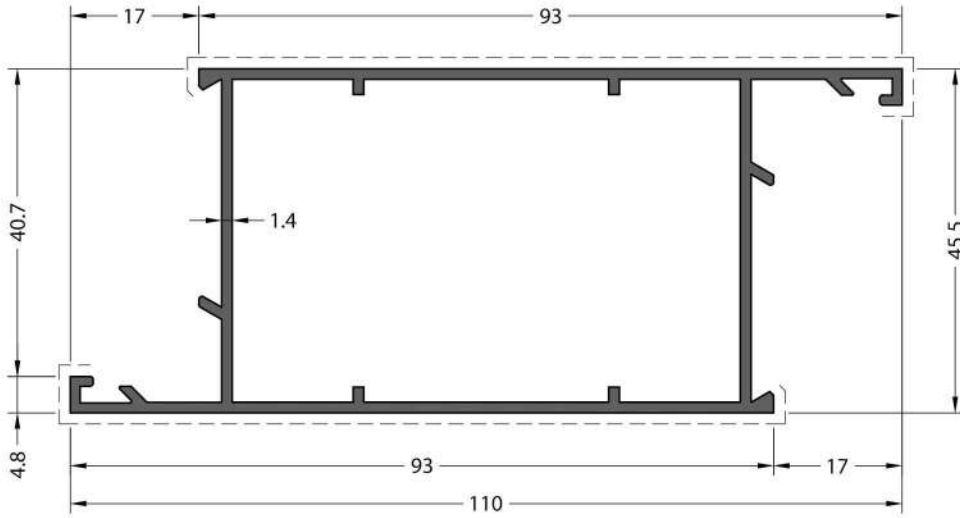
**CODE / KOD**  
**1143**

**THEORETICAL WEIGHT kg/m**  
TEORİK AĞIRLIK kg/m  
**0.938**



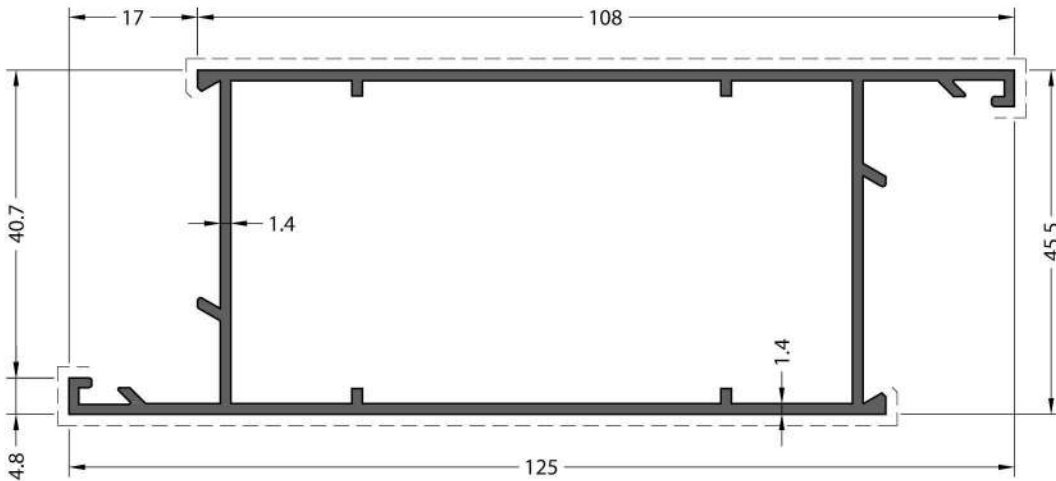
**CODE / KOD**  
**1161**

**THEORETICAL WEIGHT kg/m**  
TEORİK AĞIRLIK kg/m  
**1.167**



**CODE / KOD**  
**1181**

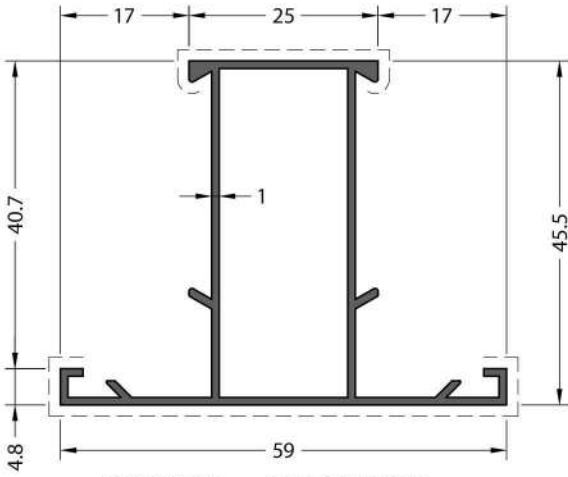
**THEORETICAL WEIGHT kg/m**  
TEORİK AĞIRLIK kg/m  
**1.147**



**CODE / KOD**  
**1129**

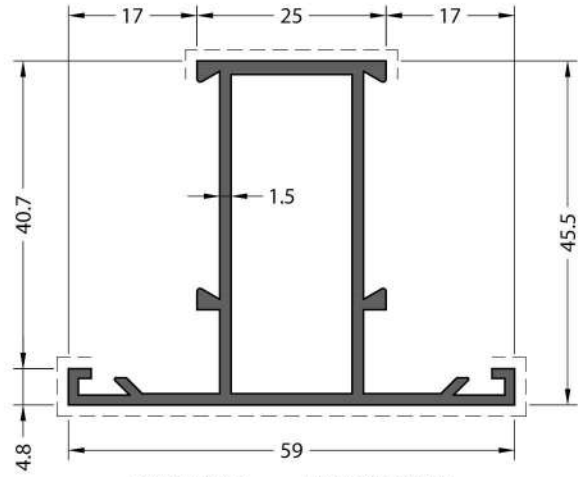
**THEORETICAL WEIGHT kg/m**  
TEORİK AĞIRLIK kg/m  
**1.260**

ALDOKS WINDOW & DOOR SYSTEM / ALDOKS KAPI & PENCERE SİSTEMİ



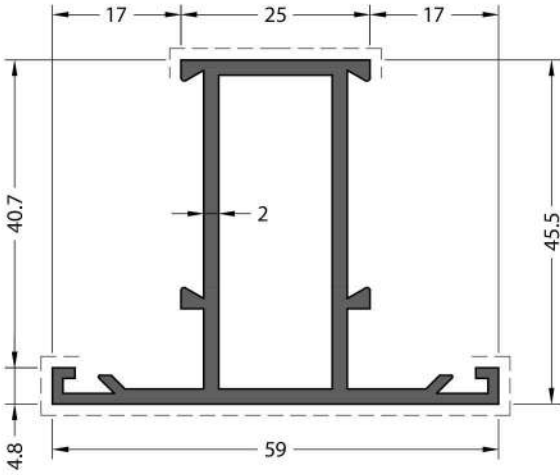
**CODE / KOD**  
**1121**

**THEORETICAL WEIGHT kg/m**  
TEORİK AĞIRLIK kg/m  
**0.549**



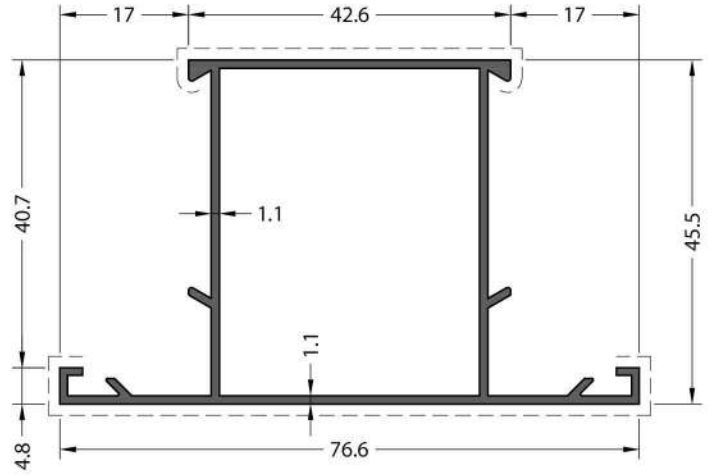
**CODE / KOD**  
**1139**

**THEORETICAL WEIGHT kg/m**  
TEORİK AĞIRLIK kg/m  
**0.792**



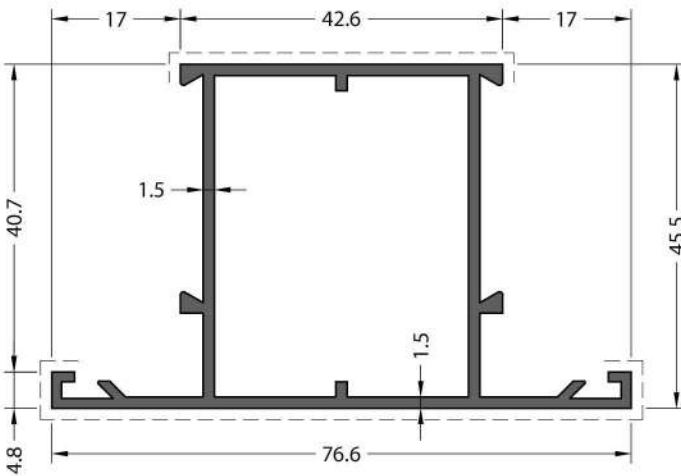
**CODE / KOD**  
**1157**

**THEORETICAL WEIGHT kg/m**  
TEORİK AĞIRLIK kg/m  
**0.972**



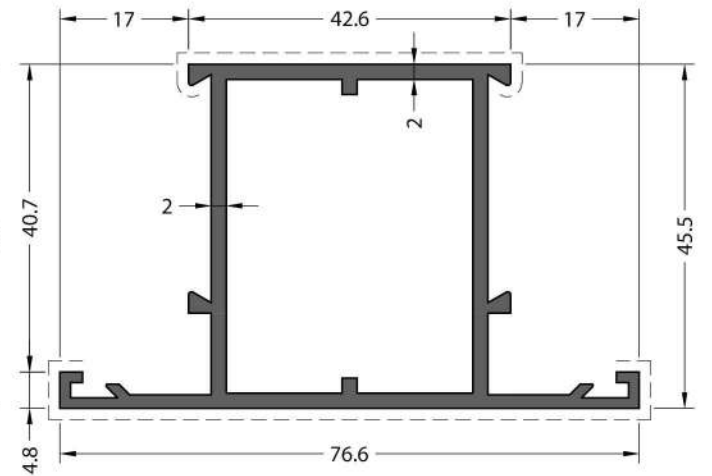
**CODE / KOD**  
**1124**

**THEORETICAL WEIGHT kg/m**  
TEORİK AĞIRLIK kg/m  
**0.697**



**CODE / KOD**  
**1142**

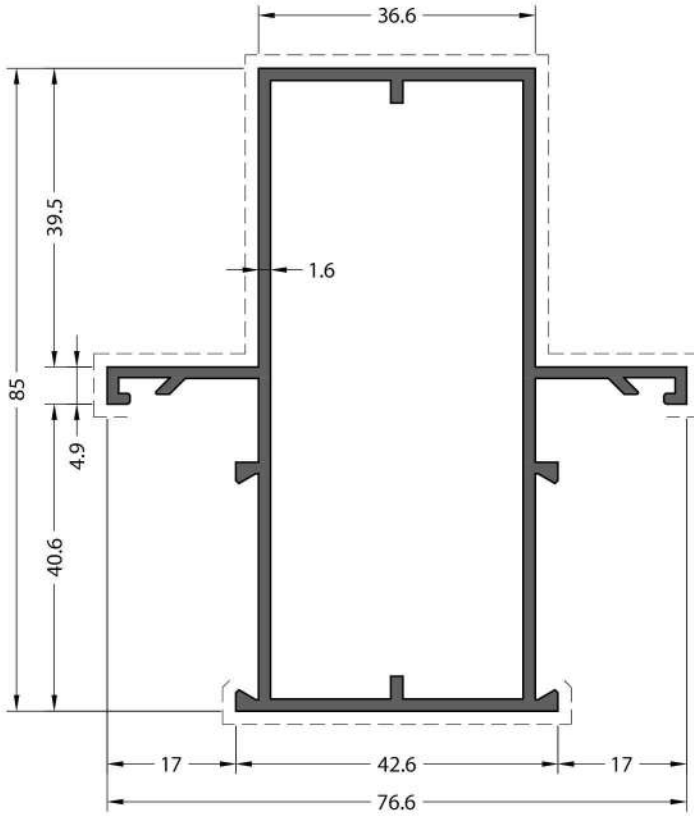
**THEORETICAL WEIGHT kg/m**  
TEORİK AĞIRLIK kg/m  
**0.938**



**CODE / KOD**  
**1160**

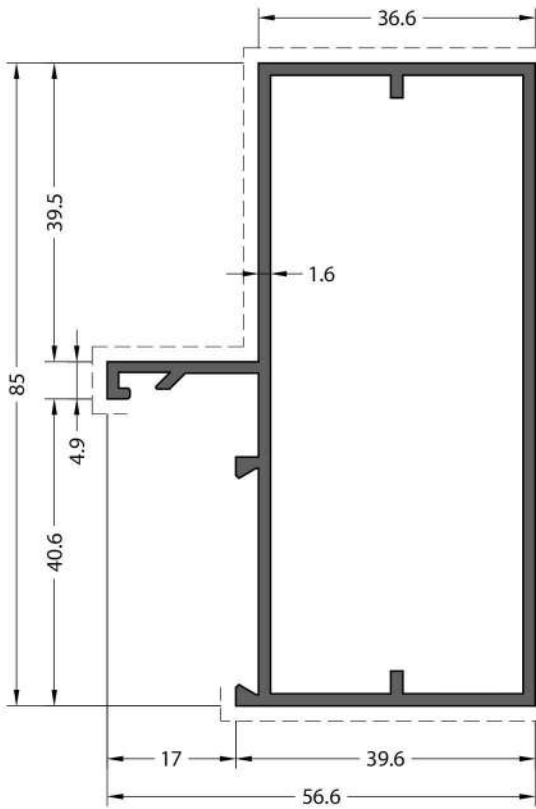
**THEORETICAL WEIGHT kg/m**  
TEORİK AĞIRLIK kg/m  
**1.167**

ALDOKS WINDOW & DOOR SYSTEM / ALDOKS KAPI & PENCERE SİSTEMİ



CODE / KOD  
1175

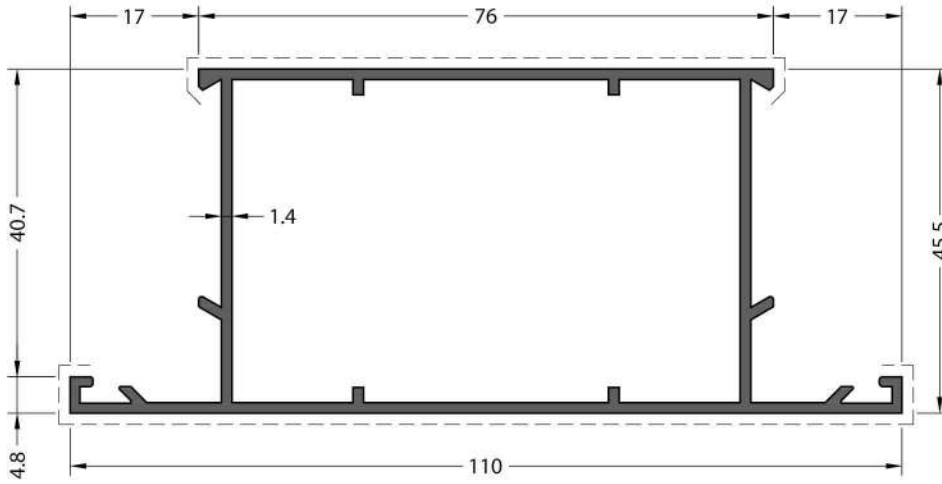
THEORETICAL  
WEIGHT kg/m  
TEORİK AĞIRLIK kg/m  
1.339



CODE / KOD  
1176

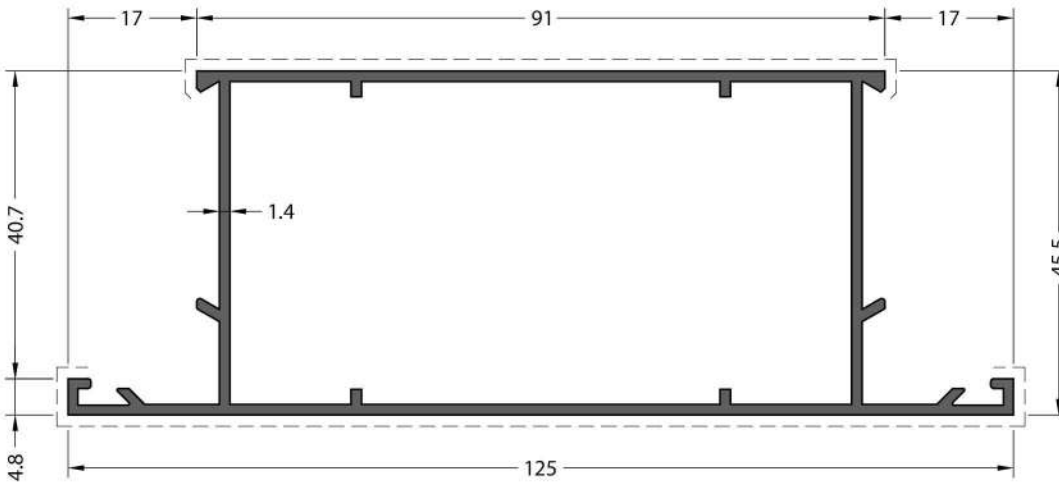
THEORETICAL  
WEIGHT kg/m  
TEORİK AĞIRLIK kg/m  
1.194

ALDOKS WINDOW & DOOR SYSTEM / ALDOKS KAPI & PENCERE SİSTEMİ



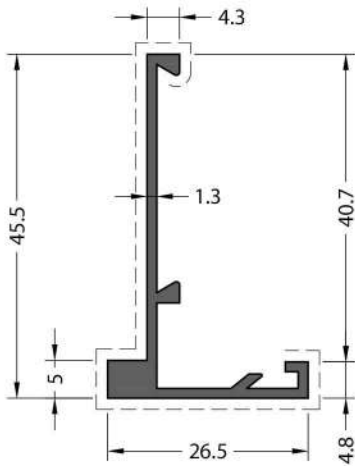
CODE / KOD  
**1180**

THEORETICAL  
WEIGHT kg/m  
TEORİK AĞIRLIK kg/m  
**1.146**



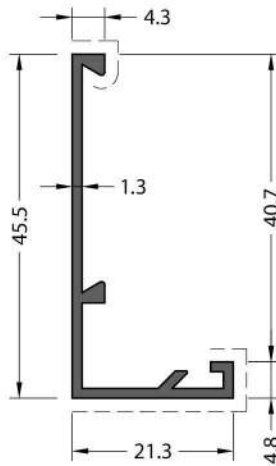
CODE / KOD  
**1128**

THEORETICAL  
WEIGHT kg/m  
TEORİK AĞIRLIK kg/m  
**1.260**



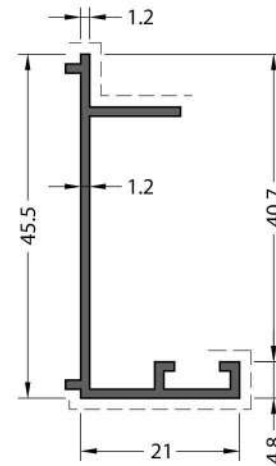
CODE / KOD  
**1113**

THEORETICAL  
WEIGHT kg/m  
TEORİK AĞIRLIK kg/m  
**0.364**



CODE / KOD  
**1187**

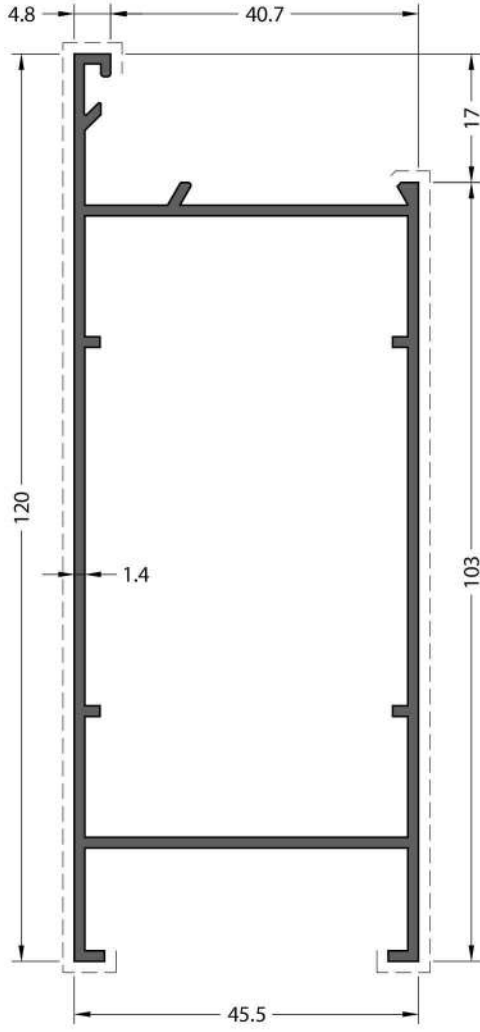
THEORETICAL  
WEIGHT kg/m  
TEORİK AĞIRLIK kg/m  
**0.295**



CODE / KOD  
**1196**

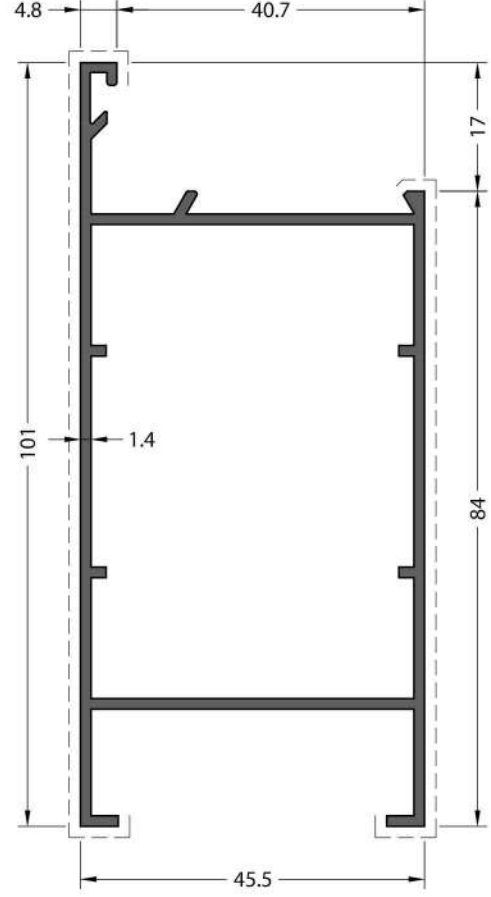
THEORETICAL  
WEIGHT kg/m  
TEORİK AĞIRLIK kg/m  
**0.296**

ALDOKS WINDOW & DOOR SYSTEM / ALDOKS KAPI & PENCERE SİSTEMİ



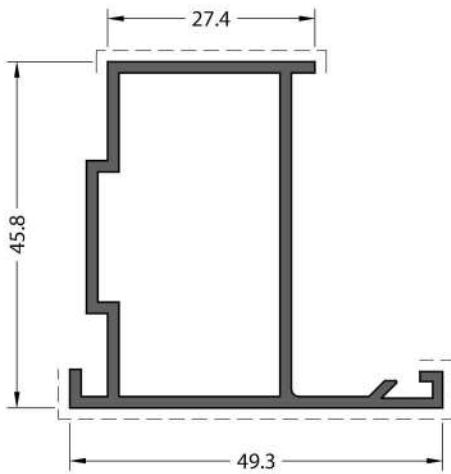
**CODE / KOD**  
**1127**

**THEORETICAL WEIGHT kg/m**  
TEORİK AĞIRLIK kg/m  
**1.261**



**CODE / KOD**  
**1182**

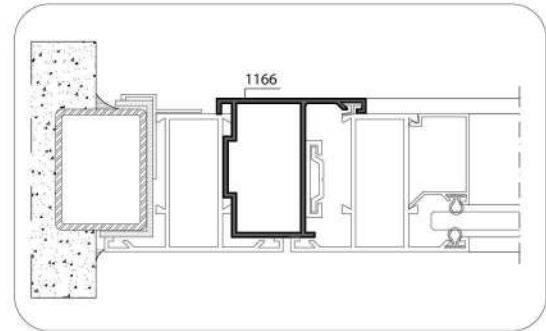
**THEORETICAL WEIGHT kg/m**  
TEORİK AĞIRLIK kg/m  
**1.124**



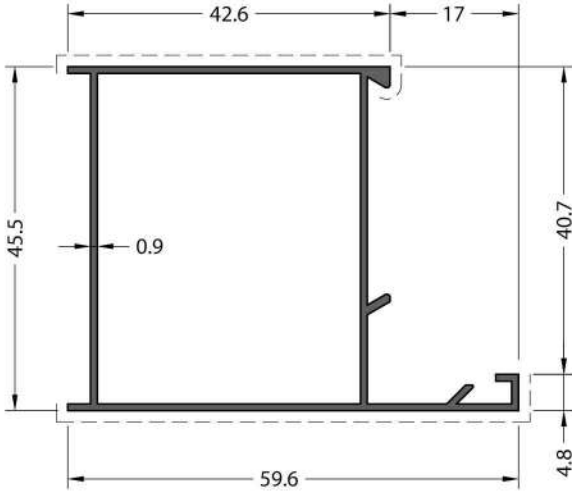
**CODE / KOD**  
**1166**

**THEORETICAL WEIGHT kg/m**  
TEORİK AĞIRLIK kg/m  
**0.719**

Application Details / Uygulama Detayı

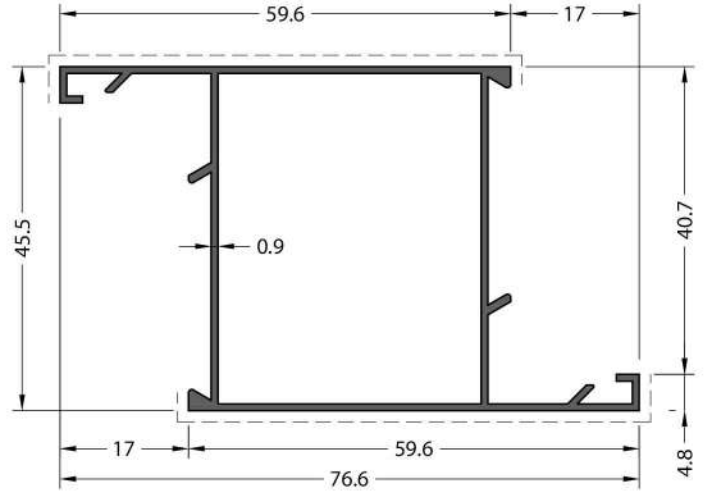


ALDOKS WINDOW & DOOR SYSTEM / ALDOKS KAPI & PENCERE SİSTEMİ



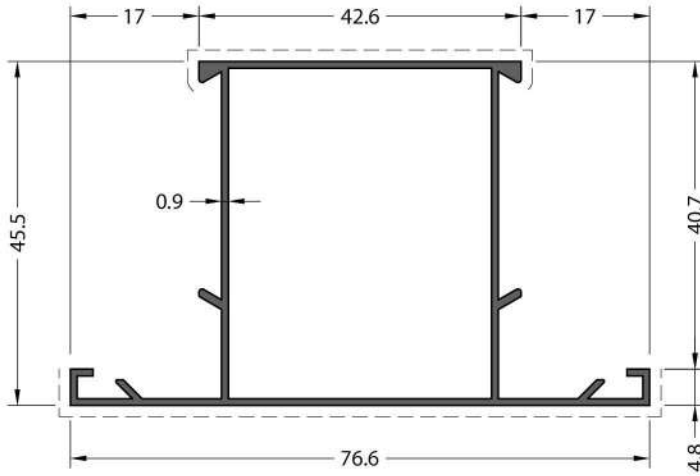
**CODE / KOD**  
**28-102-09**

**THEORETICAL WEIGHT kg/m**  
TEORİK AĞIRLIK kg/m  
**0.504**



**CODE / KOD**  
**28-202-09**

**THEORETICAL WEIGHT kg/m**  
TEORİK AĞIRLIK kg/m  
**0.589**



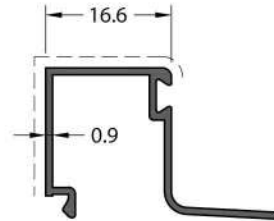
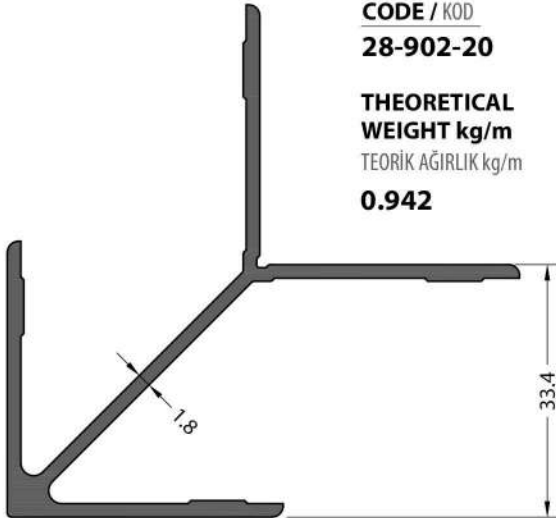
**CODE / KOD**  
**28-302-09**

**THEORETICAL WEIGHT kg/m**  
TEORİK AĞIRLIK kg/m  
**0.589**

Mill Finish / Pres  
No visible surface.  
Görünen yüzeyi yoktur.

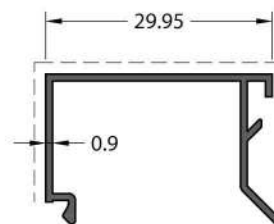
**CODE / KOD**  
**28-902-20**

**THEORETICAL WEIGHT kg/m**  
TEORİK AĞIRLIK kg/m  
**0.942**



**CODE / KOD**  
**28-801-09**

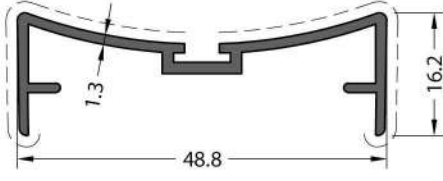
**THEORETICAL WEIGHT kg/m**  
TEORİK AĞIRLIK kg/m  
**0.185**



**CODE / KOD**  
**28-802-09**

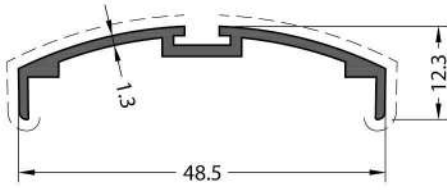
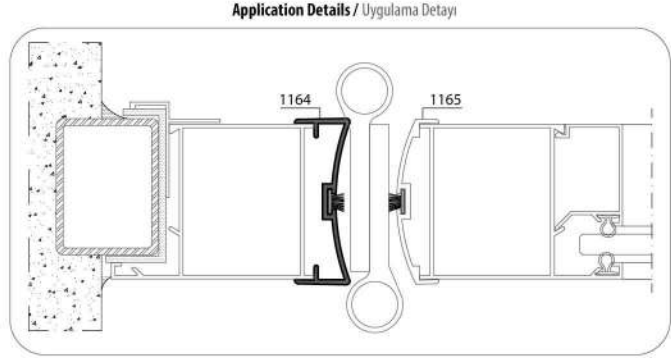
**THEORETICAL WEIGHT kg/m**  
TEORİK AĞIRLIK kg/m  
**0.190**

ALDOKS WINDOW & DOOR SYSTEM / ALDOKS KAPI & PENCERE SİSTEMİ



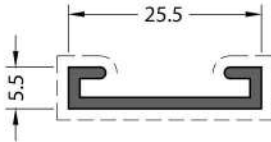
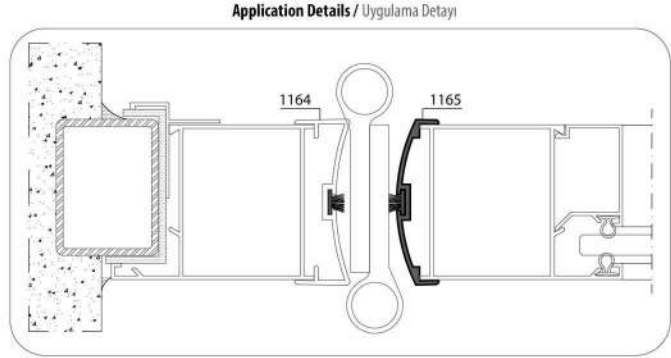
CODE / KOD  
**1164**

THEORETICAL  
WEIGHT kg/m  
TEORİK AĞIRLIK kg/m  
**0.340**



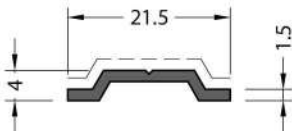
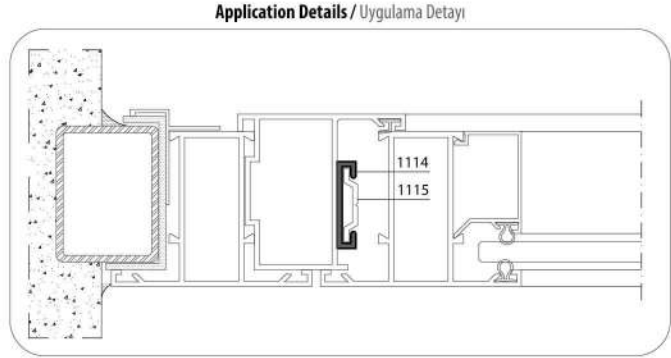
CODE / KOD  
**1165**

THEORETICAL  
WEIGHT kg/m  
TEORİK AĞIRLIK kg/m  
**0.270**



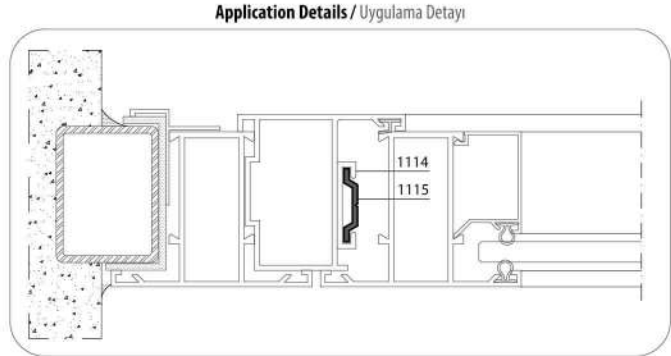
CODE / KOD  
**1114**

THEORETICAL  
WEIGHT kg/m  
TEORİK AĞIRLIK kg/m  
**0.162**

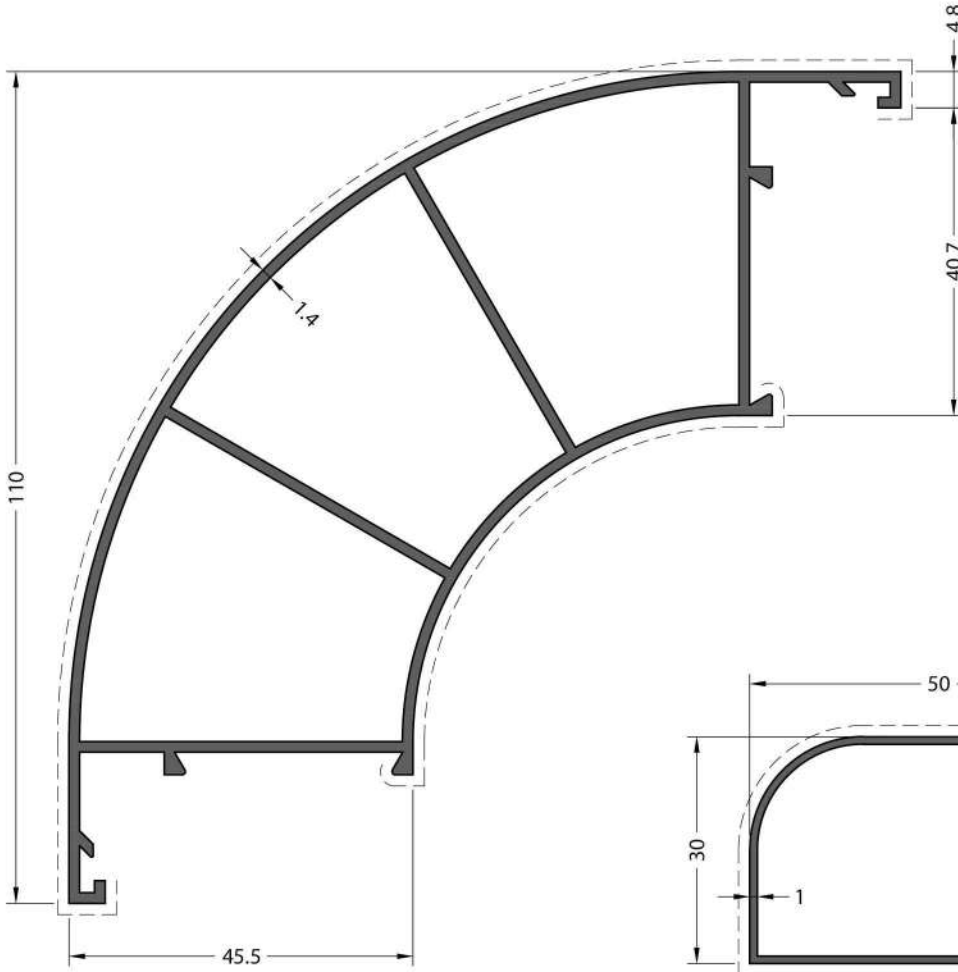


CODE / KOD  
**1115**

THEORETICAL  
WEIGHT kg/m  
TEORİK AĞIRLIK kg/m  
**0.098**



ALDOKS WINDOW & DOOR SYSTEM / ALDOKS KAPI & PENCERE SİSTEMİ



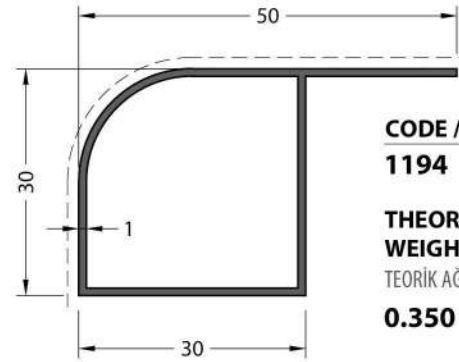
CODE / KOD

**1145**

**THEORETICAL WEIGHT kg/m**

TEORİK AĞIRLIK kg/m

**1.728**



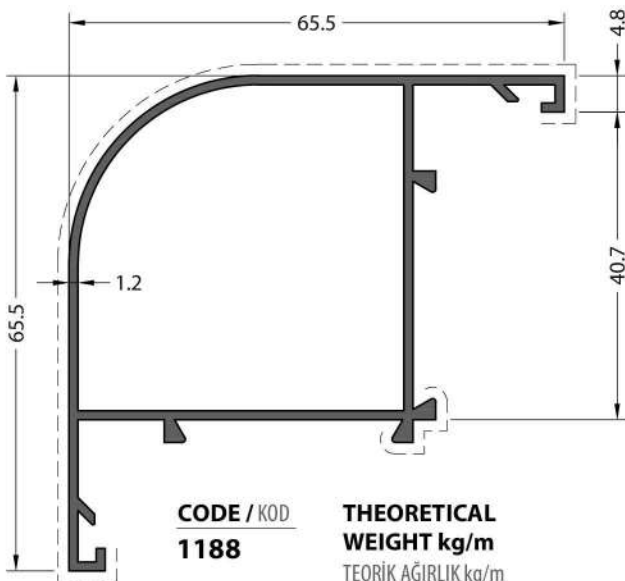
CODE / KOD

**1194**

**THEORETICAL WEIGHT kg/m**

TEORİK AĞIRLIK kg/m

**0.350**



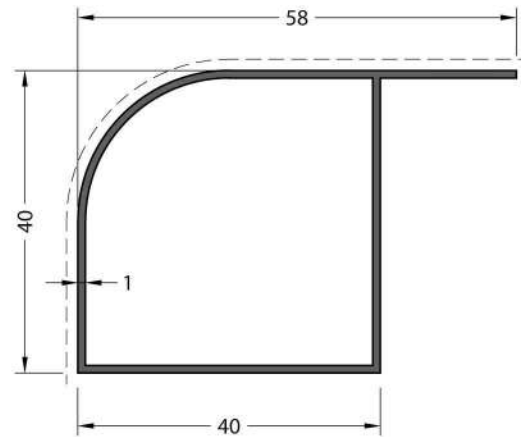
CODE / KOD

**1188**

**THEORETICAL WEIGHT kg/m**

TEORİK AĞIRLIK kg/m

**0.796**



CODE / KOD

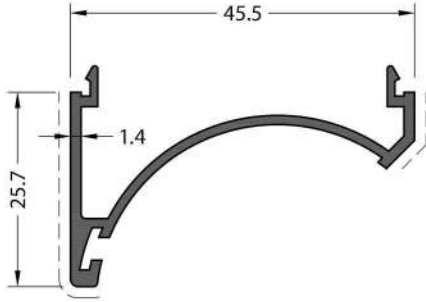
**1193**

**THEORETICAL WEIGHT kg/m**

TEORİK AĞIRLIK kg/m

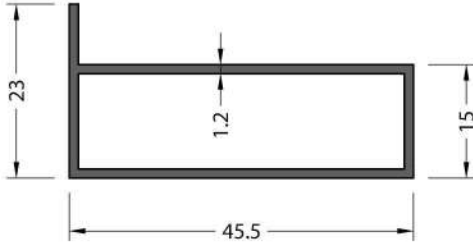
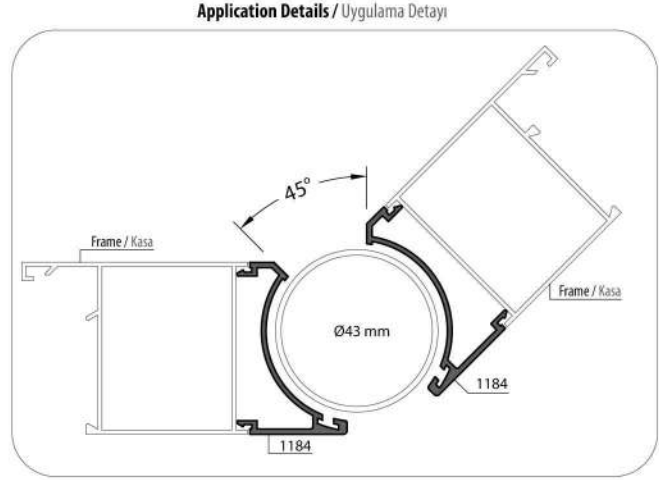
**0.447**

ALDOKS WINDOW & DOOR SYSTEM / ALDOKS KAPI & PENCERE SİSTEMİ



CODE / KOD  
**1184**

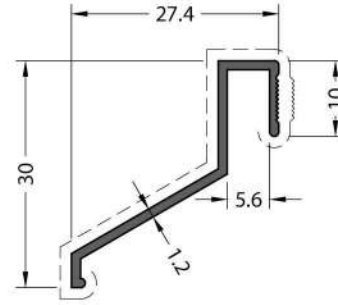
**THEORETICAL WEIGHT kg/m**  
TEORİK AĞIRLIK kg/m  
**0.359**



CODE / KOD  
**1146**

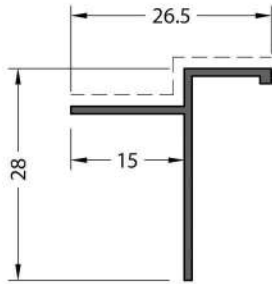
**THEORETICAL WEIGHT kg/m**  
TEORİK AĞIRLIK kg/m  
**0.402**

Mill Finish / Pres  
No visible surface. / Görünen yüzeyi yoktur.



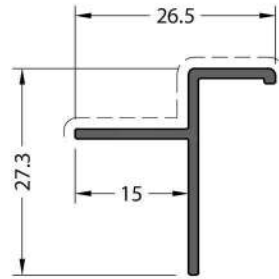
CODE / KOD  
**1116**

**THEORETICAL WEIGHT kg/m**  
TEORİK AĞIRLIK kg/m  
**0.181**



CODE / KOD  
**07-507-010**

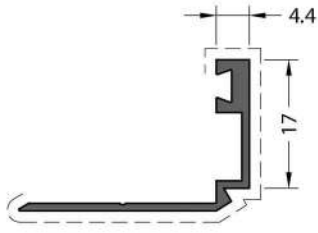
**THEORETICAL WEIGHT kg/m**  
TEORİK AĞIRLIK kg/m  
**0.148**



CODE / KOD  
**07-506-013**

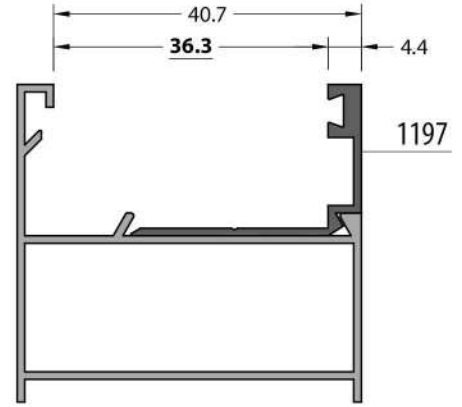
**THEORETICAL WEIGHT kg/m**  
TEORİK AĞIRLIK kg/m  
**0.186**

ALDOKS WINDOW & DOOR SYSTEM / ALDOKS KAPI & PENCERE SİSTEMİ

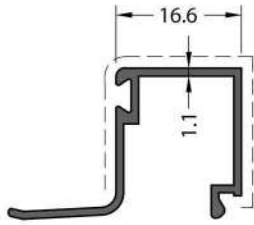


CODE / KOD  
**1197**

THEORETICAL  
WEIGHT kg/m  
TEORİK AĞIRLIK kg/m  
**0.178**

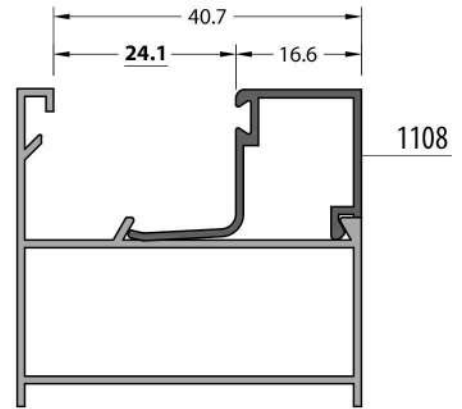


1197

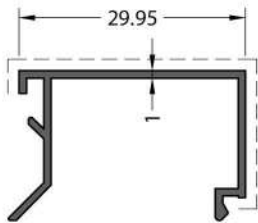


CODE / KOD  
**1108**

THEORETICAL  
WEIGHT kg/m  
TEORİK AĞIRLIK kg/m  
**0.211**

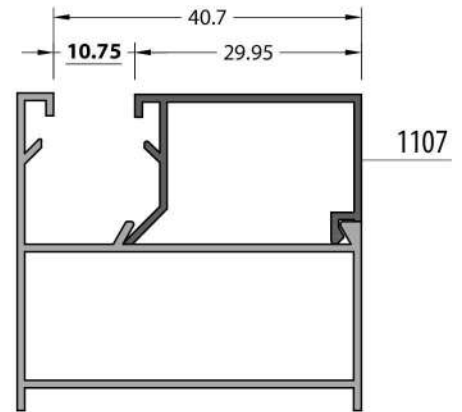


1108

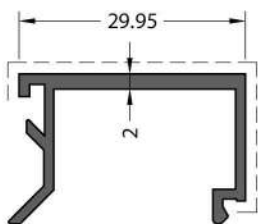


CODE / KOD  
**1107**

THEORETICAL  
WEIGHT kg/m  
TEORİK AĞIRLIK kg/m  
**0.205**

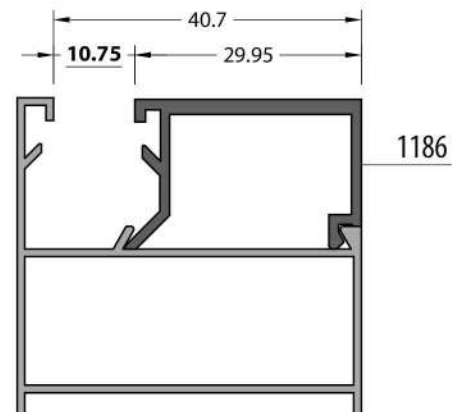


1107



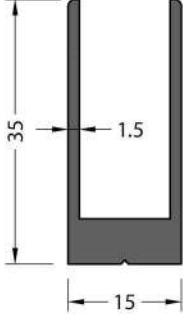
CODE / KOD  
**1186**

THEORETICAL  
WEIGHT kg/m  
TEORİK AĞIRLIK kg/m  
**0.318**



1186

## ALDOKS WINDOW &amp; DOOR SYSTEM / ALDOKS KAPI &amp; PENCERE SİSTEMİ



Mill Finish / Pres  
No visible surface.  
Görünen yüzeyi yoktur.

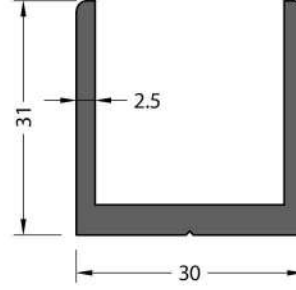
CODE / KOD

**1119**

**THEORETICAL WEIGHT kg/m**

TEORİK AĞIRLIK kg/m

**0.476**



Mill Finish / Pres  
No visible surface.  
Görünen yüzeyi yoktur.

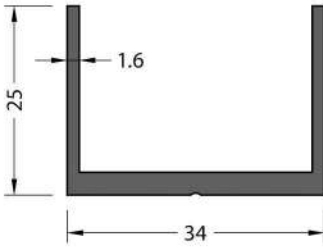
CODE / KOD

**1163**

**THEORETICAL WEIGHT kg/m**

TEORİK AĞIRLIK kg/m

**0.685**



Mill Finish / Pres  
No visible surface.  
Görünen yüzeyi yoktur.

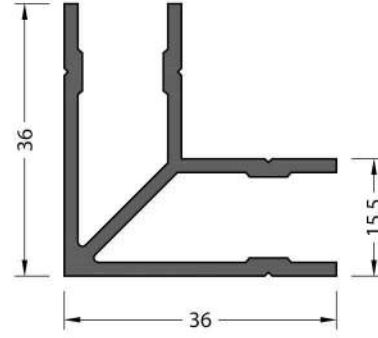
CODE / KOD

**1147**

**THEORETICAL WEIGHT kg/m**

TEORİK AĞIRLIK kg/m

**0.465**



Mill Finish / Pres  
No visible surface.  
Görünen yüzeyi yoktur.

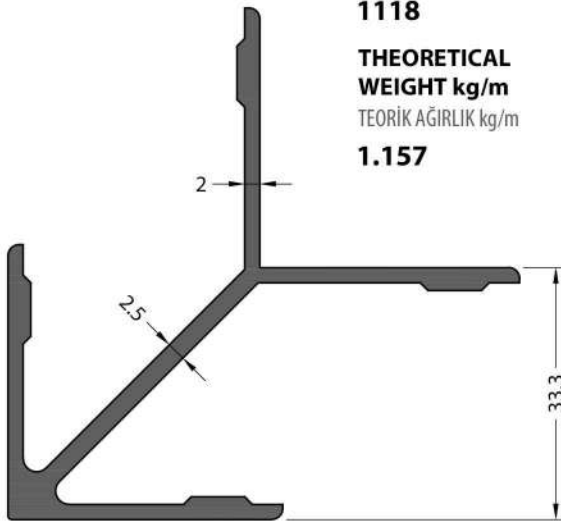
CODE / KOD

**1117**

**THEORETICAL WEIGHT kg/m**

TEORİK AĞIRLIK kg/m

**0.666**



Mill Finish / Pres  
No visible surface.  
Görünen yüzeyi yoktur.

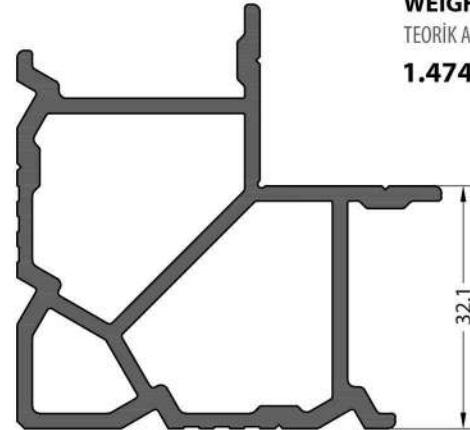
CODE / KOD

**1118**

**THEORETICAL WEIGHT kg/m**

TEORİK AĞIRLIK kg/m

**1.157**



Mill Finish / Pres  
No visible surface.  
Görünen yüzeyi yoktur.

CODE / KOD

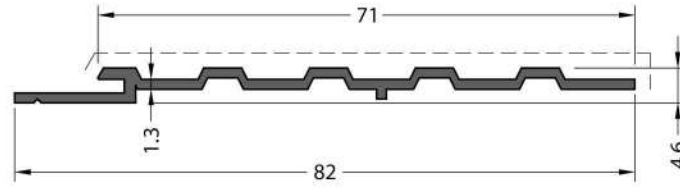
**1198**

**THEORETICAL WEIGHT kg/m**

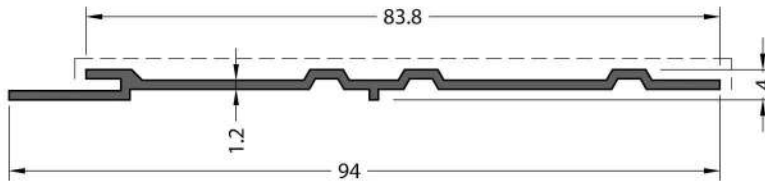
TEORİK AĞIRLIK kg/m

**1.474**

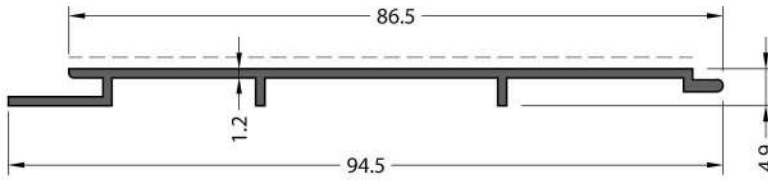
ALDOKS WINDOW & DOOR SYSTEM / ALDOKS KAPI & PENCERE SİSTEMİ



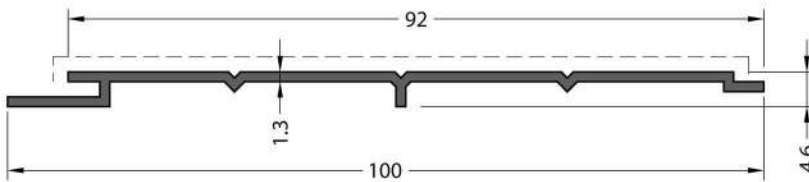
**CODE / KOD**  
**07-134-013**  
**THEORETICAL WEIGHT kg/m**  
 TEORİK AĞIRLIK kg/m  
**0.335**



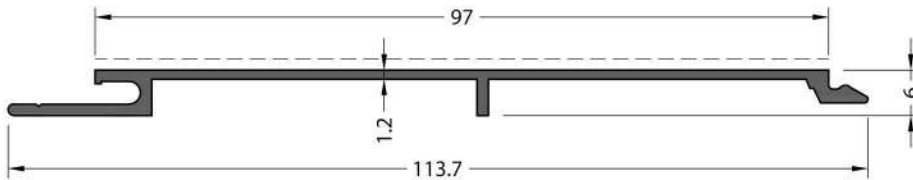
**CODE / KOD**  
**07-135-012**  
**THEORETICAL WEIGHT kg/m**  
 TEORİK AĞIRLIK kg/m  
**0.352**



**CODE / KOD**  
**07-136-012**  
**THEORETICAL WEIGHT kg/m**  
 TEORİK AĞIRLIK kg/m  
**0.365**

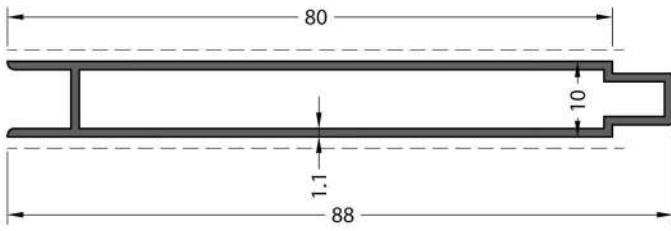


**CODE / KOD**  
**07-137-013**  
**THEORETICAL WEIGHT kg/m**  
 TEORİK AĞIRLIK kg/m  
**0.399**



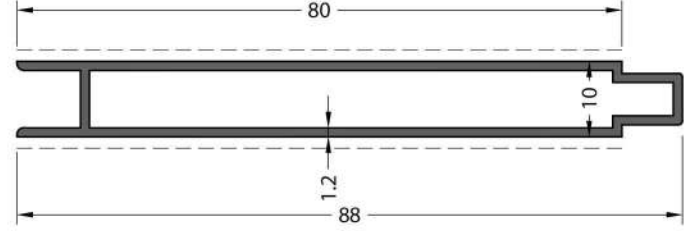
**CODE / KOD**  
**07-138-012**  
**THEORETICAL WEIGHT kg/m**  
 TEORİK AĞIRLIK kg/m  
**0.473**

ALDOKS WINDOW & DOOR SYSTEM / ALDOKS KAPI & PENCERE SİSTEMİ



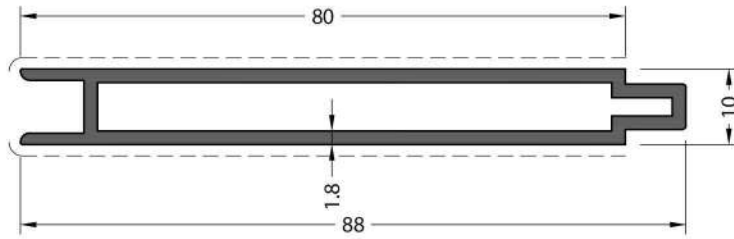
**CODE / KOD**  
**07-131-011**

**THEORETICAL WEIGHT kg/m**  
TEORİK AĞIRLIK kg/m  
**0.568**



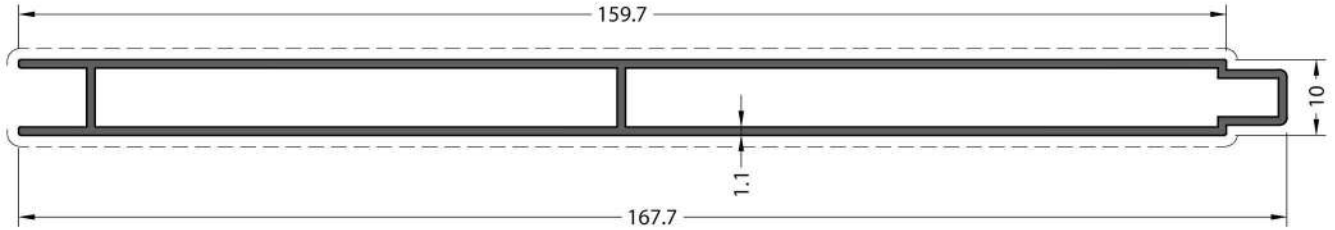
**CODE / KOD**  
**07-131-012**

**THEORETICAL WEIGHT kg/m**  
TEORİK AĞIRLIK kg/m  
**0.618**



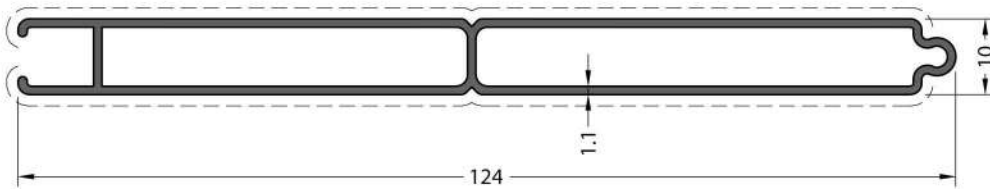
**CODE / KOD**  
**07-131-018**

**THEORETICAL WEIGHT kg/m**  
TEORİK AĞIRLIK kg/m  
**0.902**



**CODE / KOD**  
**07-133-011**

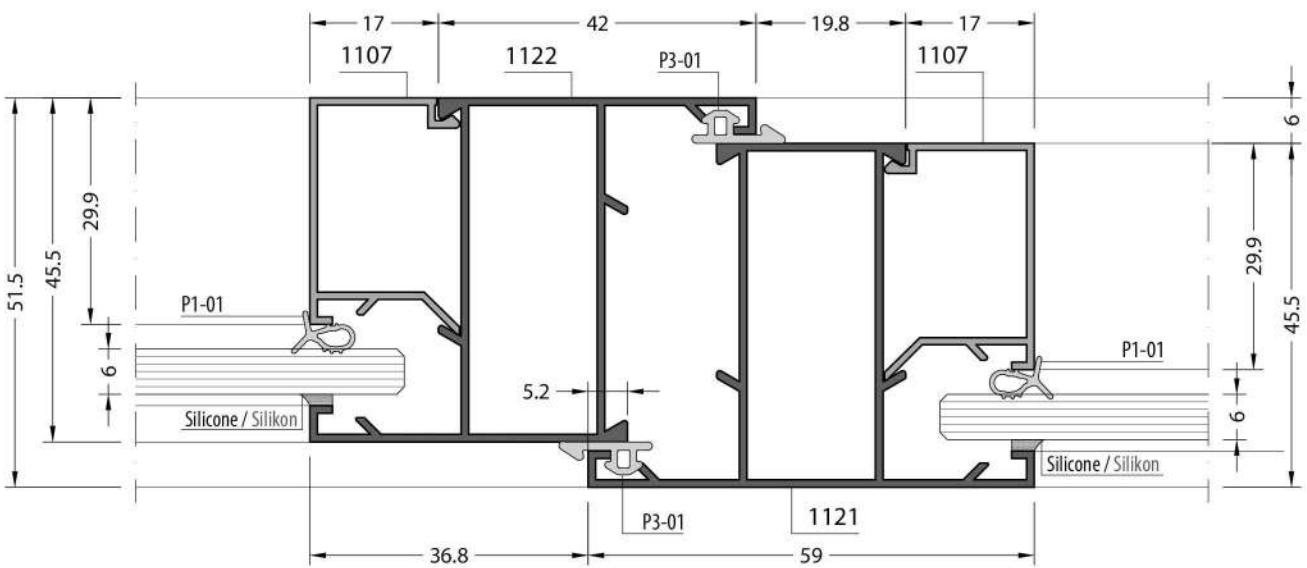
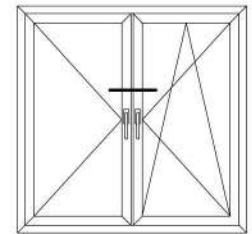
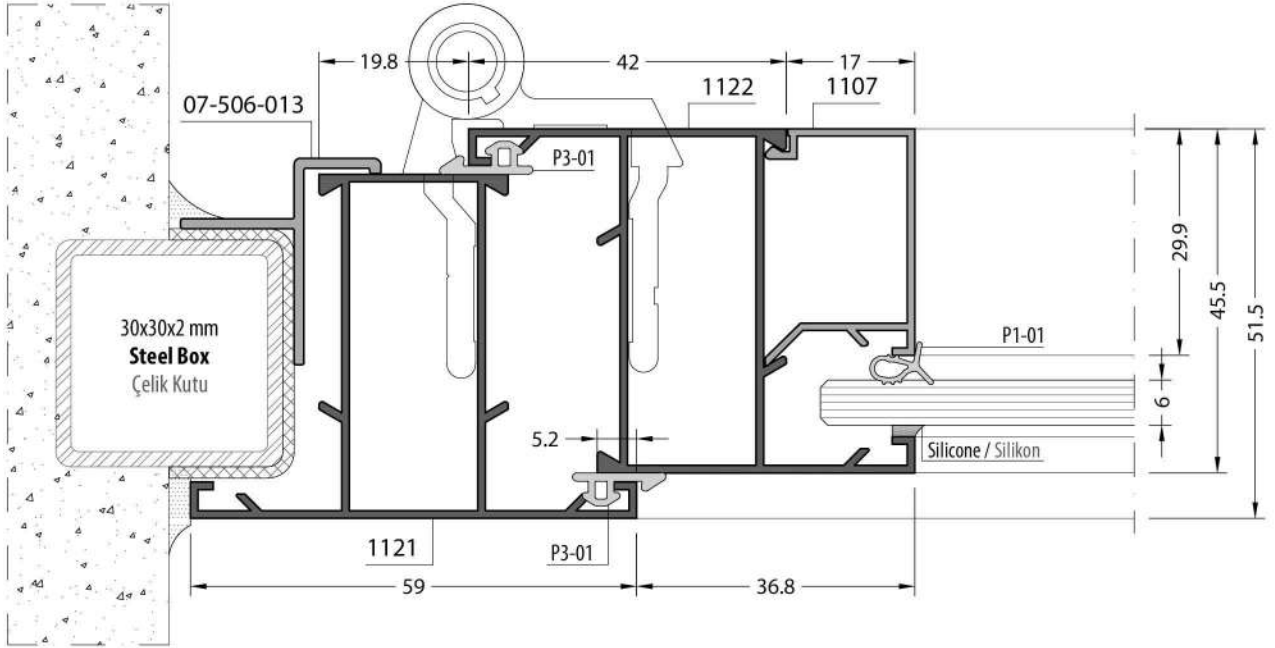
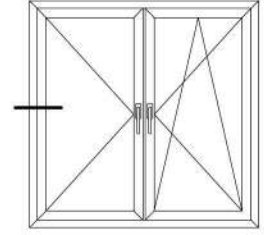
**THEORETICAL WEIGHT kg/m**  
TEORİK AĞIRLIK kg/m  
**1.064**



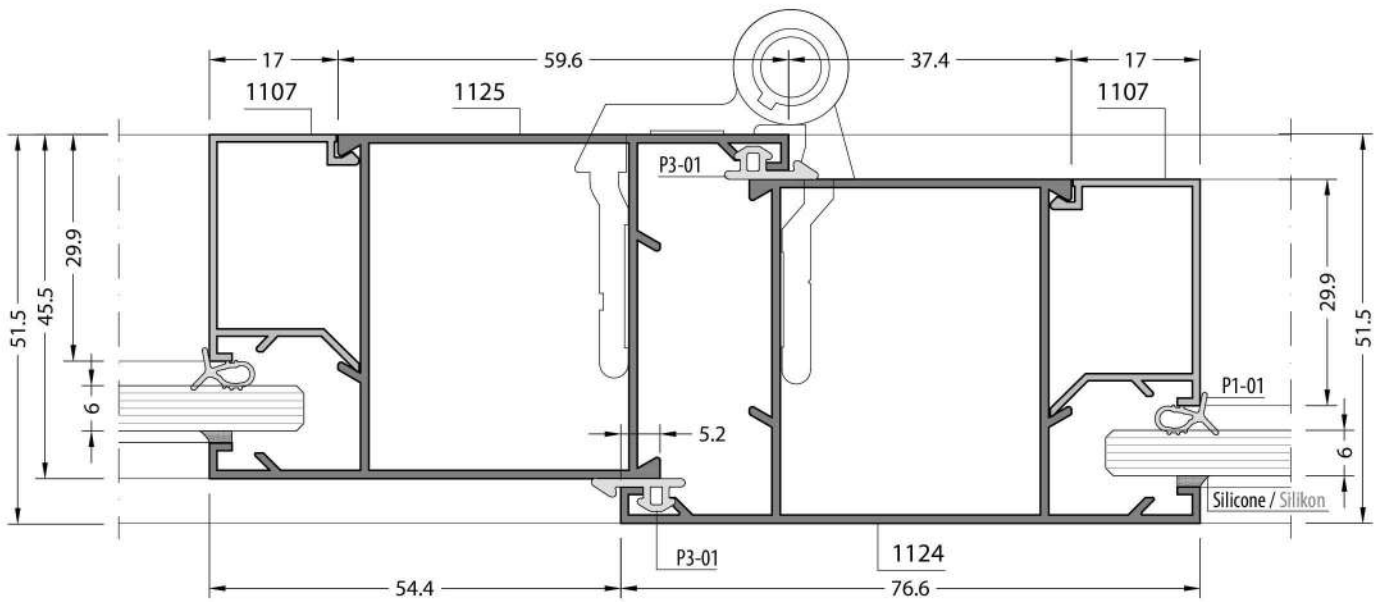
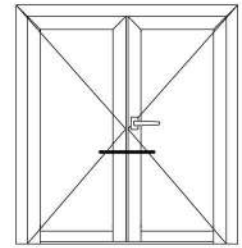
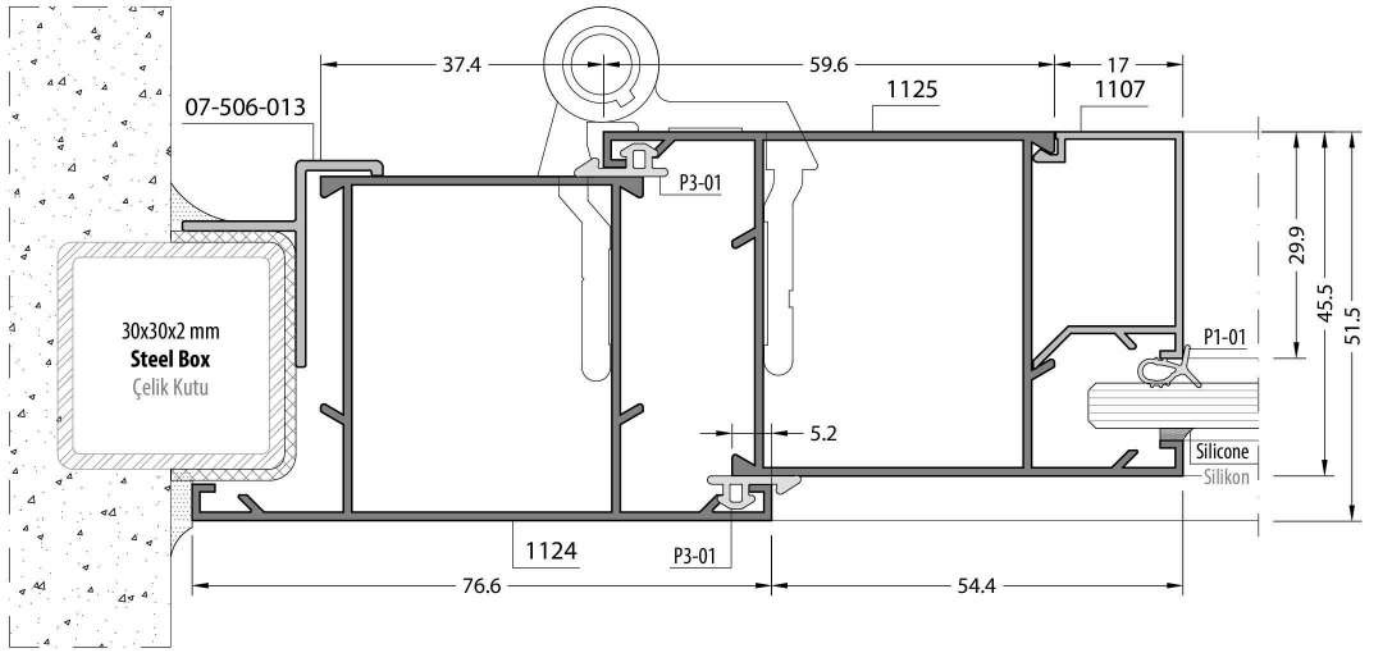
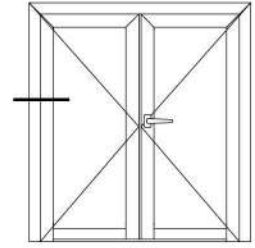
**CODE / KOD**  
**07-132-011**

**THEORETICAL WEIGHT kg/m**  
TEORİK AĞIRLIK kg/m  
**0.802**

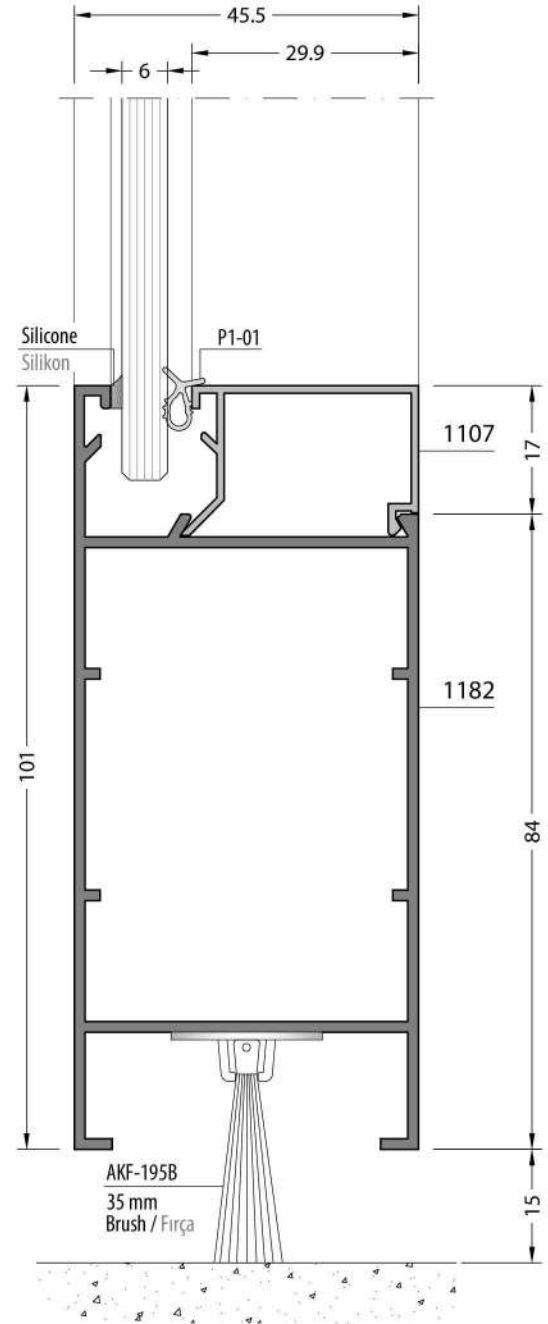
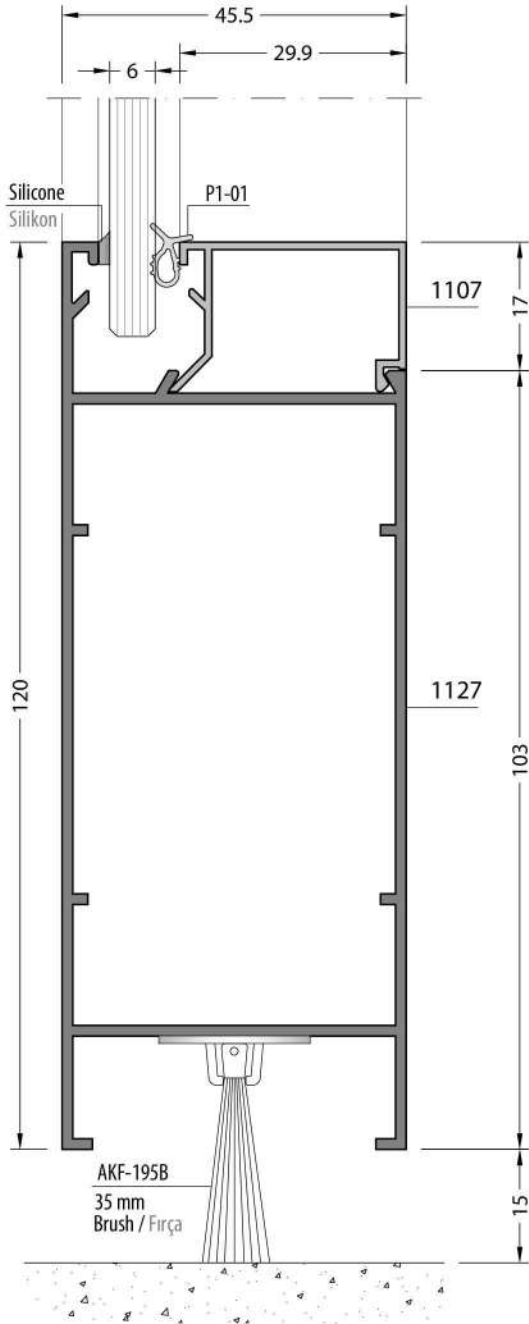
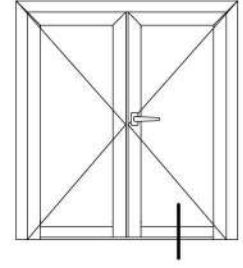
ALDOKS WINDOW & DOOR SYSTEM / ALDOKS KAPI & PENCERE SİSTEMİ



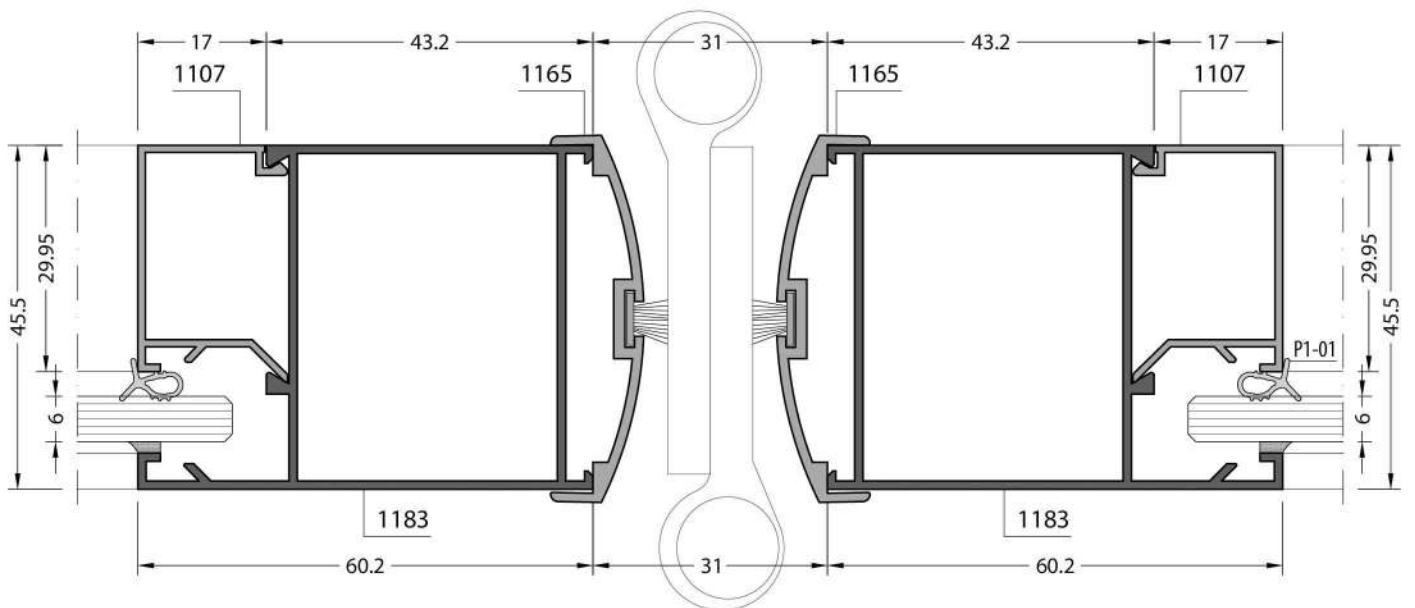
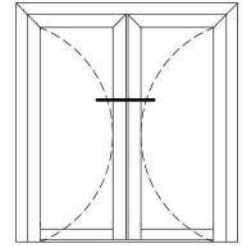
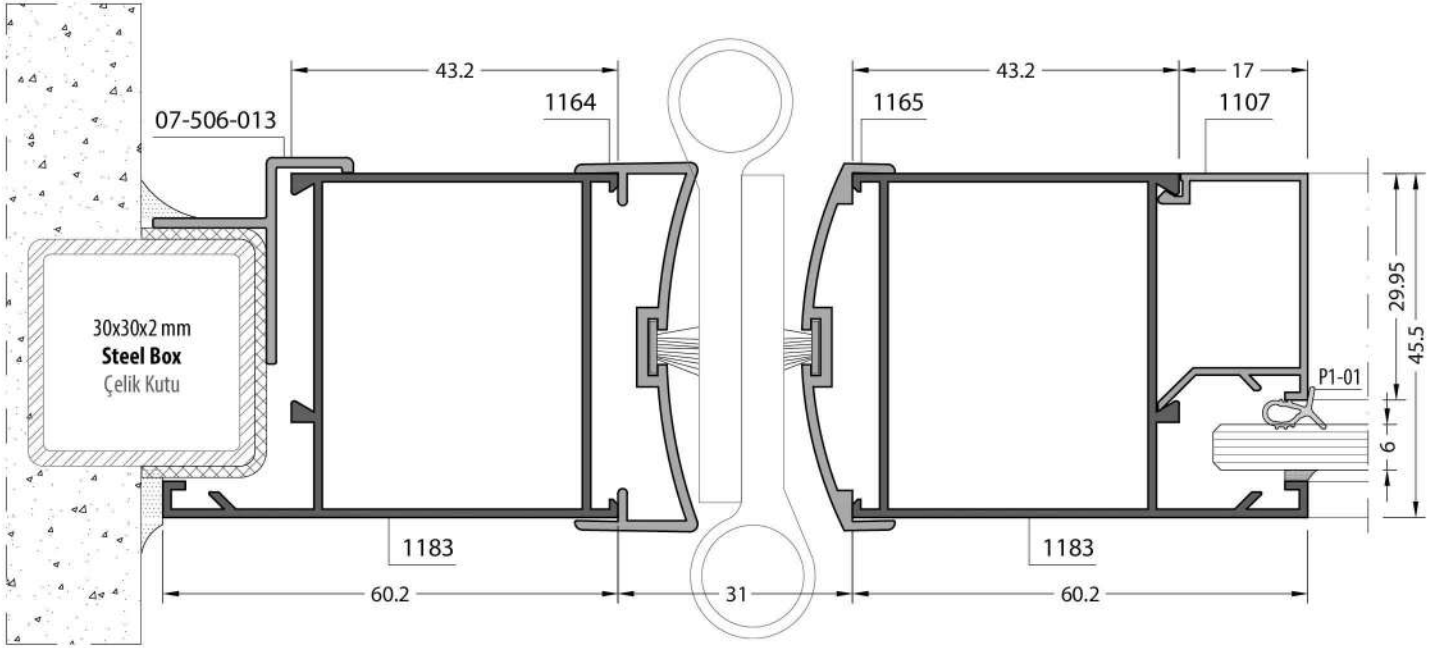
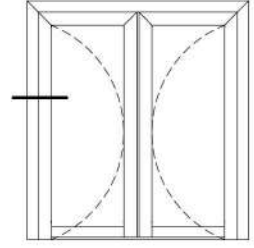
ALDOKS WINDOW & DOOR SYSTEM / ALDOKS KAPI & PENCERE SİSTEMİ



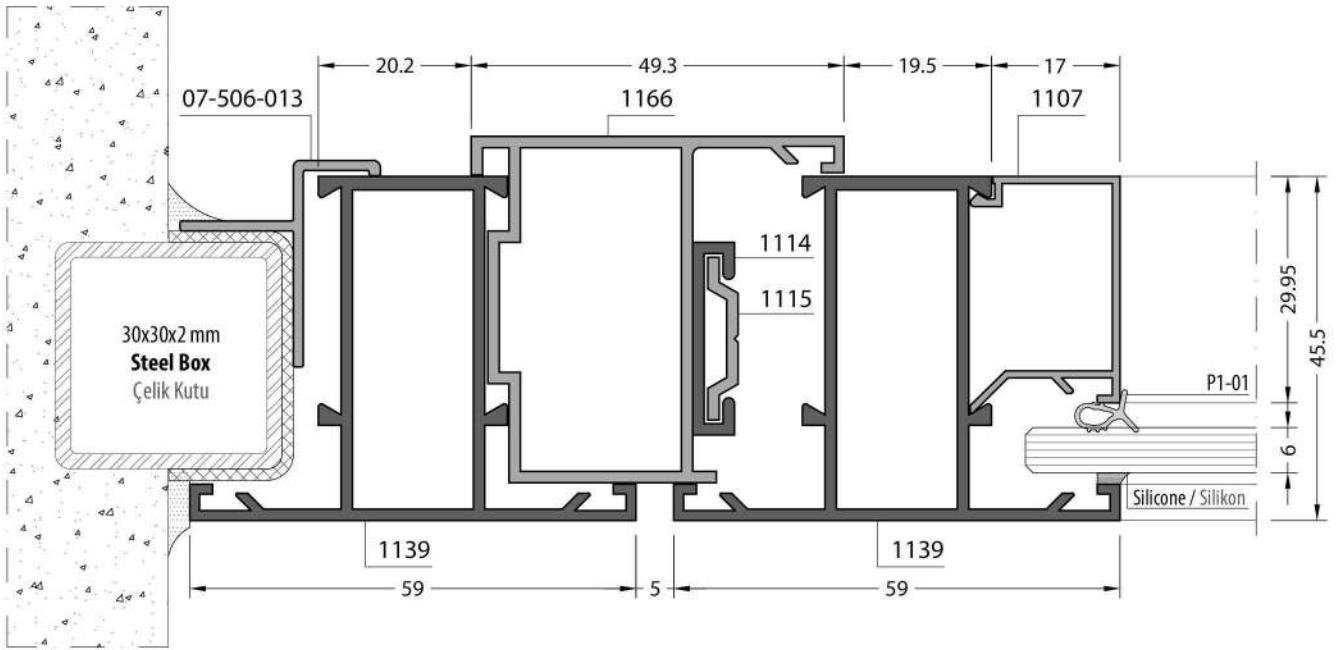
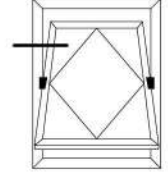
ALDOKS WINDOW & DOOR SYSTEM / ALDOKS KAPI & PENCERE SİSTEMİ



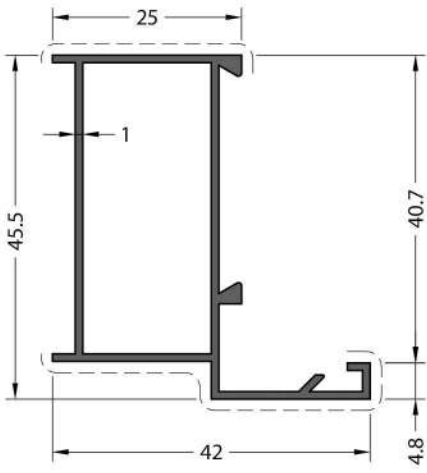
ALDOKS WINDOW & DOOR SYSTEM / ALDOKS KAPI & PENCERE SİSTEMİ



ALDOKS WINDOW & DOOR SYSTEM / ALDOKS KAPI & PENCERE SİSTEMİ



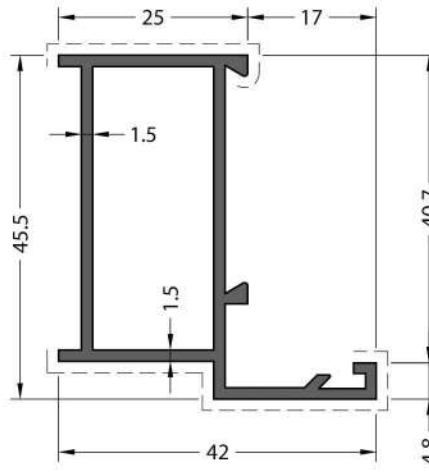
ALDOKS WINDOW & DOOR SYSTEM / ALDOKS KAPI & PENCERE SİSTEMİ



**CODE / KOD**  
**1103**

**THEORETICAL WEIGHT kg/m**  
TEORİK AĞIRLIK kg/m

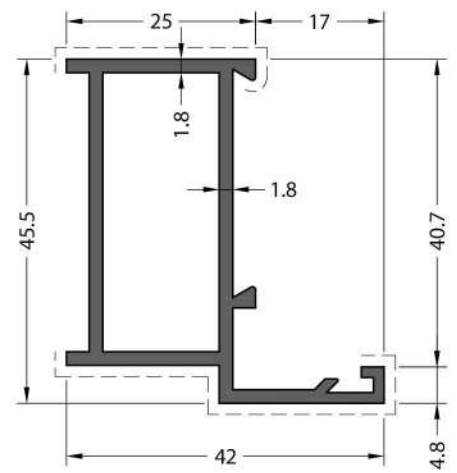
**0.454**



**CODE / KOD**  
**1132**

**THEORETICAL WEIGHT kg/m**  
TEORİK AĞIRLIK kg/m

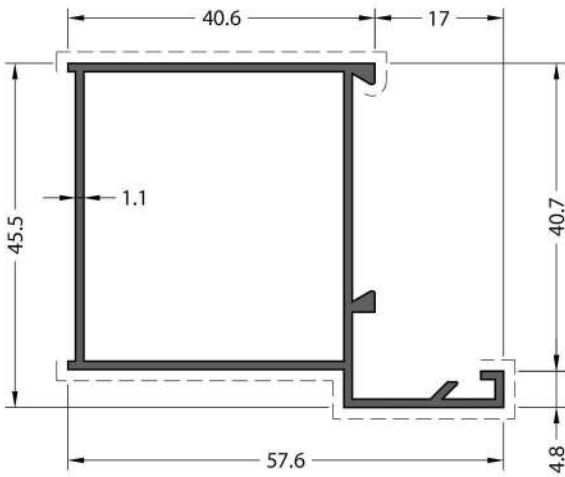
**0.644**



**CODE / KOD**  
**1150**

**THEORETICAL WEIGHT kg/m**  
TEORİK AĞIRLIK kg/m

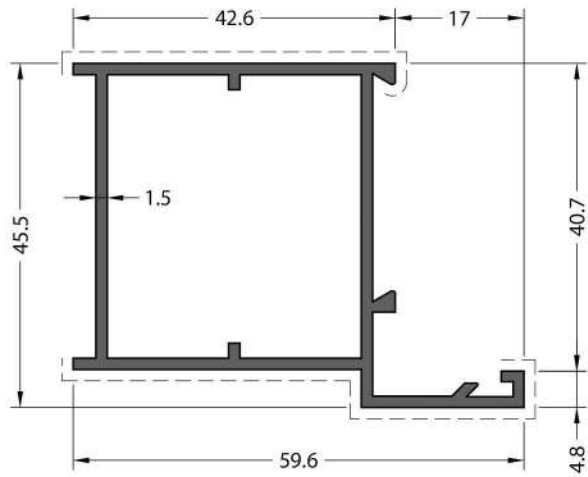
**0.748**



**CODE / KOD**  
**1106**

**THEORETICAL WEIGHT kg/m**  
TEORİK AĞIRLIK kg/m

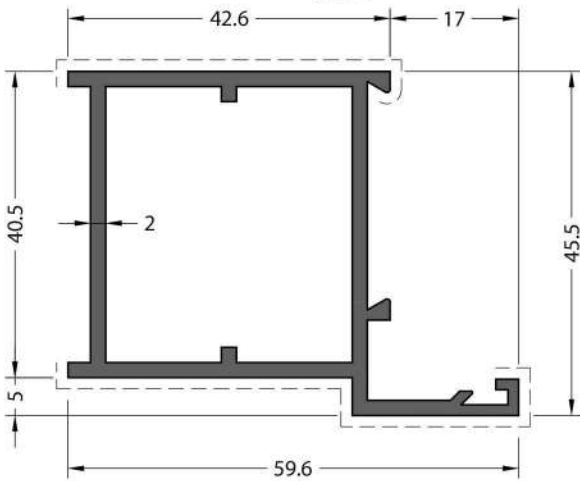
**0.587**



**CODE / KOD**  
**1135**

**THEORETICAL WEIGHT kg/m**  
TEORİK AĞIRLIK kg/m

**0.803**

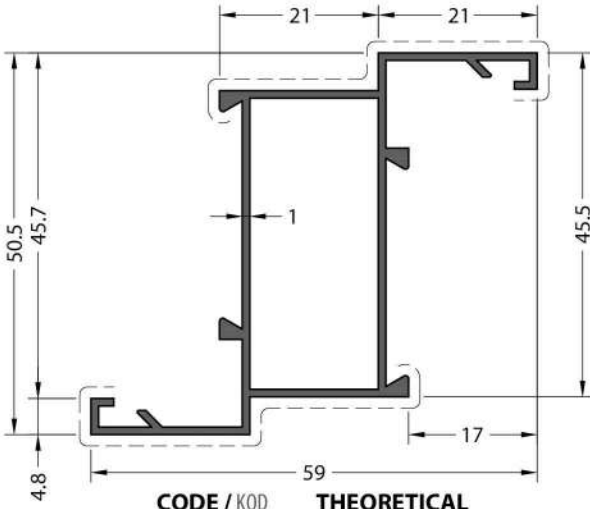


**CODE / KOD**  
**1153**

**THEORETICAL WEIGHT kg/m**  
TEORİK AĞIRLIK kg/m

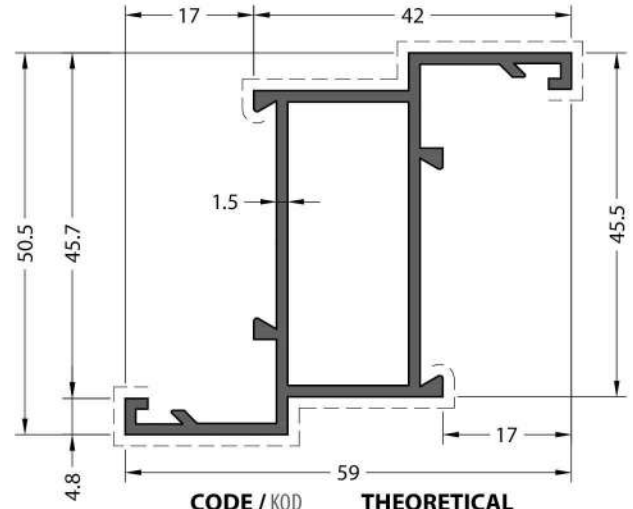
**1.027**

ALDOKS WINDOW & DOOR SYSTEM / ALDOKS KAPI & PENCERE SİSTEMİ



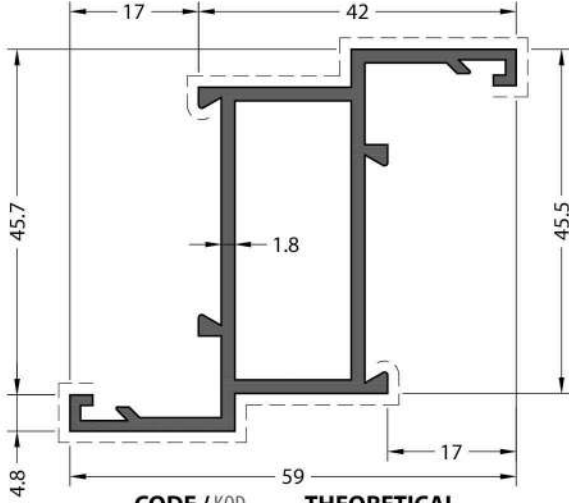
**CODE / KOD**  
**1102**

**THEORETICAL WEIGHT kg/m**  
TEORİK AĞIRLIK kg/m  
**0.564**



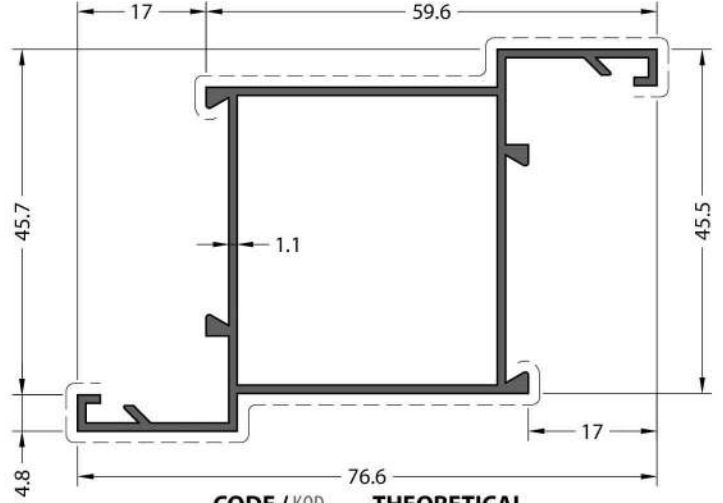
**CODE / KOD**  
**1131**

**THEORETICAL WEIGHT kg/m**  
TEORİK AĞIRLIK kg/m  
**0.783**



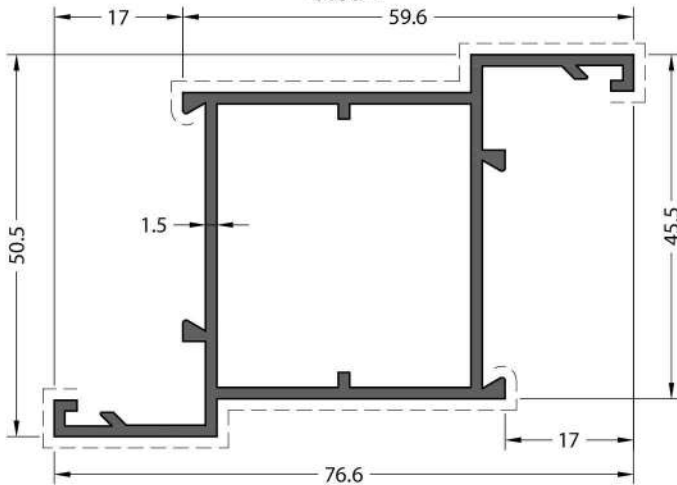
**CODE / KOD**  
**1149**

**THEORETICAL WEIGHT kg/m**  
TEORİK AĞIRLIK kg/m  
**0.894**



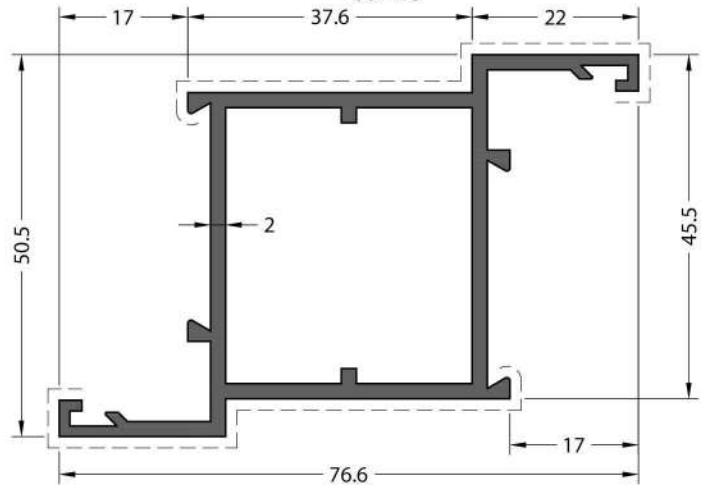
**CODE / KOD**  
**1105**

**THEORETICAL WEIGHT kg/m**  
TEORİK AĞIRLIK kg/m  
**0.716**



**CODE / KOD**  
**1134**

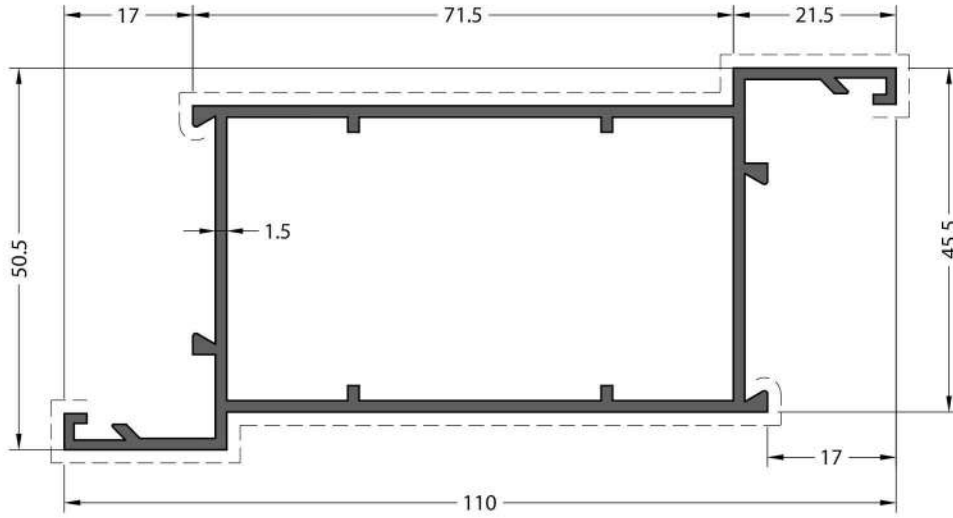
**THEORETICAL WEIGHT kg/m**  
TEORİK AĞIRLIK kg/m  
**0.941**



**CODE / KOD**  
**1152**

**THEORETICAL WEIGHT kg/m**  
TEORİK AĞIRLIK kg/m  
**1.179**

ALDOKS WINDOW & DOOR SYSTEM / ALDOKS KAPI & PENCERE SİSTEMİ



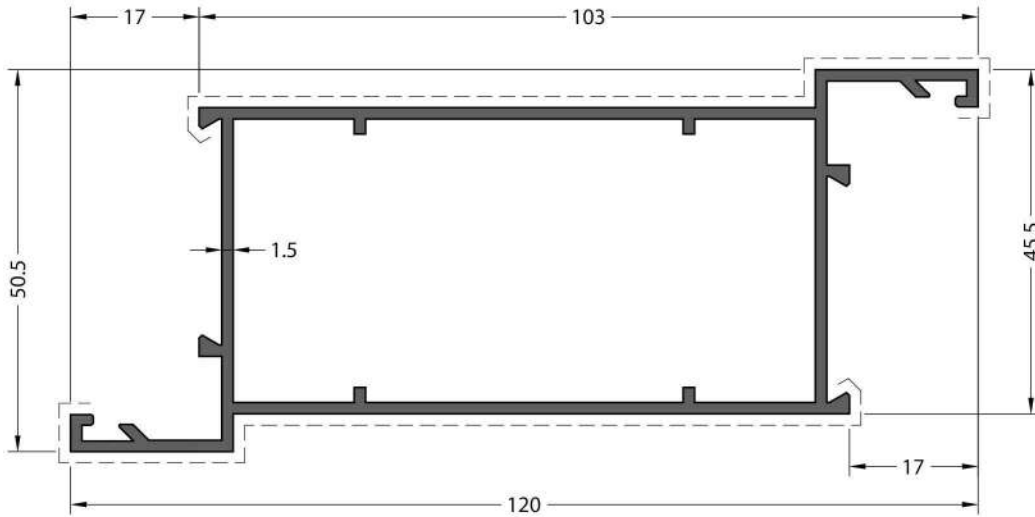
CODE / KOD

**1179**

**THEORETICAL WEIGHT kg/m**

TEORİK AĞIRLIK kg/m

**1.225**



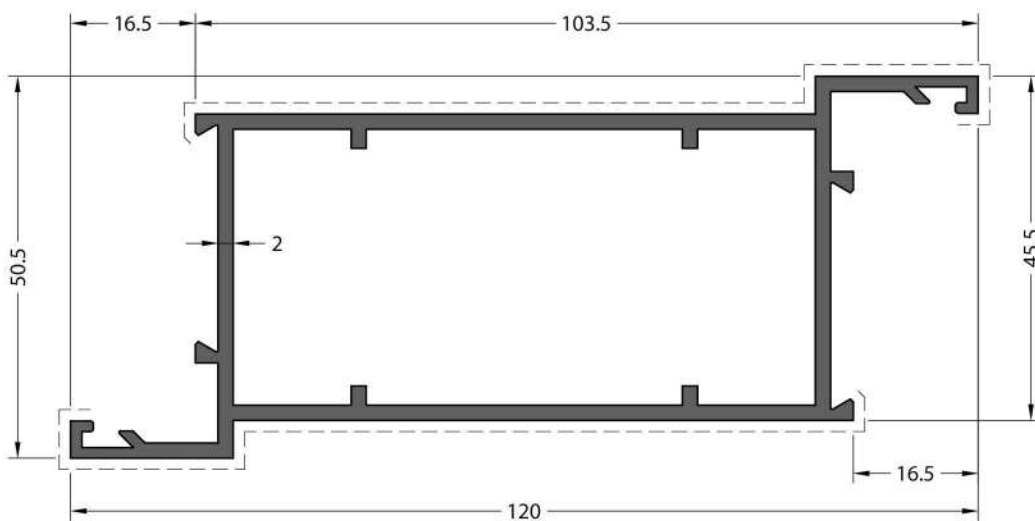
CODE / KOD

**1111**

**THEORETICAL WEIGHT kg/m**

TEORİK AĞIRLIK kg/m

**1.314**



CODE / KOD

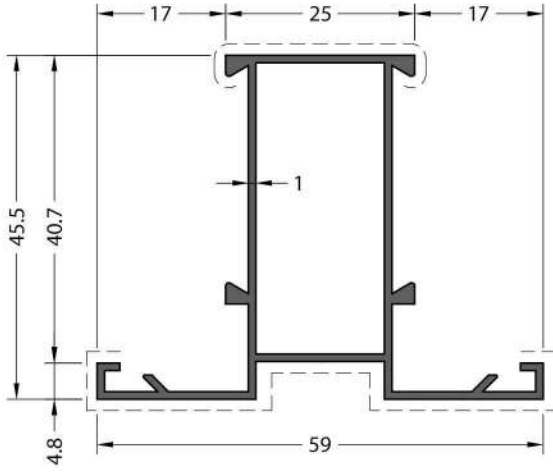
**1156**

**THEORETICAL WEIGHT kg/m**

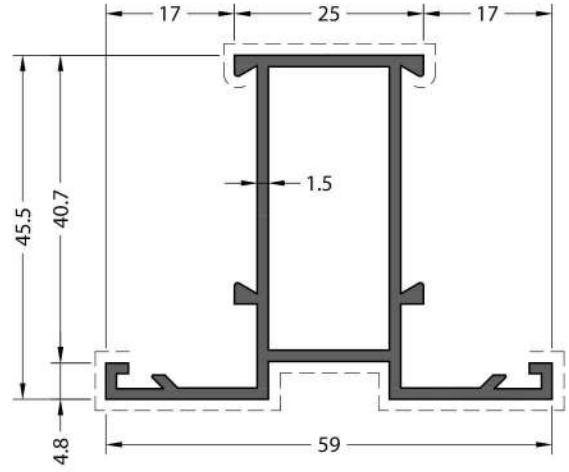
TEORİK AĞIRLIK kg/m

**1.689**

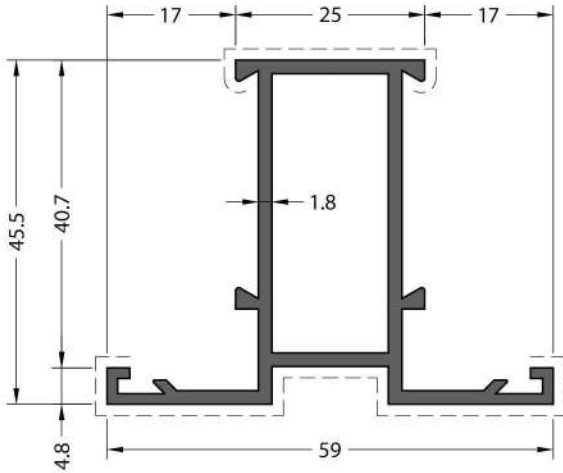
ALDOKS WINDOW & DOOR SYSTEM / ALDOKS KAPI & PENCERE SİSTEMİ



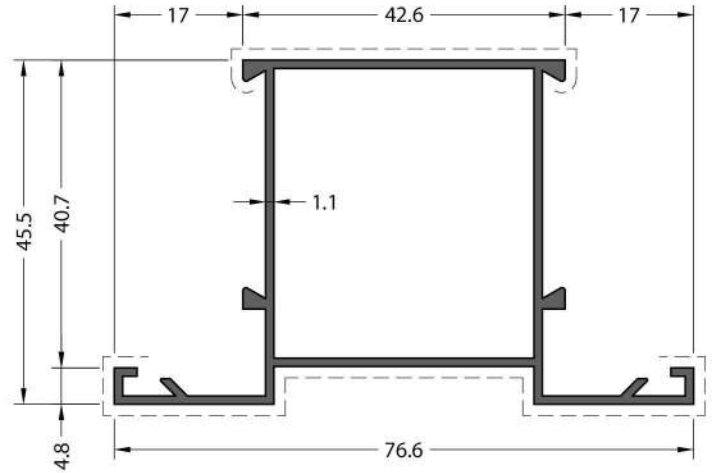
**CODE / KOD**  
**1101** **THEORETICAL WEIGHT kg/m**  
TEORİK AĞIRLIK kg/m  
**0.564**



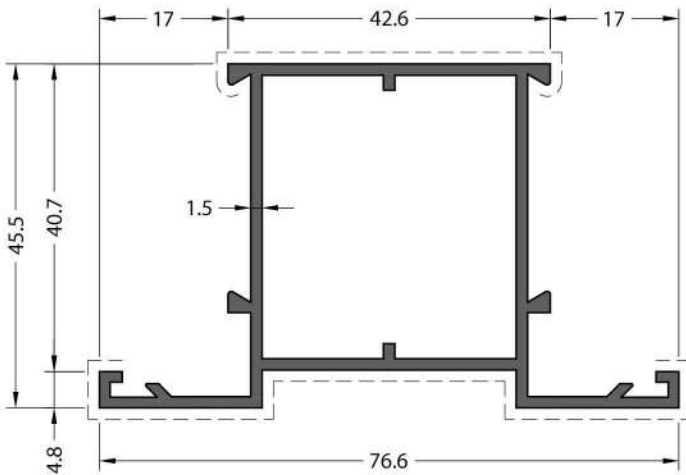
**CODE / KOD**  
**1130** **THEORETICAL WEIGHT kg/m**  
TEORİK AĞIRLIK kg/m  
**0.783**



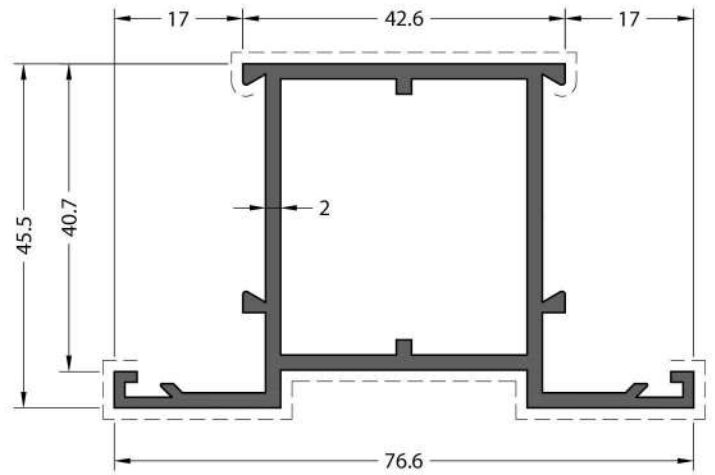
**CODE / KOD**  
**1148** **THEORETICAL WEIGHT kg/m**  
TEORİK AĞIRLIK kg/m  
**0.894**



**CODE / KOD**  
**1104** **THEORETICAL WEIGHT kg/m**  
TEORİK AĞIRLIK kg/m  
**0.716**

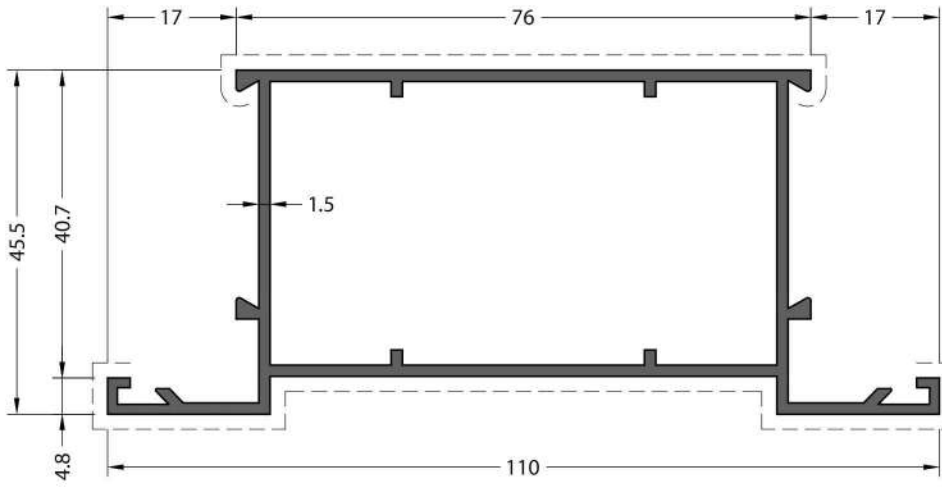


**CODE / KOD**  
**1133** **THEORETICAL WEIGHT kg/m**  
TEORİK AĞIRLIK kg/m  
**0.941**



**CODE / KOD**  
**1151** **THEORETICAL WEIGHT kg/m**  
TEORİK AĞIRLIK kg/m  
**1.179**

ALDOKS WINDOW & DOOR SYSTEM / ALDOKS KAPI & PENCERE SİSTEMİ



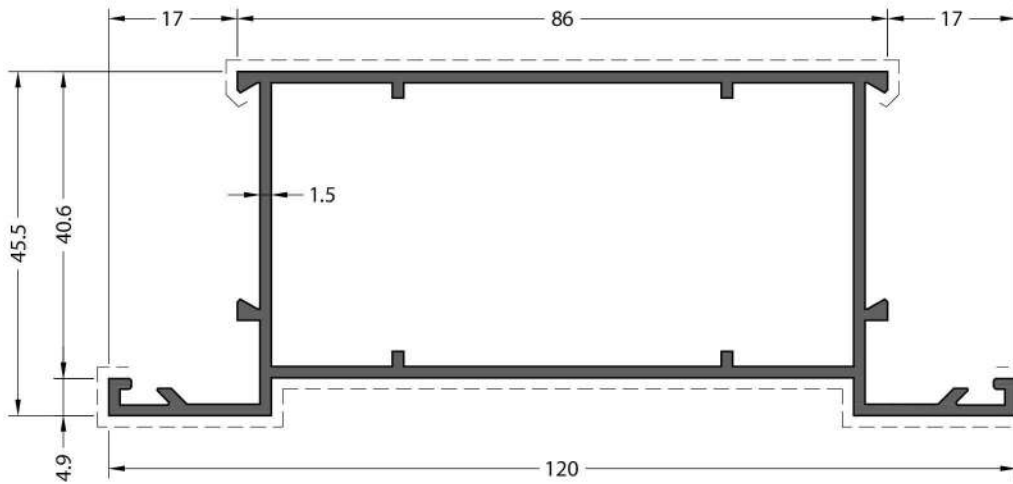
CODE / KOD

**1178**

**THEORETICAL WEIGHT kg/m**

TEORİK AĞIRLIK kg/m

**1.225**



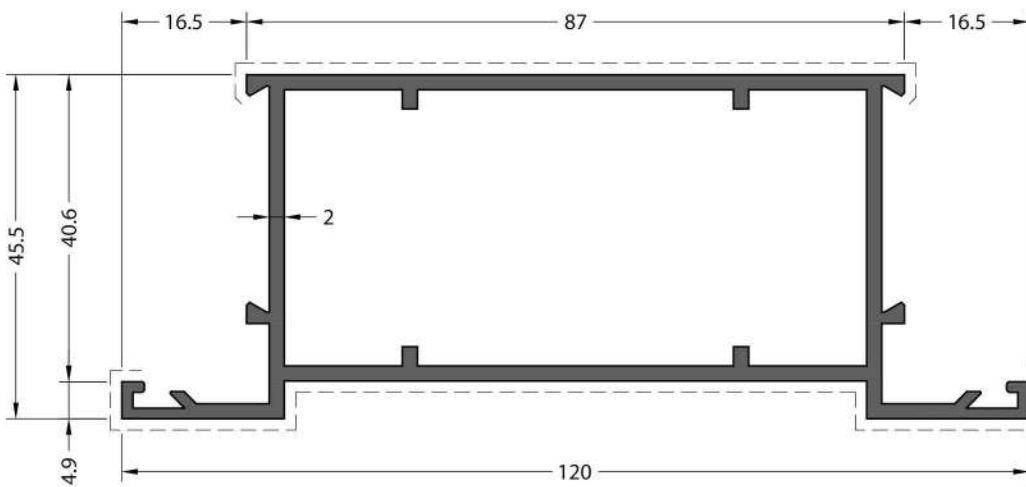
CODE / KOD

**1110**

**THEORETICAL WEIGHT kg/m**

TEORİK AĞIRLIK kg/m

**1.315**



CODE / KOD

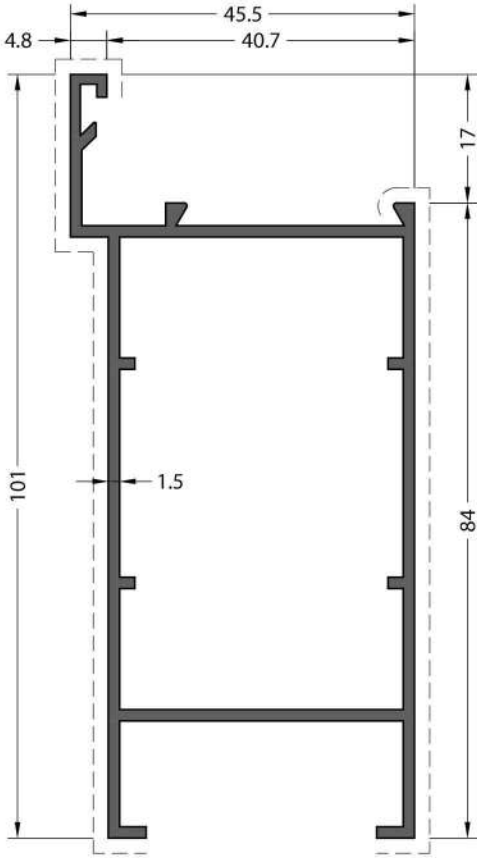
**1155**

**THEORETICAL WEIGHT kg/m**

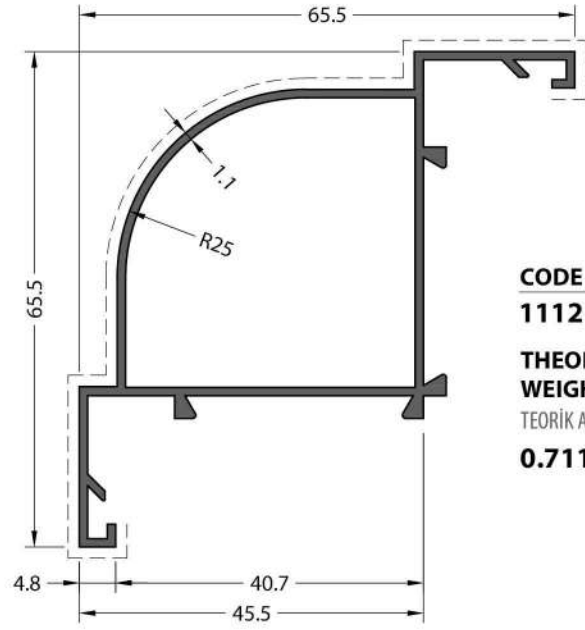
TEORİK AĞIRLIK kg/m

**1.689**

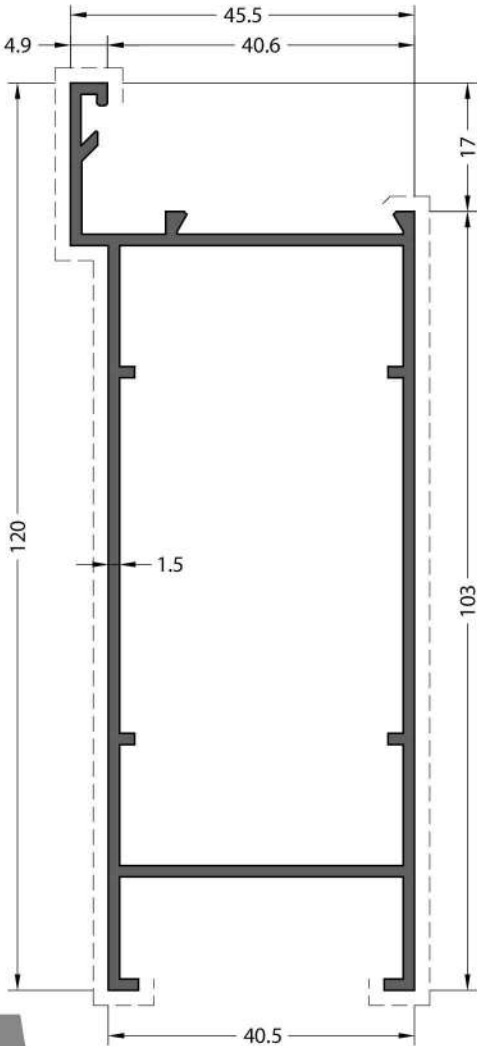
ALDOKS WINDOW & DOOR SYSTEM / ALDOKS KAPI & PENCERE SİSTEMİ



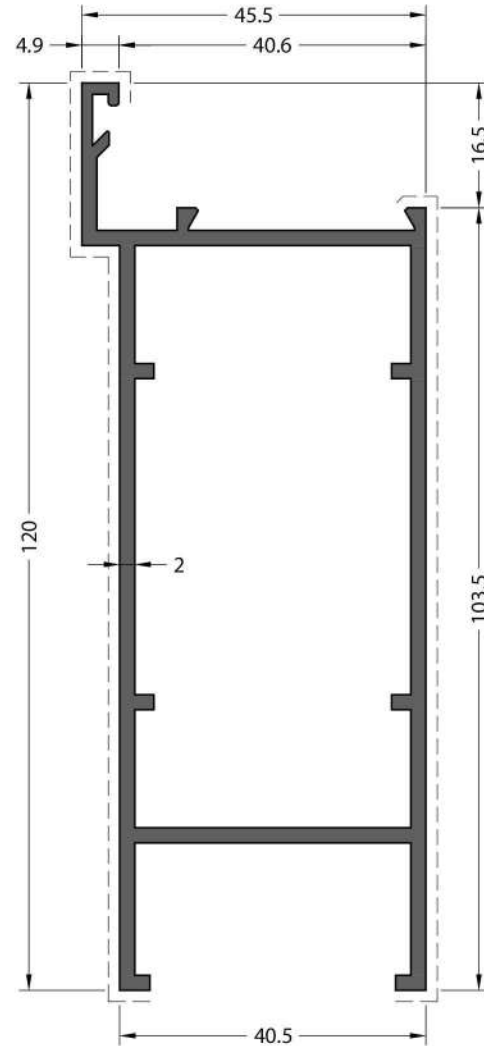
CODE / KOD  
**1177**  
THEORETICAL  
WEIGHT kg/m  
TEORİK AĞIRLIK kg/m  
**1.182**



CODE / KOD  
**1112**  
THEORETICAL  
WEIGHT kg/m  
TEORİK AĞIRLIK kg/m  
**0.711**

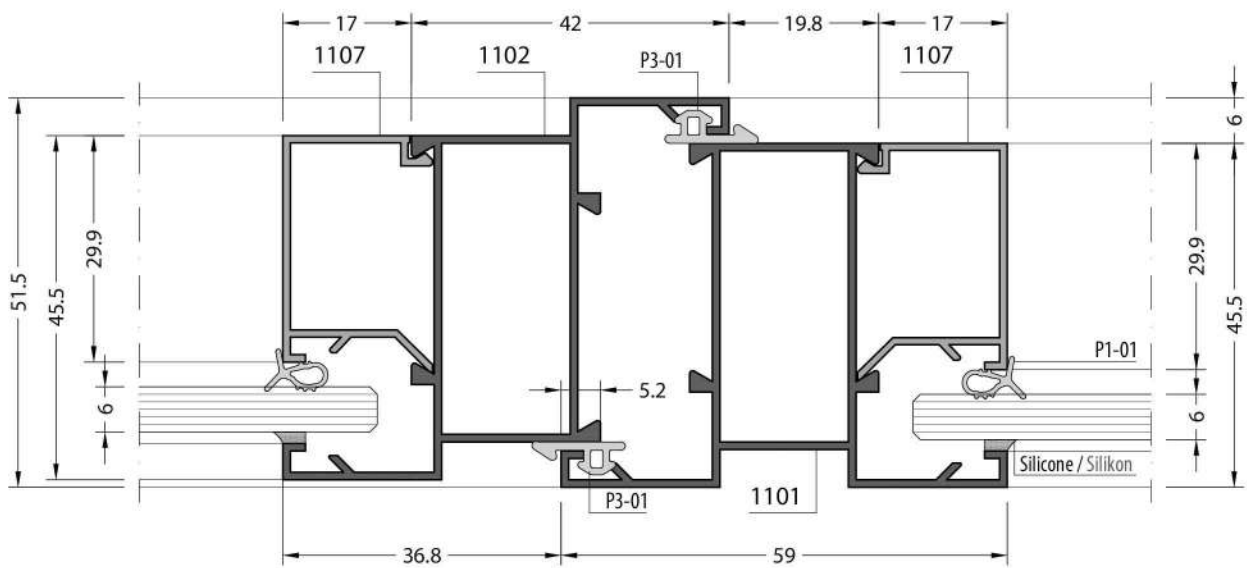
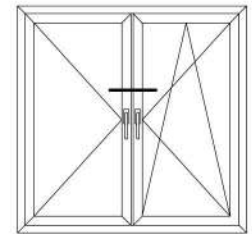
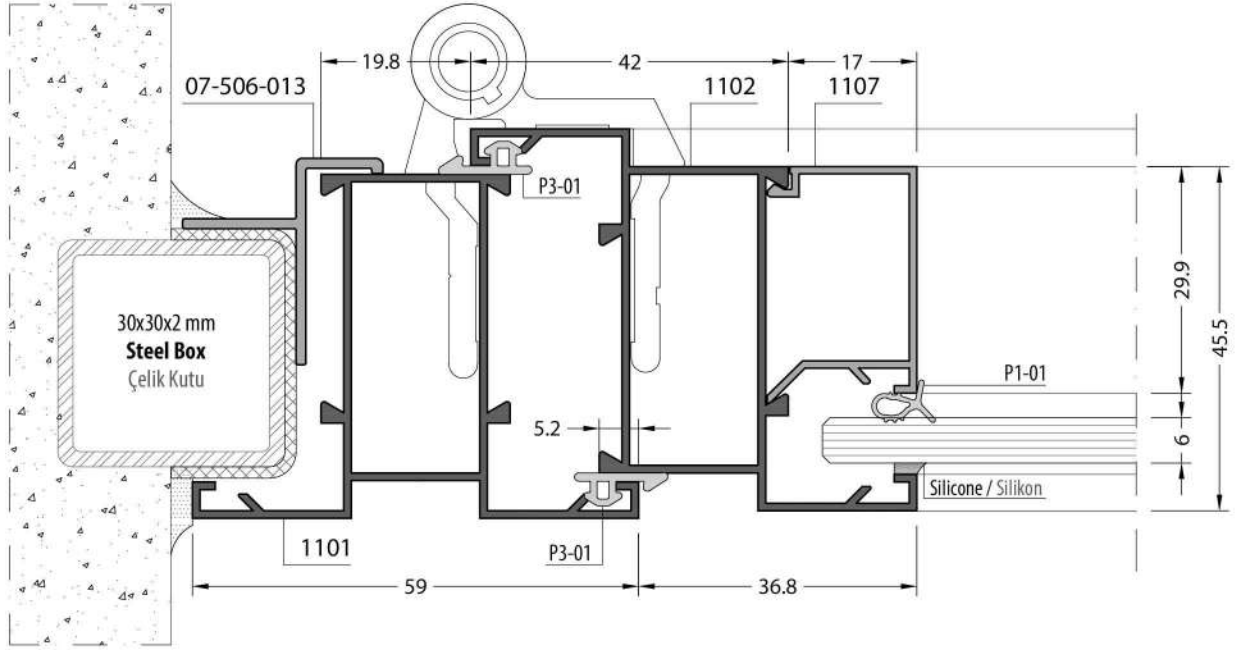
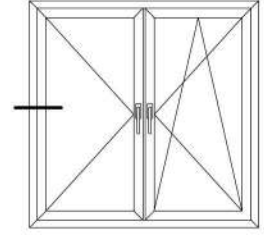


CODE / KOD  
**1109**  
THEORETICAL  
WEIGHT kg/m  
TEORİK AĞIRLIK kg/m  
**1.332**

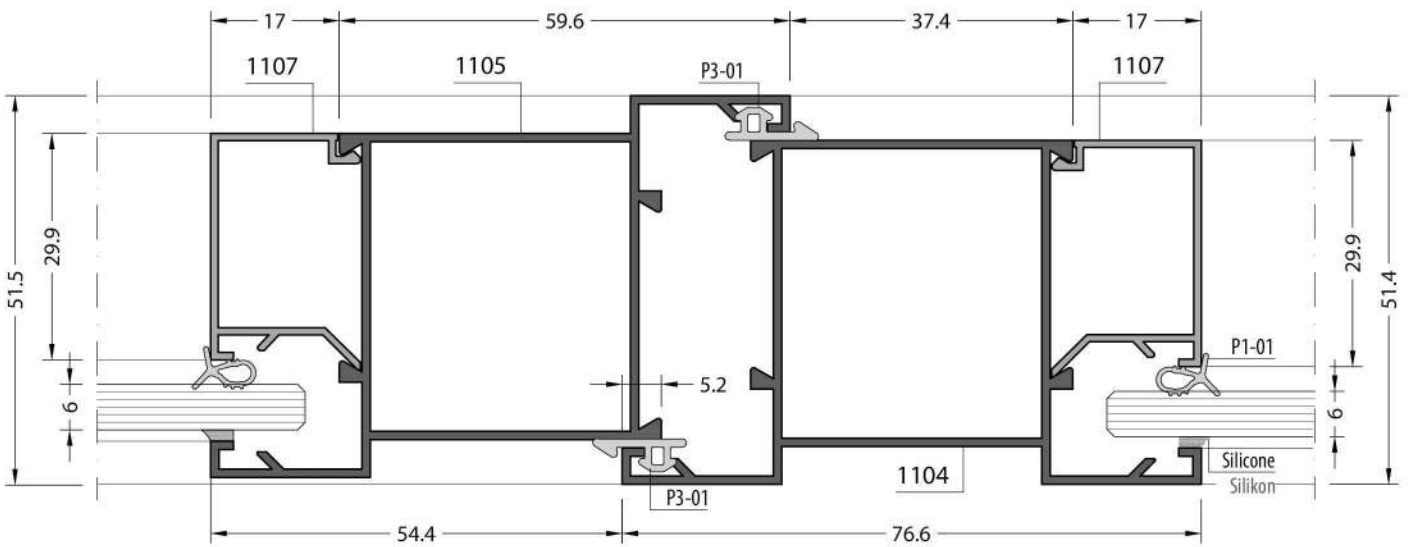
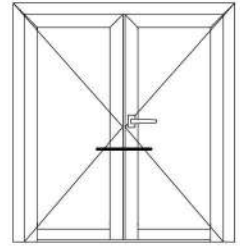
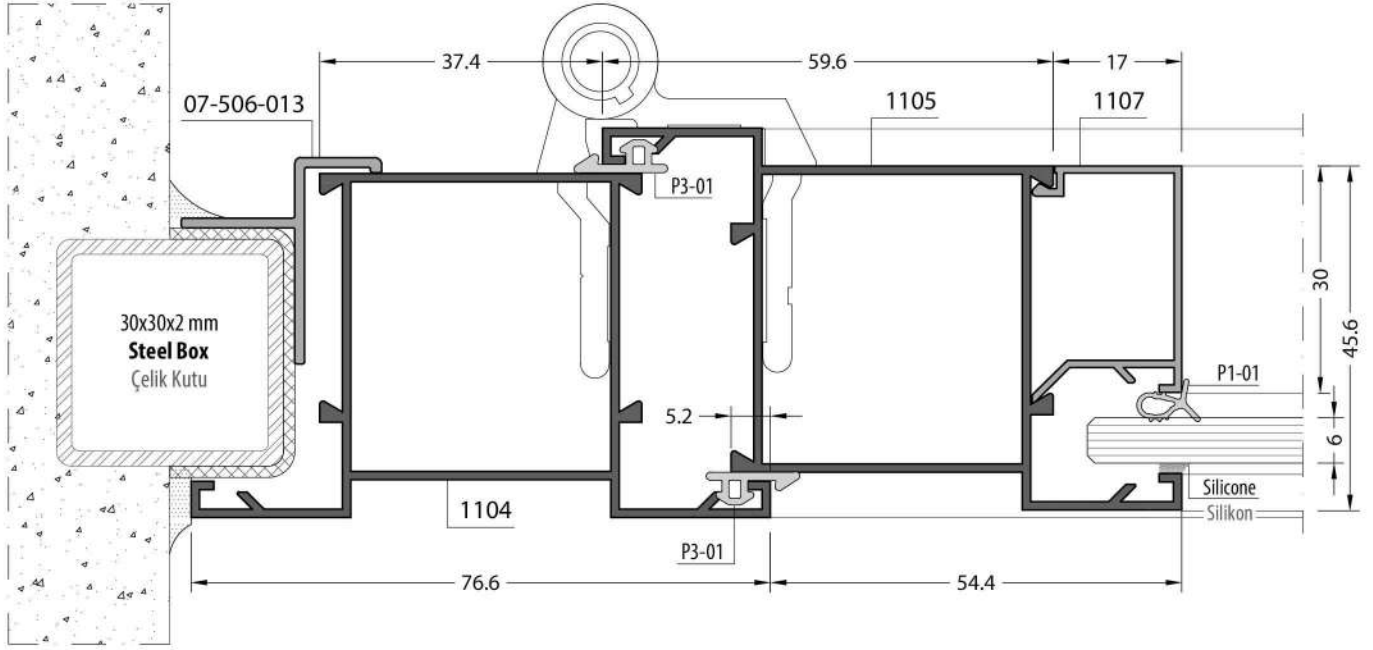
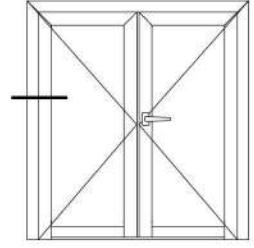


CODE / KOD  
**1154**  
THEORETICAL  
WEIGHT kg/m  
TEORİK AĞIRLIK kg/m  
**1.738**

ALDOKS WINDOW & DOOR SYSTEM / ALDOKS KAPI & PENCERE SİSTEMİ


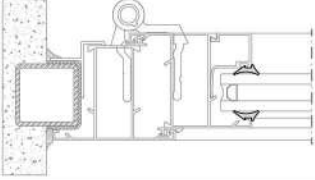

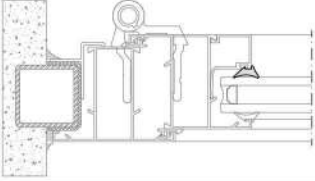

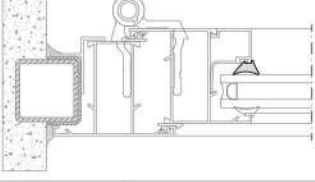

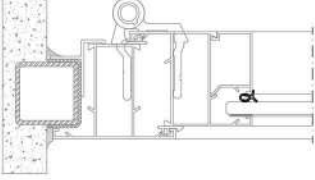

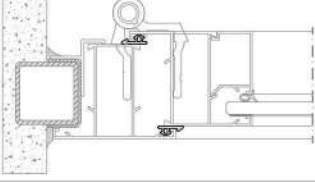
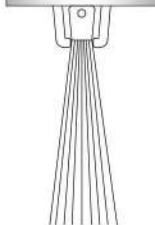



ALDOKS WINDOW & DOOR SYSTEM / ALDOKS KAPI & PENCERE SİSTEMİ






## ALDOKS WINDOW &amp; DOOR SYSTEM / ALDOKS KAPI &amp; PENCERE SİSTEMİ

## GASKETS / FİTİLLER

CODE / KOD	DRAWING / ÇİZİM	APPLICATION / UYGULAMA	DESCRIPTION AÇIKLAMA	MATERIAL MALZEME	IN ONE PACKAGE PAKET MİKTARI
P1-2			<b>GLASS GASKET</b> CAM FİTİLİ	EPDM	100 m
P1-3			<b>GLASS GASKET</b> CAM FİTİLİ	EPDM	100 m
P1-4			<b>GLASS GASKET</b> CAM FİTİLİ	EPDM	100 m
P1-01			<b>GASKET</b> BİNİ FİTİLİ	EPDM	100 m
P3-01			<b>GASKET</b> BİNİ FİTİLİ	EPDM	100 m
AKF-195B			<b>BRUSH FOR DOOR</b> KAPI ALTI FIRÇASI	-	1 m

## ALDOKS WINDOW &amp; DOOR SYSTEM / ALDOKS KAPI &amp; PENCERE SİSTEMİ

## ACCESSORIES / AKSESUARLARI

PACKAGE CODE PAKET KOD	DRAWING ÇİZİM	DESCRIPTION AÇIKLAMA	PACKAGE CODE PAKET KOD	DRAWING ÇİZİM	DESCRIPTION AÇIKLAMA
AK-100		<b>HINGE</b> GEÇME MENTEŞE	AK-202M		<b>STRIKER ROLLER LOCK</b> MAKARALI KİLİT KARŞILIĞI
AK-102		<b>HINGE</b> BİNME MENTEŞE	2213		<b>BOLT FOR DOORS</b> KAPI ALT - ÜST KİLİTLEME
AK-102 P		<b>HINGE</b> PRATİK MENTEŞE	2213-K		<b>LATCHES</b> SÜRGÜ
İÇEL 33		<b>SWINGING DOOR HINGE</b> ÇARPMA KAPI MENTEŞESİ	AK-540		<b>LATCHES</b> SÜRGÜ
153-20U		<b>MORTISE LOCK</b> DİLLİ KİLİT	AK-513 13 cm		<b>VASISTAS OPENING MECHANISM</b> VASISTAS MAKAS
155-20U		<b>MORTISE LOCK ( WITH ROLLER )</b> MAKARALI KİLİT	AK-522 22 cm		<b>VASISTAS OPENING MECHANISM</b> VASISTAS MAKAS
AK-202D		<b>STRIKER MORTISE LOCK</b> DİLLİ KİLİT KARŞILIĞI	AK-602		<b>METAL MIDDLE JOINT</b> METAL ORTA KAYIT BAĞLANTI

## ALDOKS WINDOW &amp; DOOR SYSTEM / ALDOKS KAPI &amp; PENCERE SİSTEMİ

## ACCESSORIES / AKSESUARLARI

PACKAGE CODE PAKET KOD	DRAWING ÇİZİM	DESCRIPTION AÇIKLAMA
AK-603		<b>METAL MIDDLE JONT</b> METAL ORTA KAYIT BAĞLANTI
AK-605		<b>METAL CORNER JONT</b> METAL KÖŞE BAĞLANTI
AK-530		<b>FINGER CATCH</b> VASİSTAS ÇİT ÇİT
AK-315		<b>HANDLE</b> İSPANYOLET KOL
6004		<b>HANDLE</b> TEK DİLLİ EKSENEL KOL
AK-2020		<b>PULL HANDLE</b> ÇEKME KOL (30x30)
AK-20		<b>PULL HANDLE</b> KIVRIK BORU KOL (25x20)

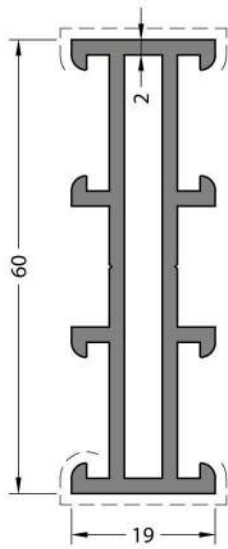
PACKAGE CODE PAKET KOD	DRAWING ÇİZİM	DESCRIPTION AÇIKLAMA
AK-30		<b>PULL HANDLE</b> KIVRIK BORU KOL (25x30)
AK-40		<b>PULL HANDLE</b> KIVRIK BORU KOL (25x40)
AK-60Y		<b>PULL HANDLE</b> ÇEKME KOL 60 cm
AK-2025		<b>PULL HANDLE</b> ÇEKME KOL 10-124-025 Pipe Profile / Boru Profili

# **C60 WINDOW & DOOR SYSTEM**

C60 KAPI VE PENCERE SİSTEMİ



C60 WINDOW & DOOR SYSTEM / C60 KAPI & PENCERE SİSTEMİ

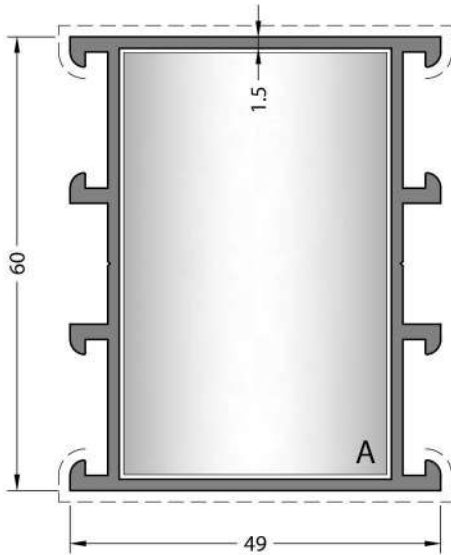


**CODE / KOD**  
**6913**

**THEORETICAL WEIGHT kg/m**  
TEORİK AĞIRLIK kg/m  
**0.986**

**STATIC VALUE**  
STATİK DEĞER

$J_{xx} (cm^4)$	$J_{yy} (cm^4)$
13,65	0,89



**CODE / KOD**  
**6902**

**THEORETICAL WEIGHT kg/m**  
TEORİK AĞIRLIK kg/m  
**1.061**

**STATIC VALUE**  
STATİK DEĞER

$J_{xx} (cm^4)$	$J_{yy} (cm^4)$
19,41	12,75

**CORNER JOINTS**  
KÖŞE BAĞLANTILAR



**A 6917** (56.5 mm)

Or / Yada

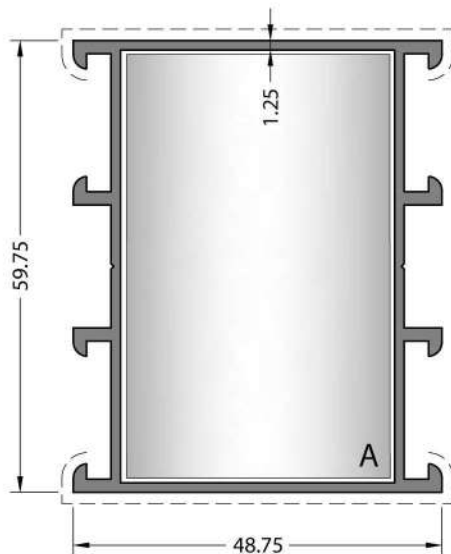


**A 6921** (56.5 mm)

**T JUNCTION**  
ÇEKTİRME BAĞLANTI



**A 6904** (35.5 mm)



**CODE / KOD**  
**6902i**

**THEORETICAL WEIGHT kg/m**  
TEORİK AĞIRLIK kg/m  
**0.896**

**STATIC VALUE**  
STATİK DEĞER

$J_{xx} (cm^4)$	$J_{yy} (cm^4)$
16,37	10,80

**CORNER JOINTS**  
KÖŞE BAĞLANTILAR



**A 6917** (56.5 mm)

Or / Yada



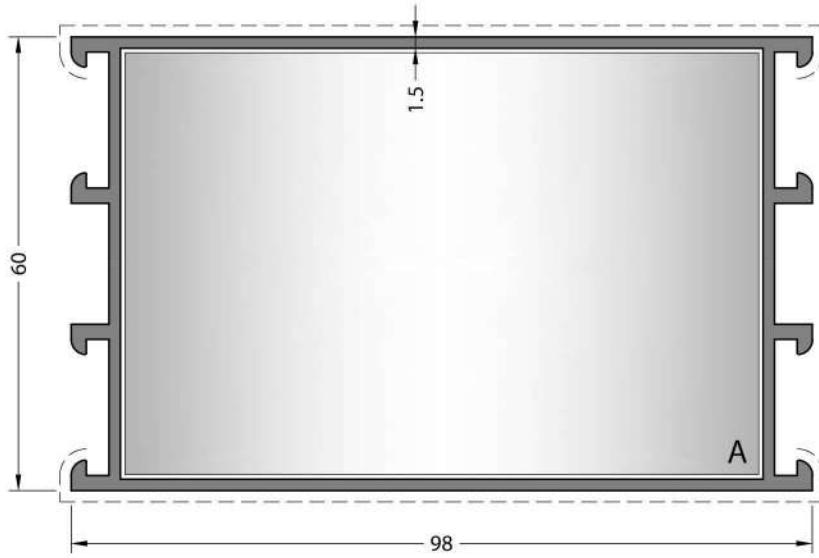
**A 6921** (56.5 mm)

**T JUNCTION**  
ÇEKTİRME BAĞLANTI



**A 6904** (35.5 mm)

C60 WINDOW & DOOR SYSTEM / C60 KAPI & PENCERE SİSTEMİ



**CODE / KOD**  
**6908**

**THEORETICAL WEIGHT kg/m**  
TEORİK AĞIRLIK kg/m  
**1.459**

**STATIC VALUE**  
STATİK DEĞER

$J_{xx}$ (cm <sup>4</sup> )	$J_{yy}$ (cm <sup>4</sup> )
31,99	72,11

**CORNER JOINTS**  
KÖŞE BAĞLANTILAR



**A 6917** (56.5 mm)

Or / Yada

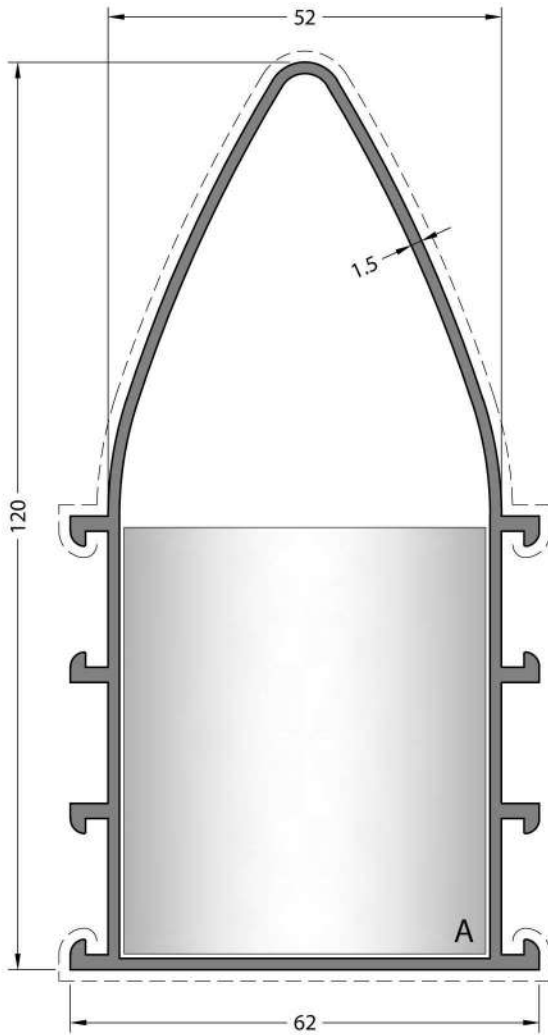


**A 6921** (56.5 mm)

**T JUNCTION**  
ÇEKTİRME BAĞLANTI



**A 6904** (84.5 mm)



**CODE / KOD**  
**6910**

**THEORETICAL WEIGHT kg/m**  
TEORİK AĞIRLIK kg/m  
**1.504**

**STATIC VALUE**  
STATİK DEĞER

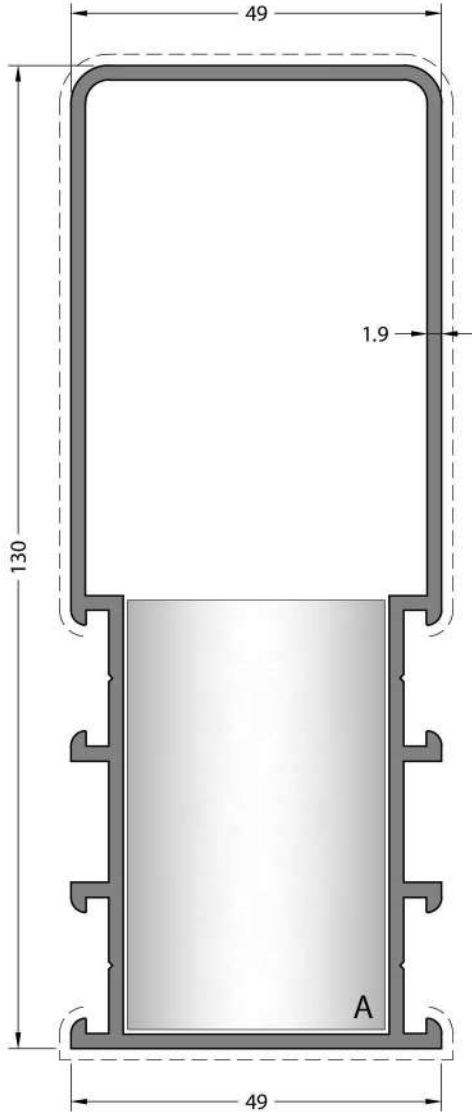
$J_{xx}$ (cm <sup>4</sup> )	$J_{yy}$ (cm <sup>4</sup> )
79,03	27,66

**T JUNCTION**  
ÇEKTİRME BAĞLANTI



**A 6904** (48.5 mm)

C60 WINDOW & DOOR SYSTEM / C60 KAPI & PENCERE SİSTEMİ



**CODE / KOD**  
**6914**

**THEORETICAL WEIGHT kg/m**  
TEORİK AĞIRLIK kg/m  
**2.007**

**STATIC VALUE**  
STATİK DEĞER

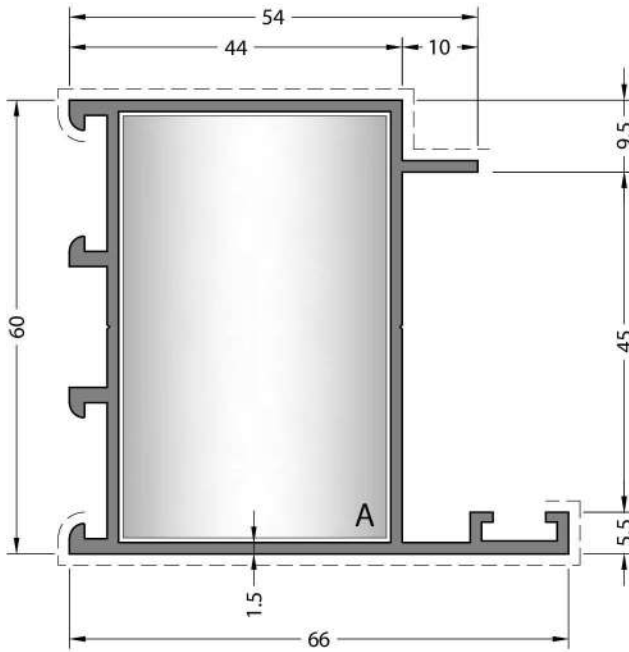
$J_{xx} (cm^4)$	$J_{yy} (cm^4)$
145,86	29,56

**T JUNCTION**  
ÇEKTİRME BAĞLANTI



**A 6904 (34.7 mm)**

C60 WINDOW & DOOR SYSTEM / C60 KAPI & PENCERE SİSTEMİ



**CODE / KOD**  
**6901**

**STATIC VALUE**  
STATİK DEĞER

**THEORETICAL WEIGHT kg/m**  
TEORİK AĞIRLIK kg/m

$J_{xx} (cm^4)$	$J_{yy} (cm^4)$
23,31	14,47

**1.097**

**CORNER JOINTS**  
KÖŞE BAĞLANTILAR

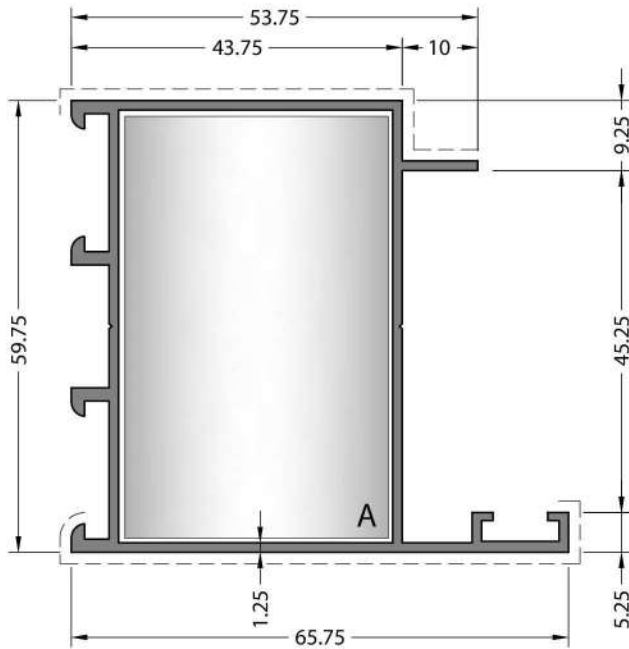


**A 6917** (56.5 mm)

**Or / Yada**



**A 6921** (56.5 mm)



**CODE / KOD**  
**6901i**

**STATIC VALUE**  
STATİK DEĞER

**THEORETICAL WEIGHT kg/m**  
TEORİK AĞIRLIK kg/m

$J_{xx} (cm^4)$	$J_{yy} (cm^4)$
19,58	12,14

**0.921**

**CORNER JOINTS**  
KÖŞE BAĞLANTILAR




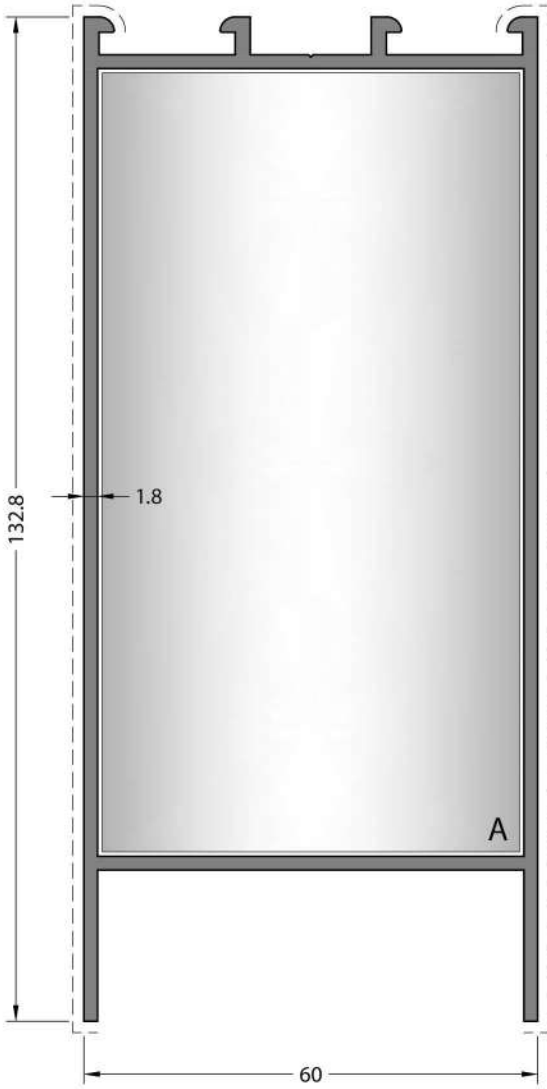
**A 6917** (56.5 mm)

**Or / Yada**



**A 6921** (56.5 mm)

C60 WINDOW & DOOR SYSTEM / C60 KAPI & PENCERE SİSTEMİ



**CODE / KOD**

**6903**

**THEORETICAL WEIGHT kg/m**

TEORİK AĞIRLIK kg/m

**1.932**

**STATIC VALUE**

STATİK DEĞER

$J_{xx} (cm^4)$	$J_{yy} (cm^4)$
140,80	46,73

**T JUNCTION**

ÇEKTİRME BAĞLANTI



**A 6904 (55.9 mm)**

**CODE / KOD**

**6903i**

**THEORETICAL WEIGHT kg/m**

TEORİK AĞIRLIK kg/m

**1.666**

**STATIC VALUE**

STATİK DEĞER

$J_{xx} (cm^4)$	$J_{yy} (cm^4)$
121,33	40,27

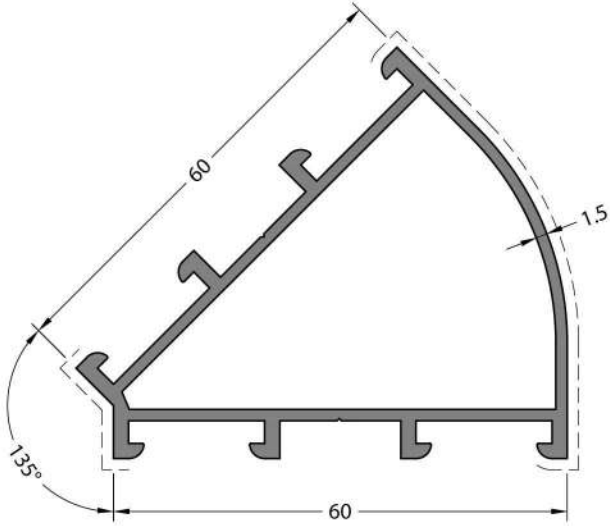
**T JUNCTION**

ÇEKTİRME BAĞLANTI



**A 6904 (55.9 mm)**

C60 WINDOW & DOOR SYSTEM / C60 KAPI & PENCERE SİSTEMİ

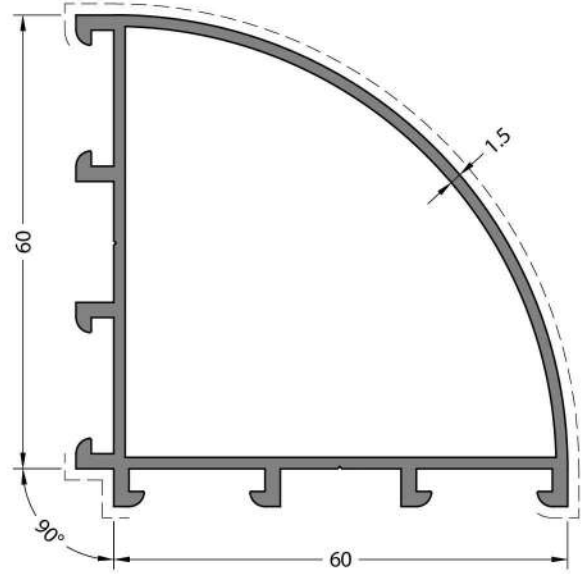


**CODE / KOD**  
**6918**

**THEORETICAL WEIGHT kg/m**  
TEORİK AĞIRLIK kg/m  
**0.974**

**STATIC VALUE**  
STATİK DEĞER

$J_{xx} (cm^4)$	$J_{yy} (cm^4)$
8,38	14,92

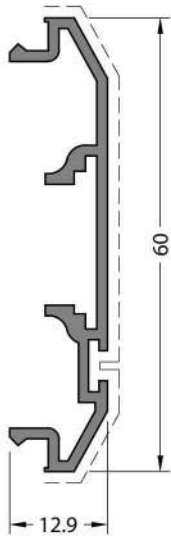


**CODE / KOD**  
**6909**

**THEORETICAL WEIGHT kg/m**  
TEORİK AĞIRLIK kg/m  
**1.128**

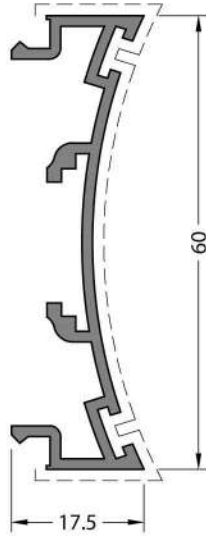
**STATIC VALUE**  
STATİK DEĞER

$J_{xx} (cm^4)$	$J_{yy} (cm^4)$
20,88	20,88



**CODE / KOD**  
**6911**

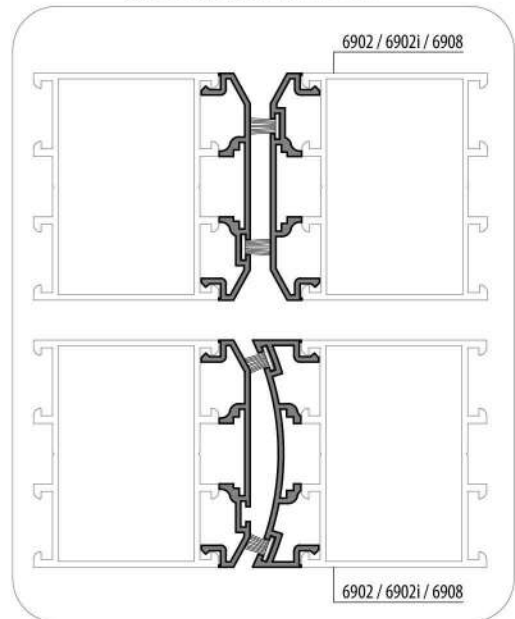
**THEORETICAL WEIGHT kg/m**  
TEORİK AĞIRLIK kg/m  
**0.431**



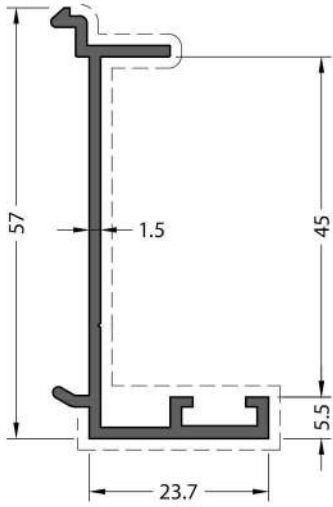
**CODE / KOD**  
**6912**

**THEORETICAL WEIGHT kg/m**  
TEORİK AĞIRLIK kg/m  
**0.509**

Application Details / Uygulama Detayı



C60 WINDOW & DOOR SYSTEM / C60 KAPI & PENCERE SİSTEMİ



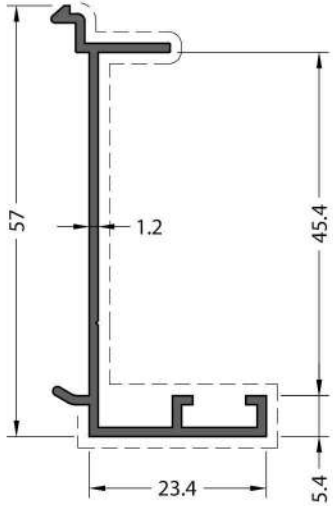
CODE / KOD

**6905**

**THEORETICAL WEIGHT kg/m**

TEORİK AĞIRLIK kg/m

**0.445**



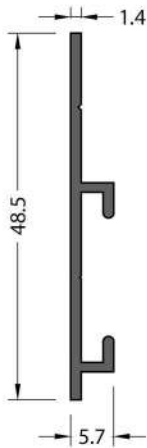
CODE / KOD

**6905i**

**THEORETICAL WEIGHT kg/m**

TEORİK AĞIRLIK kg/m

**0.356**



Mill Finish / Pres  
No visible surface.  
Görünen yüzeyi yoktur.

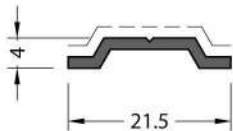
CODE / KOD

**6915**

**THEORETICAL WEIGHT kg/m**

TEORİK AĞIRLIK kg/m

**0.236**



CODE / KOD

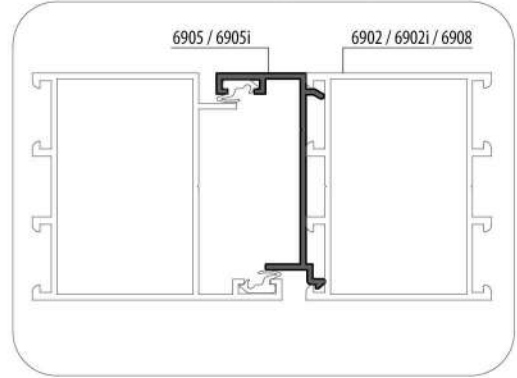
**1115**

**THEORETICAL WEIGHT kg/m**

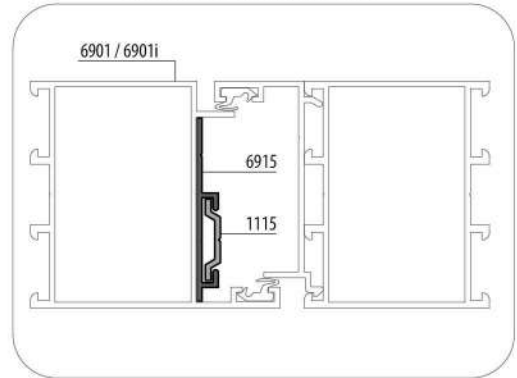
TEORİK AĞIRLIK kg/m

**0.098**

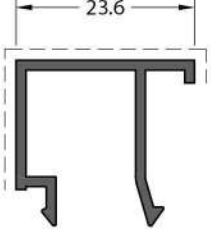
Application Details / Uygulama Detayı



Application Details / Uygulama Detayı

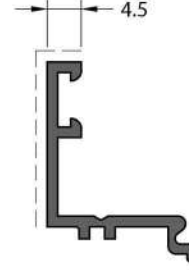
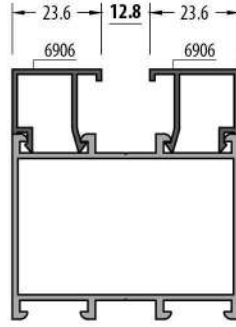


C60 WINDOW & DOOR SYSTEM / C60 KAPI & PENCERE SİSTEMİ



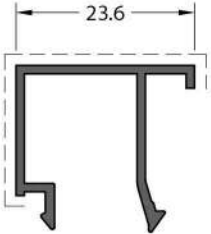
CODE / KOD  
**6906**

THEORETICAL  
WEIGHT kg/m  
TEORİK AĞIRLIK kg/m  
**0.251**



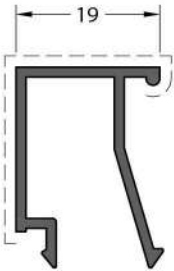
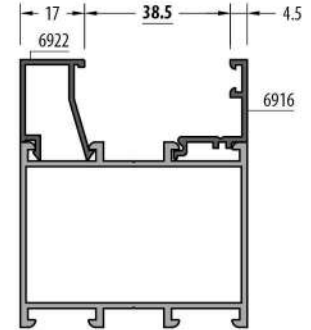
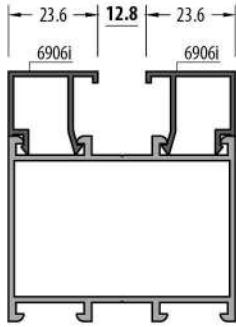
CODE / KOD  
**6916**

THEORETICAL  
WEIGHT kg/m  
TEORİK AĞIRLIK kg/m  
**0.208**



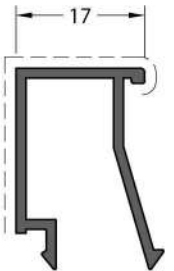
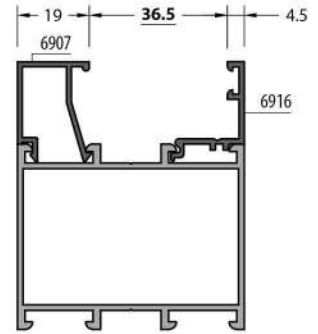
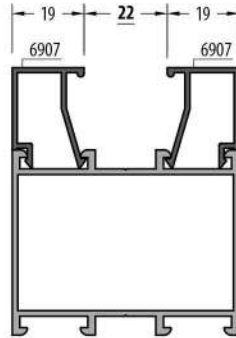
CODE / KOD  
**6906i**

THEORETICAL  
WEIGHT kg/m  
TEORİK AĞIRLIK kg/m  
**0.220**



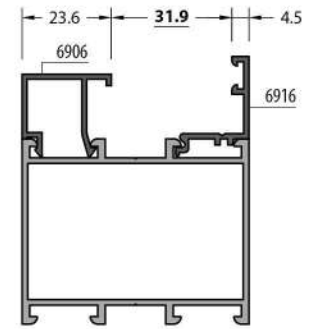
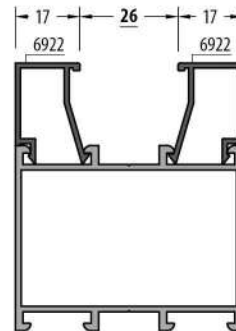
CODE / KOD  
**6907**

THEORETICAL  
WEIGHT kg/m  
TEORİK AĞIRLIK kg/m  
**0.267**

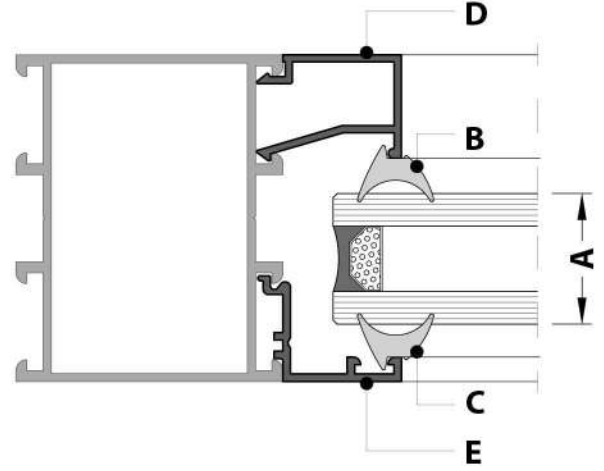
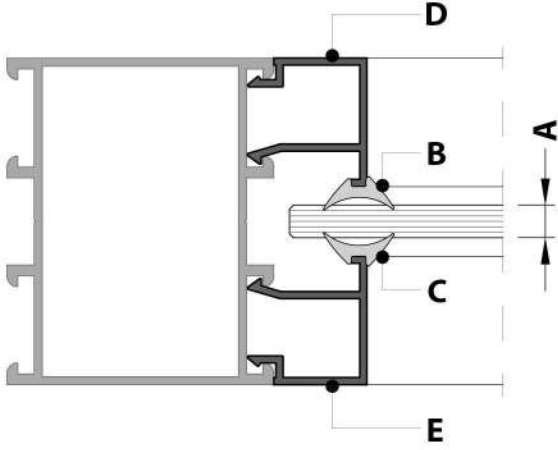


CODE / KOD  
**6922**

THEORETICAL  
WEIGHT kg/m  
TEORİK AĞIRLIK kg/m  
**0.259**




## GLAZING TABLE / CAM TABLOSU



A	B	C	D	E
GLAZING THICKNESS CAM KALINLIĞI	GLASS GASKET İÇ CAM FİTİLİ	GLASS GASKET İÇ CAM FİTİLİ	GLAZING BEAD CAM ÇİTASI	GLAZING BEAD CAM ÇİTASI
4 mm	P1-3	P1-3		
6 mm	P1-2	P1-2	Or / Yada 6906 6906i	Or / Yada 6906 6906i
8 mm	P1-2	P1-2		
8 mm	P1-4	P1-4		
10 mm	P1-4	P1-4	6907	6907
12 mm	P1-4	P1-3		
14 mm	P1-4	P1-4		
18 mm	P1-3	P1-3	6922	6922
20 mm	P1-2	P1-2		

A	B	C	D	E
GLAZING THICKNESS CAM KALINLIĞI	GLASS GASKET İÇ CAM FİTİLİ	GLASS GASKET İÇ CAM FİTİLİ	GLAZING BEAD CAM ÇİTASI	GLAZING BEAD CAM ÇİTASI
24 mm	P1-4	P1-4	6907	
26 mm	P1-3	P1-4	6907	6916
	P1-4	P1-4	6922	
28 mm	P1-2	P1-4	6907	
	P1-4	P1-3	6922	
30 mm	P1-2	P1-2	6907	
	P1-3	P1-3	6922	
32 mm	P1-3	P1-2	6922	
34 mm	P1-2	P1-2	6922	

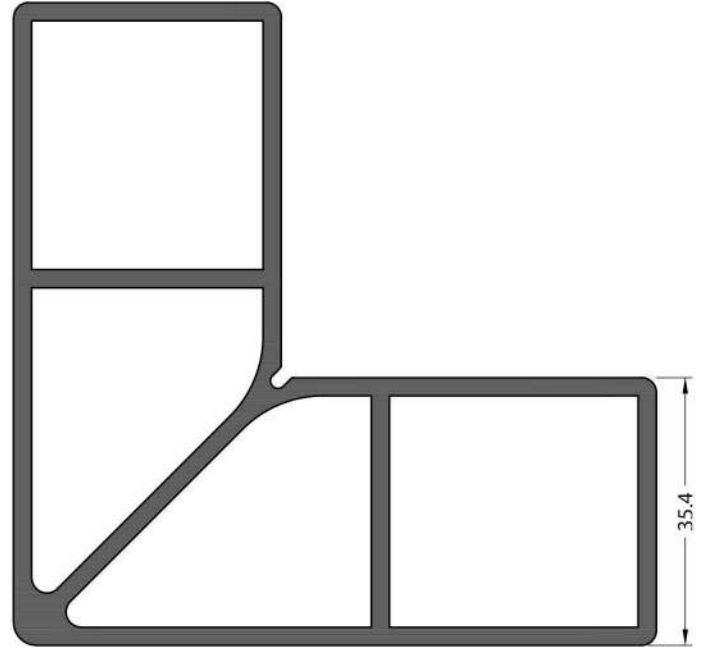
C60 WINDOW & DOOR SYSTEM / C60 KAPI & PENCERE SİSTEMİ



Mill Finish / Pres  
No visible surface. / Görünen yüzeyi yoktur.

**CODE / KOD**  
**6917**

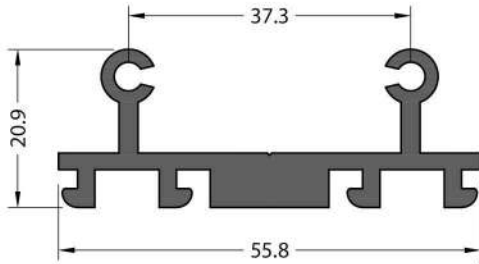
**THEORETICAL WEIGHT kg/m**  
TEORİK AĞIRLIK kg/m  
**5.623**



Mill Finish / Pres  
No visible surface. / Görünen yüzeyi yoktur.

**CODE / KOD**  
**6921**

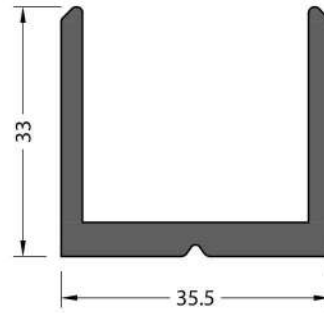
**THEORETICAL WEIGHT kg/m**  
TEORİK AĞIRLIK kg/m  
**2.846**



Mill Finish / Pres  
No visible surface.  
Görünen yüzeyi yoktur.

**CODE / KOD**  
**6904**

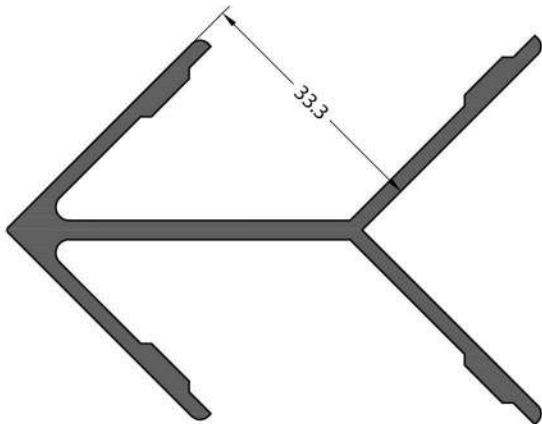
**THEORETICAL WEIGHT kg/m**  
TEORİK AĞIRLIK kg/m  
**0.937**



Mill Finish / Pres  
No visible surface.  
Görünen yüzeyi yoktur.

**CODE / KOD**  
**6919**

**THEORETICAL WEIGHT kg/m**  
TEORİK AĞIRLIK kg/m  
**0.846**

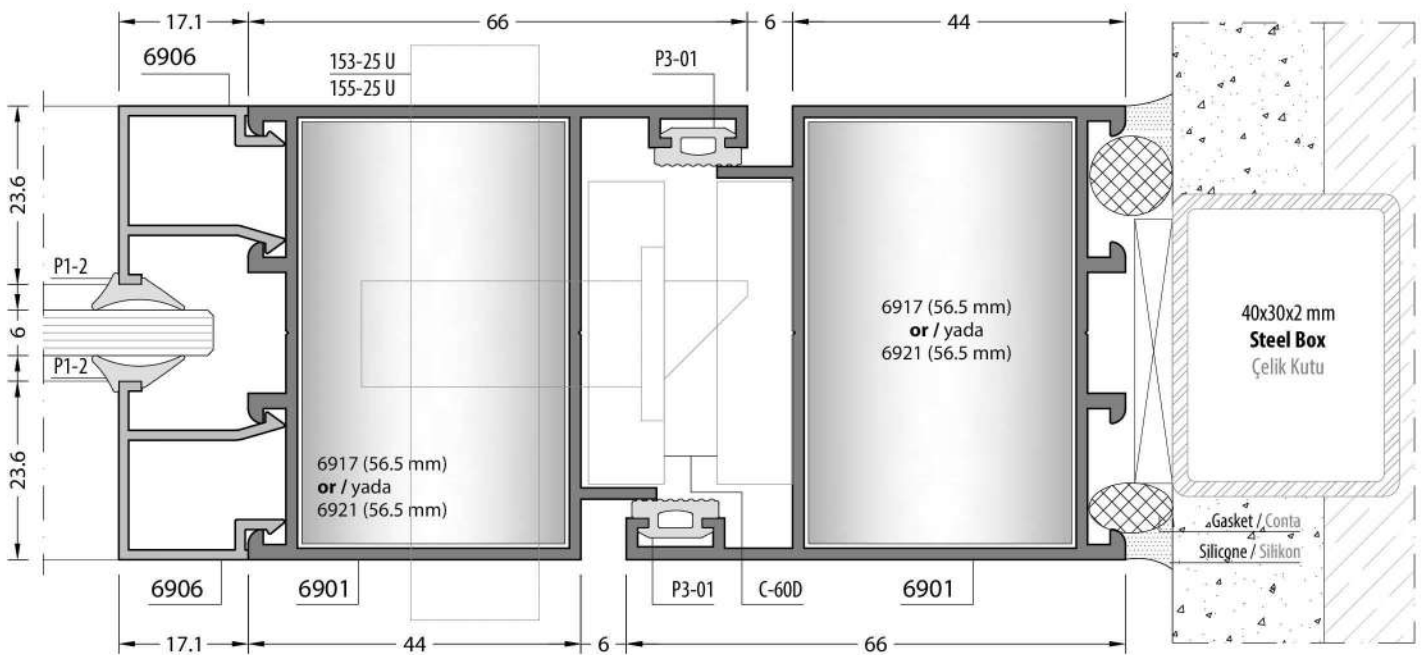
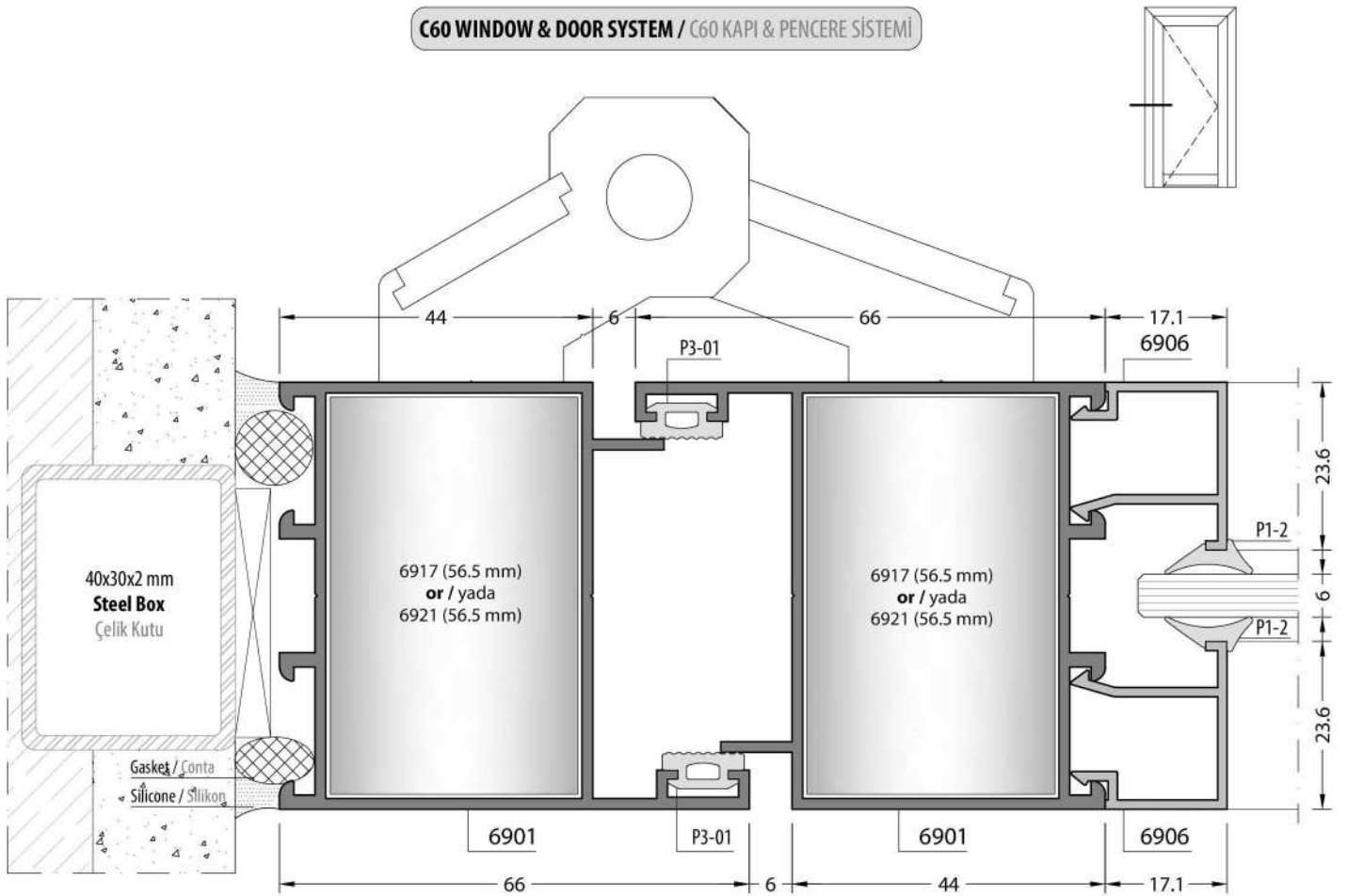


Mill Finish / Pres  
No visible surface.  
Görünen yüzeyi yoktur.

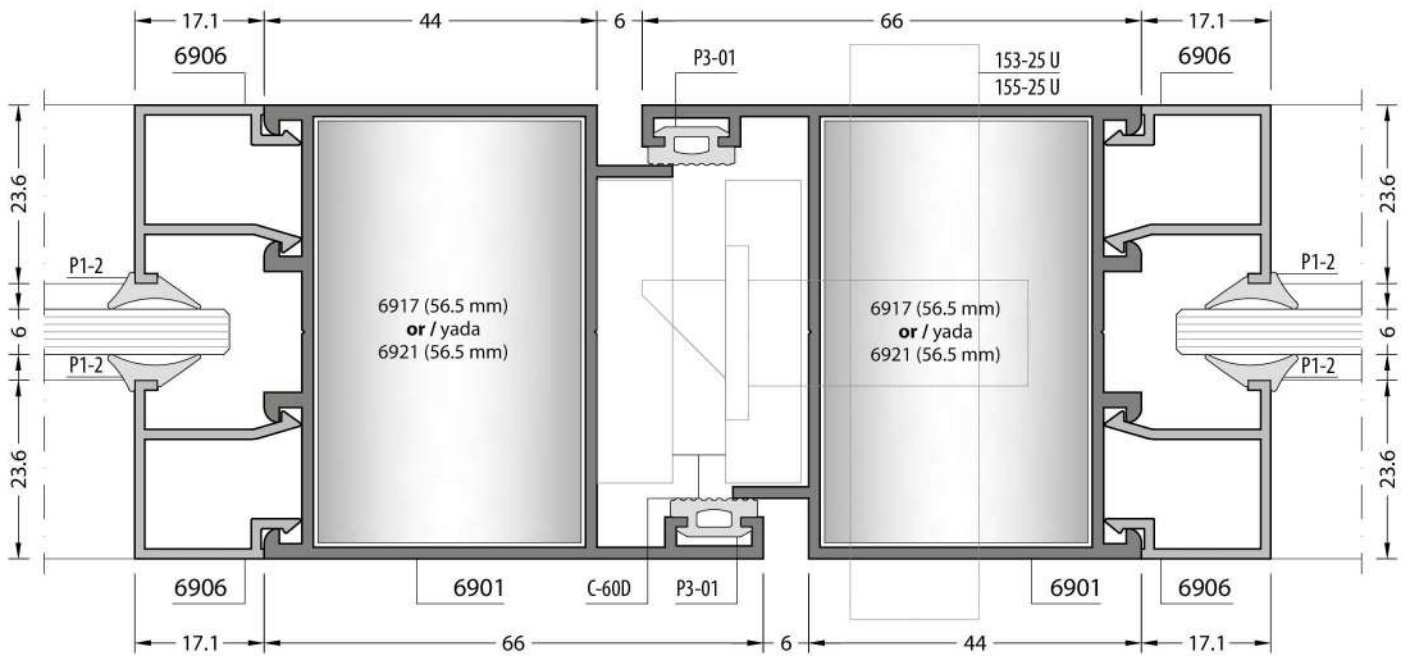
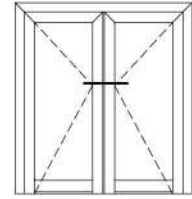
**CODE / KOD**  
**1118**

**THEORETICAL WEIGHT kg/m**  
TEORİK AĞIRLIK kg/m  
**1.157**


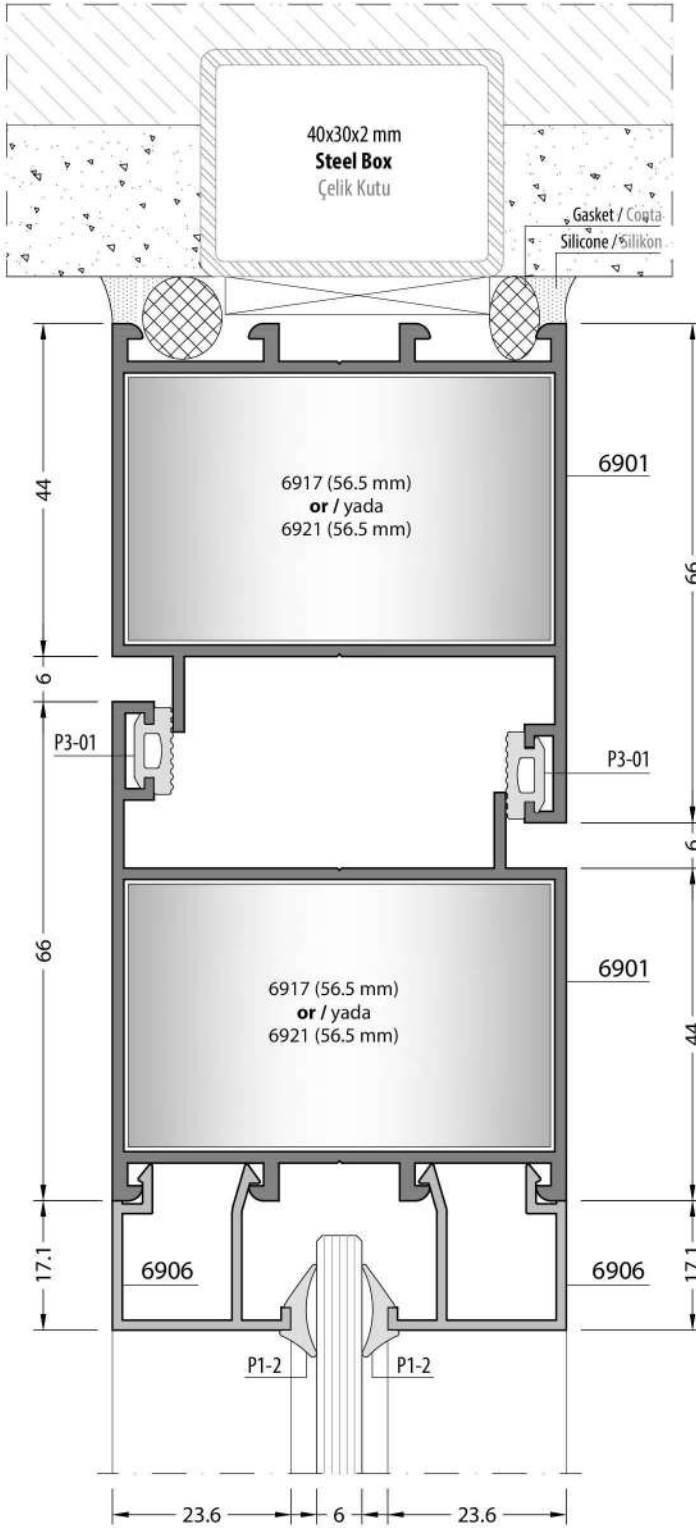
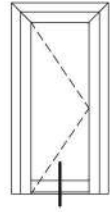
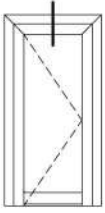
C60 WINDOW & DOOR SYSTEM / C60 KAPI & PENCERE SİSTEMİ



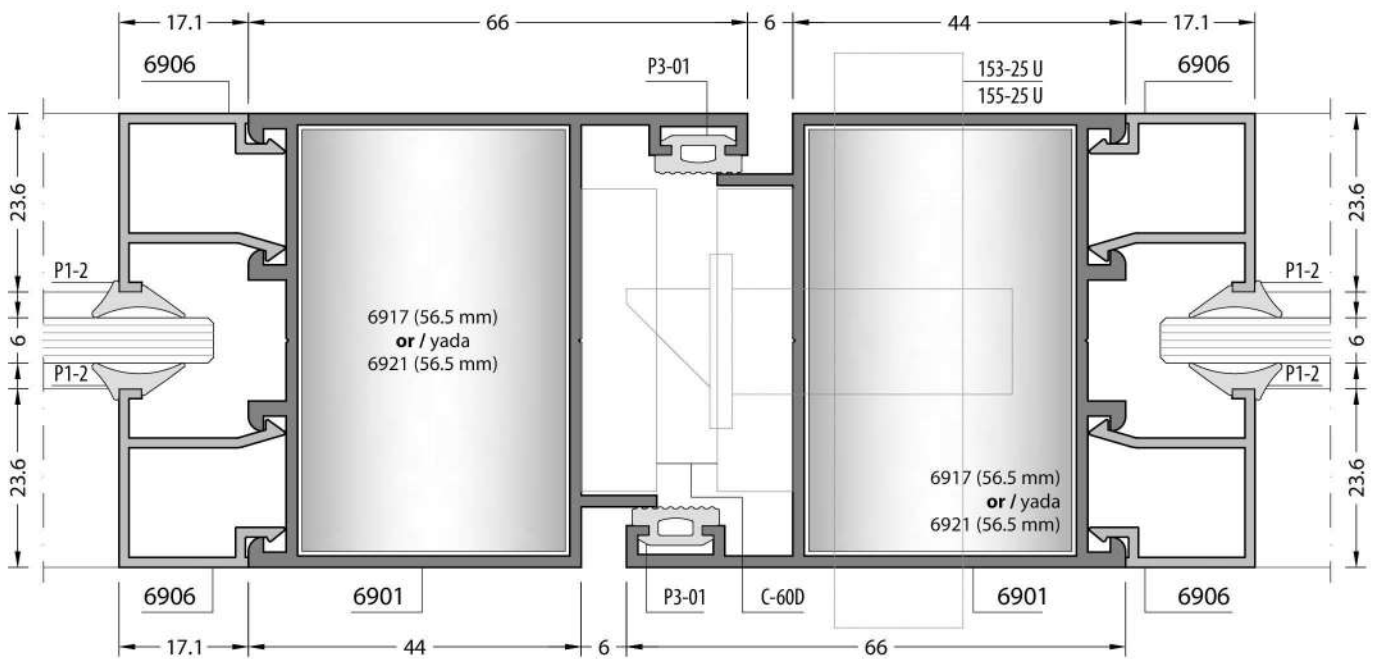
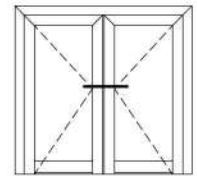
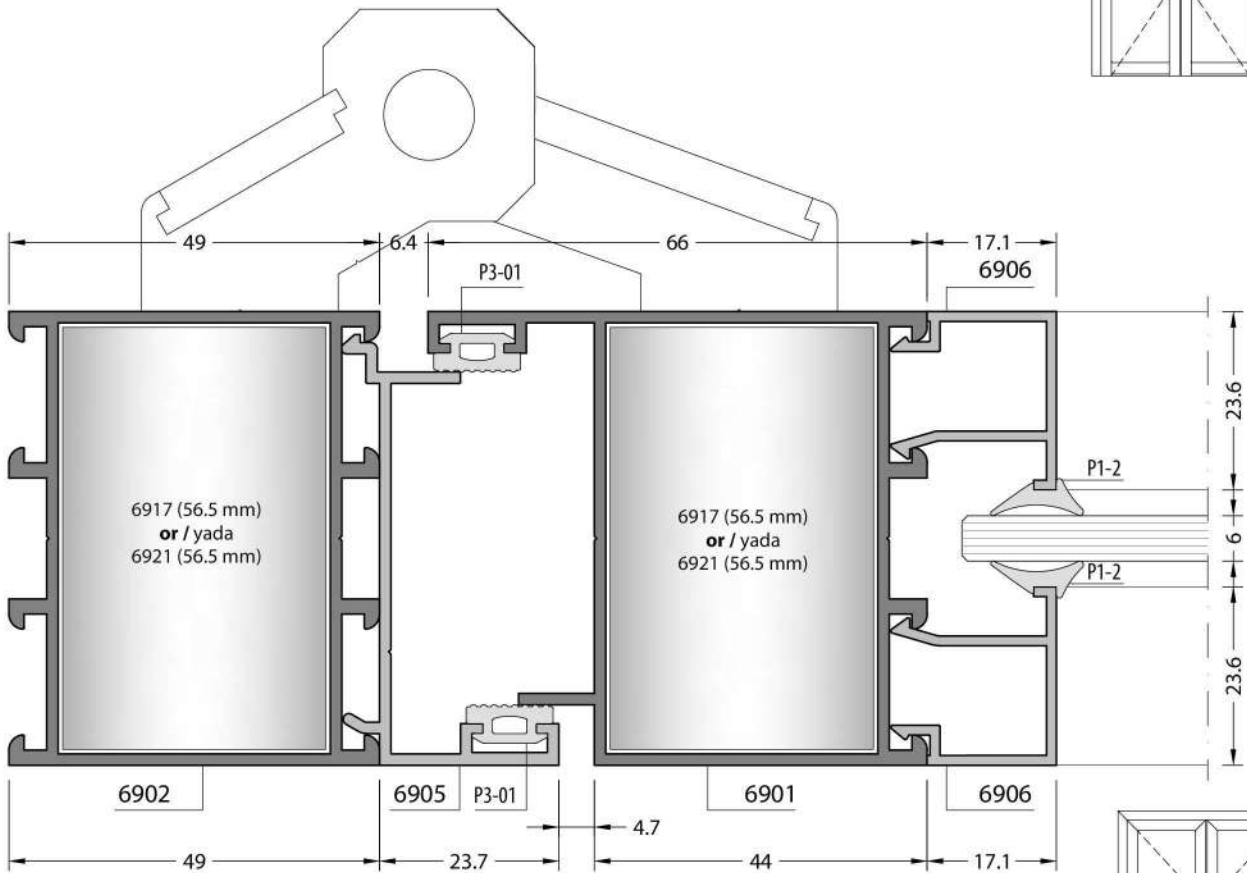
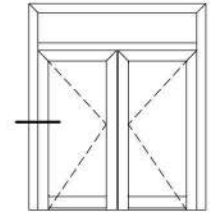
C60 WINDOW & DOOR SYSTEM / C60 KAPI & PENCERE SİSTEMİ




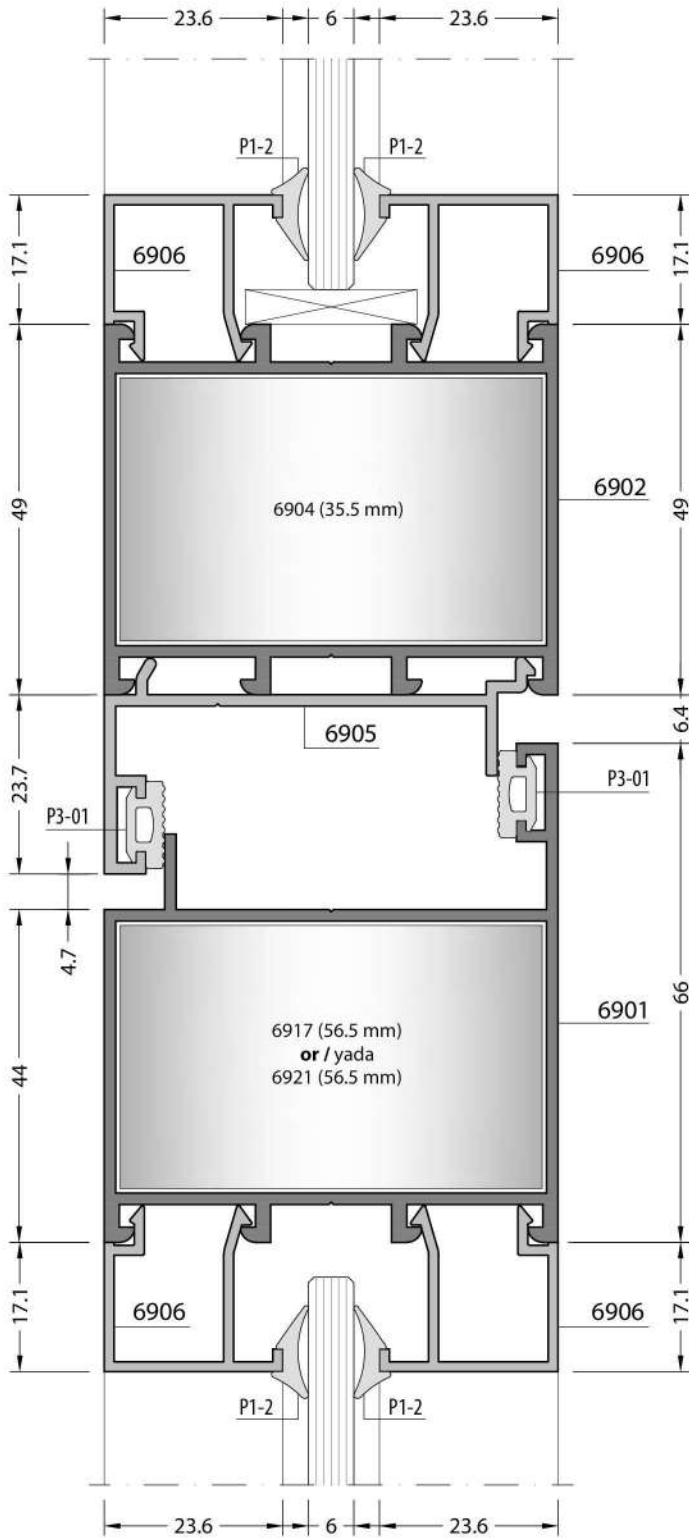
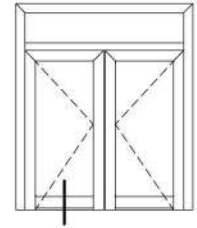
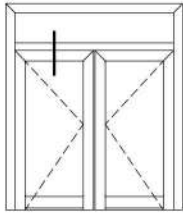
C60 WINDOW & DOOR SYSTEM / C60 KAPI & PENCERE SİSTEMİ



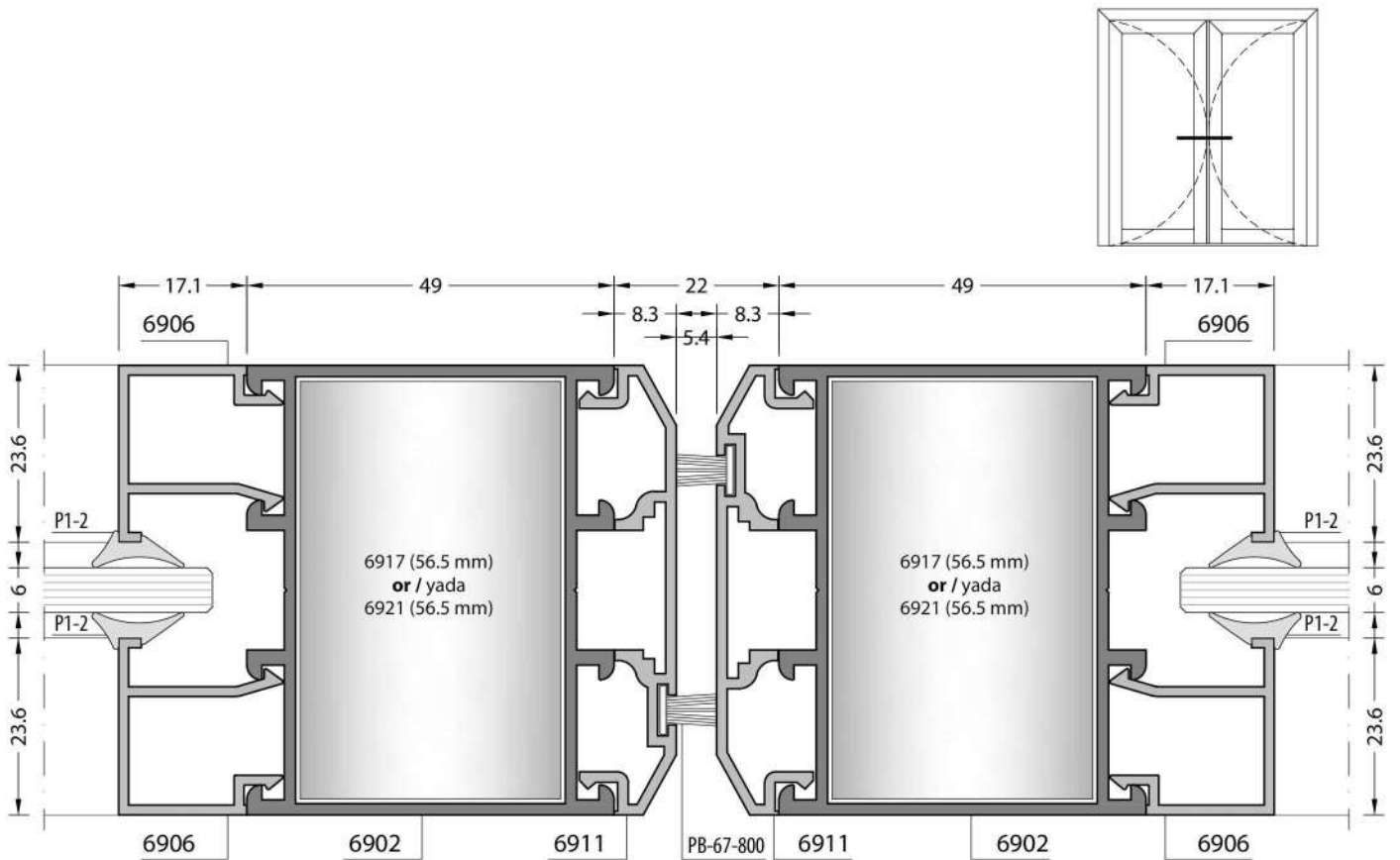
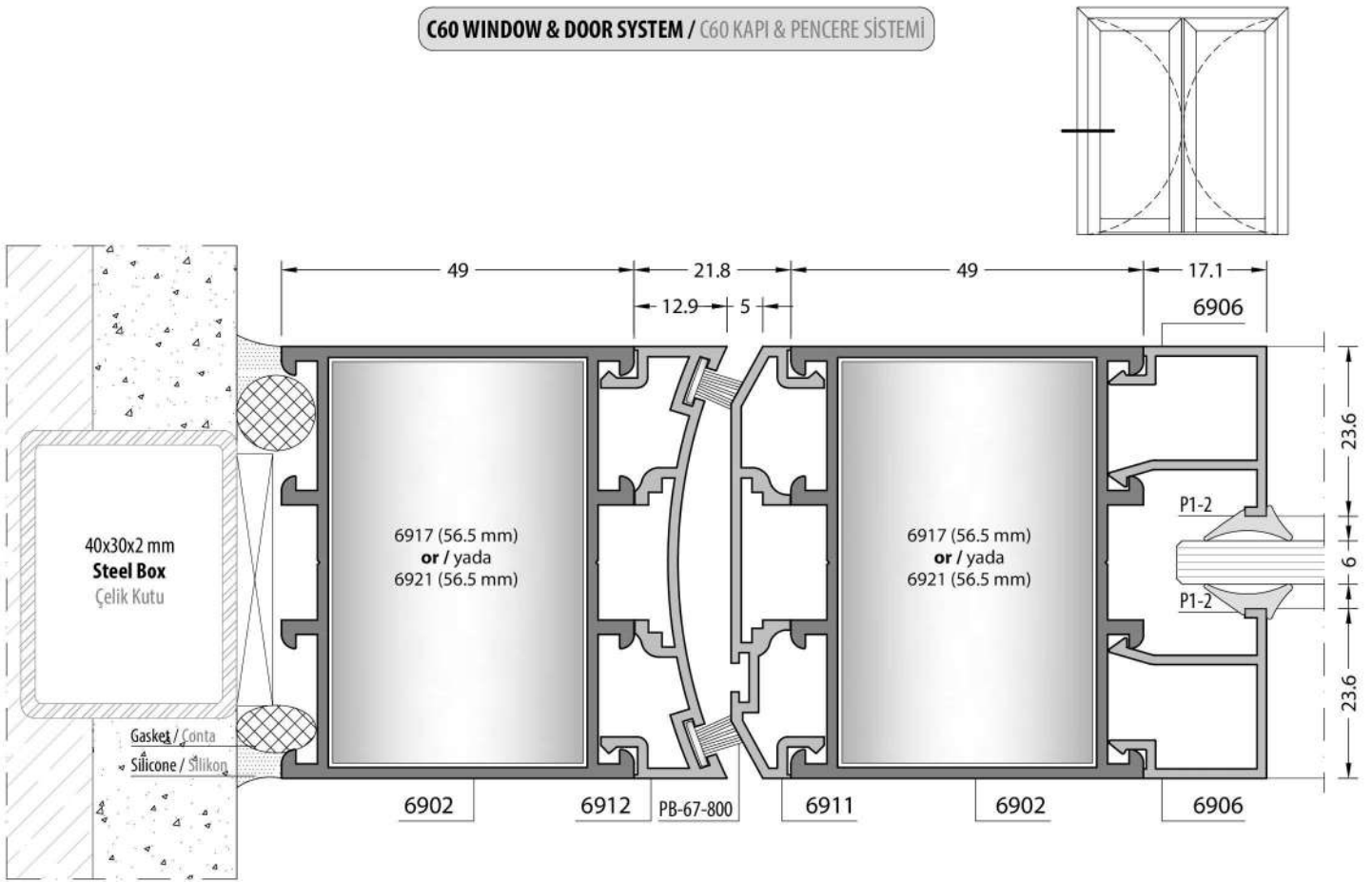
C60 WINDOW & DOOR SYSTEM / C60 KAPI & PENCERE SİSTEMİ



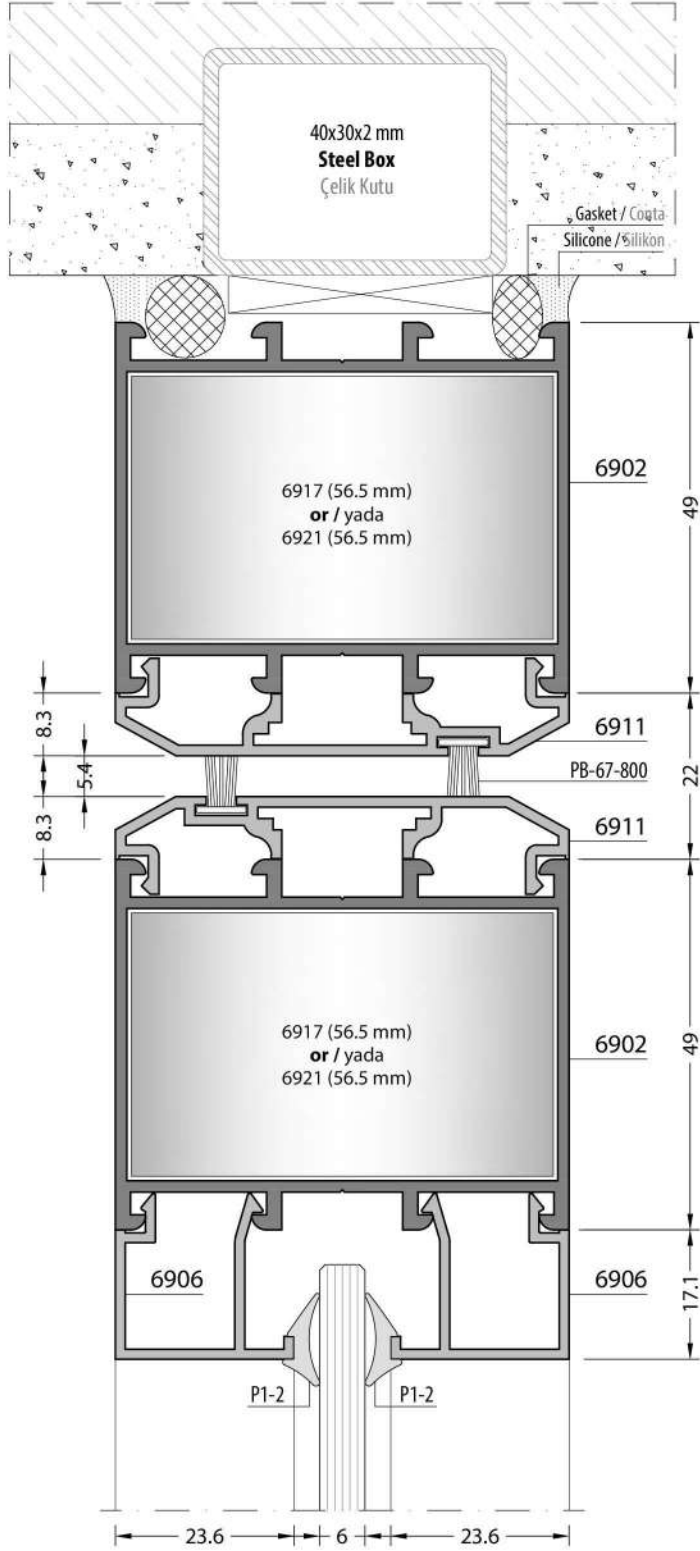
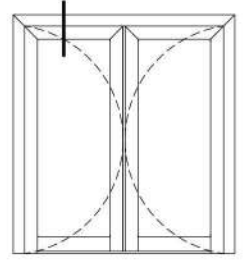
C60 WINDOW & DOOR SYSTEM / C60 KAPI & PENCERE SİSTEMİ




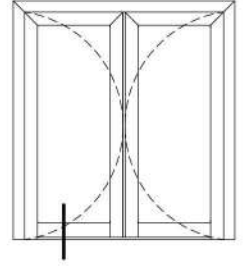
C60 WINDOW & DOOR SYSTEM / C60 KAPI & PENCERE SİSTEMİ



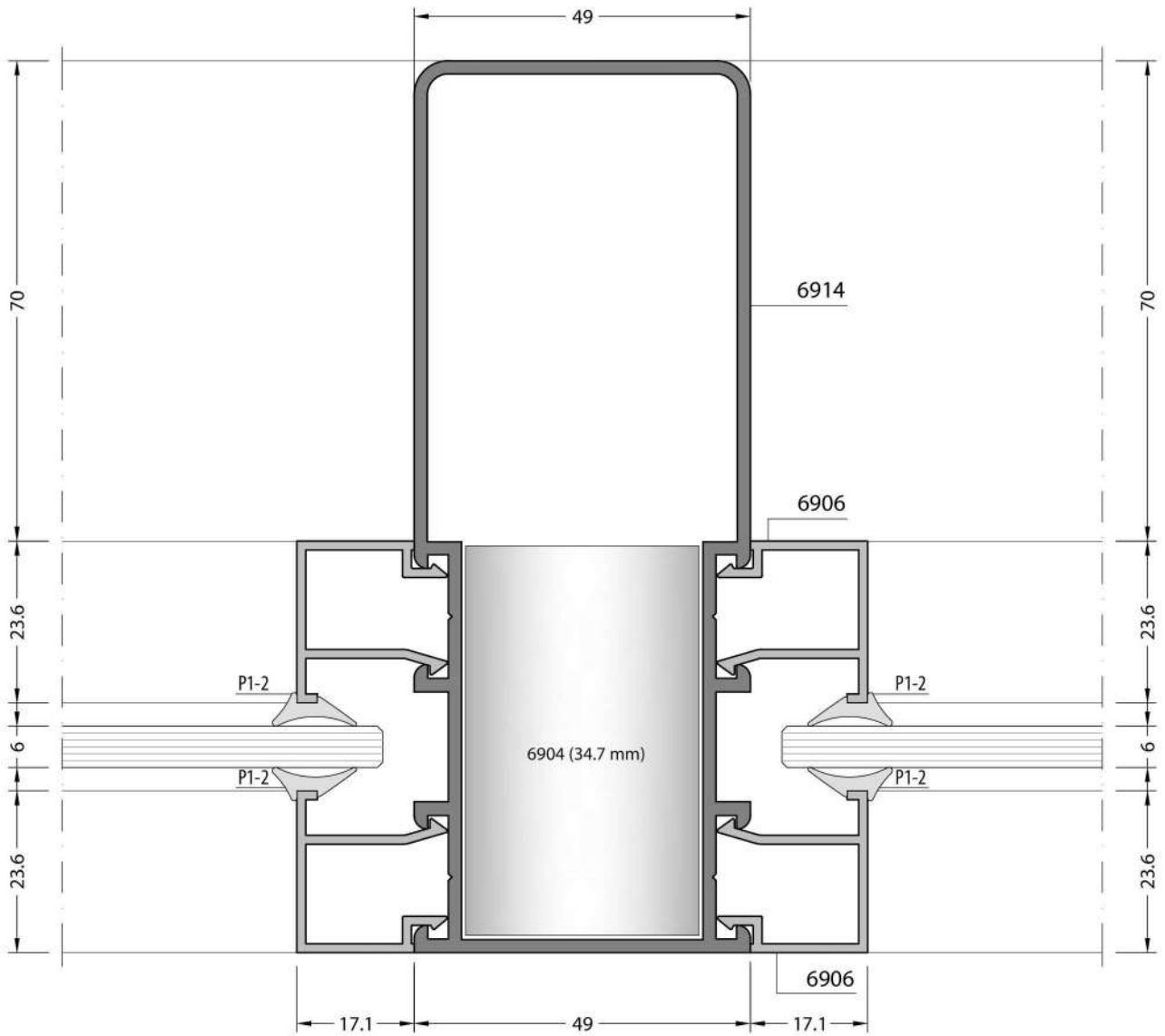
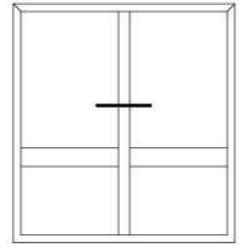
C60 WINDOW & DOOR SYSTEM / C60 KAPI & PENCERE SİSTEMİ



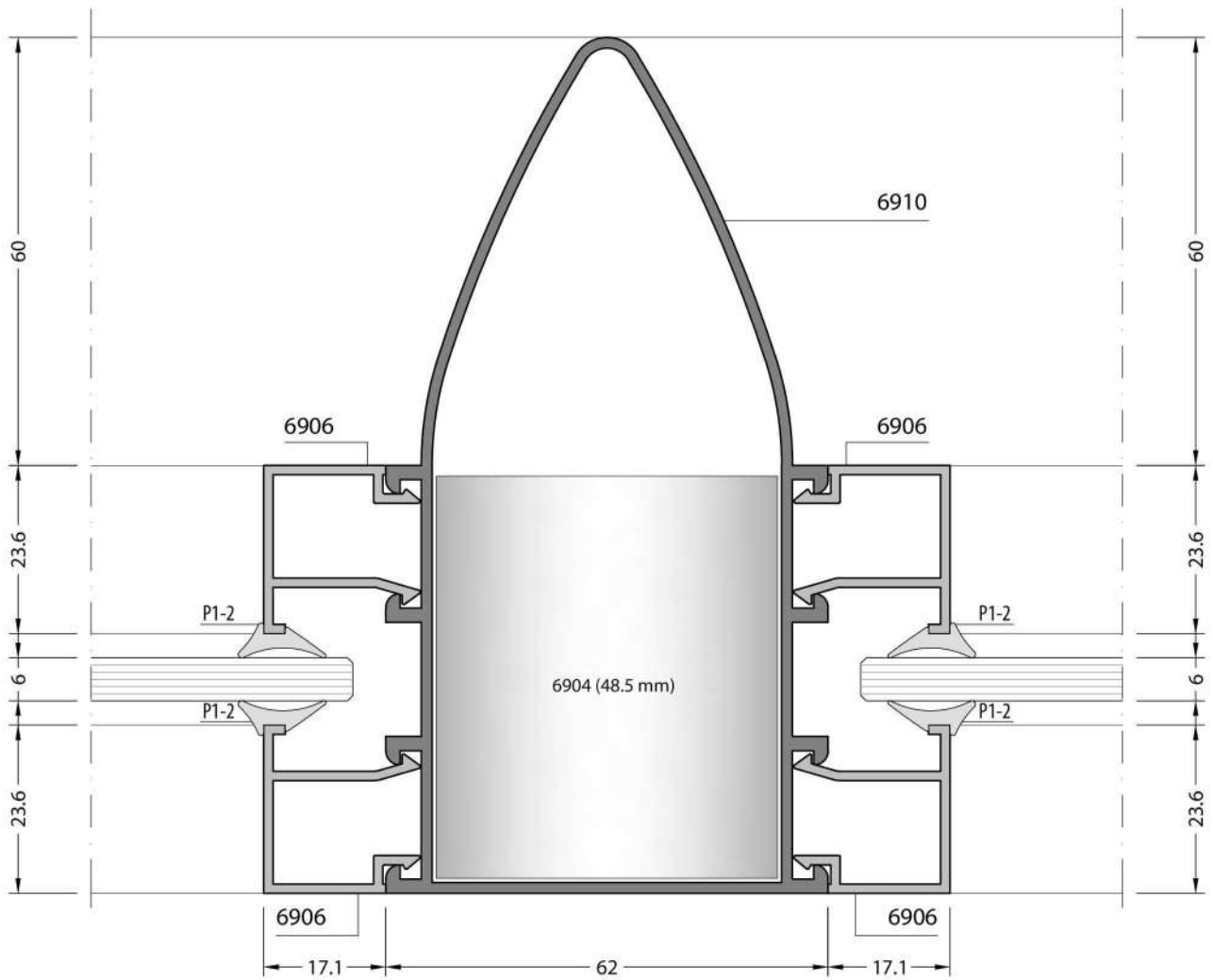
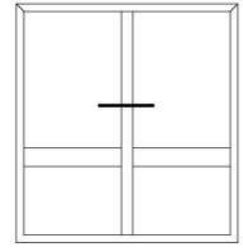
C60 WINDOW & DOOR SYSTEM / C60 KAPI & PENCERE SİSTEMİ



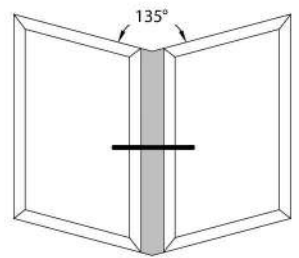
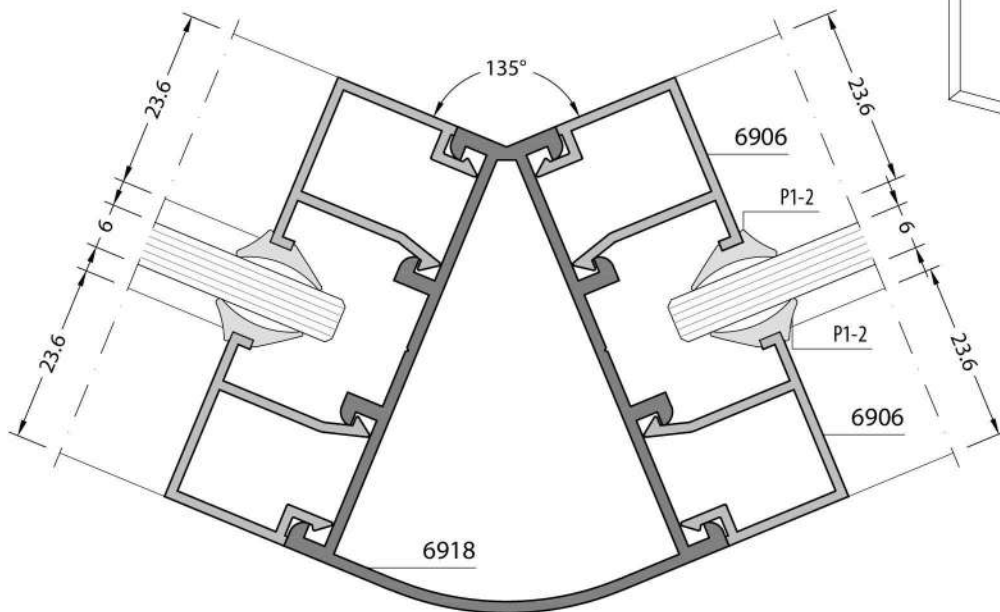
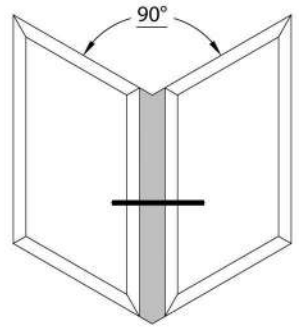
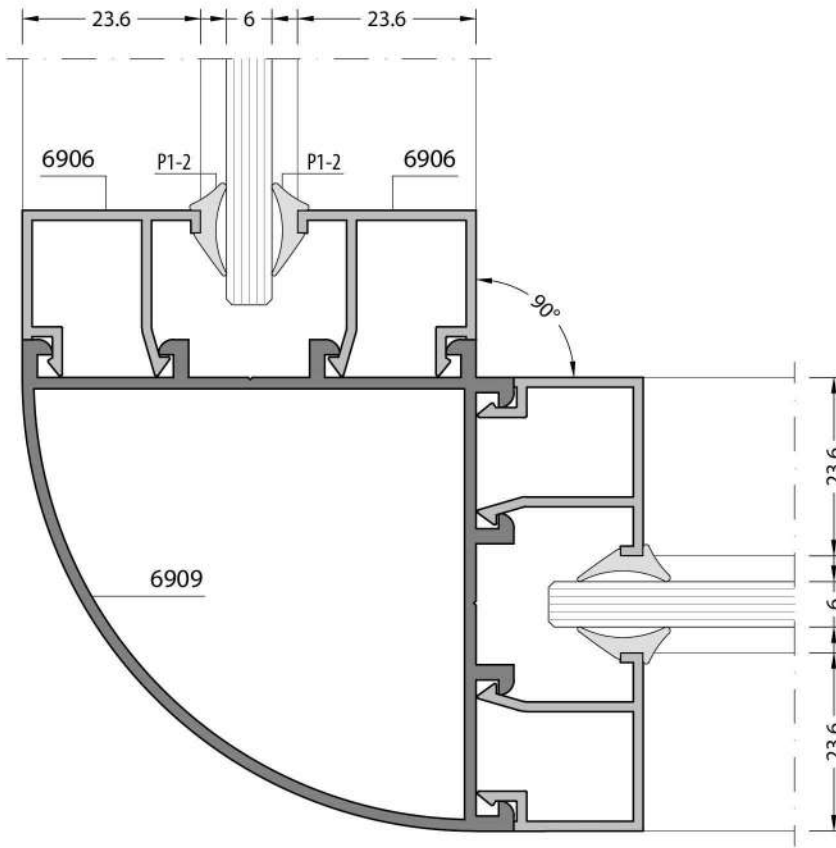
C60 WINDOW & DOOR SYSTEM / C60 KAPI & PENCERE SİSTEMİ



C60 WINDOW & DOOR SYSTEM / C60 KAPI & PENCERE SİSTEMİ


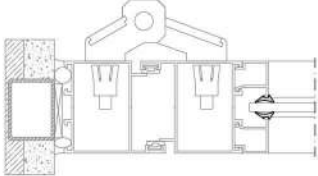

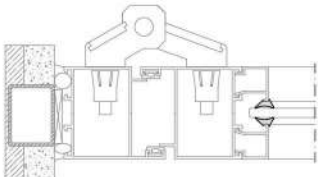

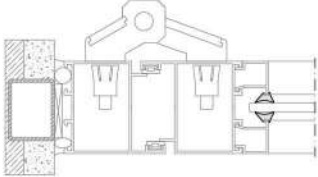



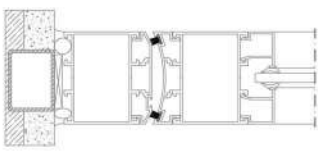
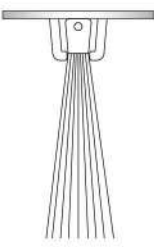



C60 WINDOW & DOOR SYSTEM / C60 KAPI & PENCERE SİSTEMİ




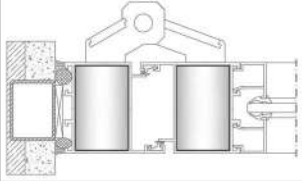

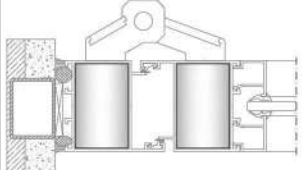

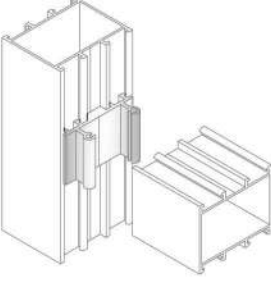




## C60 WINDOW &amp; DOOR SYSTEM / C60 KAPI &amp; PENCERE SİSTEMİ

## GASKETS / FİTİLLER

CODE / KOD	DRAWING / ÇİZİM	APPLICATION / UYGULAMA	DESCRIPTION AÇIKLAMA	MATERIAL MALZEME	IN ONE PACKAGE PAKET MIKTARI
P1-2			<b>GLASS GASKET</b> CAM FİTİLİ	EPDM	100 m
P1-3			<b>GLASS GASKET</b> CAM FİTİLİ	EPDM	100 m
P1-4			<b>GLASS GASKET</b> CAM FİTİLİ	EPDM	100 m
P3-01			<b>GASKET</b> BİNİ FİTİLİ	EPDM	100 m
PB-67-800			<b>BRUSH</b> FİRÇA	-	300 m
AKF-195B			<b>BRUSH FOR DOOR</b> KAPI ALTI FİRÇASI	-	1 m

## C60 WINDOW &amp; DOOR SYSTEM / C60 KAPI &amp; PENCERE SİSTEMİ

## CONNECTIONS / BAĞLANTILAR

PACKAGE CODE PAKET KODU	DRAWING ÇİZİM	APPLICATION UYGULAMA	PROFILE CODE PROFİL KOD	CUTTING SIZE KESİM ÖLÇÜSÜ	APPLICATION PROFILES ÇALIŞTIĞI PROFİLLER
<b>6917</b> (56.5 mm)			6917	56.5 mm	6901 6901i 6902 6902i 6908
<b>6921</b> (56.5 mm)			6921	56.5 mm	6901 6901i 6902 6902i 6908
<b>6904</b> (34.7 mm)			6904	34.7 mm	6914
<b>6904</b> (35.5 mm)			6904	35.5 mm	6902 6902i
<b>6904</b> (48.5 mm)			6904	48.5 mm	6910
<b>6904</b> (55.9 mm)			6904	55.9 mm	6903 6930i
<b>6904</b> (84.5 mm)			6904	84.5 mm	6908

## C60 WINDOW &amp; DOOR SYSTEM / C60 KAPI &amp; PENCERE SİSTEMİ

## ACCESSORIES / AKSESUARLAR

PACKAGE CODE PAKET KOD	DRAWING ÇİZİM	DESCRIPTION AÇIKLAMA
C-60Y		<b>DOOR HINGE</b> KAPI MENTEŞESİ
C-60		<b>DOOR HINGE</b> KAPI MENTEŞESİ
153-25U		<b>MORTISE LOCK</b> DİLLİ KİLİT
155-25U		<b>MORTISE LOCK (WITH ROLLER)</b> MAKARALI KİLİT
C-60D		<b>STRIKER MORTISE LOCK</b> DİLLİ KİLİT KARŞILIĞI
C-60M		<b>STRIKER ROLLER LOCK</b> MAKARALI KİLİT KARŞILIĞI
2213		<b>BOLT FOR DOORS</b> KAPI ALT - ÜST KİLİTLEME

PACKAGE CODE PAKET KOD	DRAWING ÇİZİM	DESCRIPTION AÇIKLAMA
İÇEL 33		<b>SWINGING DOOR HINGE</b> ÇARPMA KAPI MENTEŞESİ
İÇEL 36		<b>SWINGING DOOR HINGE</b> ÇARPMA KAPI MENTEŞESİ
AK-604		<b>METAL MIDDLE JOINT</b> METAL ORTA KAYIT BAĞLANTI
AK-2020		<b>PULL HANDLE</b> ÇEKME KOL
AK-60Y		<b>PULL HANDLE</b> ÇEKME KOL
AK-2025		<b>PULL HANDLE</b> ÇEKME KOL 10-124-025 Pipe Profile / Boru Profil

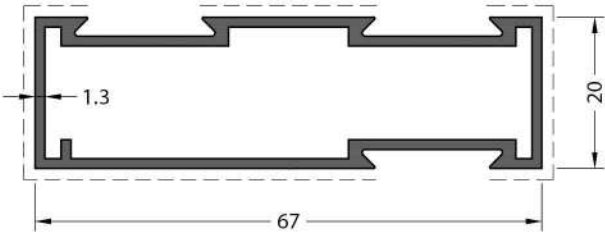


**TUBA SLIDING**  
TUBA SÜRME

**SMALL TUBA SLIDING**  
KÜÇÜK TUBA SÜRME

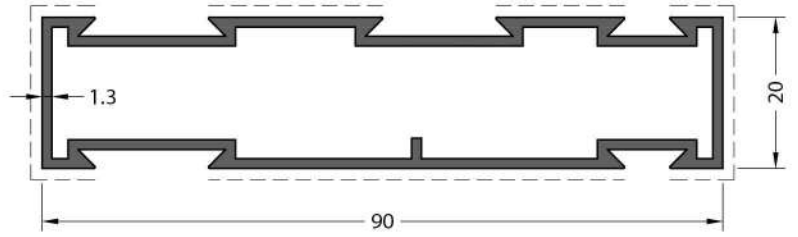
**BIG TUBA SLIDING**  
BÜYÜK TUBA SÜRME

SMALL TUBA SLIDING / KÜÇÜK TUBA SÜRME



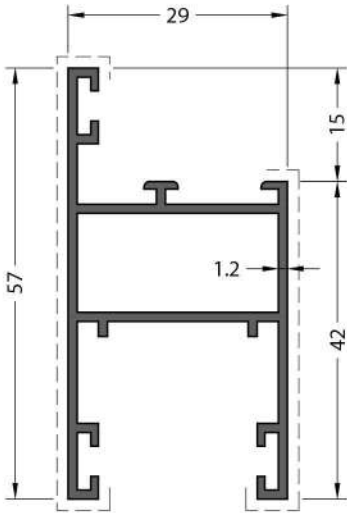
**CODE / KOD**  
**1201**

**THEORETICAL WEIGHT kg/m**  
TEORİK AĞIRLIK kg/m  
**0.703**



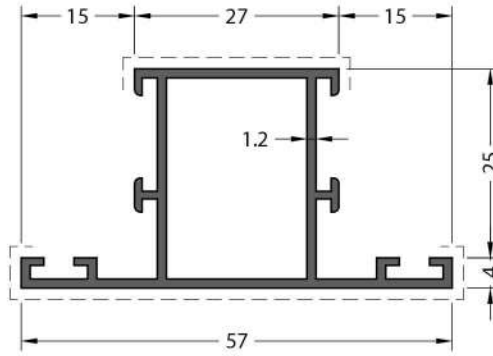
**CODE / KOD**  
**1220**

**THEORETICAL WEIGHT kg/m**  
TEORİK AĞIRLIK kg/m  
**0.935**



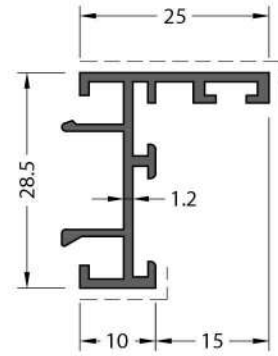
**CODE / KOD**  
**1202**

**THEORETICAL WEIGHT kg/m**  
TEORİK AĞIRLIK kg/m  
**0.613**



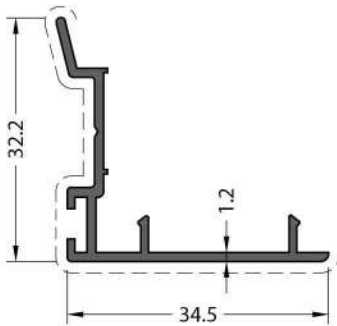
**CODE / KOD**  
**1209**

**THEORETICAL WEIGHT kg/m**  
TEORİK AĞIRLIK kg/m  
**0.546**



**CODE / KOD**  
**1205**

**THEORETICAL WEIGHT kg/m**  
TEORİK AĞIRLIK kg/m  
**0.321**



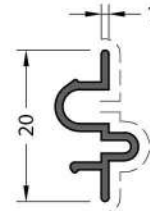
**CODE / KOD**  
**1206**

**THEORETICAL WEIGHT kg/m**  
TEORİK AĞIRLIK kg/m  
**0.272**



**CODE / KOD**  
**1207**

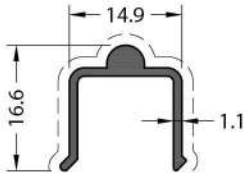
**THEORETICAL WEIGHT kg/m**  
TEORİK AĞIRLIK kg/m  
**0.168**



**CODE / KOD**  
**1224**

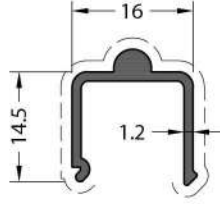
**THEORETICAL WEIGHT kg/m**  
TEORİK AĞIRLIK kg/m  
**0.110**

SMALL TUBA SLIDING / KÜÇÜK TUBA SÜRME



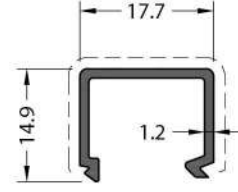
**CODE / KOD**  
**1204**

**THEORETICAL WEIGHT kg/m**  
TEORİK AĞIRLIK kg/m  
**0.149**



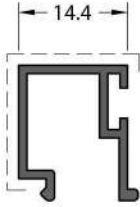
**CODE / KOD**  
**1223**

**THEORETICAL WEIGHT kg/m**  
TEORİK AĞIRLIK kg/m  
**0.173**



**CODE / KOD**  
**1241**

**THEORETICAL WEIGHT kg/m**  
TEORİK AĞIRLIK kg/m  
**0.155**



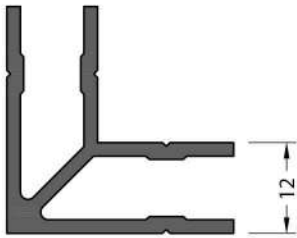
**CODE / KOD**  
**1203**

**THEORETICAL WEIGHT kg/m**  
TEORİK AĞIRLIK kg/m  
**0.177**



**CODE / KOD**  
**1208**

**THEORETICAL WEIGHT kg/m**  
TEORİK AĞIRLIK kg/m  
**0.133**



**CODE / KOD**  
**1211**

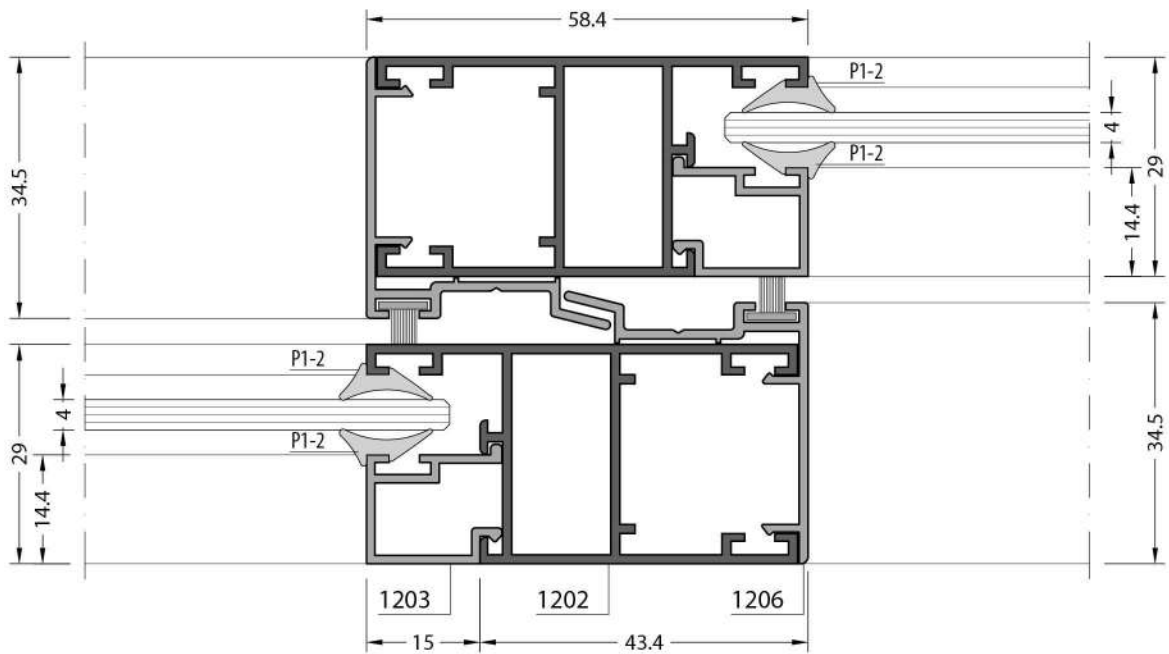
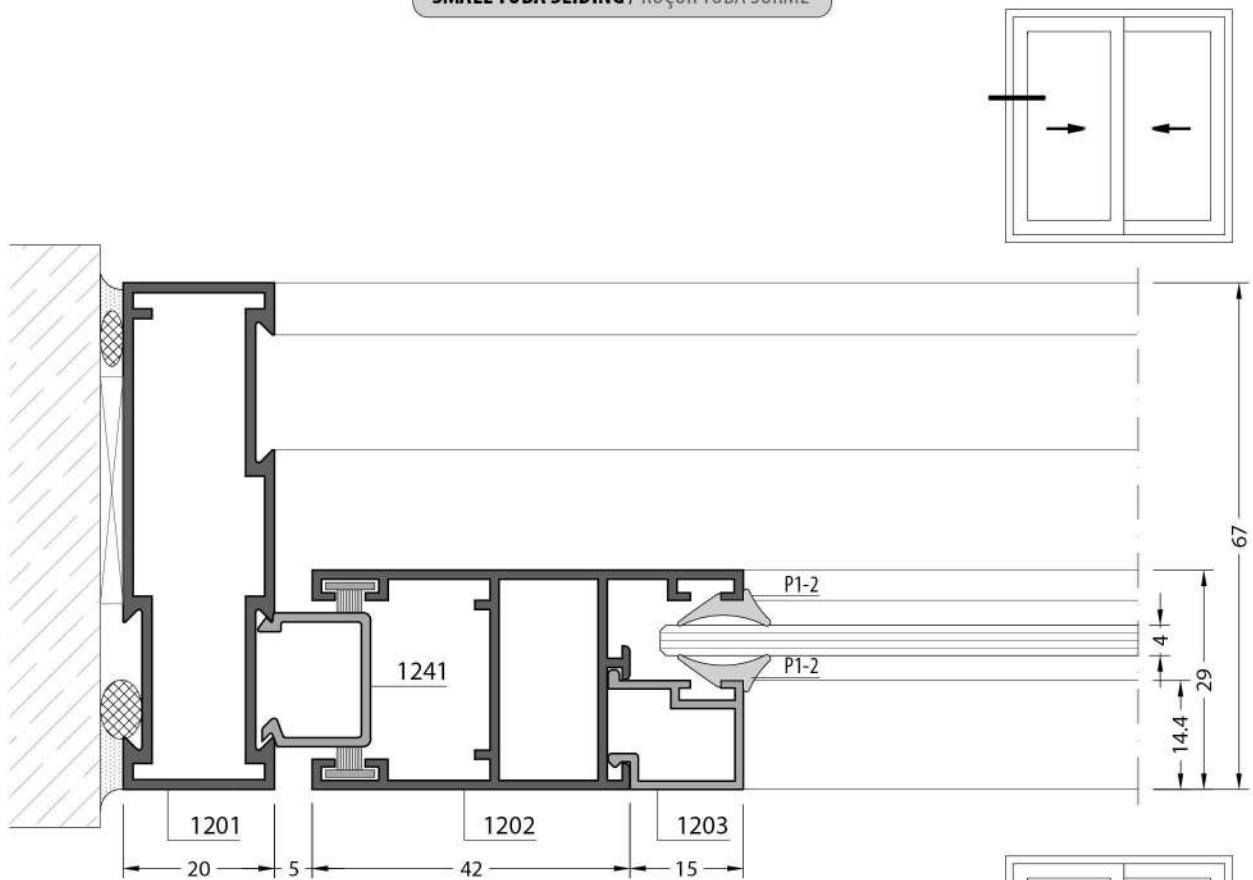
**THEORETICAL WEIGHT kg/m**  
TEORİK AĞIRLIK kg/m  
**0.551**



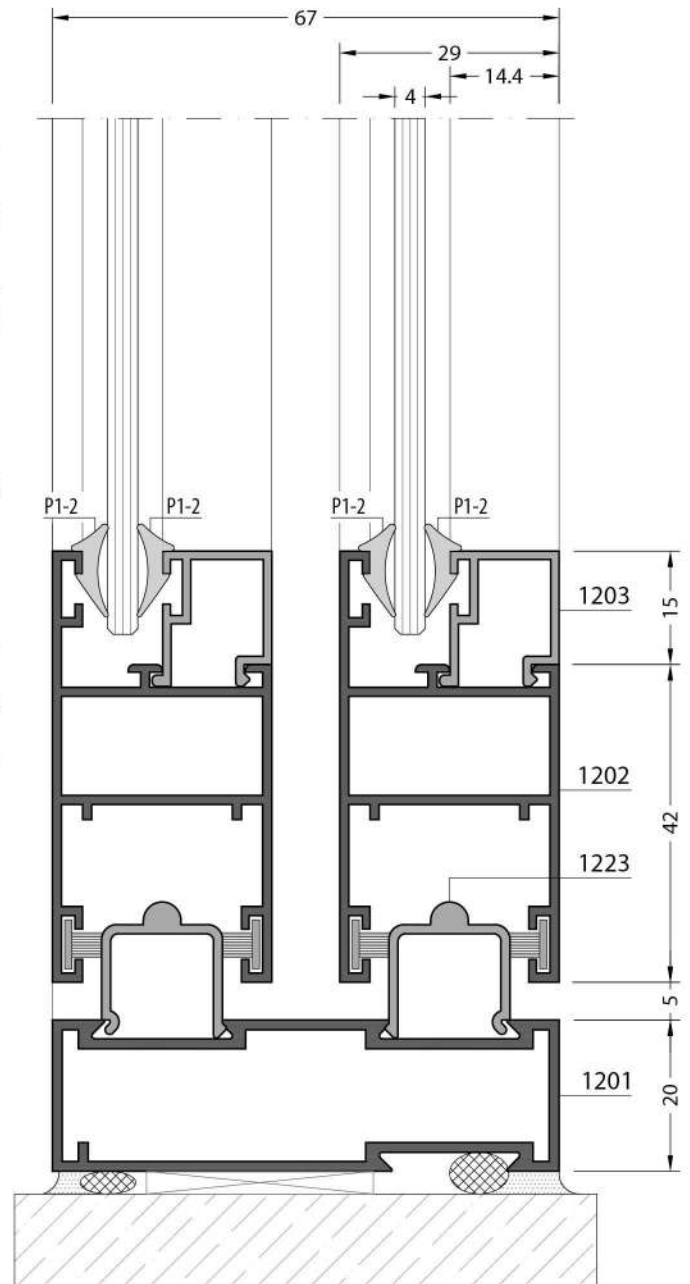
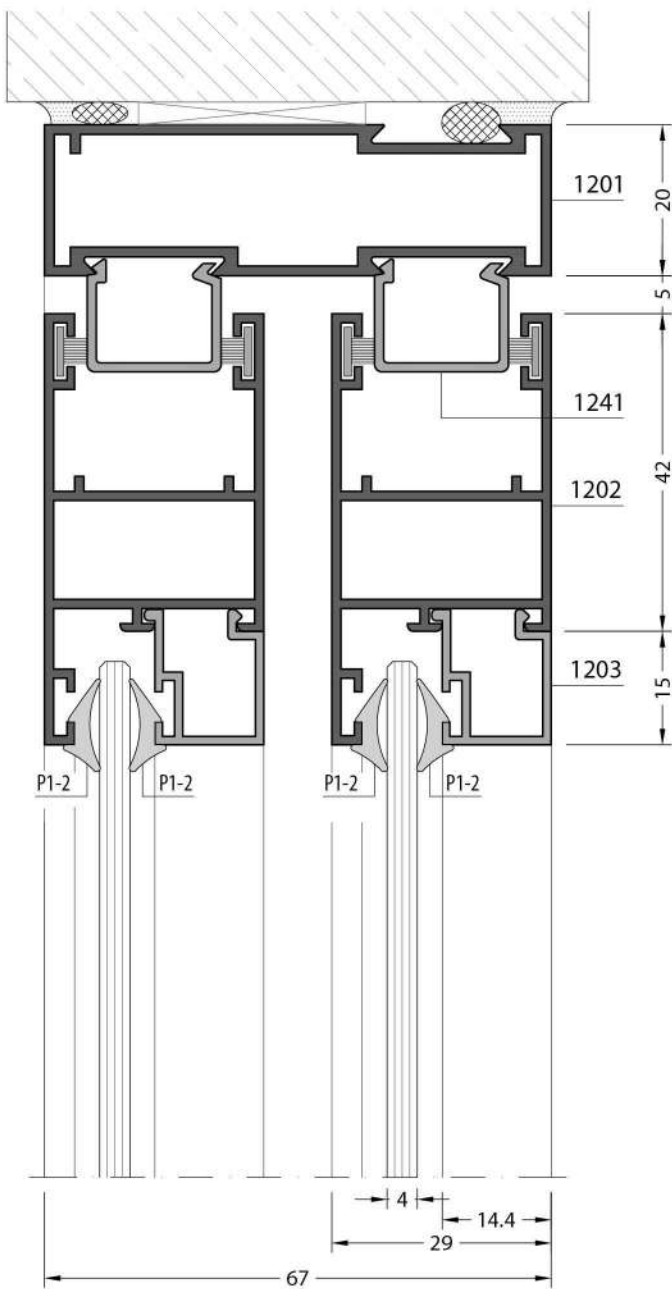
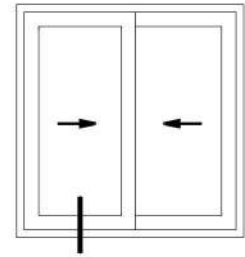
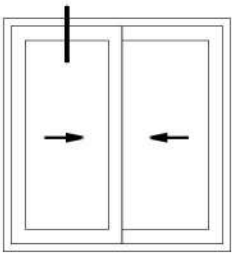
**CODE / KOD**  
**1210**

**THEORETICAL WEIGHT kg/m**  
TEORİK AĞIRLIK kg/m  
**0.353**

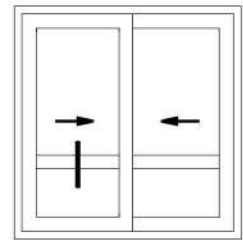
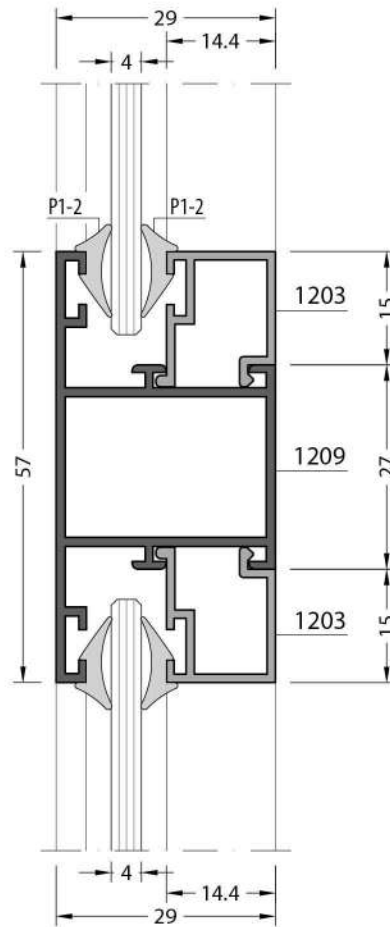
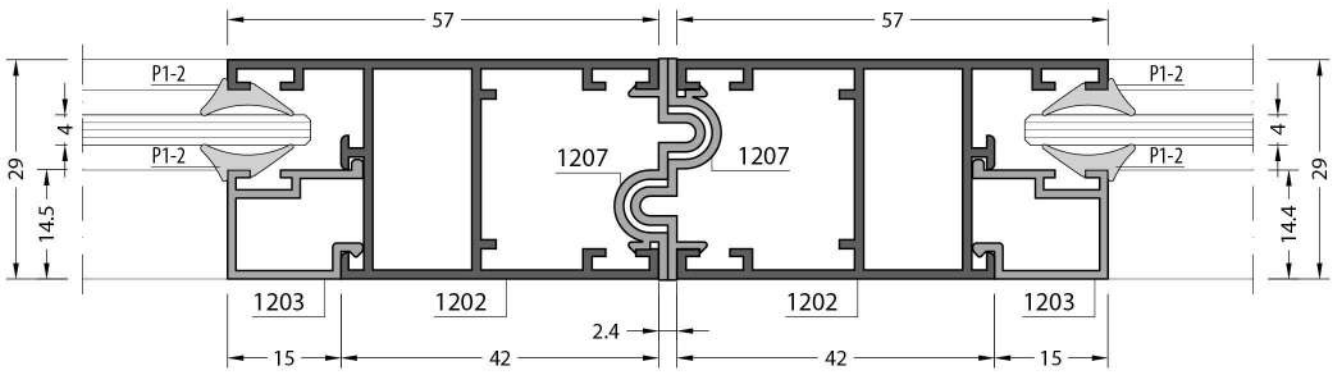
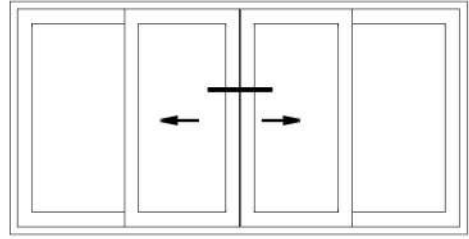
SMALL TUBA SLIDING / KÜÇÜK TUBA SÜRME



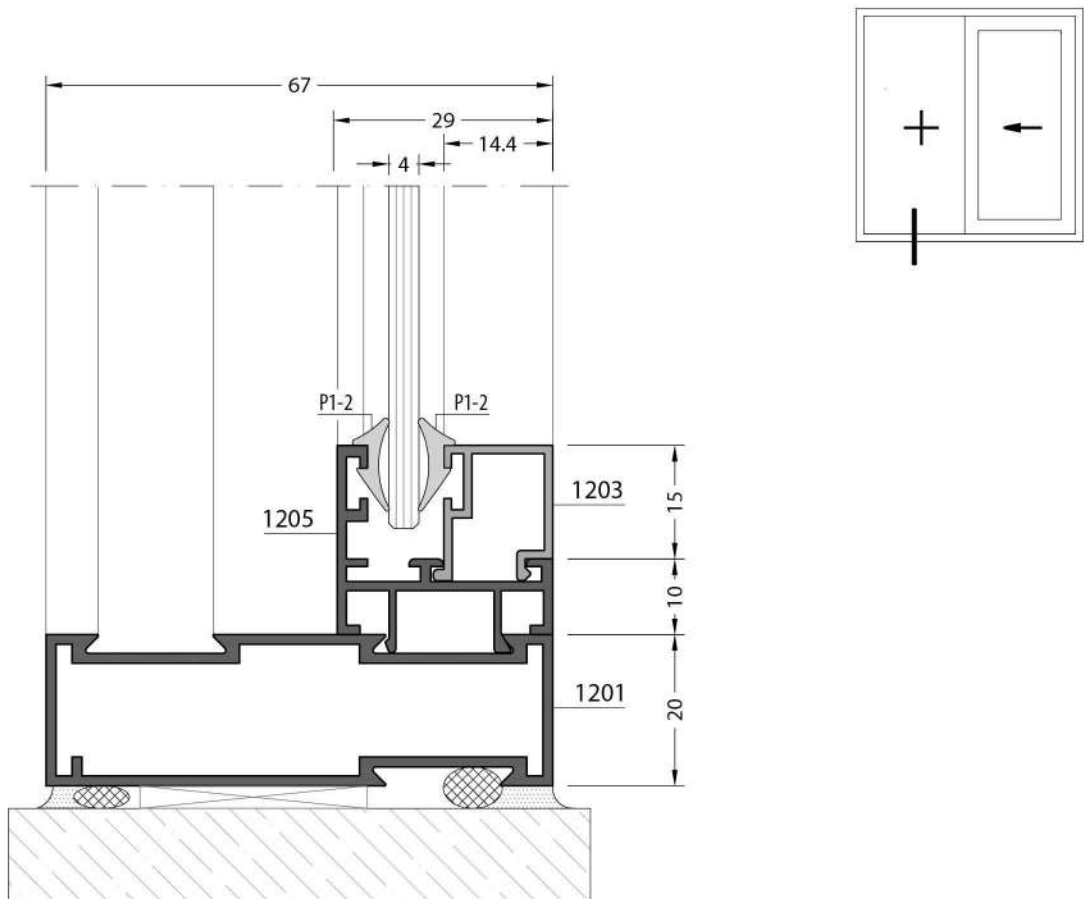
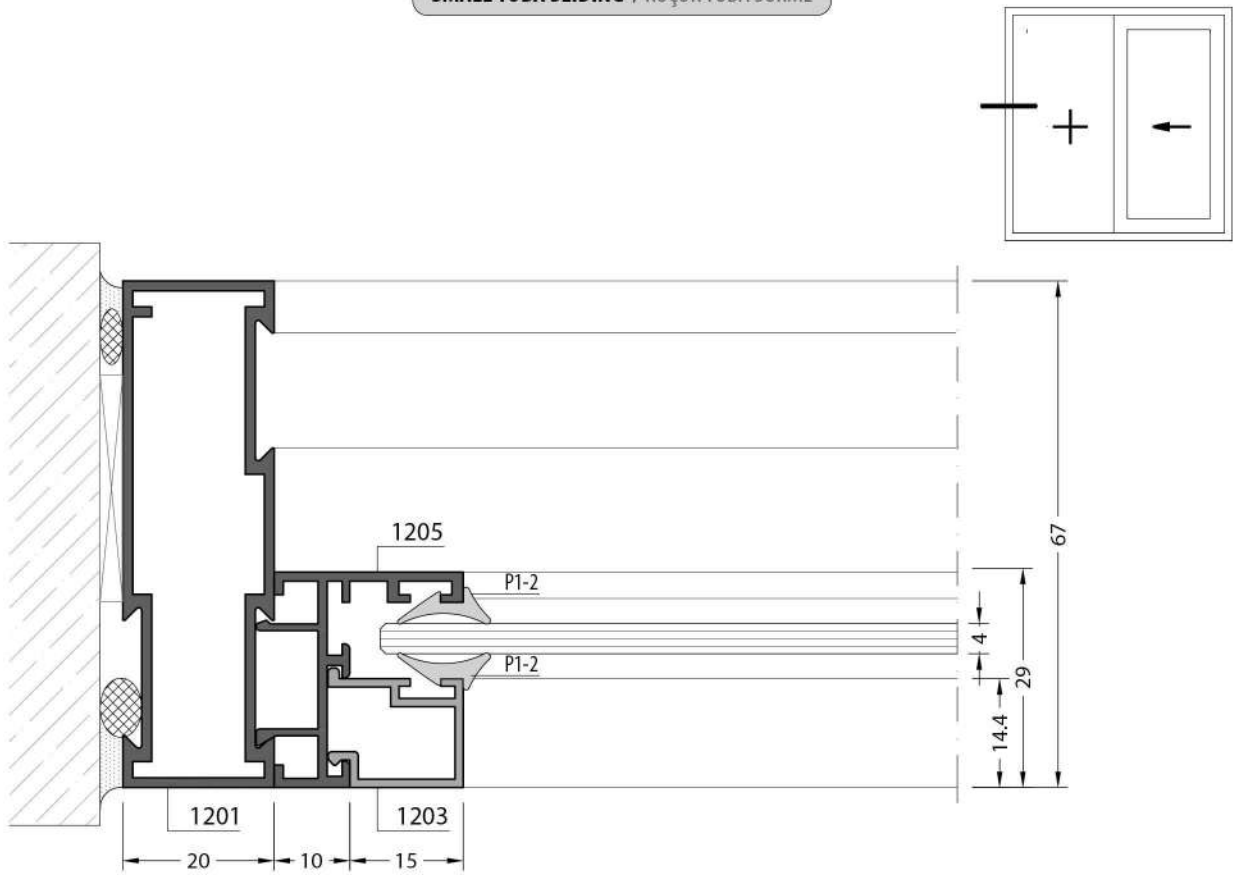
SMALL TUBA SLIDING / KÜÇÜK TUBA SÜRME



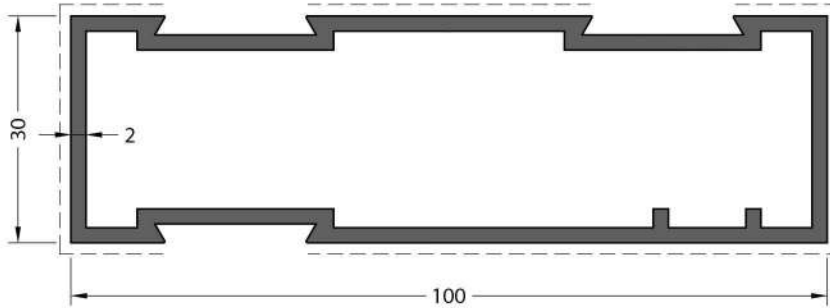
SMALL TUBA SLIDING / KÜÇÜK TUBA SÜRME



SMALL TUBA SLIDING / KÜÇÜK TUBA SÜRME

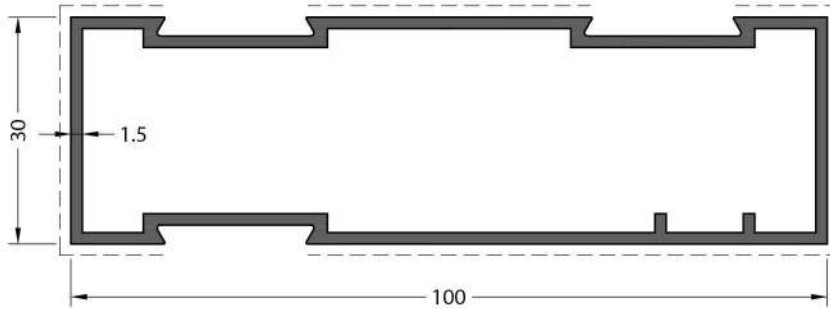


**BIG TUBA SLIDING / BÜYÜK TUBA SÜRME**



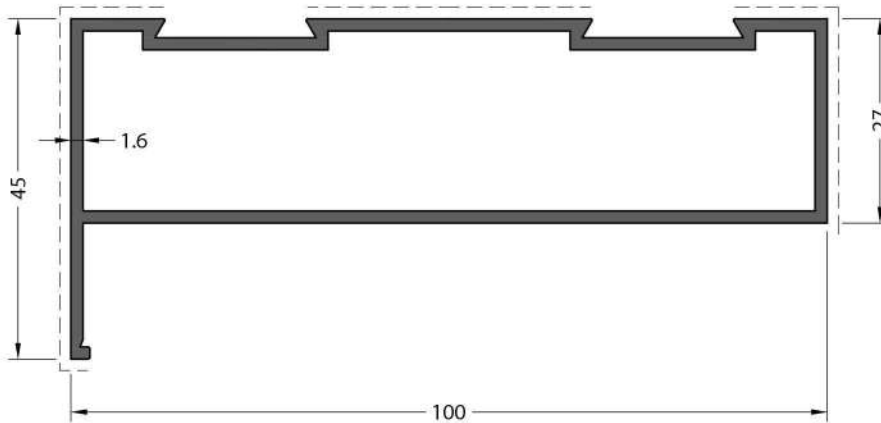
**CODE / KOD**  
**1212**

**THEORETICAL WEIGHT kg/m**  
TEORİK AĞIRLIK kg/m  
**1.511**



**CODE / KOD**  
**1219**

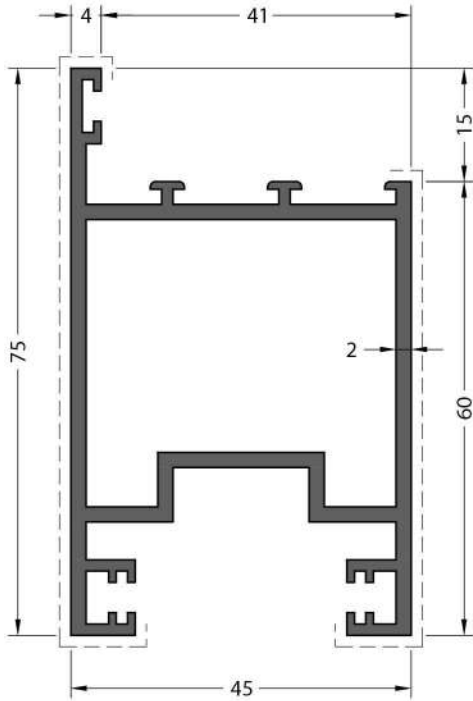
**THEORETICAL WEIGHT kg/m**  
TEORİK AĞIRLIK kg/m  
**1.140**



**CODE / KOD**  
**1237**

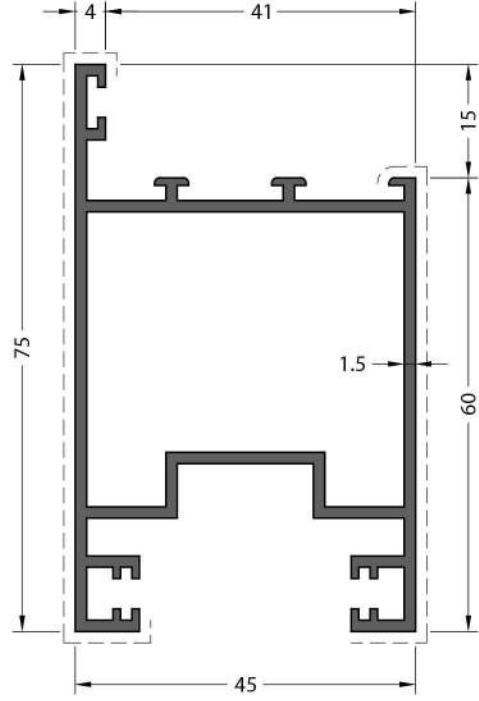
**THEORETICAL WEIGHT kg/m**  
TEORİK AĞIRLIK kg/m  
**1.213**

BIG TUBA SLIDING / BÜYÜK TUBA SÜRME



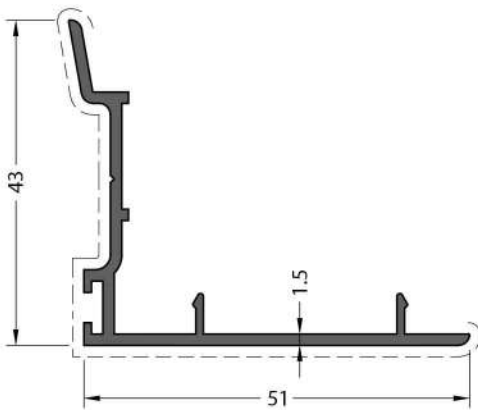
**CODE / KOD**  
**1213**

**THEORETICAL WEIGHT kg/m**  
TEORİK AĞIRLIK kg/m  
**1.445**



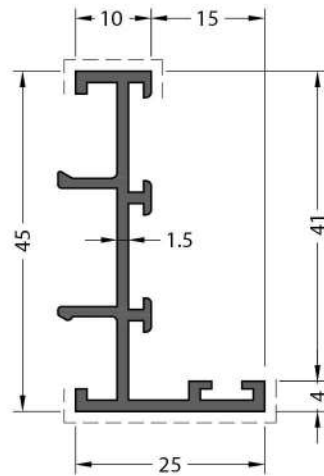
**CODE / KOD**  
**1238**

**THEORETICAL WEIGHT kg/m**  
TEORİK AĞIRLIK kg/m  
**1.164**



**CODE / KOD**  
**1217**

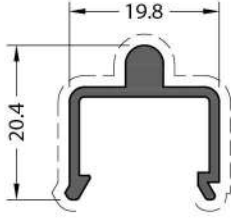
**THEORETICAL WEIGHT kg/m**  
TEORİK AĞIRLIK kg/m  
**0.444**



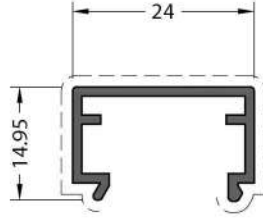
**CODE / KOD**  
**1216**

**THEORETICAL WEIGHT kg/m**  
TEORİK AĞIRLIK kg/m  
**0.456**

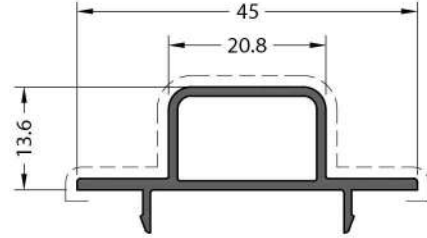
**BIG TUBA SLIDING / BÜYÜK TUBA SÜRME**



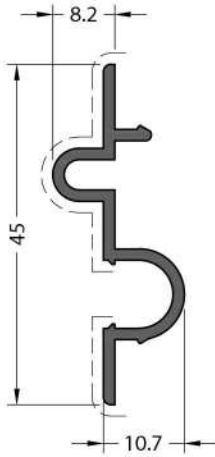
**CODE / KOD**  
**1215**      **THEORETICAL WEIGHT kg/m**  
TEORİK AĞIRLIK kg/m  
**0.241**



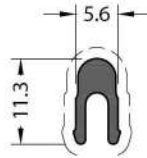
**CODE / KOD**  
**1236**      **THEORETICAL WEIGHT kg/m**  
TEORİK AĞIRLIK kg/m  
**0.206**



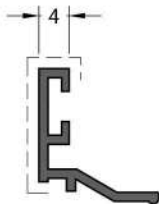
**CODE / KOD**  
**1240**      **THEORETICAL WEIGHT kg/m**  
TEORİK AĞIRLIK kg/m  
**0.329**



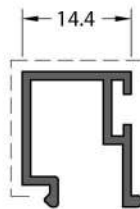
**CODE / KOD**  
**1218**      **THEORETICAL WEIGHT kg/m**  
TEORİK AĞIRLIK kg/m  
**0.305**



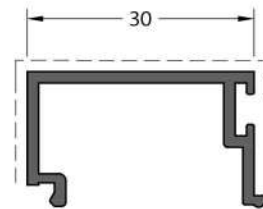
**CODE / KOD**  
**1225**      **THEORETICAL WEIGHT kg/m**  
TEORİK AĞIRLIK kg/m  
**0.103**



**CODE / KOD**  
**1208**      **THEORETICAL WEIGHT kg/m**  
TEORİK AĞIRLIK kg/m  
**0.133**

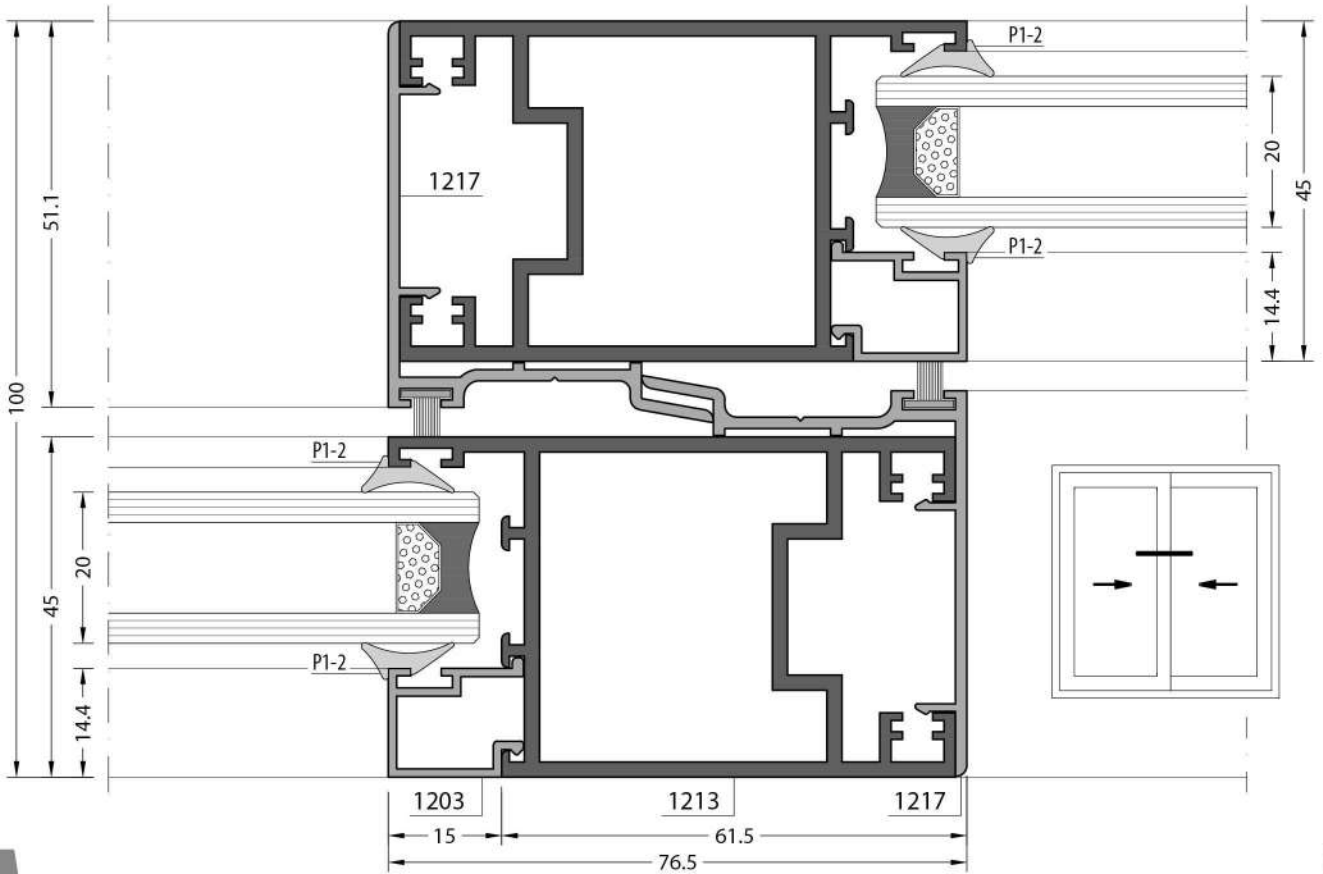
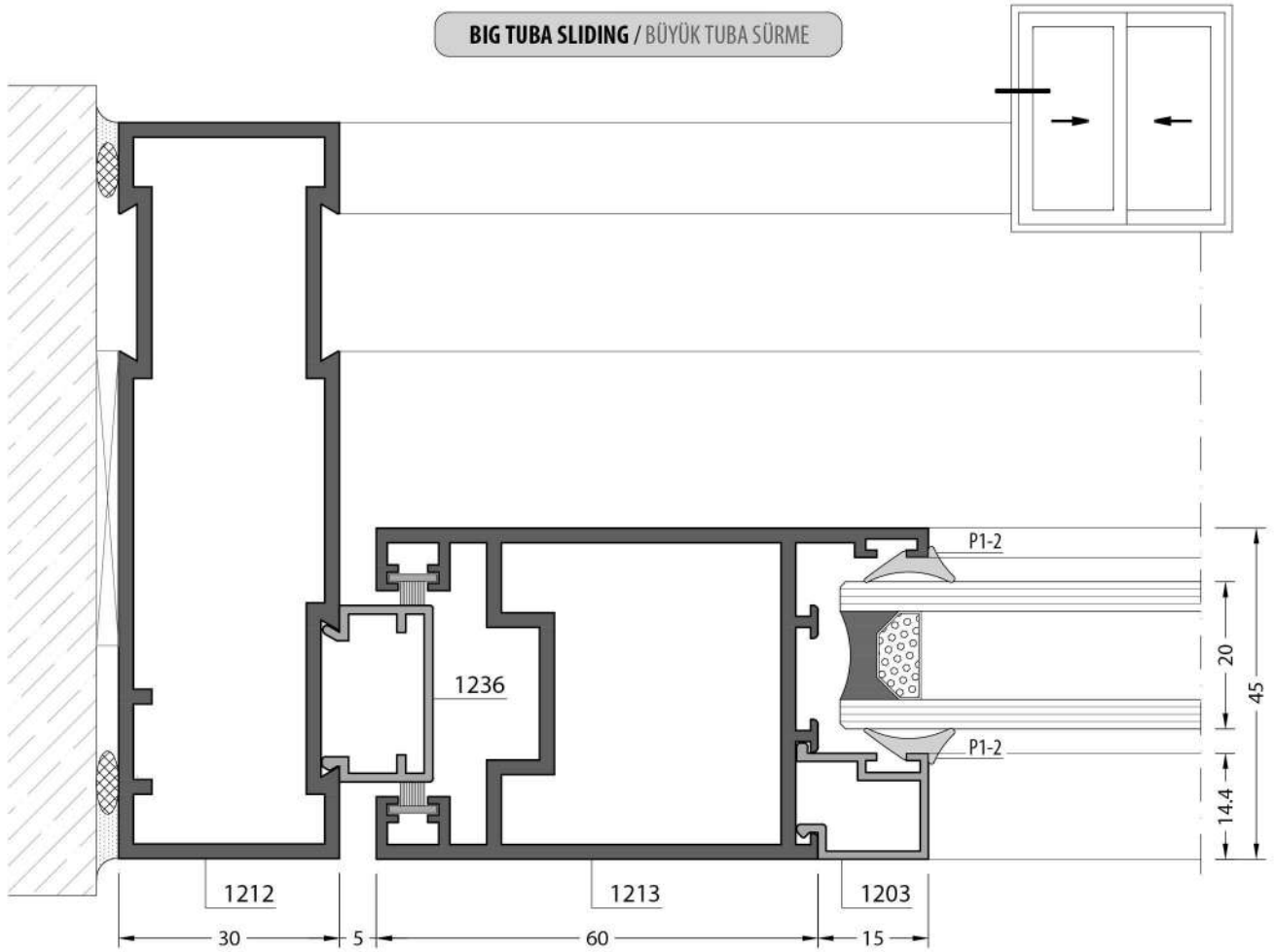


**CODE / KOD**  
**1203**      **THEORETICAL WEIGHT kg/m**  
TEORİK AĞIRLIK kg/m  
**0.177**

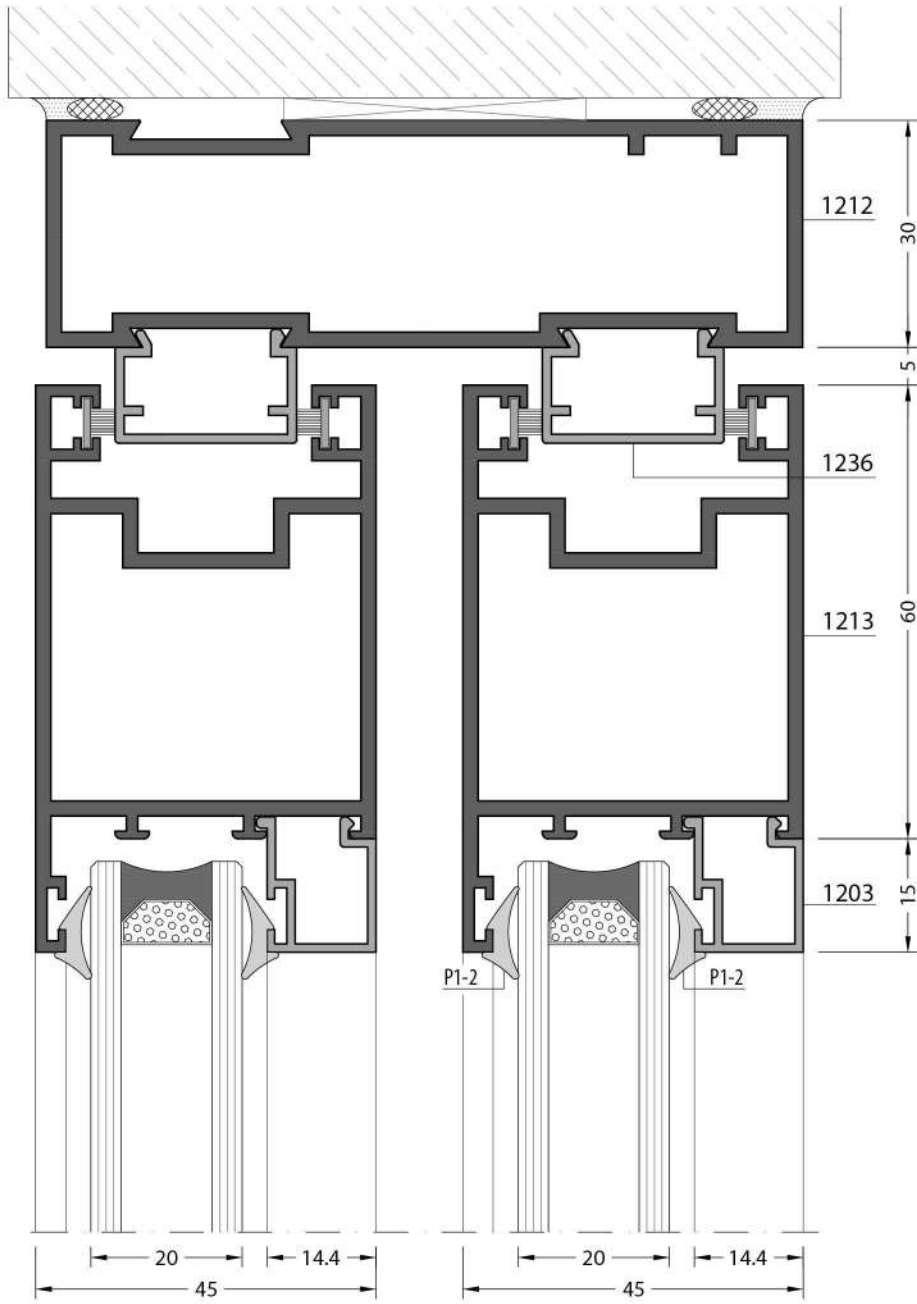
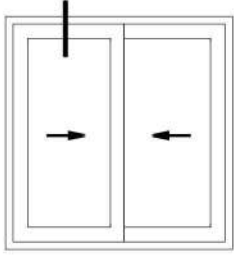


**CODE / KOD**  
**1214**      **THEORETICAL WEIGHT kg/m**  
TEORİK AĞIRLIK kg/m  
**0.289**

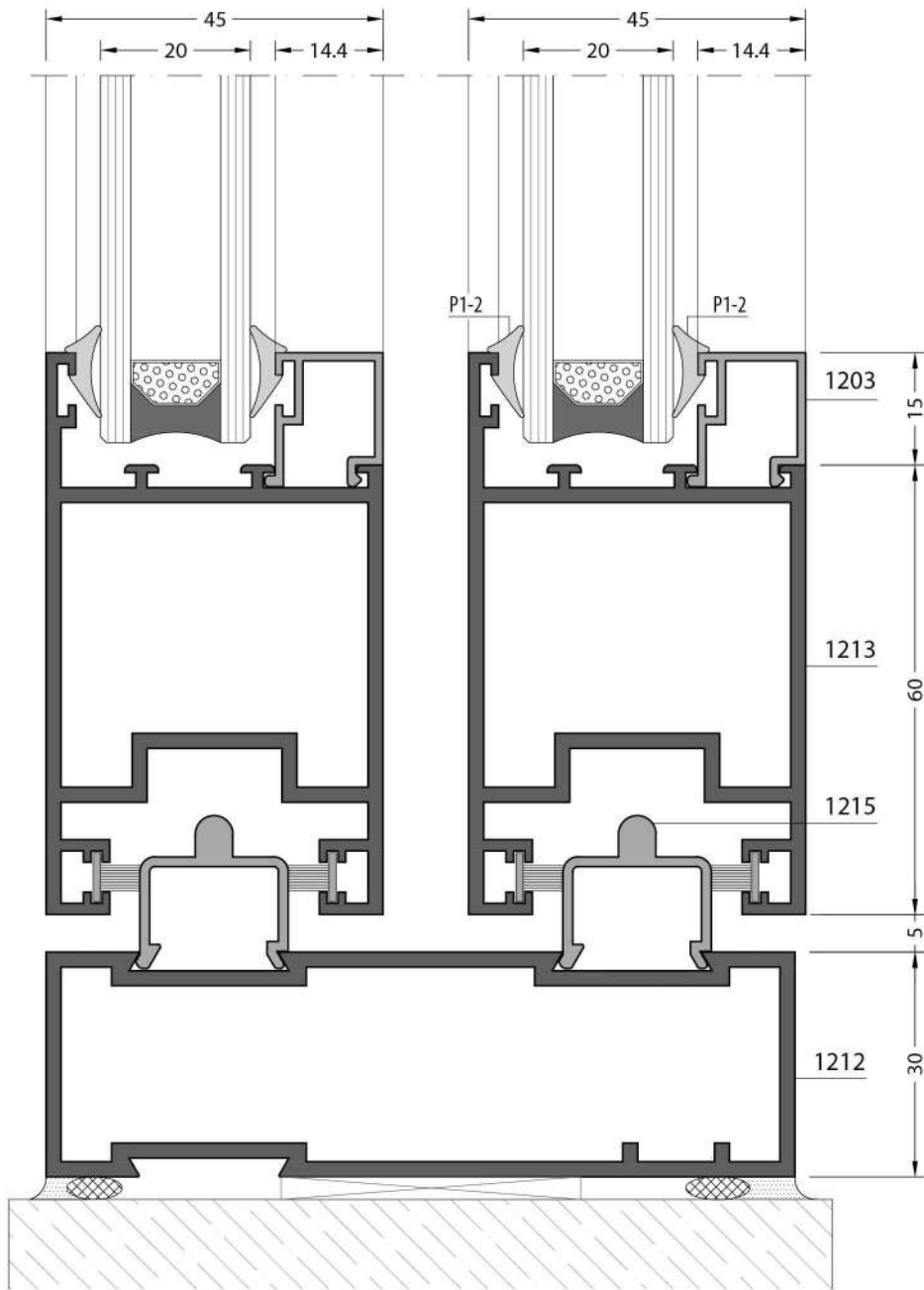
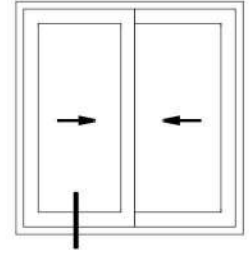
**BIG TUBA SLIDING / BÜYÜK TUBA SÜRME**



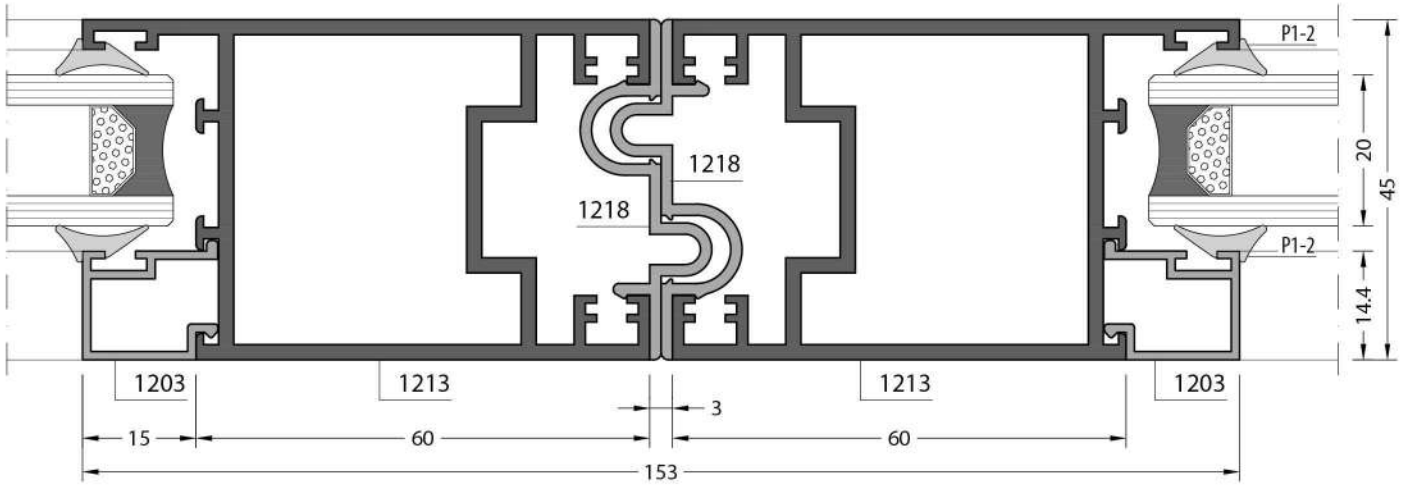
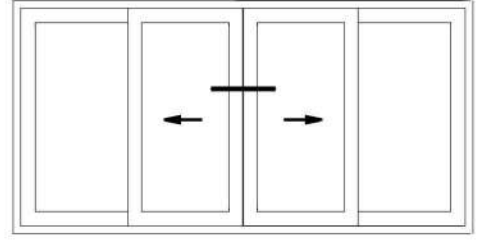
**BIG TUBA SLIDING / BÜYÜK TUBA SÜRME**



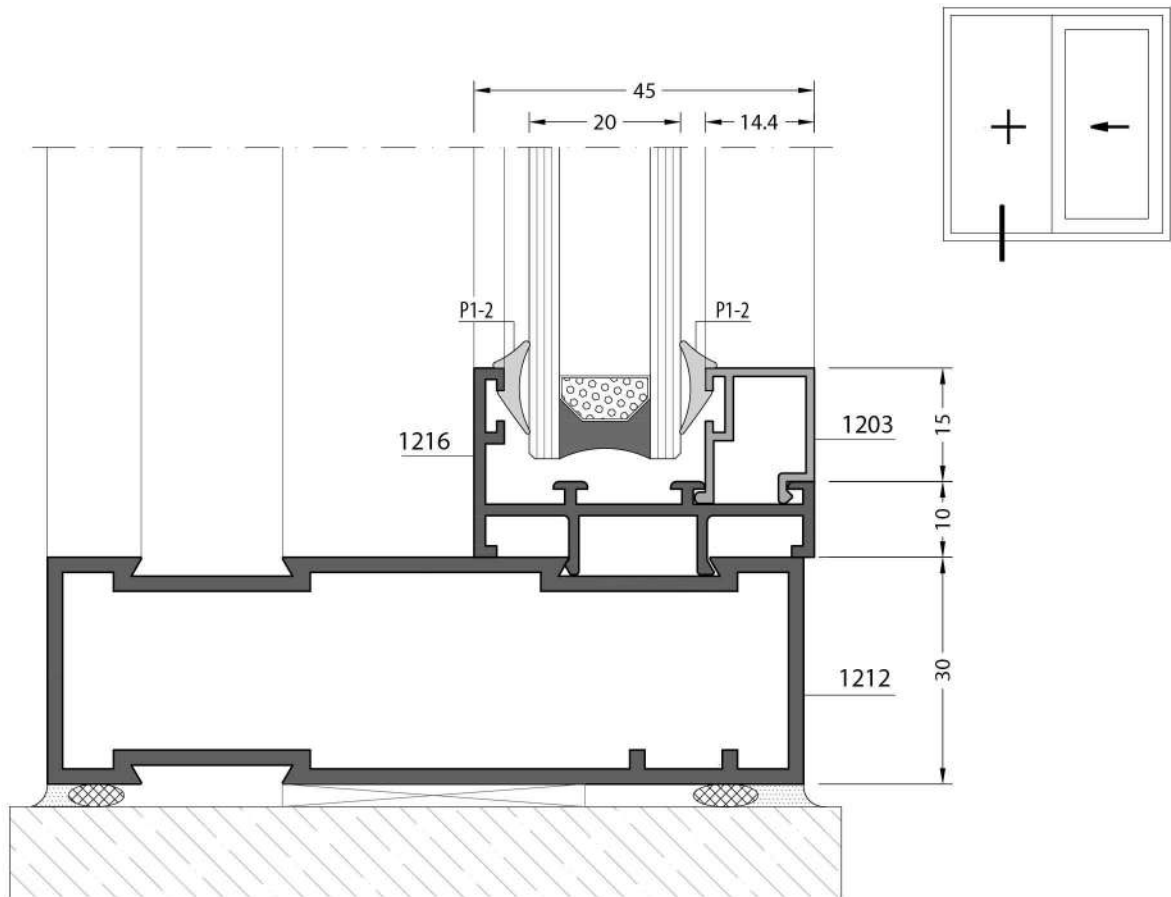
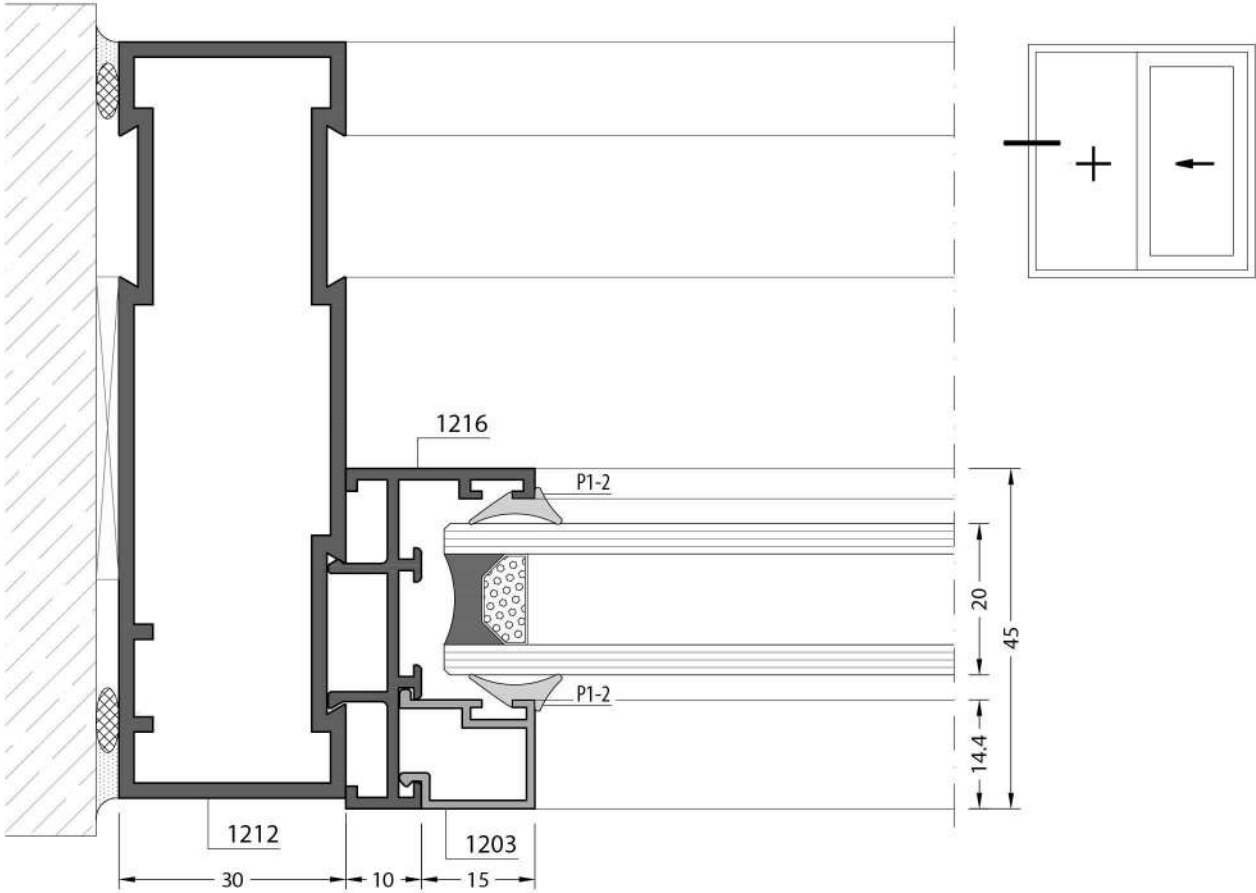
BIG TUBA SLIDING / BÜYÜK TUBA SÜRME



**BIG TUBA SLIDING / BÜYÜK TUBA SÜRME**



BIG TUBA SLIDING / BÜYÜK TUBA SÜRME



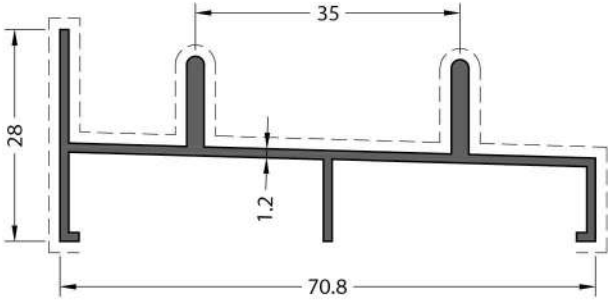


**CYPRUS SLIDING**  
KIBRIS SÜRME

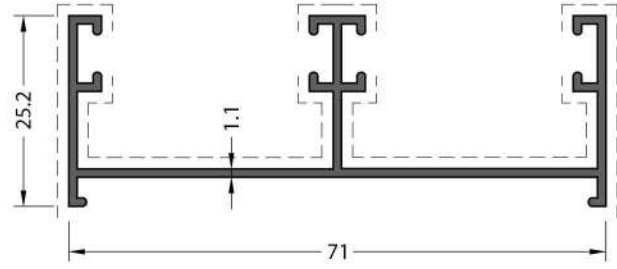
**MINI CYPRUS SLIDING**  
KÜÇÜK KIBRIS SÜRME

**STANDARD CYPRUS SLIDING**  
STANDART KIBRIS SÜRME

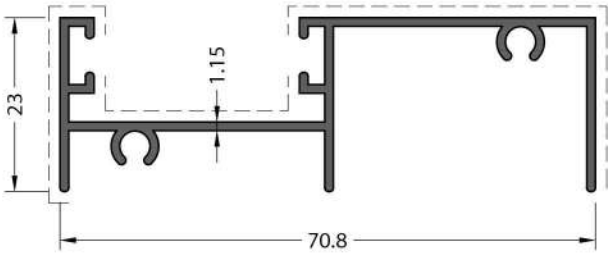
MINI CYPRUS SLIDING / KÜÇÜK KIBRIS SÜRME



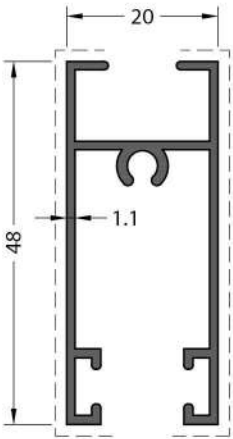
**CODE / KOD**  
**1812**  
**THEORETICAL WEIGHT kg/m**  
TEORİK AĞIRLIK kg/m  
**0.529**



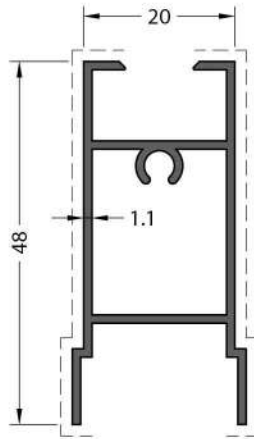
**CODE / KOD**  
**1813**  
**THEORETICAL WEIGHT kg/m**  
TEORİK AĞIRLIK kg/m  
**0.532**



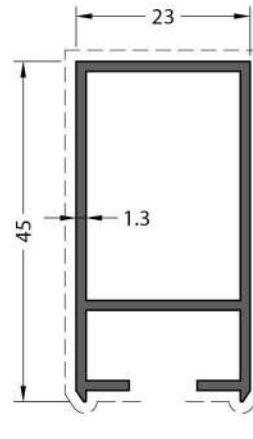
**CODE / KOD**  
**1814**  
**THEORETICAL WEIGHT kg/m**  
TEORİK AĞIRLIK kg/m  
**0.545**



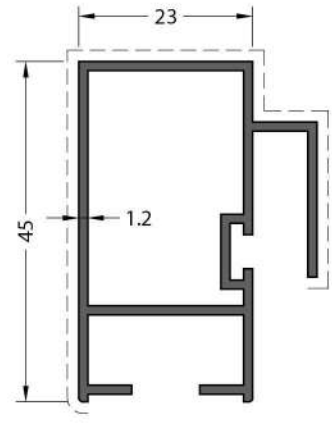
**CODE / KOD**  
**1815**  
**THEORETICAL WEIGHT kg/m**  
TEORİK AĞIRLIK kg/m  
**0.466**



**CODE / KOD**  
**1818**  
**THEORETICAL WEIGHT kg/m**  
TEORİK AĞIRLIK kg/m  
**0.455**

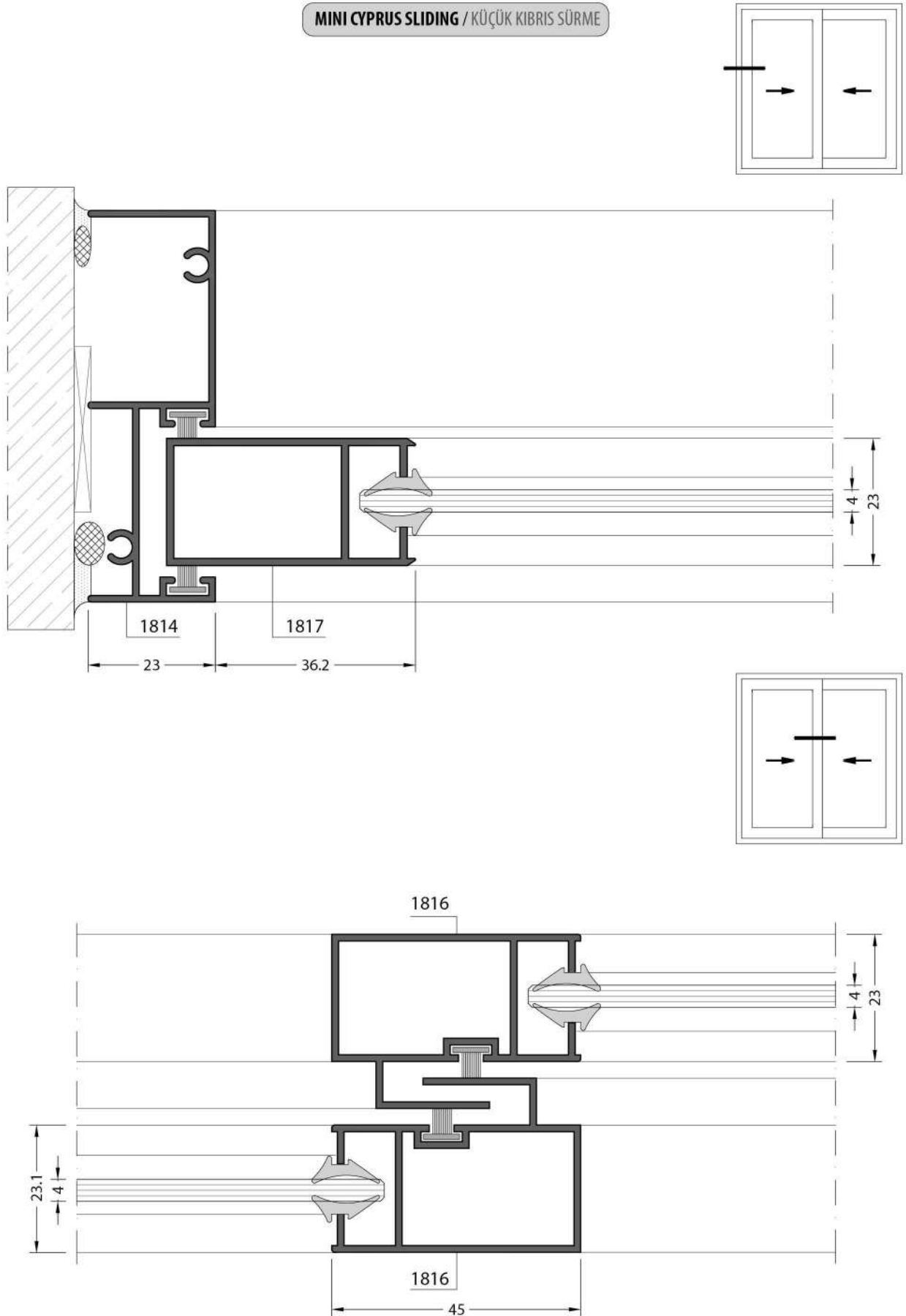


**CODE / KOD**  
**1817**  
**THEORETICAL WEIGHT kg/m**  
TEORİK AĞIRLIK kg/m  
**0.495**

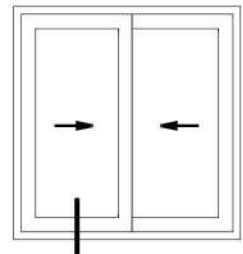
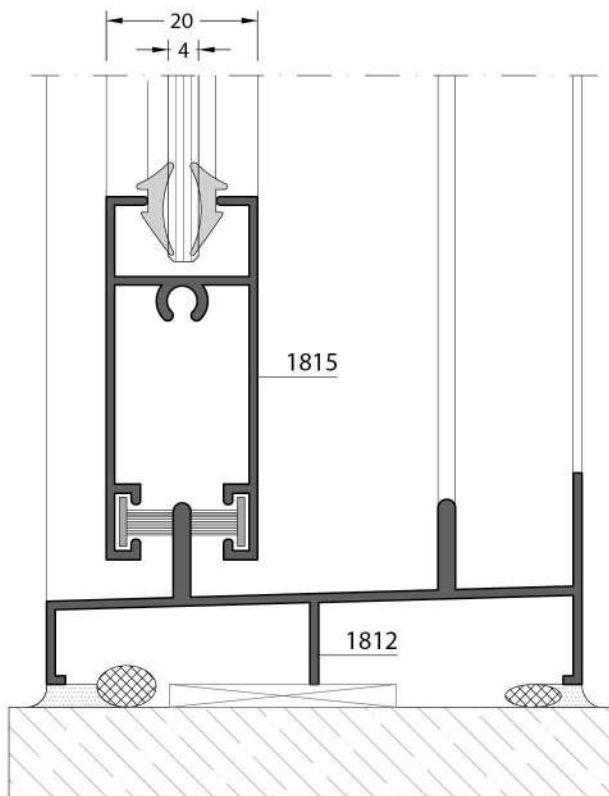
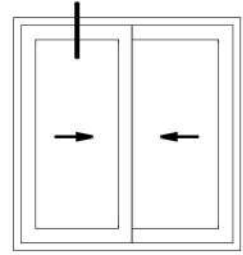
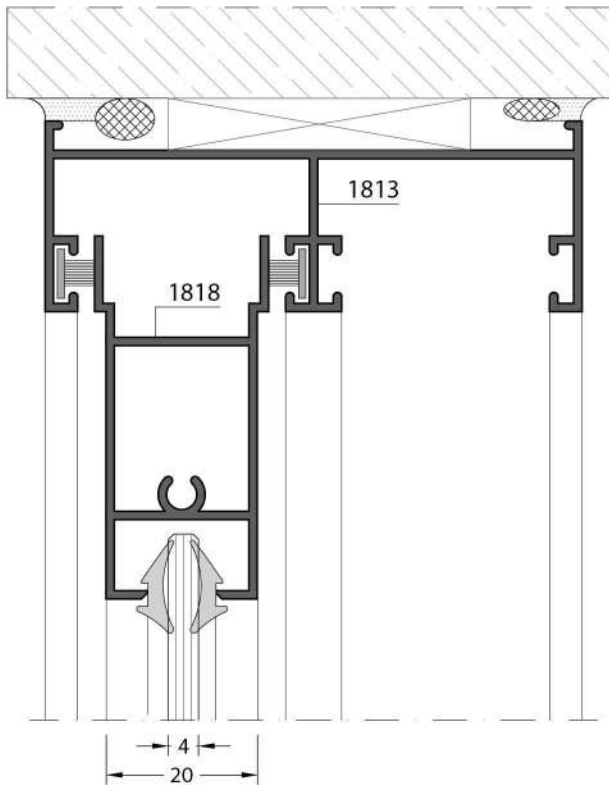


**CODE / KOD**  
**1816**  
**THEORETICAL WEIGHT kg/m**  
TEORİK AĞIRLIK kg/m  
**0.582**

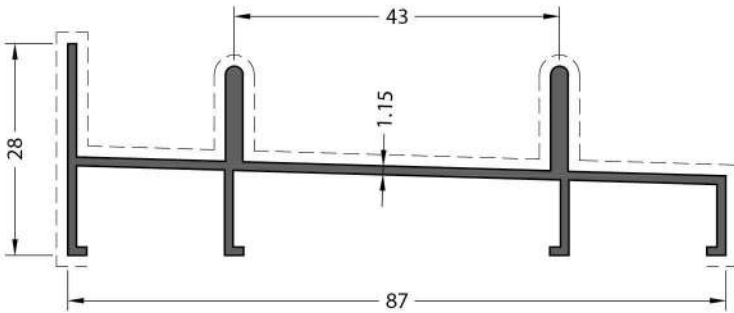
MINI CYPRUS SLIDING / KÜÇÜK KIBRIS SÜRME



MINI CYPRUS SLIDING / KÜÇÜK KIBRIS SÜRME

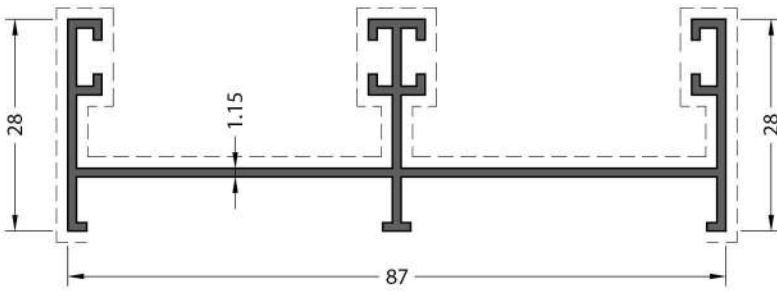


STANDARD CYPRUS SLIDING / STANDART KIBRIS SÜRME



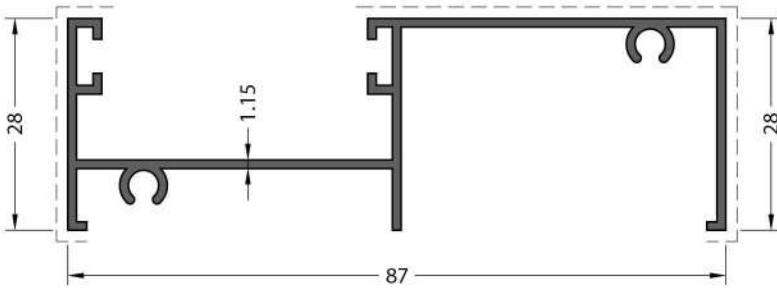
CODE / KOD  
**1801**

THEORETICAL  
WEIGHT kg/m  
TEORİK AĞIRLIK kg/m  
**0.623**



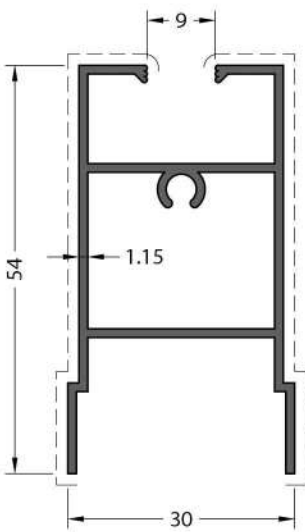
CODE / KOD  
**1802**

THEORETICAL  
WEIGHT kg/m  
TEORİK AĞIRLIK kg/m  
**0.656**



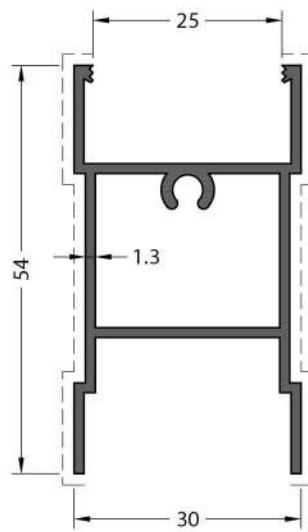
CODE / KOD  
**1803**

THEORETICAL  
WEIGHT kg/m  
TEORİK AĞIRLIK kg/m  
**0.656**



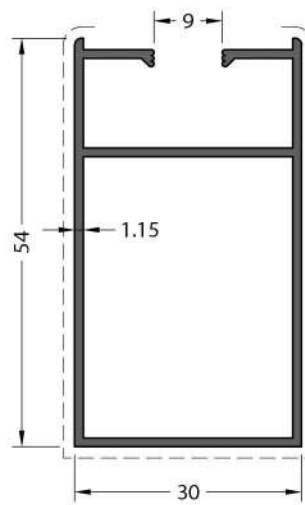
CODE / KOD  
**1804**

THEORETICAL  
WEIGHT kg/m  
TEORİK AĞIRLIK kg/m  
**0.586**



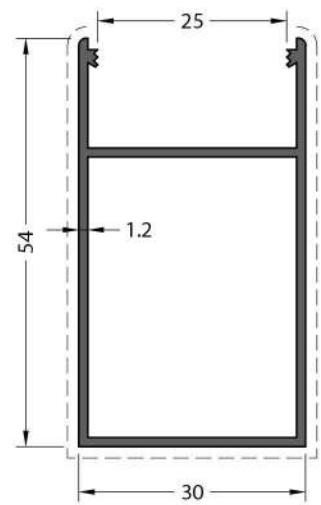
CODE / KOD  
**1807**

THEORETICAL  
WEIGHT kg/m  
TEORİK AĞIRLIK kg/m  
**0.624**



CODE / KOD  
**1806**

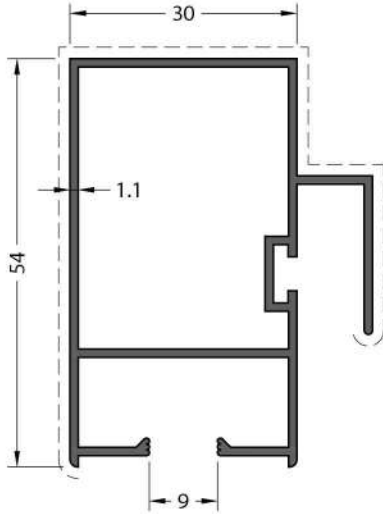
THEORETICAL  
WEIGHT kg/m  
TEORİK AĞIRLIK kg/m  
**0.570**



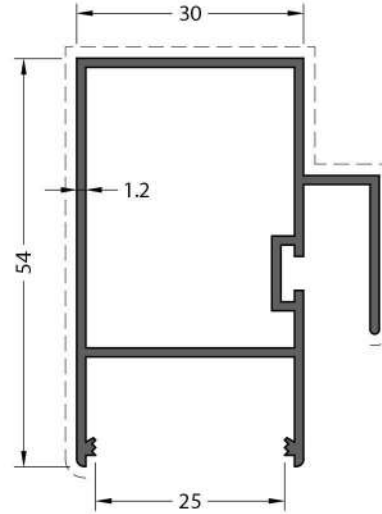
CODE / KOD  
**1808**

THEORETICAL  
WEIGHT kg/m  
TEORİK AĞIRLIK kg/m  
**0.539**

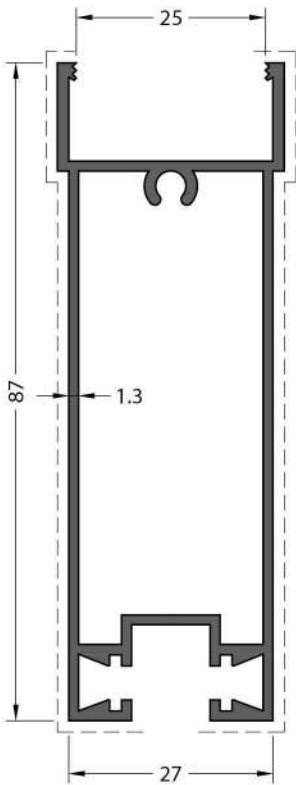
STANDARD CYPRUS SLIDING / STANDART KIBRIS SÜRME



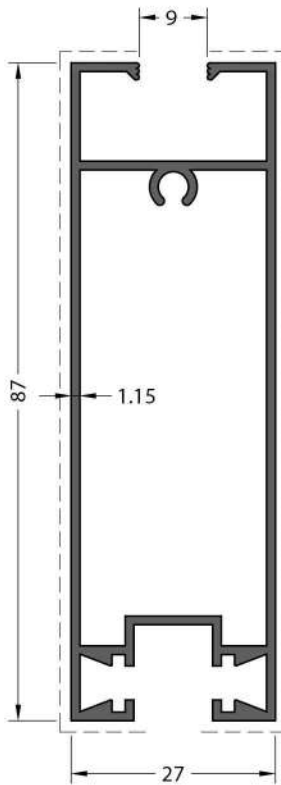
**CODE / KOD**  
**1805**  
**THEORETICAL WEIGHT kg/m**  
TEORİK AĞIRLIK kg/m  
**0.664**



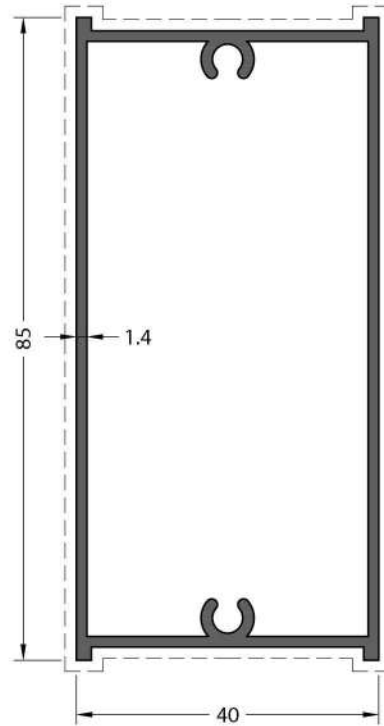
**CODE / KOD**  
**1809**  
**THEORETICAL WEIGHT kg/m**  
TEORİK AĞIRLIK kg/m  
**0.665**



**CODE / KOD**  
**1810**  
**THEORETICAL WEIGHT kg/m**  
TEORİK AĞIRLIK kg/m  
**0.988**

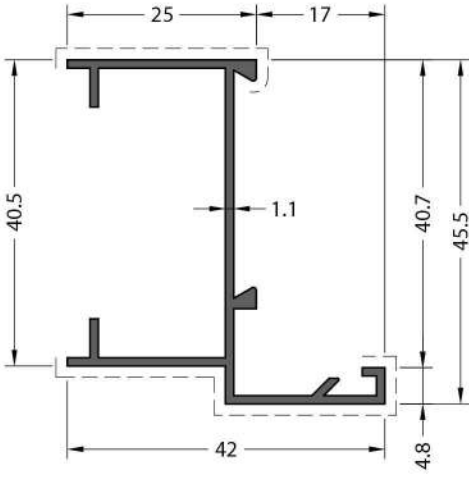


**CODE / KOD**  
**1811**  
**THEORETICAL WEIGHT kg/m**  
TEORİK AĞIRLIK kg/m  
**0.907**



**CODE / KOD**  
**1822**  
**THEORETICAL WEIGHT kg/m**  
TEORİK AĞIRLIK kg/m  
**1.025**

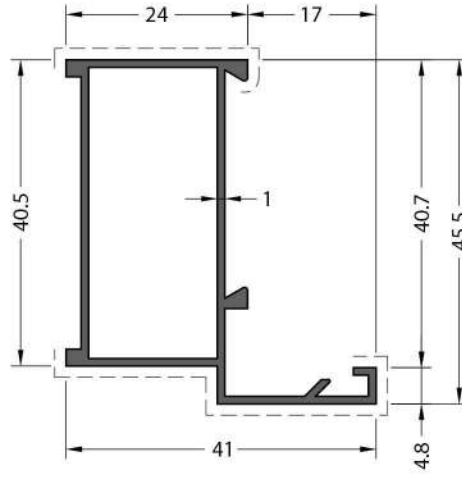
STANDARD CYPRUS SLIDING / STANDART KIBRIS SÜRME



**CODE / KOD**  
**1827**

**THEORETICAL WEIGHT kg/m**  
TEORİK AĞIRLIK kg/m

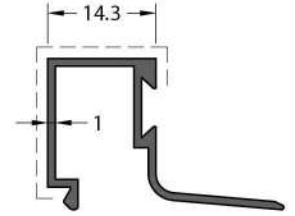
**0.411**



**CODE / KOD**  
**1828**

**THEORETICAL WEIGHT kg/m**  
TEORİK AĞIRLIK kg/m

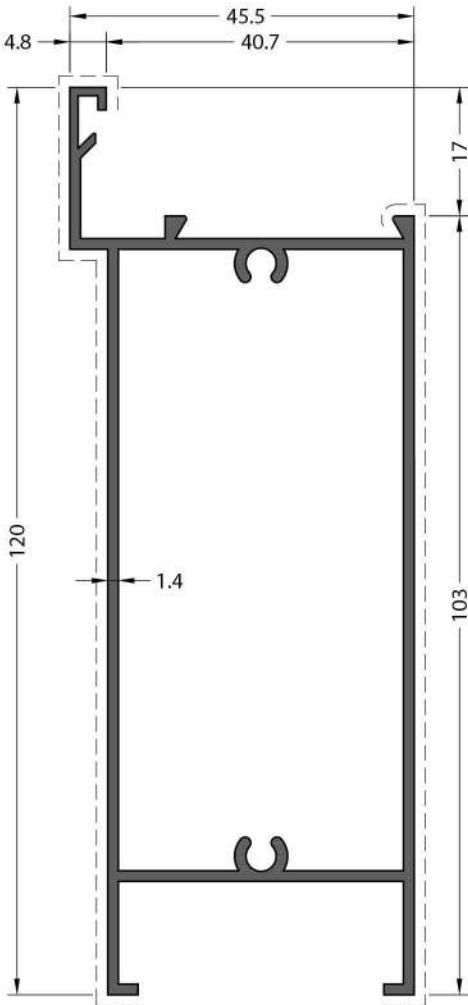
**0.462**



**CODE / KOD**  
**1829**

**THEORETICAL WEIGHT kg/m**  
TEORİK AĞIRLIK kg/m

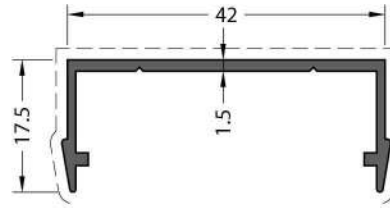
**0.214**



**CODE / KOD**  
**1826**

**THEORETICAL WEIGHT kg/m**  
TEORİK AĞIRLIK kg/m

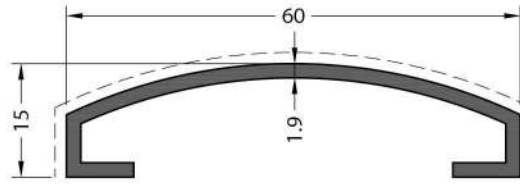
**1.284**



**CODE / KOD**  
**1830**

**THEORETICAL WEIGHT kg/m**  
TEORİK AĞIRLIK kg/m

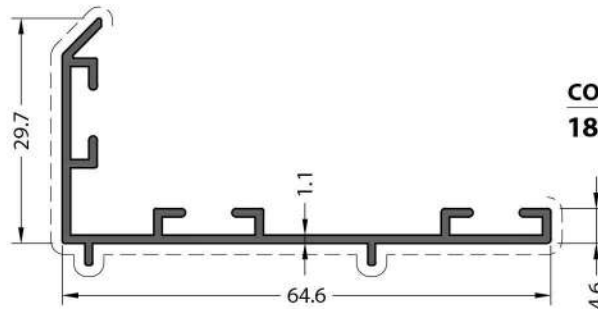
**0.287**



**CODE / KOD**  
**1831**

**THEORETICAL WEIGHT kg/m**  
TEORİK AĞIRLIK kg/m

**0.458**

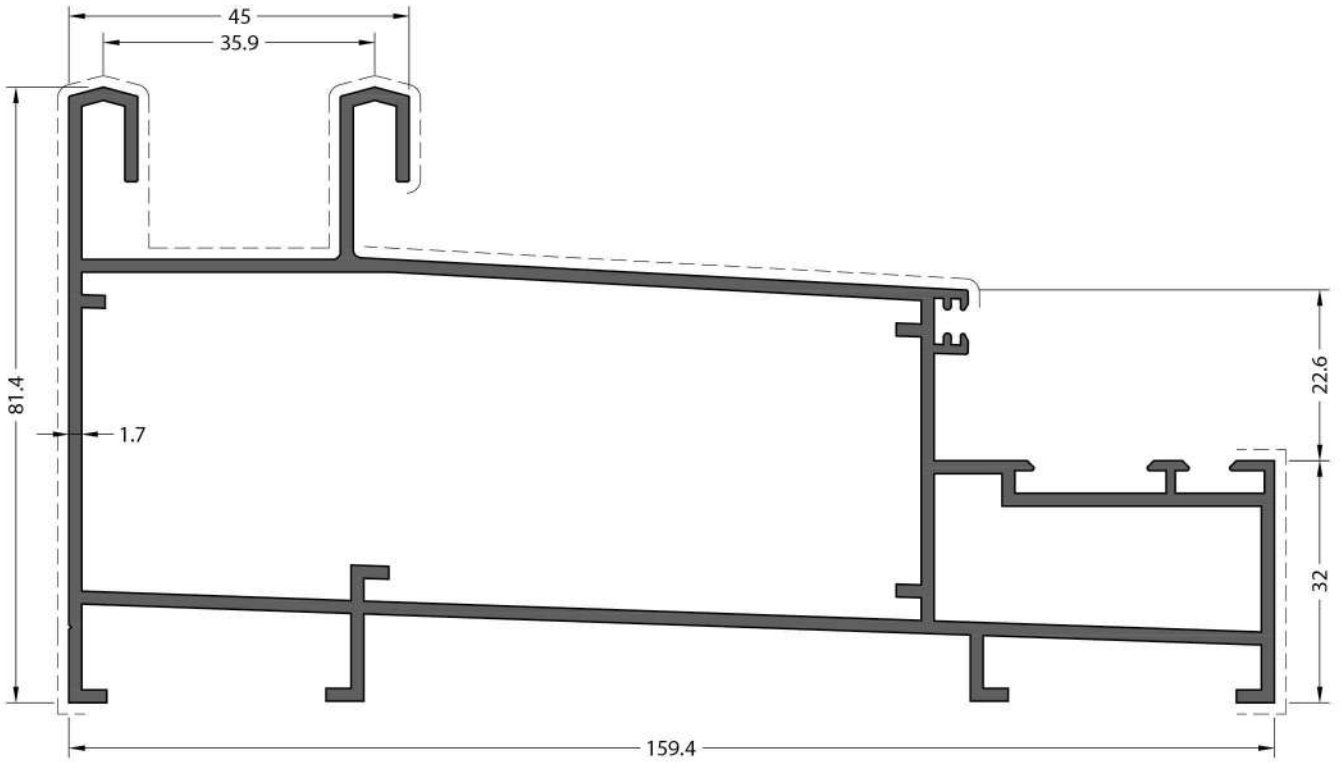


**CODE / KOD**  
**1833**

**THEORETICAL WEIGHT kg/m**  
TEORİK AĞIRLIK kg/m

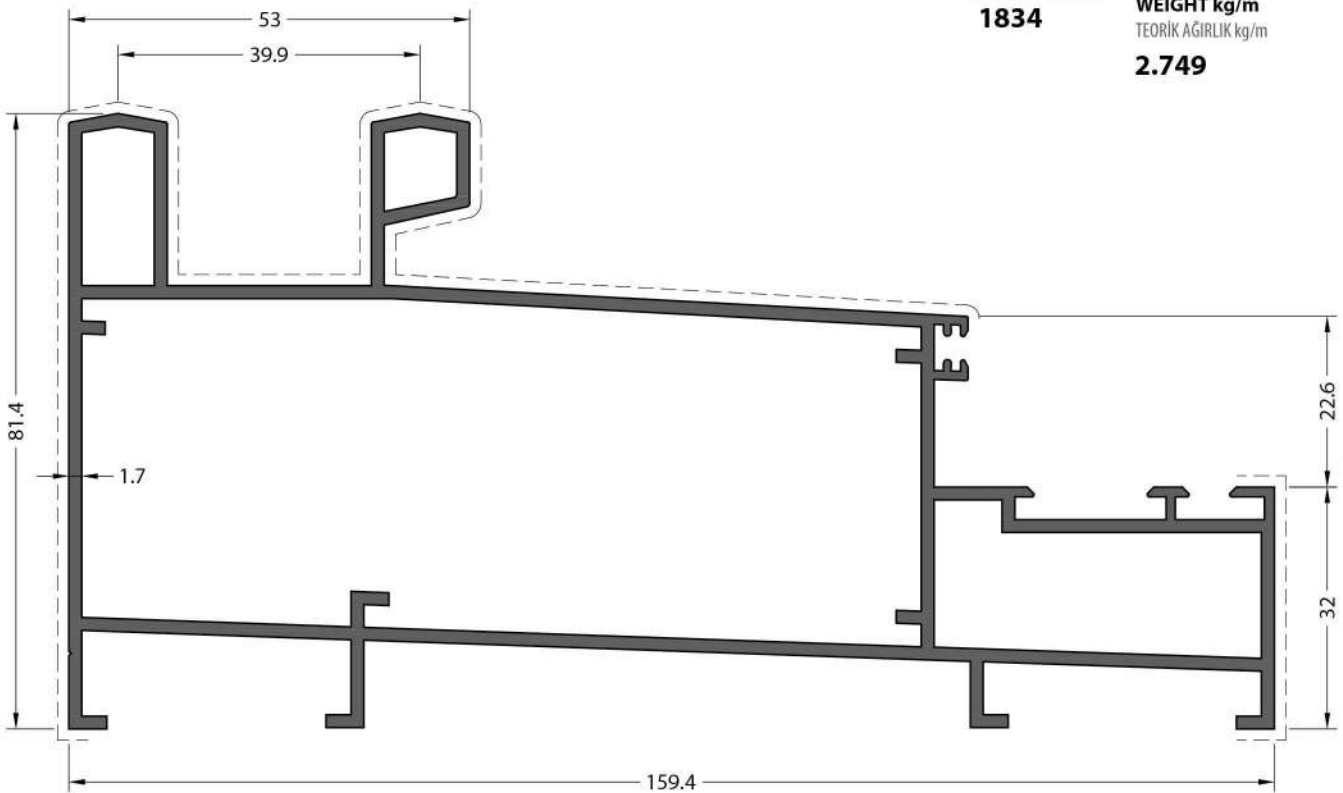
**0.412**

STANDARD CYPRUS SLIDING / STANDART KIBRIS SÜRME



CODE / KOD  
**1834**

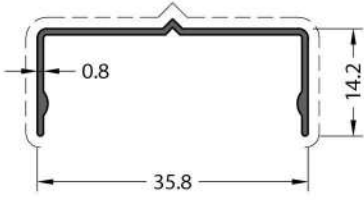
THEORETICAL  
WEIGHT kg/m  
TEORİK AĞIRLIK kg/m  
**2.749**



CODE / KOD  
**1835**

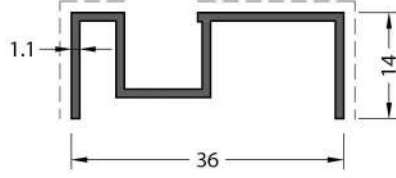
THEORETICAL  
WEIGHT kg/m  
TEORİK AĞIRLIK kg/m  
**2.870**

STANDARD CYPRUS SLIDING / STANDART KIBRIS SÜRME



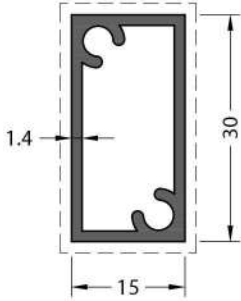
**CODE / KOD**  
**1820**

**THEORETICAL WEIGHT kg/m**  
TEORİK AĞIRLIK kg/m  
**0.142**



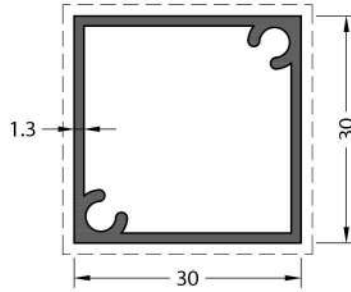
**CODE / KOD**  
**1821**

**THEORETICAL WEIGHT kg/m**  
TEORİK AĞIRLIK kg/m  
**0.245**



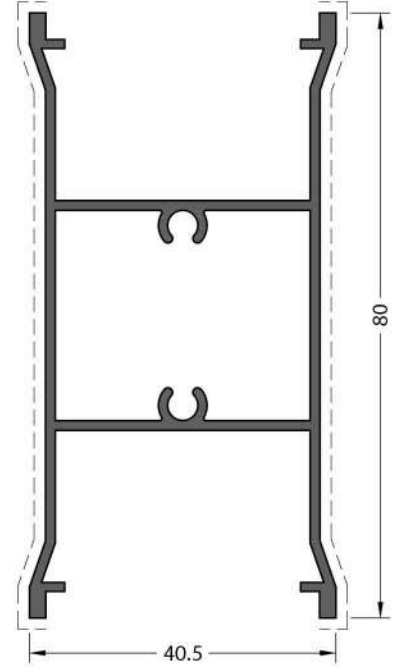
**CODE / KOD**  
**1824**

**THEORETICAL WEIGHT kg/m**  
TEORİK AĞIRLIK kg/m  
**0.373**



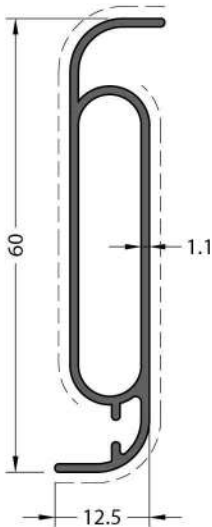
**CODE / KOD**  
**1825**

**THEORETICAL WEIGHT kg/m**  
TEORİK AĞIRLIK kg/m  
**0.462**



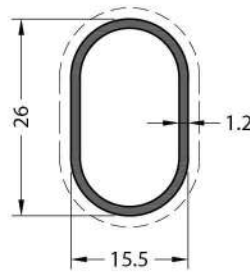
**CODE / KOD**  
**1840**

**THEORETICAL WEIGHT kg/m**  
TEORİK AĞIRLIK kg/m  
**0.939**



**CODE / KOD**  
**1819**

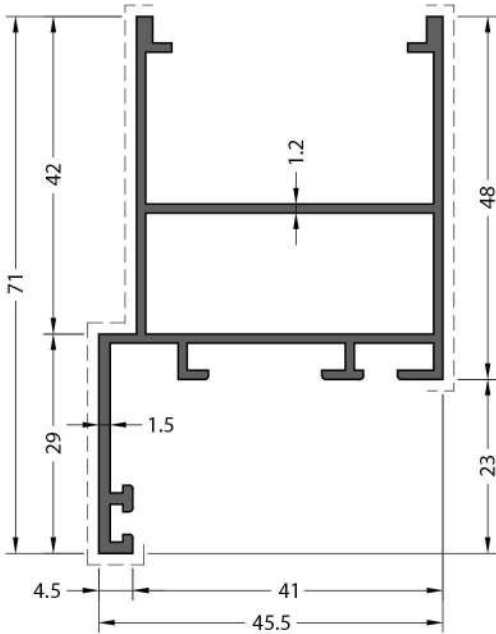
**THEORETICAL WEIGHT kg/m**  
TEORİK AĞIRLIK kg/m  
**0.412**



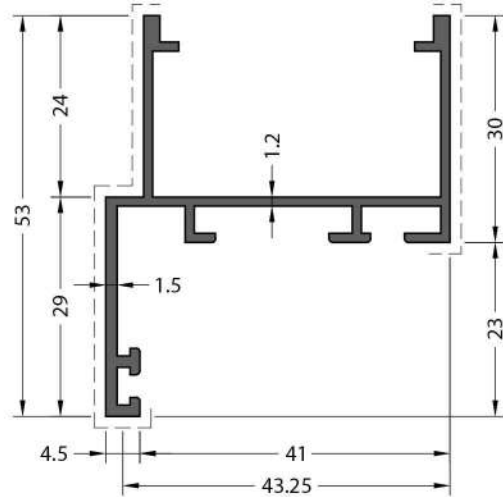
**CODE / KOD**  
**1823**

**THEORETICAL WEIGHT kg/m**  
TEORİK AĞIRLIK kg/m  
**0.214**

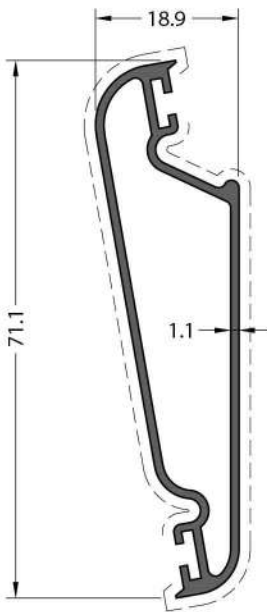
STANDARD CYPRUS SLIDING / STANDART KIBRIS SÜRME



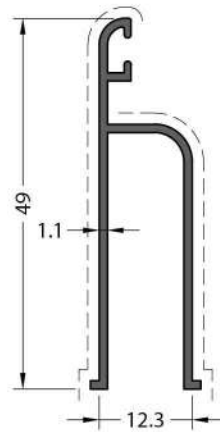
**CODE / KOD**  
**1837**  
**THEORETICAL WEIGHT kg/m**  
TEORİK AĞIRLIK kg/m  
**0.815**



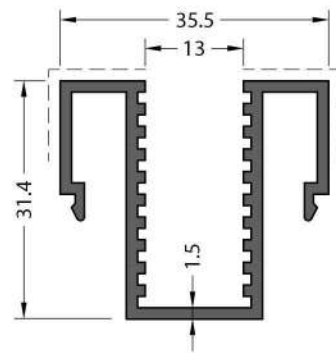
**CODE / KOD**  
**1838**  
**THEORETICAL WEIGHT kg/m**  
TEORİK AĞIRLIK kg/m  
**0.575**



**CODE / KOD**  
**1259**  
**THEORETICAL WEIGHT kg/m**  
TEORİK AĞIRLIK kg/m  
**0.529**

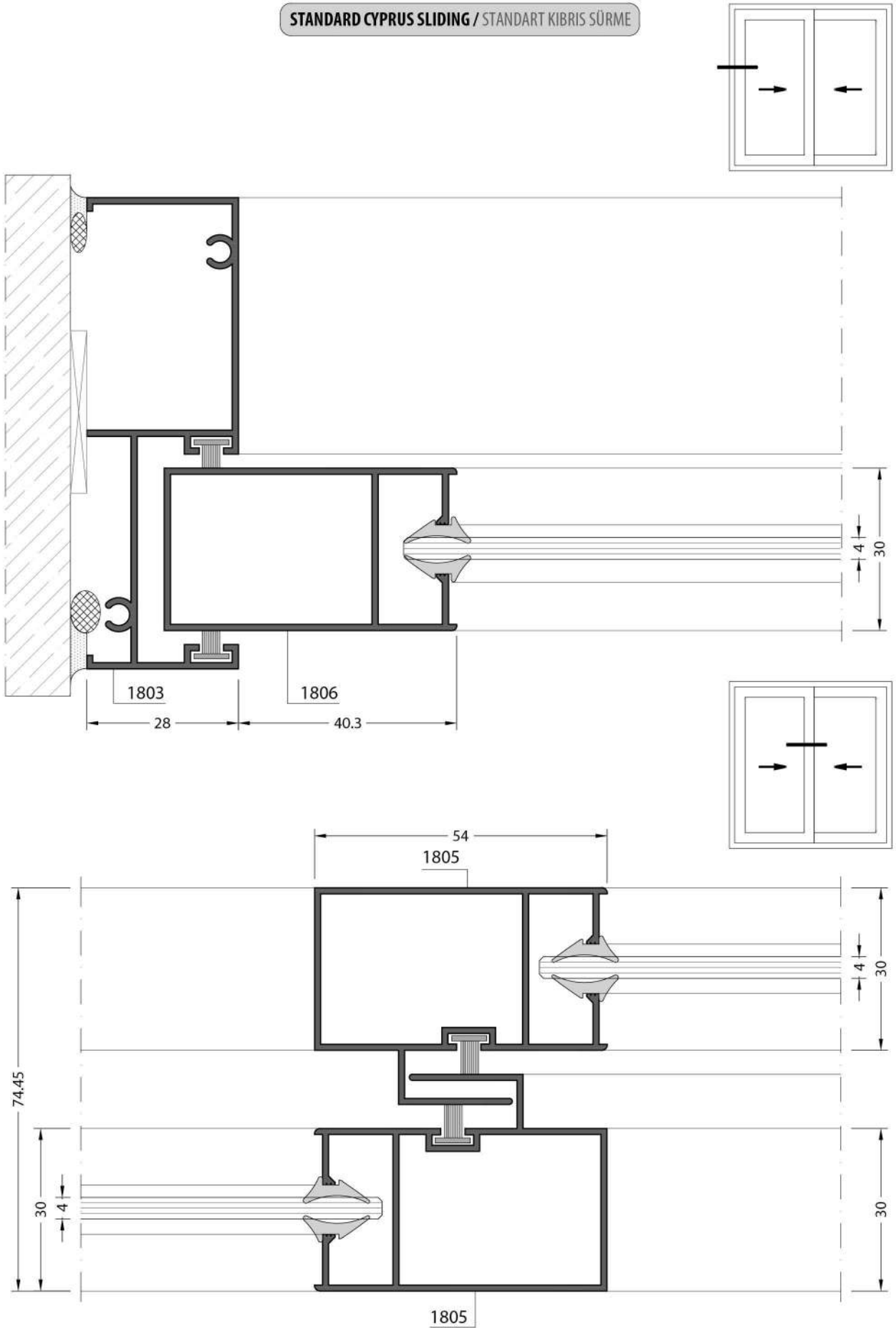


**CODE / KOD**  
**1836**  
**THEORETICAL WEIGHT kg/m**  
TEORİK AĞIRLIK kg/m  
**0.302**

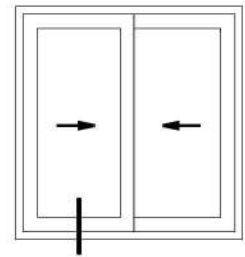
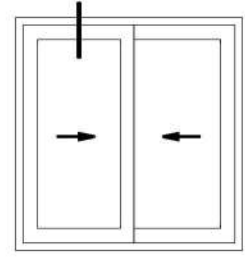
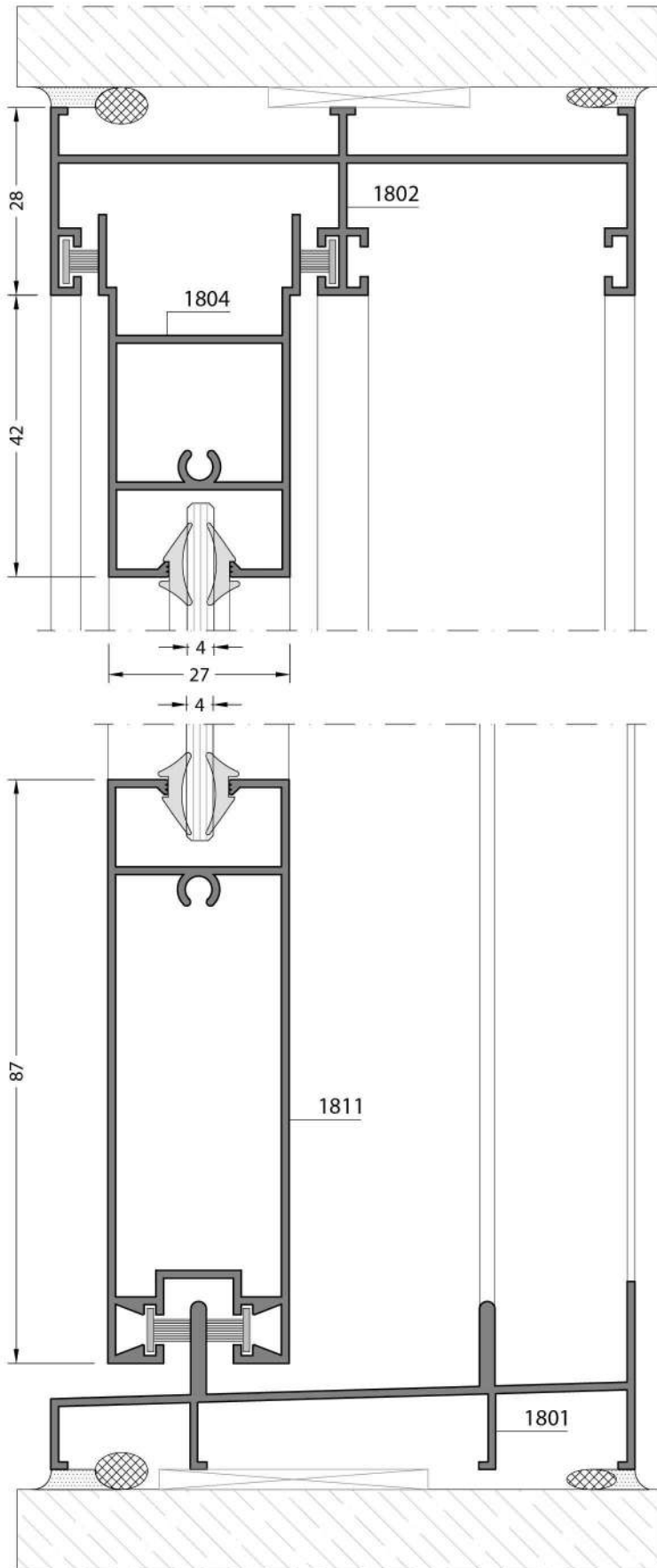


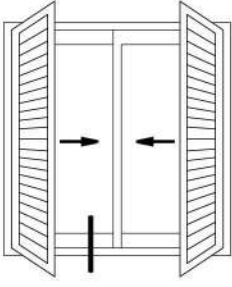
**CODE / KOD**  
**1839**  
**THEORETICAL WEIGHT kg/m**  
TEORİK AĞIRLIK kg/m  
**0.614**

STANDARD CYPRUS SLIDING / STANDART KIBRIS SÜRME

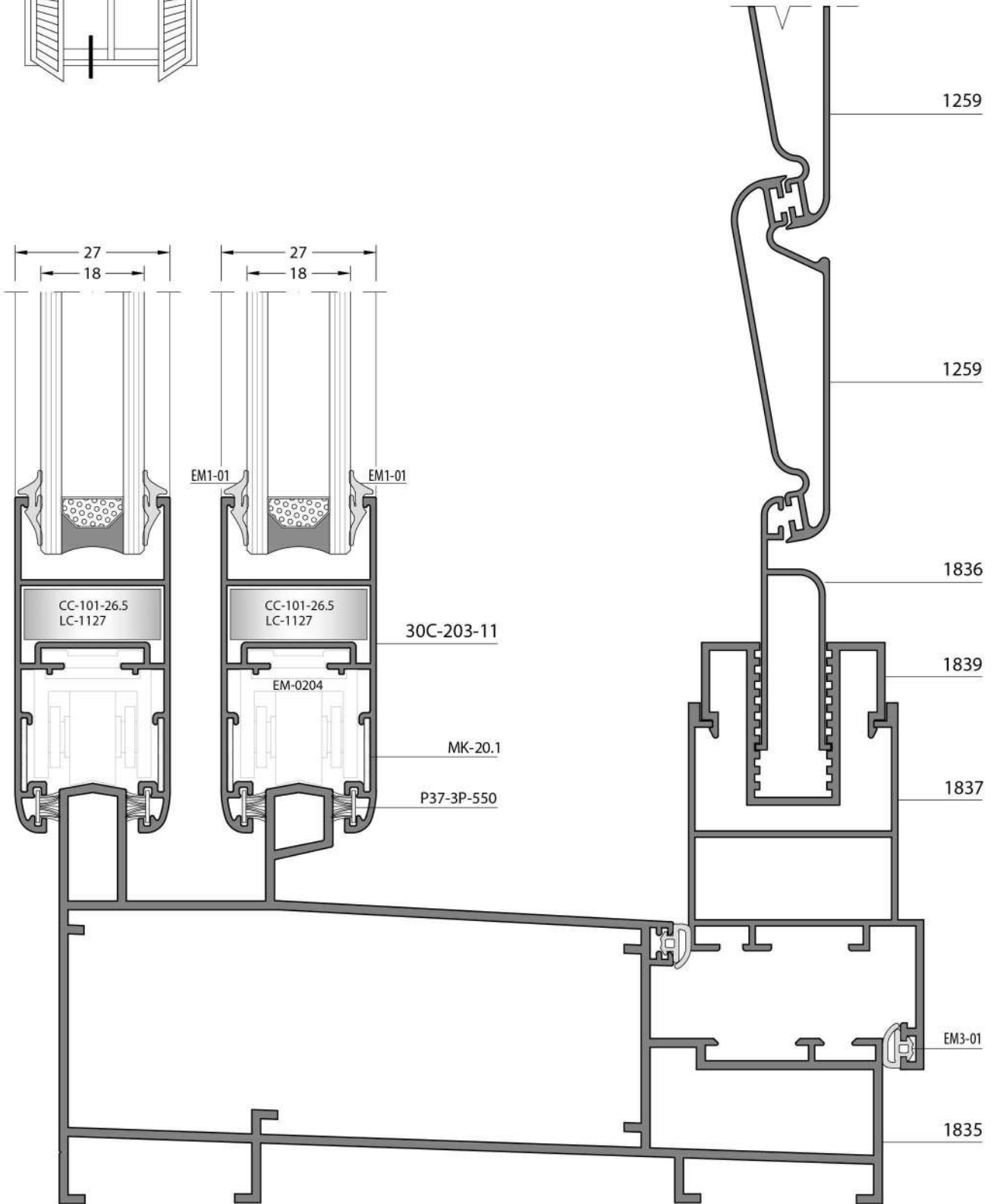


STANDARD CYPRUS SLIDING / STANDART KIBRIS SÜRME





STANDARD CYPRUS SLIDING / STANDART KIBRIS SÜRME

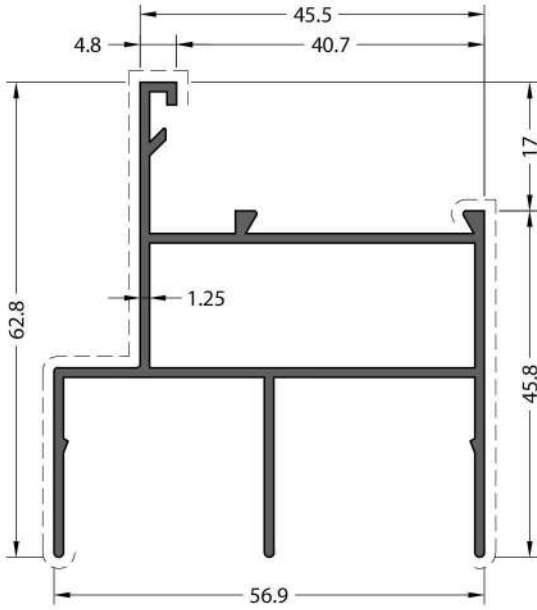




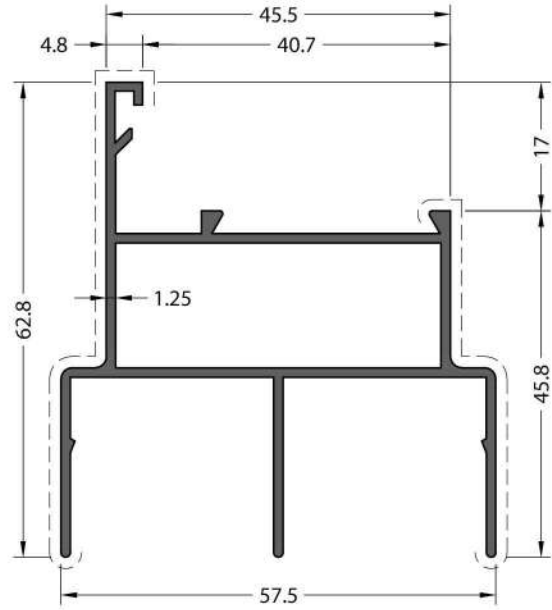
**ALKAN SLIDING**  
ALKAN SÜRME



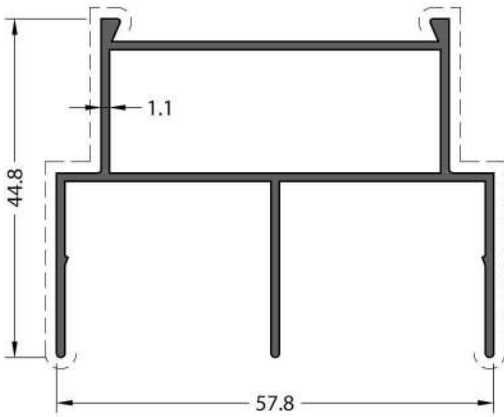
ALKAN SLIDING / ALKAN SÜRME



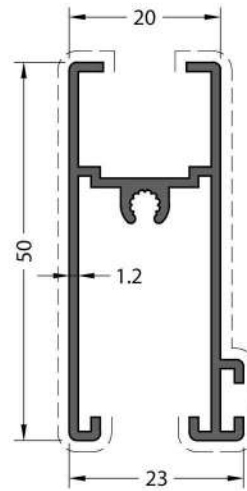
CODE / KOD  
**1401**  
THEORETICAL WEIGHT kg/m  
TEORİK AĞIRLIK kg/m  
**0.831**



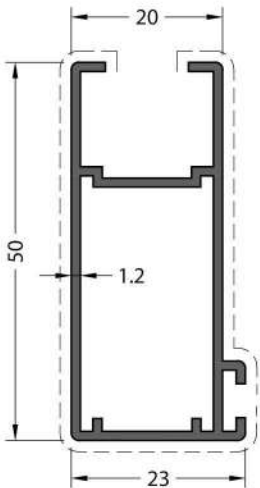
CODE / KOD  
**1413**  
THEORETICAL WEIGHT kg/m  
TEORİK AĞIRLIK kg/m  
**0.828**



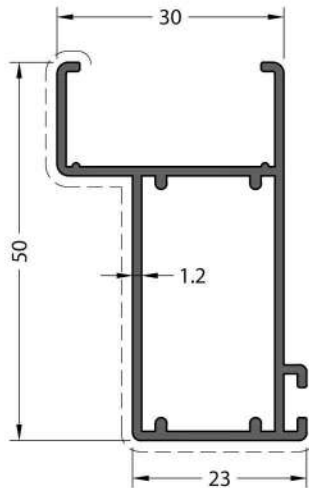
CODE / KOD  
**1416**  
THEORETICAL WEIGHT kg/m  
TEORİK AĞIRLIK kg/m  
**0.646**



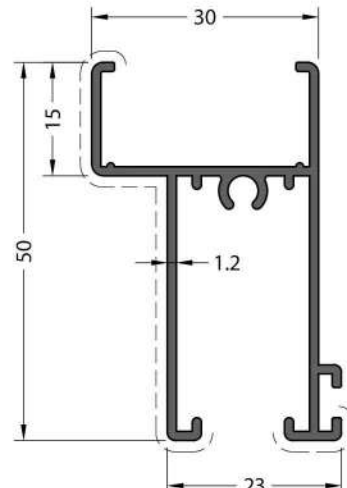
CODE / KOD  
**1403**  
THEORETICAL WEIGHT kg/m  
TEORİK AĞIRLIK kg/m  
**0.513**



CODE / KOD  
**1405**  
THEORETICAL WEIGHT kg/m  
TEORİK AĞIRLIK kg/m  
**0.508**

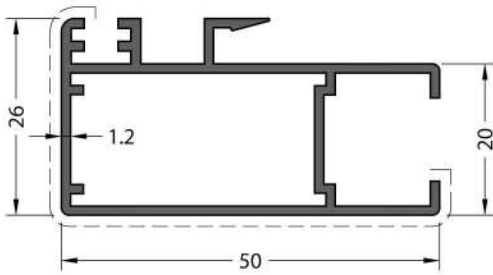


CODE / KOD  
**1408**  
THEORETICAL WEIGHT kg/m  
TEORİK AĞIRLIK kg/m  
**0.536**

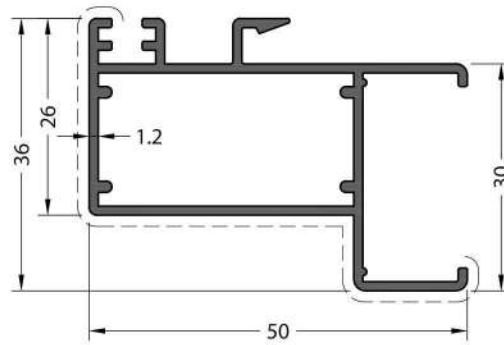


CODE / KOD  
**1409**  
THEORETICAL WEIGHT kg/m  
TEORİK AĞIRLIK kg/m  
**0.526**

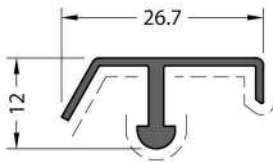
ALKAN SLIDING / ALKAN SÜRME



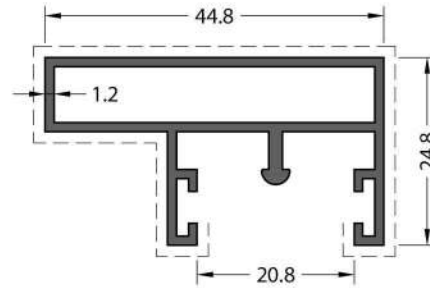
**CODE / KOD**  
**1404**  
**THEORETICAL WEIGHT kg/m**  
TEORİK AĞIRLIK kg/m  
**0.583**



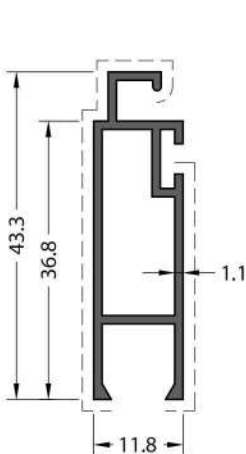
**CODE / KOD**  
**1407**  
**THEORETICAL WEIGHT kg/m**  
TEORİK AĞIRLIK kg/m  
**0.607**



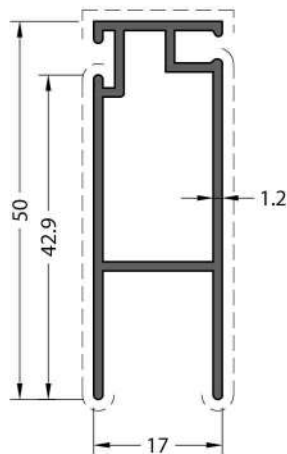
**CODE / KOD**  
**1402**  
**THEORETICAL WEIGHT kg/m**  
TEORİK AĞIRLIK kg/m  
**0.172**



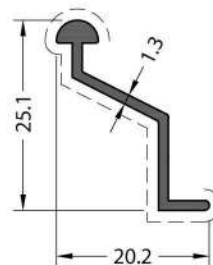
**CODE / KOD**  
**1414**  
**THEORETICAL WEIGHT kg/m**  
TEORİK AĞIRLIK kg/m  
**0.531**



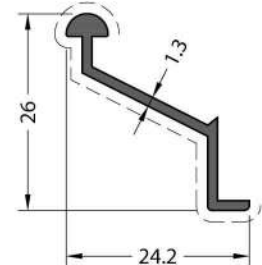
**CODE / KOD**  
**1410**  
**THEORETICAL WEIGHT kg/m**  
TEORİK AĞIRLIK kg/m  
**0.343**



**CODE / KOD**  
**1415**  
**THEORETICAL WEIGHT kg/m**  
TEORİK AĞIRLIK kg/m  
**0.461**

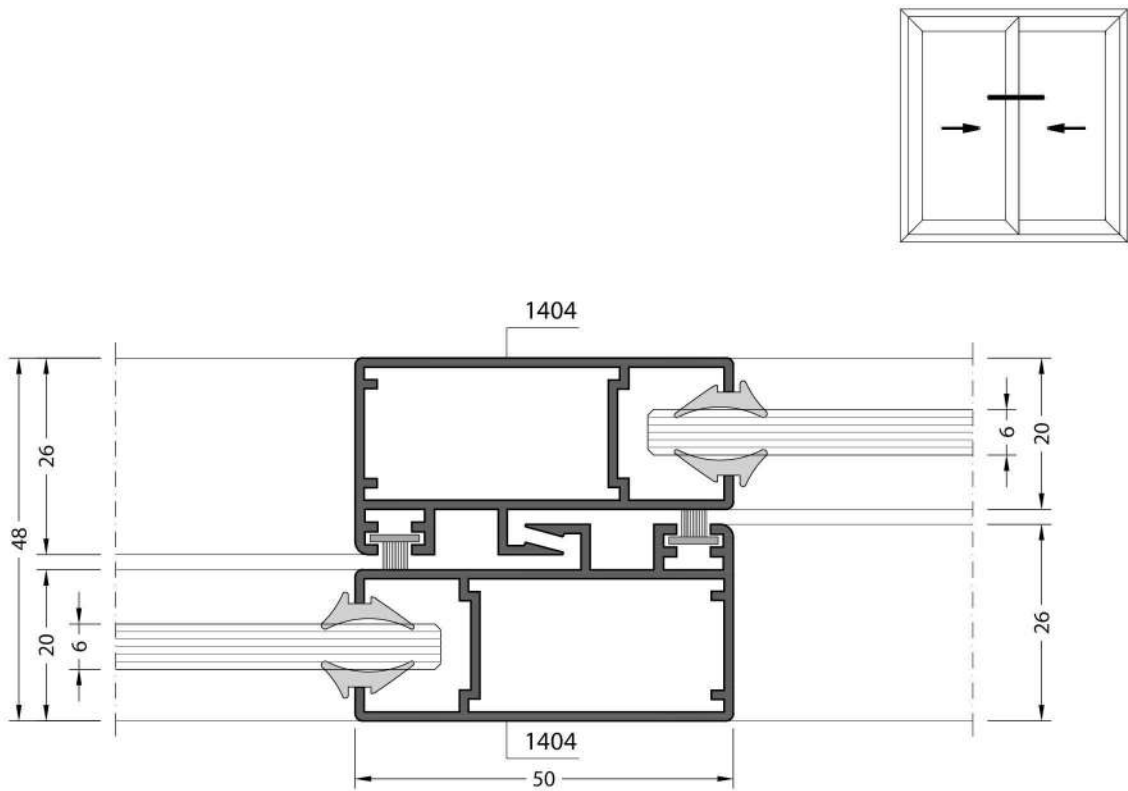
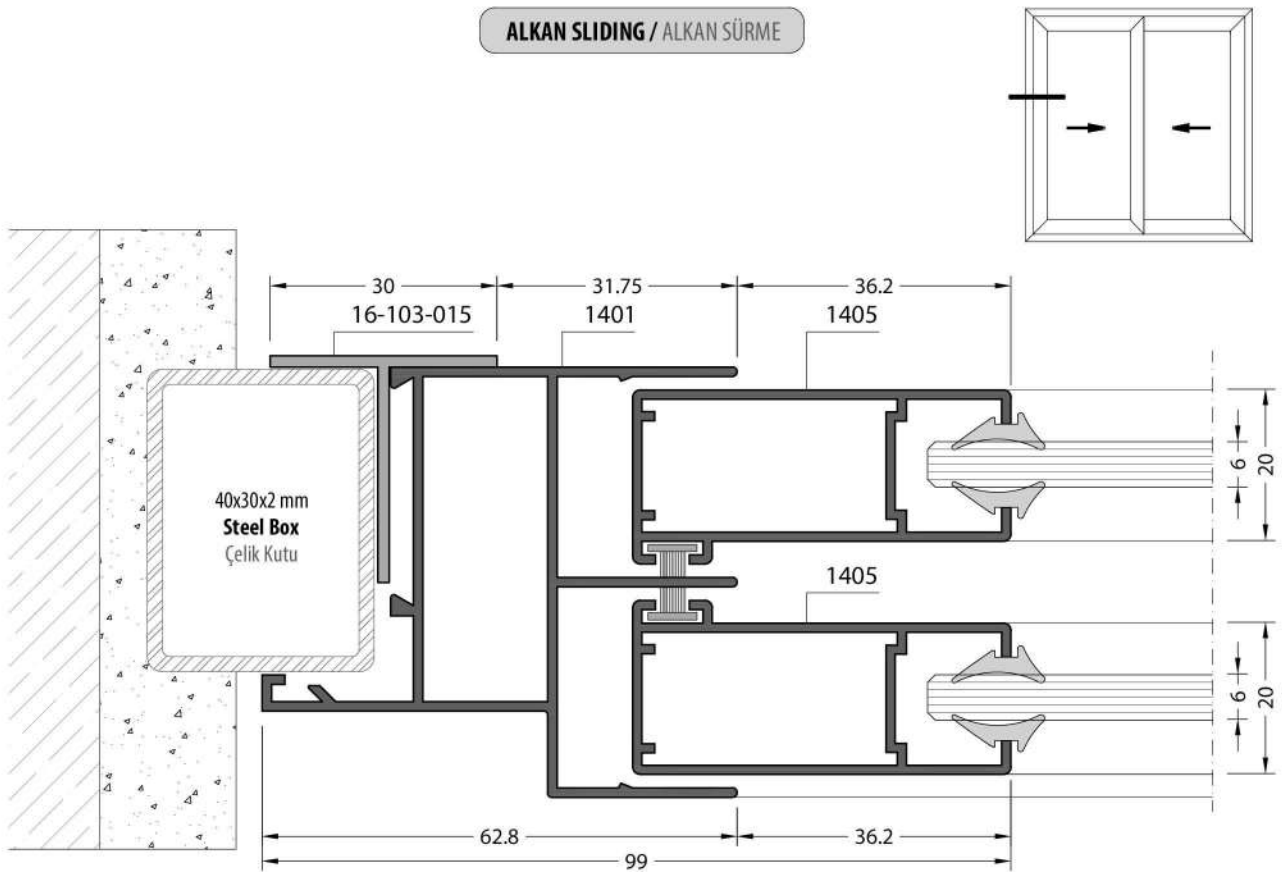


**CODE / KOD**  
**1411**  
**THEORETICAL WEIGHT kg/m**  
TEORİK AĞIRLIK kg/m  
**0.156**

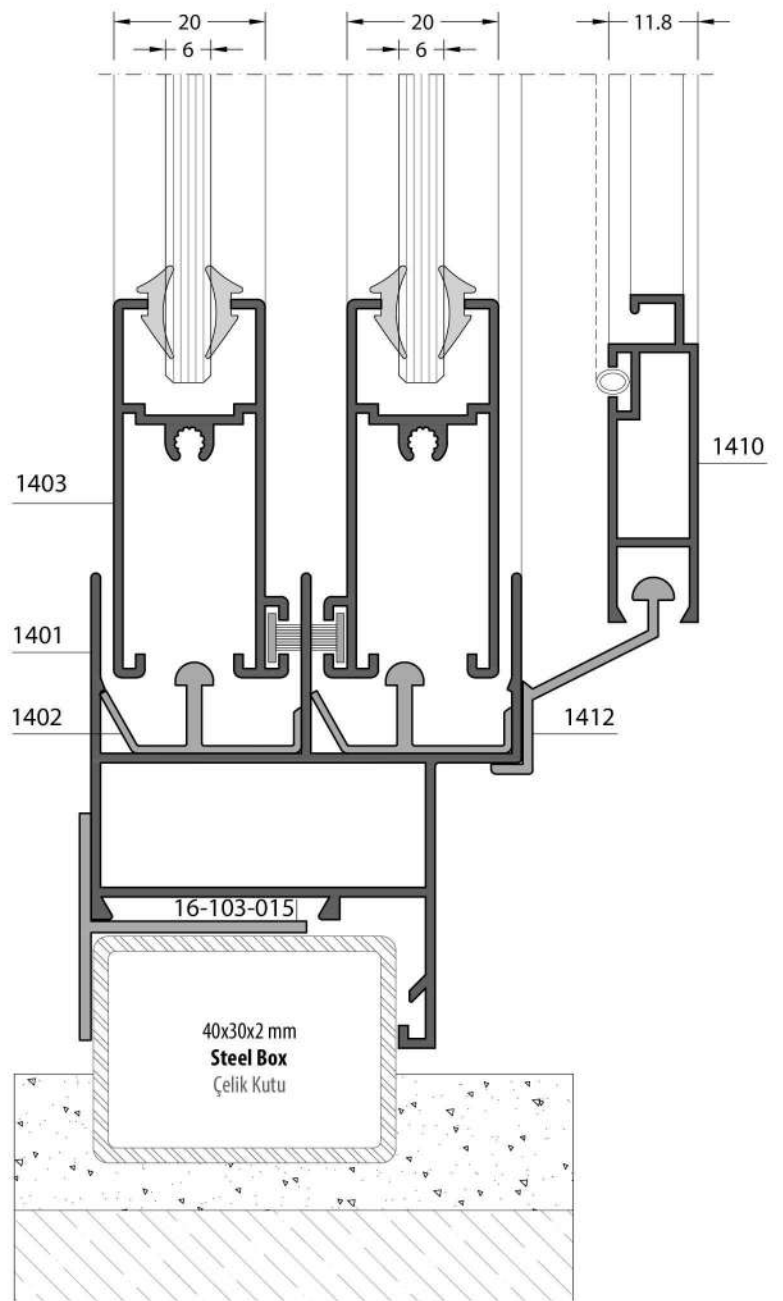
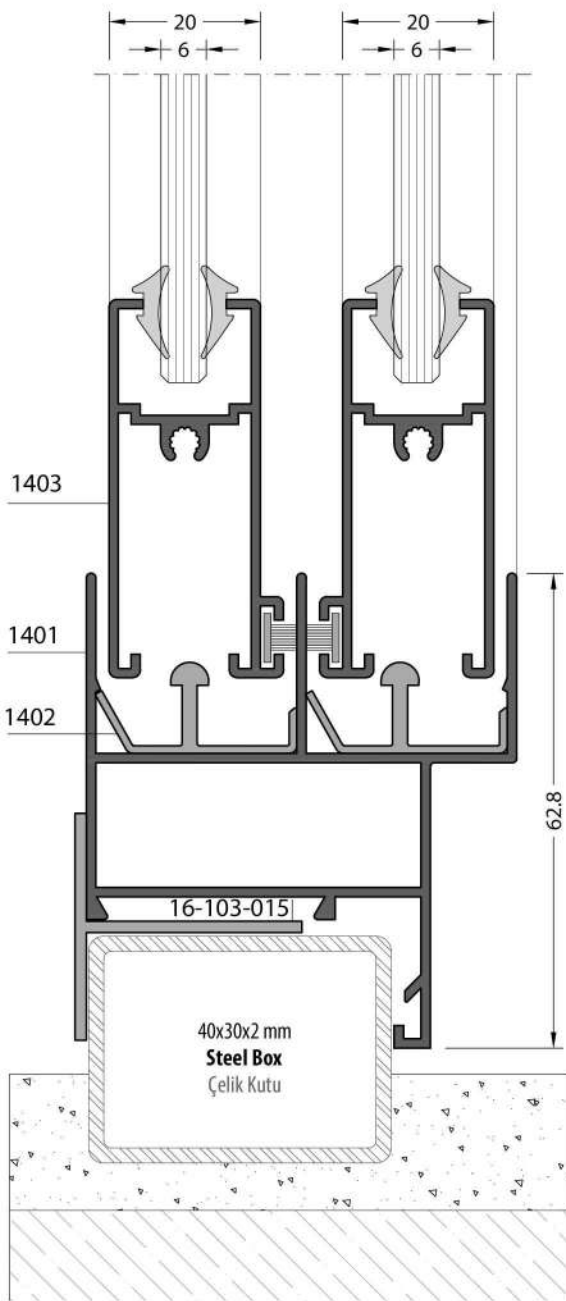
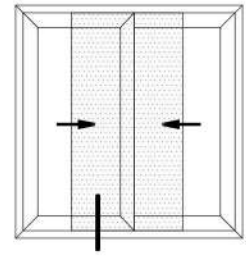
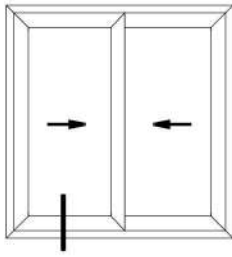


**CODE / KOD**  
**1412**  
**THEORETICAL WEIGHT kg/m**  
TEORİK AĞIRLIK kg/m  
**0.170**

ALKAN SLIDING / ALKAN SÜRME



ALKAN SLIDING / ALKAN SÜRME





## **FLY SCREEN PROFILES**

SİNEKLİK PROFİLLERİ

## **ROLLER BLIND PROFILES**

STOR PERDE PROFİLLERİ

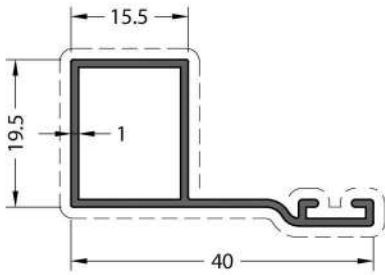
## **SHUTTER PROFILES**

PANJUR PROFİLLERİ

## **SHUTTER BOX PROFILES**

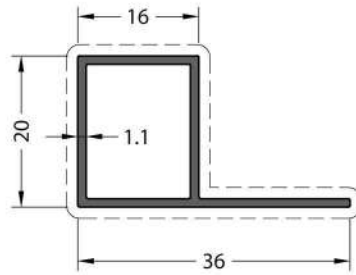
PANJUR KUTU PROFİLLERİ

FLY SCREEN PROFILES / SİNEKLİK PROFİLLERİ



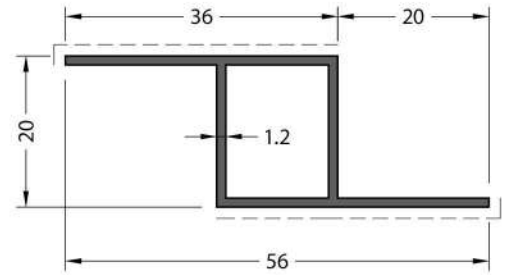
**CODE / KOD**  
**7614**

**THEORETICAL WEIGHT kg/m**  
TEORİK AĞIRLIK kg/m  
**0.269**



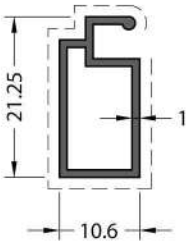
**CODE / KOD**  
**7620**

**THEORETICAL WEIGHT kg/m**  
TEORİK AĞIRLIK kg/m  
**0.260**



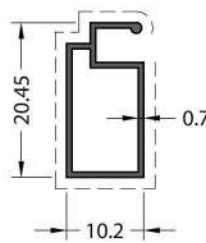
**CODE / KOD**  
**1265**

**THEORETICAL WEIGHT kg/m**  
TEORİK AĞIRLIK kg/m  
**0.347**



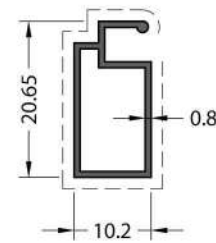
**CODE / KOD**  
**1252**

**THEORETICAL WEIGHT kg/m**  
TEORİK AĞIRLIK kg/m  
**0.170**



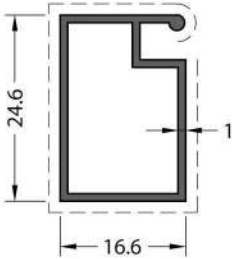
**CODE / KOD**  
**1252İ-07**

**THEORETICAL WEIGHT kg/m**  
TEORİK AĞIRLIK kg/m  
**0.119**



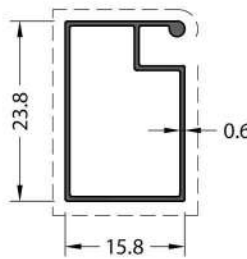
**CODE / KOD**  
**1252İ-08**

**THEORETICAL WEIGHT kg/m**  
TEORİK AĞIRLIK kg/m  
**0.134**



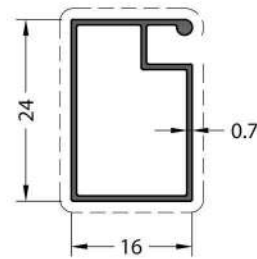
**CODE / KOD**  
**1254**

**THEORETICAL WEIGHT kg/m**  
TEORİK AĞIRLIK kg/m  
**0.232**



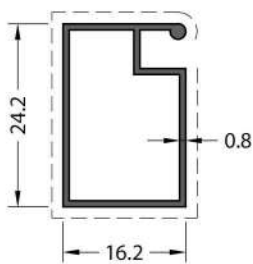
**CODE / KOD**  
**1254İ-06**

**THEORETICAL WEIGHT kg/m**  
TEORİK AĞIRLIK kg/m  
**0.141**



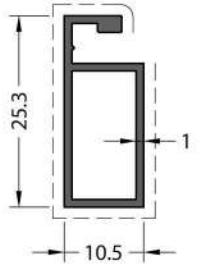
**CODE / KOD**  
**1254İ-07**

**THEORETICAL WEIGHT kg/m**  
TEORİK AĞIRLIK kg/m  
**0.163**



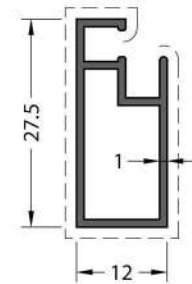
**CODE / KOD**  
**1254İ-08**

**THEORETICAL WEIGHT kg/m**  
TEORİK AĞIRLIK kg/m  
**0.186**



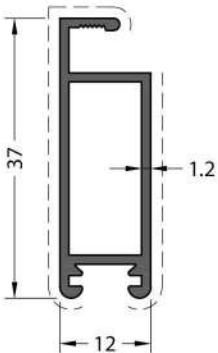
**CODE / KOD**  
**1272**

**THEORETICAL WEIGHT kg/m**  
TEORİK AĞIRLIK kg/m  
**0.194**



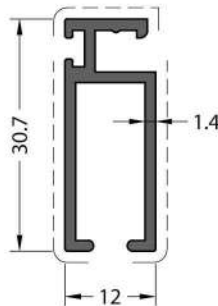
**CODE / KOD**  
**1281**

**THEORETICAL WEIGHT kg/m**  
TEORİK AĞIRLIK kg/m  
**0.219**



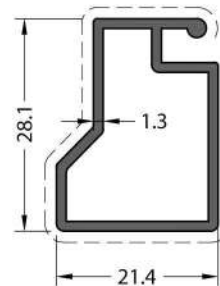
**CODE / KOD**  
**7606**

**THEORETICAL WEIGHT kg/m**  
TEORİK AĞIRLIK kg/m  
**0.321**



**CODE / KOD**  
**7631**

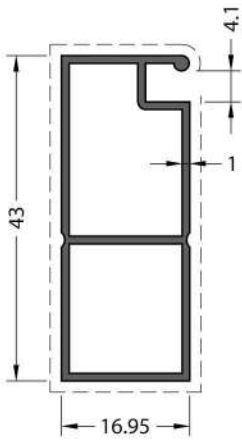
**THEORETICAL WEIGHT kg/m**  
TEORİK AĞIRLIK kg/m  
**0.309**



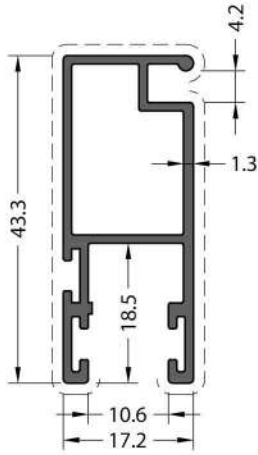
**CODE / KOD**  
**1290**

**THEORETICAL WEIGHT kg/m**  
TEORİK AĞIRLIK kg/m  
**0.345**

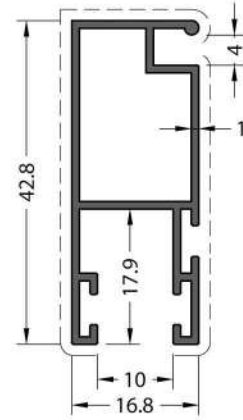
FLY SCREEN PROFILES / SİNEKLİK PROFİLLERİ



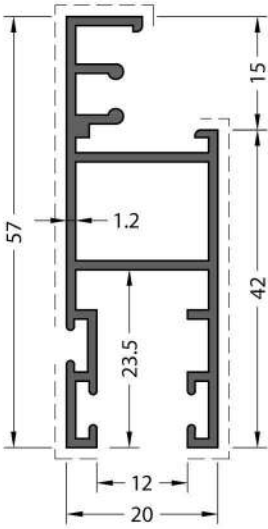
**CODE / KOD**  
**1270**  
**THEORETICAL WEIGHT kg/m**  
TEORİK AĞIRLIK kg/m  
**0.369**



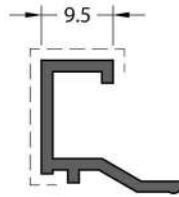
**CODE / KOD**  
**7649**  
**THEORETICAL WEIGHT kg/m**  
TEORİK AĞIRLIK kg/m  
**0.454**



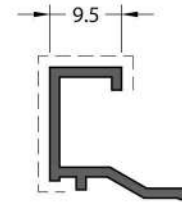
**CODE / KOD**  
**7652**  
**THEORETICAL WEIGHT kg/m**  
TEORİK AĞIRLIK kg/m  
**0.386**



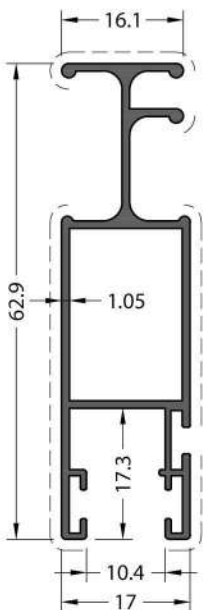
**CODE / KOD**  
**1221**  
**THEORETICAL WEIGHT kg/m**  
TEORİK AĞIRLIK kg/m  
**0.605**



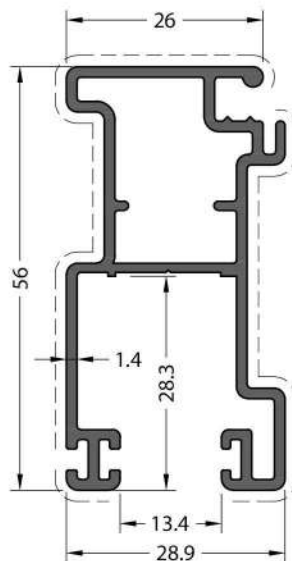
**CODE / KOD**  
**1222**  
**THEORETICAL WEIGHT kg/m**  
TEORİK AĞIRLIK kg/m  
**0.177**



**CODE / KOD**  
**1239**  
**THEORETICAL WEIGHT kg/m**  
TEORİK AĞIRLIK kg/m  
**0.157**

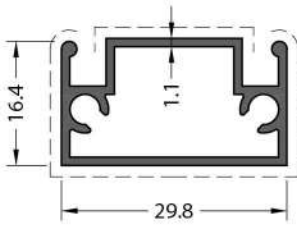


**CODE / KOD**  
**7651**  
**THEORETICAL WEIGHT kg/m**  
TEORİK AĞIRLIK kg/m  
**0.508**

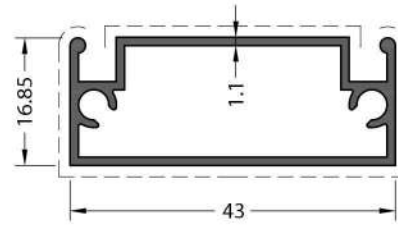


**CODE / KOD**  
**13122**  
**THEORETICAL WEIGHT kg/m**  
TEORİK AĞIRLIK kg/m  
**0.813**

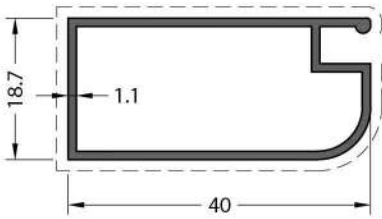
FLY SCREEN PROFILES / SİNEKLİK PROFİLLERİ



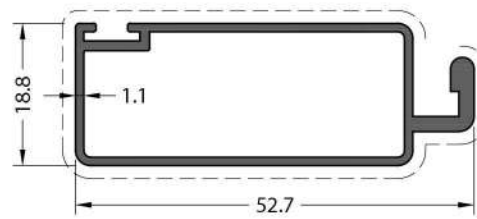
**CODE / KOD**  
**1283**  
**THEORETICAL WEIGHT kg/m**  
TEORİK AĞIRLIK kg/m  
**0.345**



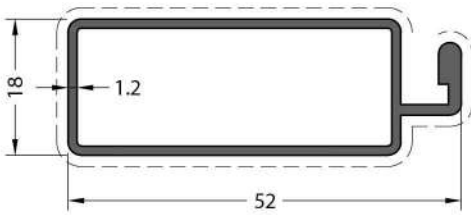
**CODE / KOD**  
**1284**  
**THEORETICAL WEIGHT kg/m**  
TEORİK AĞIRLIK kg/m  
**0.419**



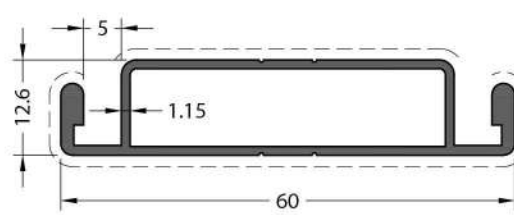
**CODE / KOD**  
**7612**  
**THEORETICAL WEIGHT kg/m**  
TEORİK AĞIRLIK kg/m  
**0.351**



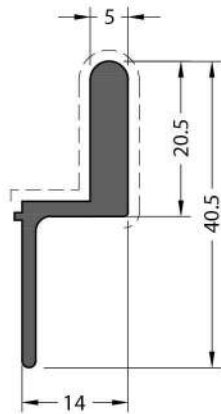
**CODE / KOD**  
**7640**  
**THEORETICAL WEIGHT kg/m**  
TEORİK AĞIRLIK kg/m  
**0.474**



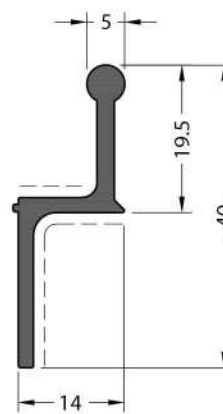
**CODE / KOD**  
**7618**  
**THEORETICAL WEIGHT kg/m**  
TEORİK AĞIRLIK kg/m  
**0.463**



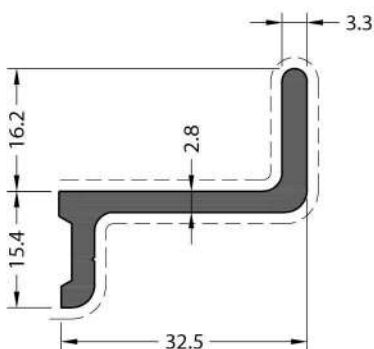
**CODE / KOD**  
**7619**  
**THEORETICAL WEIGHT kg/m**  
TEORİK AĞIRLIK kg/m  
**0.494**



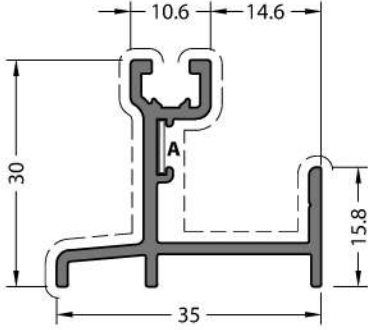
**CODE / KOD**  
**1235**  
**THEORETICAL WEIGHT kg/m**  
TEORİK AĞIRLIK kg/m  
**0.419**



**CODE / KOD**  
**7654**  
**THEORETICAL WEIGHT kg/m**  
TEORİK AĞIRLIK kg/m  
**0.323**



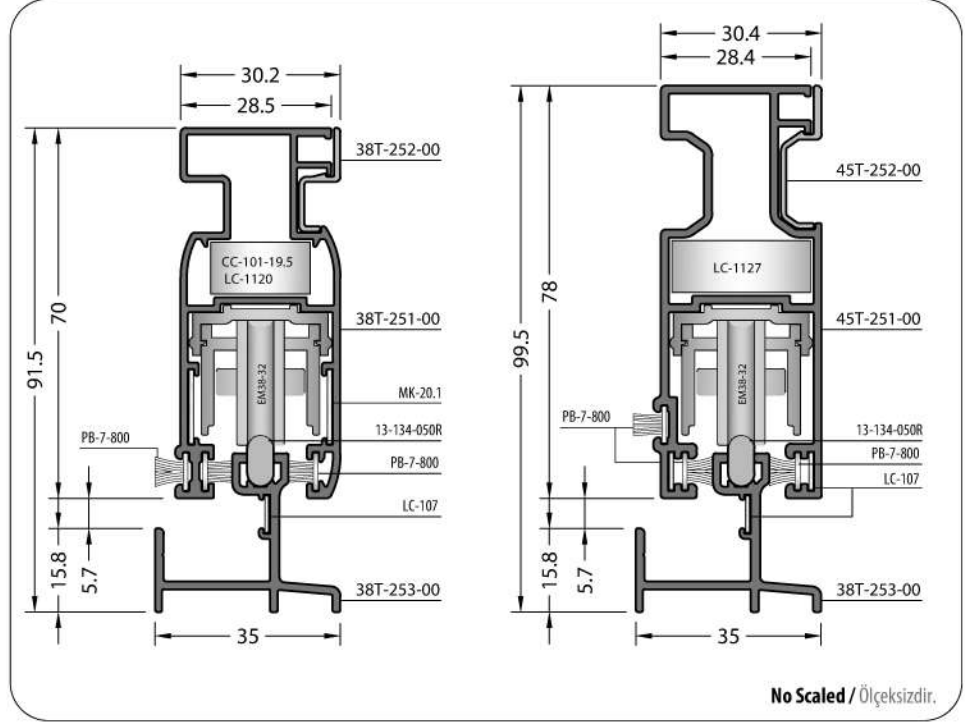
**CODE / KOD**  
**1280**  
**THEORETICAL WEIGHT kg/m**  
TEORİK AĞIRLIK kg/m  
**0.505**



CODE / KOD  
**38T-253-00**  
 THEORETICAL  
 WEIGHT kg/m  
 TEORİK AĞIRLIK kg/m  
**0.422**

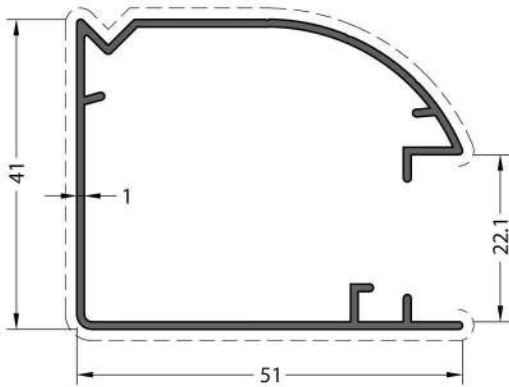
JOINT / BAĞLANTI  
 A LC-107

Application Details / Uygulama Detayı



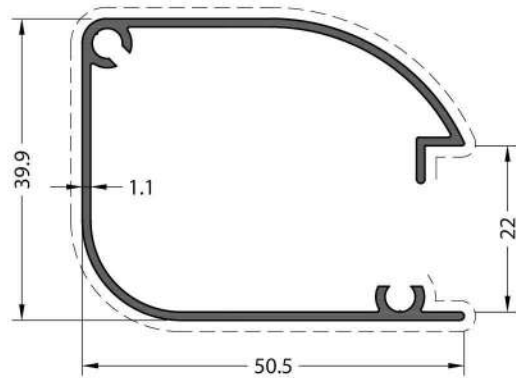
No Scaled / Ölçeksizdir.

ROLLER BLIND PROFILES / STOR PERDE PROFİLLERİ



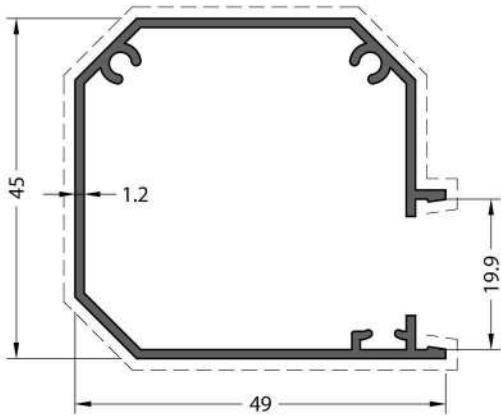
**CODE / KOD**  
**7607**

**THEORETICAL WEIGHT kg/m**  
TEORİK AĞIRLIK kg/m  
**0.474**



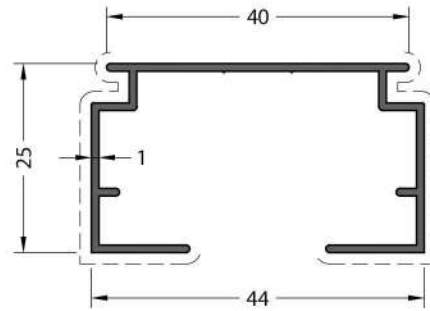
**CODE / KOD**  
**1288**

**THEORETICAL WEIGHT kg/m**  
TEORİK AĞIRLIK kg/m  
**0.490**



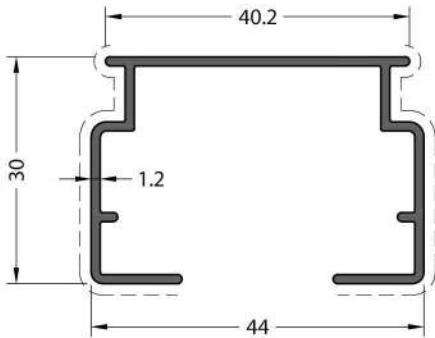
**CODE / KOD**  
**1278**

**THEORETICAL WEIGHT kg/m**  
TEORİK AĞIRLIK kg/m  
**0.570**



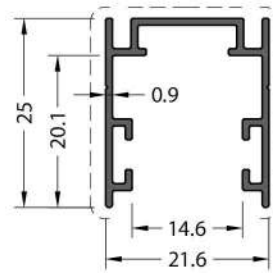
**CODE / KOD**  
**1291**

**THEORETICAL WEIGHT kg/m**  
TEORİK AĞIRLIK kg/m  
**0.342**



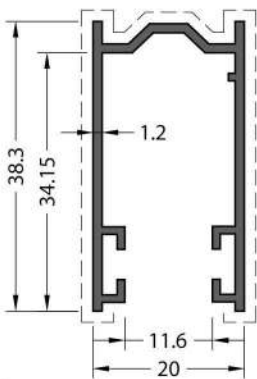
**CODE / KOD**  
**7641**

**THEORETICAL WEIGHT kg/m**  
TEORİK AĞIRLIK kg/m  
**0.422**



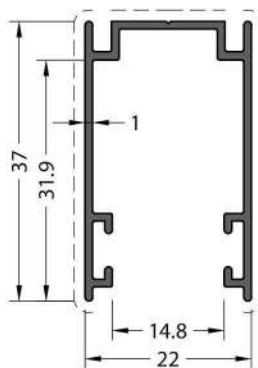
**CODE / KOD**  
**7632**

**THEORETICAL WEIGHT kg/m**  
TEORİK AĞIRLIK kg/m  
**0.237**



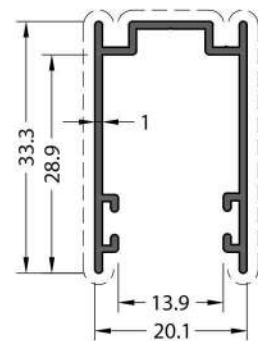
**CODE / KOD**  
**1279**

**THEORETICAL WEIGHT kg/m**  
TEORİK AĞIRLIK kg/m  
**0.369**



**CODE / KOD**  
**7608**

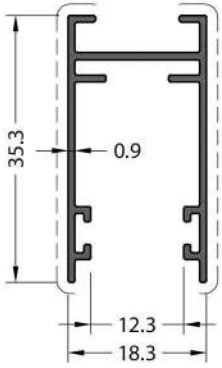
**THEORETICAL WEIGHT kg/m**  
TEORİK AĞIRLIK kg/m  
**0.321**



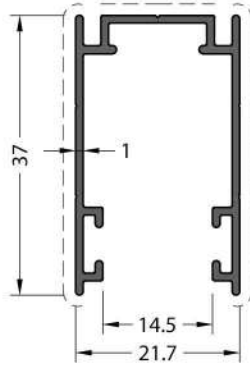
**CODE / KOD**  
**1289**

**THEORETICAL WEIGHT kg/m**  
TEORİK AĞIRLIK kg/m  
**0.280**

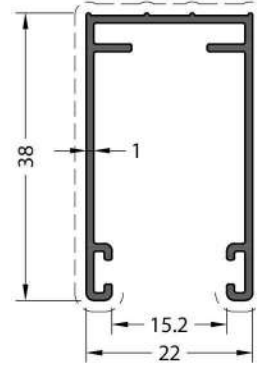
ROLLER BLIND PROFILES / STOR PERDE PROFİLLERİ



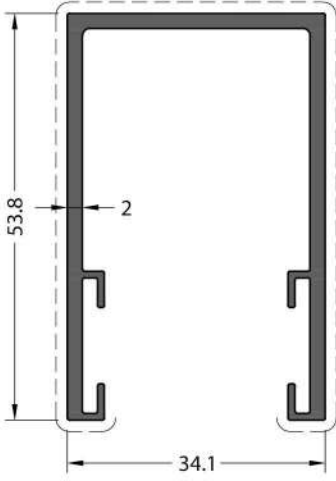
**CODE / KOD**  
**2079**  
**THEORETICAL WEIGHT kg/m**  
TEORİK AĞIRLIK kg/m  
**0.280**



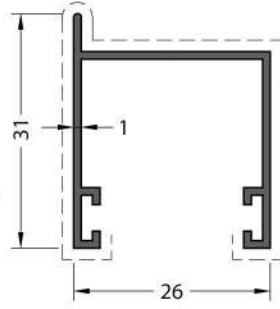
**CODE / KOD**  
**7625**  
**THEORETICAL WEIGHT kg/m**  
TEORİK AĞIRLIK kg/m  
**0.325**



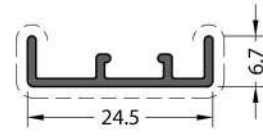
**CODE / KOD**  
**7627**  
**THEORETICAL WEIGHT kg/m**  
TEORİK AĞIRLIK kg/m  
**0.321**



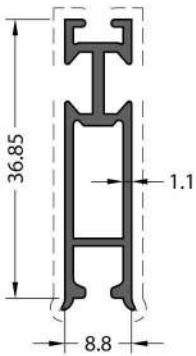
**CODE / KOD**  
**7611**  
**THEORETICAL WEIGHT kg/m**  
TEORİK AĞIRLIK kg/m  
**0.811**



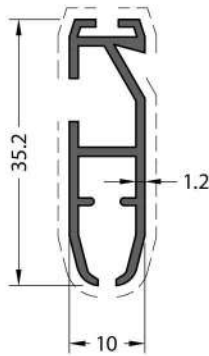
**CODE / KOD**  
**1253**  
**THEORETICAL WEIGHT kg/m**  
TEORİK AĞIRLIK kg/m  
**0.259**




**CODE / KOD**  
**7624**  
**THEORETICAL WEIGHT kg/m**  
TEORİK AĞIRLIK kg/m  
**0.127**



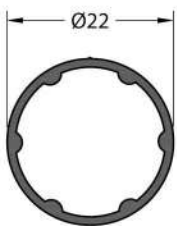
**CODE / KOD**  
**7609**  
**THEORETICAL WEIGHT kg/m**  
TEORİK AĞIRLIK kg/m  
**0.317**



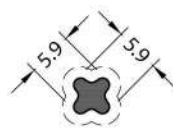
**CODE / KOD**  
**1277**  
**THEORETICAL WEIGHT kg/m**  
TEORİK AĞIRLIK kg/m  
**0.288**



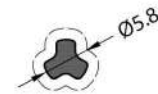
**Mill Finish / Pres**  
**No visible surface.**  
Görünen yüzeyi yoktur.  
**CODE / KOD**  
**1276**  
**THEORETICAL WEIGHT kg/m**  
TEORİK AĞIRLIK kg/m  
**0.263**



**Mill Finish / Pres**  
**No visible surface.**  
Görünen yüzeyi yoktur.  
**CODE / KOD**  
**7610**  
**THEORETICAL WEIGHT kg/m**  
TEORİK AĞIRLIK kg/m  
**0.223**

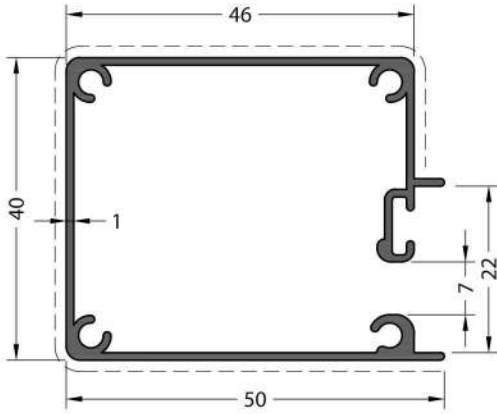


**CODE / KOD**  
**1292**  
**THEORETICAL WEIGHT kg/m**  
TEORİK AĞIRLIK kg/m  
**0.048**



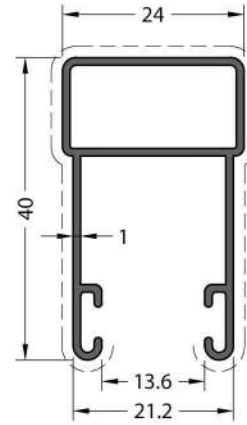
**CODE / KOD**  
**2040**  
**THEORETICAL WEIGHT kg/m**  
TEORİK AĞIRLIK kg/m  
**0.050**

ROLLER BLIND PROFILES / STOR PERDE PROFİLLERİ



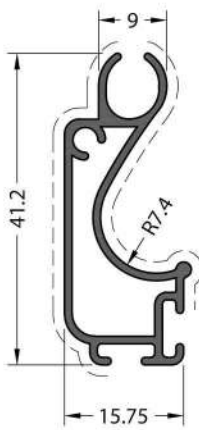
**CODE / KOD**  
**14390**

**THEORETICAL WEIGHT kg/m**  
TEORİK AĞIRLIK kg/m  
**0.583**



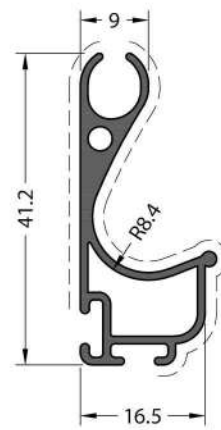
**CODE / KOD**  
**14392**

**THEORETICAL WEIGHT kg/m**  
TEORİK AĞIRLIK kg/m  
**0.374**



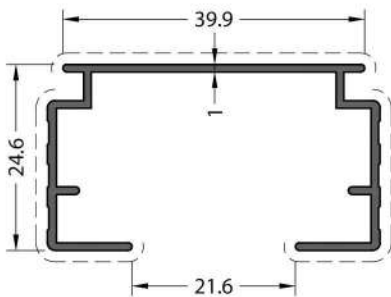
**CODE / KOD**  
**14391**

**THEORETICAL WEIGHT kg/m**  
TEORİK AĞIRLIK kg/m  
**0.358**



**CODE / KOD**  
**14389**

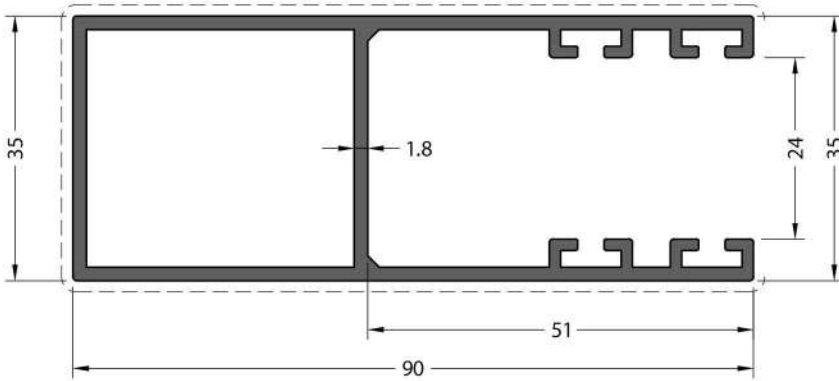
**THEORETICAL WEIGHT kg/m**  
TEORİK AĞIRLIK kg/m  
**0.381**



**CODE / KOD**  
**2039**

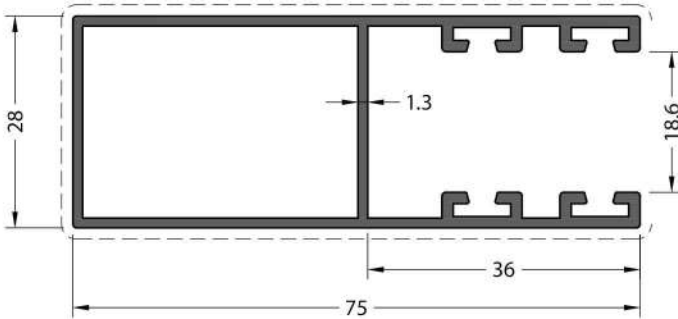
**THEORETICAL WEIGHT kg/m**  
TEORİK AĞIRLIK kg/m  
**0.338**

SHUTTER PROFILES / PANJUR PROFİLLERİ



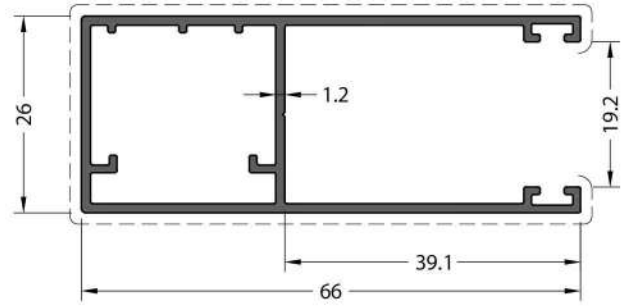
**CODE / KOD**  
**1299**

**THEORETICAL WEIGHT kg/m**  
TEORİK AĞIRLIK kg/m  
**1.376**



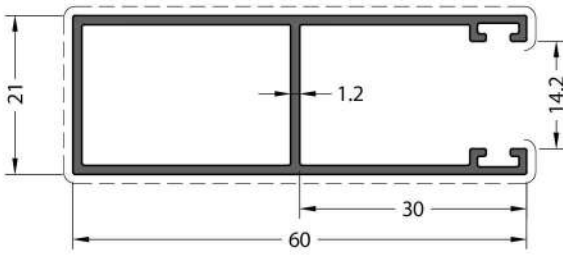
**CODE / KOD**  
**1298**

**THEORETICAL WEIGHT kg/m**  
TEORİK AĞIRLIK kg/m  
**0.892**



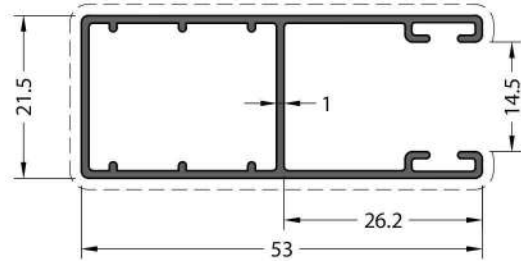
**CODE / KOD**  
**7626**

**THEORETICAL WEIGHT kg/m**  
TEORİK AĞIRLIK kg/m  
**0.644**



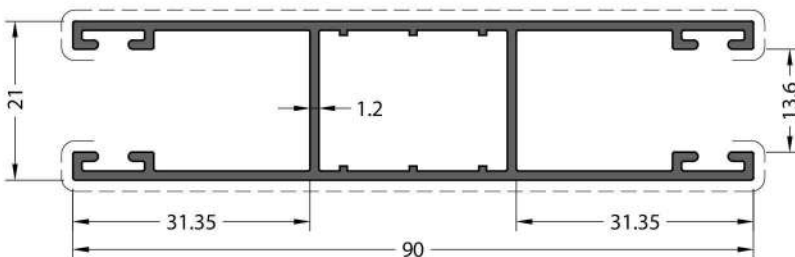
**CODE / KOD**  
**7633**

**THEORETICAL WEIGHT kg/m**  
TEORİK AĞIRLIK kg/m  
**0.540**



**CODE / KOD**  
**2057**


**THEORETICAL WEIGHT kg/m**  
TEORİK AĞIRLIK kg/m  
**0.447**



**CODE / KOD**  
**7634**

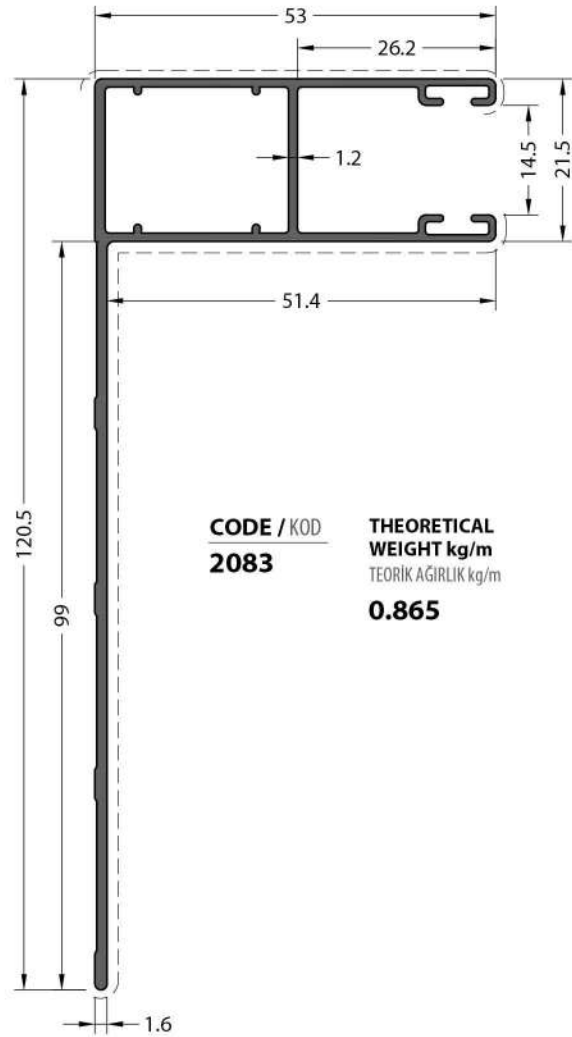
**THEORETICAL WEIGHT kg/m**  
TEORİK AĞIRLIK kg/m  
**0.832**

SHUTTER PROFILES / PANJUR PROFİLLERİ



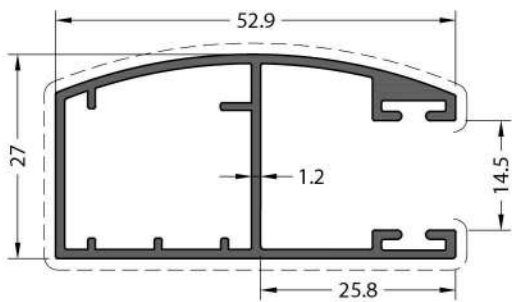
**CODE / KOD**  
**11067**

**THEORETICAL WEIGHT kg/m**  
TEORİK AĞIRLIK kg/m  
**0.851**



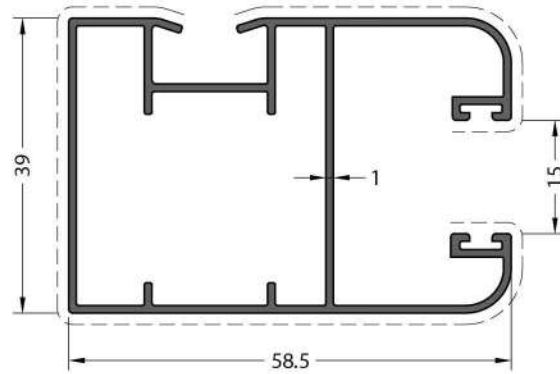
**CODE / KOD**  
**2083**

**THEORETICAL WEIGHT kg/m**  
TEORİK AĞIRLIK kg/m  
**0.865**



**CODE / KOD**  
**1027**

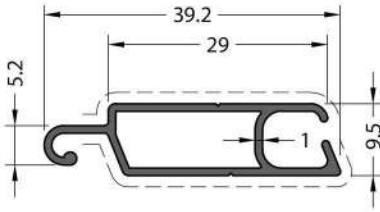
**THEORETICAL WEIGHT kg/m**  
TEORİK AĞIRLIK kg/m  
**0.627**



**CODE / KOD**  
**7647**

**THEORETICAL WEIGHT kg/m**  
TEORİK AĞIRLIK kg/m  
**0.729**

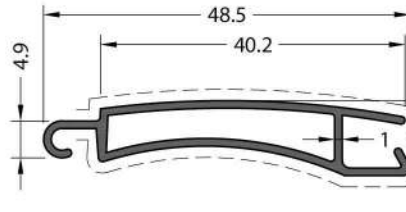
SHUTTER PROFILES / PANJUR PROFİLLERİ



**CODE / KOD**  
**1294**

**THEORETICAL WEIGHT kg/m**  
TEORİK AĞIRLIK kg/m

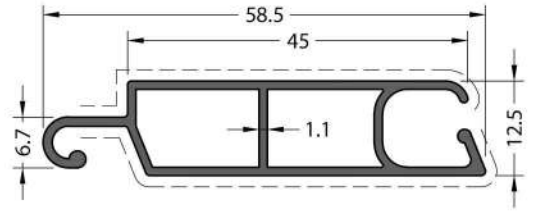
**0.253**



**CODE / KOD**  
**1293**

**THEORETICAL WEIGHT kg/m**  
TEORİK AĞIRLIK kg/m

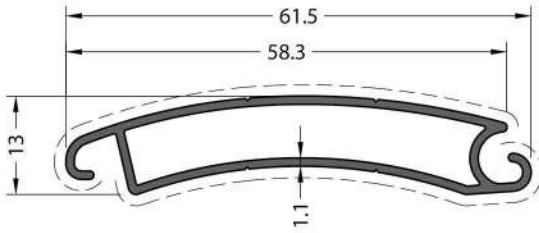
**0.297**



**CODE / KOD**  
**7602**

**THEORETICAL WEIGHT kg/m**  
TEORİK AĞIRLIK kg/m

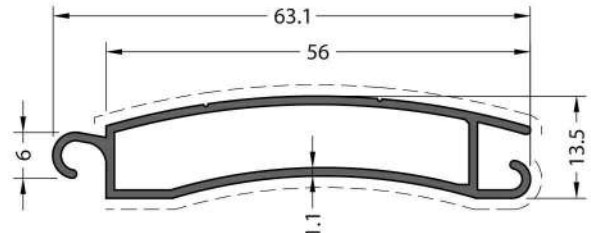
**0.452**



**CODE / KOD**  
**7653**

**THEORETICAL WEIGHT kg/m**  
TEORİK AĞIRLIK kg/m

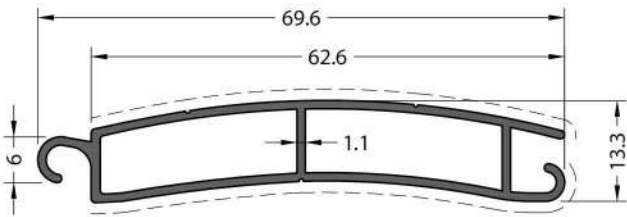
**0.413**



**CODE / KOD**  
**7601**

**THEORETICAL WEIGHT kg/m**  
TEORİK AĞIRLIK kg/m

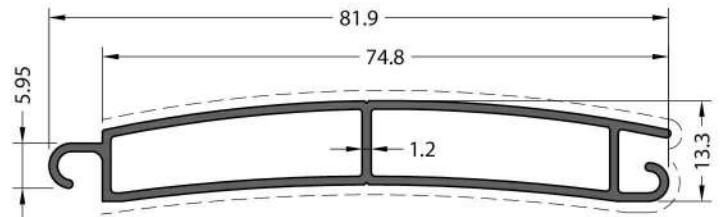
**0.436**



**CODE / KOD**  
**7613**

**THEORETICAL WEIGHT kg/m**  
TEORİK AĞIRLIK kg/m

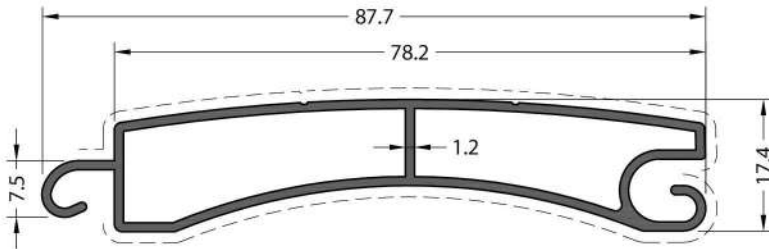
**0.498**



**CODE / KOD**  
**7622**

**THEORETICAL WEIGHT kg/m**  
TEORİK AĞIRLIK kg/m

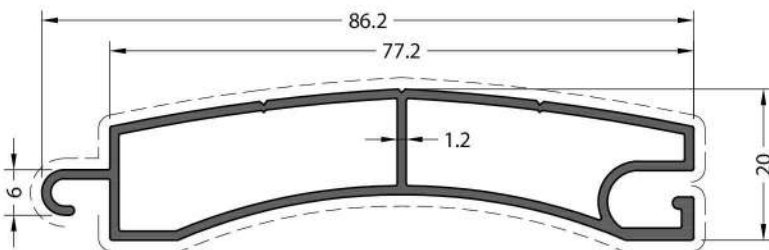
**0.573**



**CODE / KOD**  
**1297**

**THEORETICAL WEIGHT kg/m**  
TEORİK AĞIRLIK kg/m

**0.723**

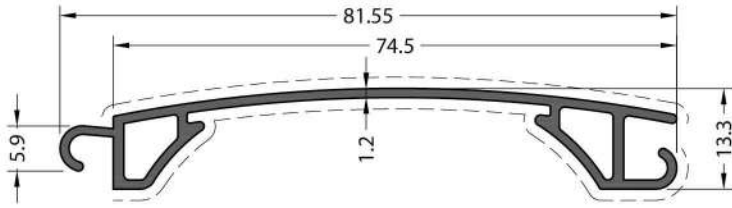


**CODE / KOD**  
**2077**

**THEORETICAL WEIGHT kg/m**  
TEORİK AĞIRLIK kg/m

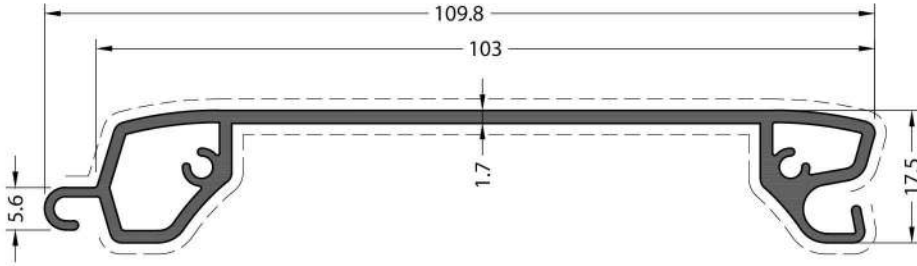
**0.730**

SHUTTER PROFILES / PANJUR PROFİLLERİ



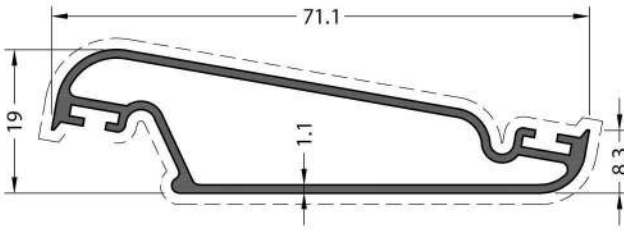
CODE / KOD  
**7623**

THEORETICAL  
WEIGHT kg/m  
TEORİK AĞIRLIK kg/m  
**0.494**



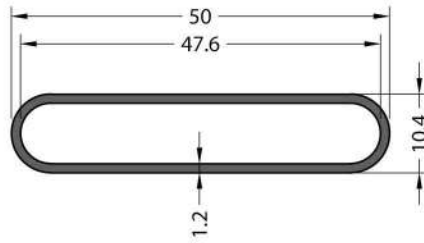
CODE / KOD  
**7604**

THEORETICAL  
WEIGHT kg/m  
TEORİK AĞIRLIK kg/m  
**0.892**



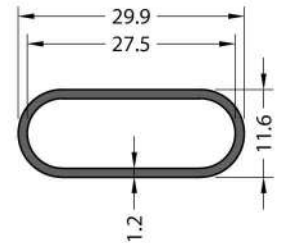
CODE / KOD  
**1259**

THEORETICAL  
WEIGHT kg/m  
TEORİK AĞIRLIK kg/m  
**0.529**



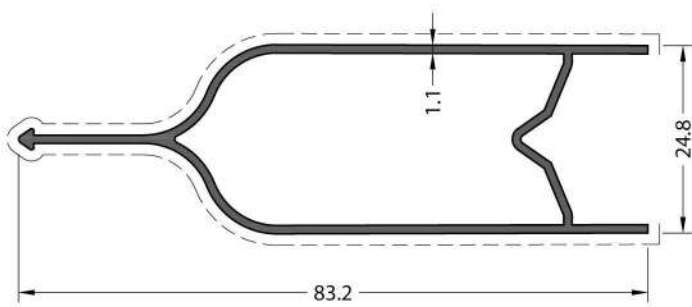
CODE / KOD  
**2705**

THEORETICAL  
WEIGHT kg/m  
TEORİK AĞIRLIK kg/m  
**0.350**



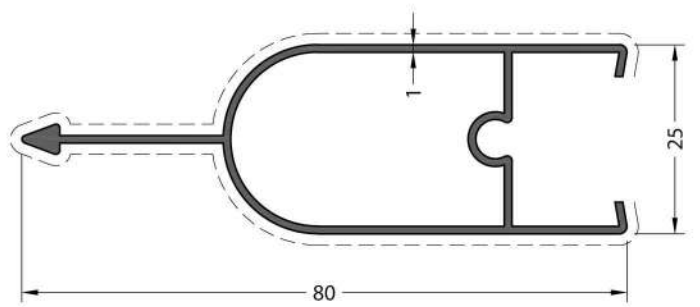
CODE / KOD  
**1058**

THEORETICAL  
WEIGHT kg/m  
TEORİK AĞIRLIK kg/m  
**0.224**



CODE / KOD  
**7605**

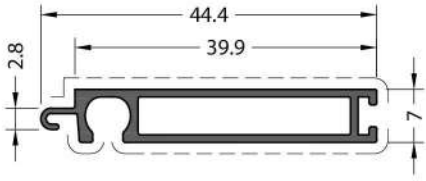
THEORETICAL  
WEIGHT kg/m  
TEORİK AĞIRLIK kg/m  
**0.555**



CODE / KOD  
**07-301-00**

THEORETICAL  
WEIGHT kg/m  
TEORİK AĞIRLIK kg/m  
**0.514**

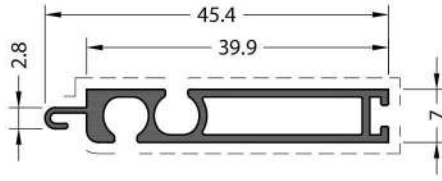
SHUTTER PROFILES / PANJUR PROFİLLERİ



**CODE / KOD**  
**1285**

**THEORETICAL WEIGHT kg/m**  
TEORİK AĞIRLIK kg/m

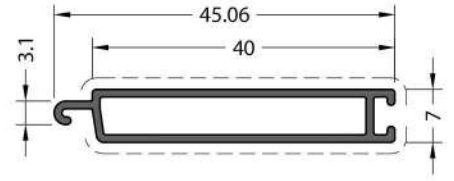
**0.276**



**CODE / KOD**  
**1286**

**THEORETICAL WEIGHT kg/m**  
TEORİK AĞIRLIK kg/m

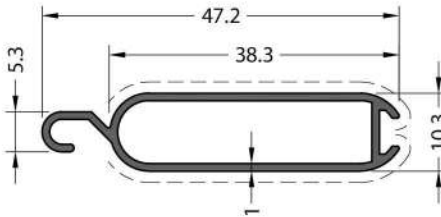
**0.306**



**CODE / KOD**  
**7648**

**THEORETICAL WEIGHT kg/m**  
TEORİK AĞIRLIK kg/m

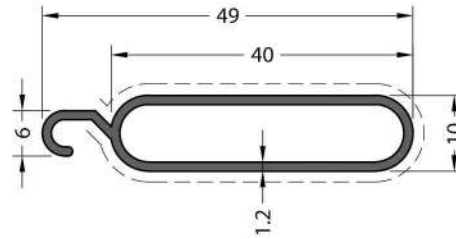
**0.266**



**CODE / KOD**  
**1287**

**THEORETICAL WEIGHT kg/m**  
TEORİK AĞIRLIK kg/m

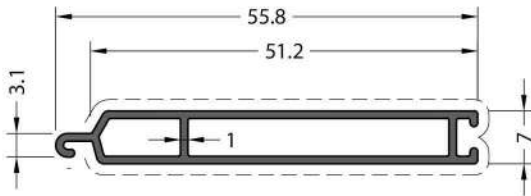
**0.285**



**CODE / KOD**  
**1251**

**THEORETICAL WEIGHT kg/m**  
TEORİK AĞIRLIK kg/m

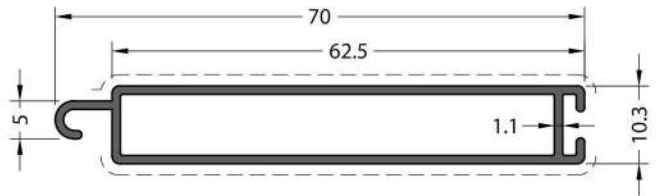
**0.334**



**CODE / KOD**  
**7628**

**THEORETICAL WEIGHT kg/m**  
TEORİK AĞIRLIK kg/m

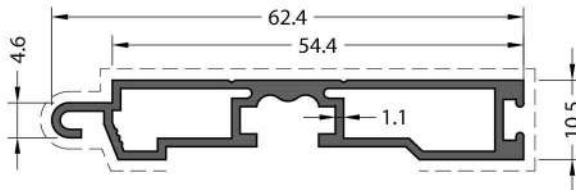
**0.336**



**CODE / KOD**  
**1295**

**THEORETICAL WEIGHT kg/m**  
TEORİK AĞIRLIK kg/m

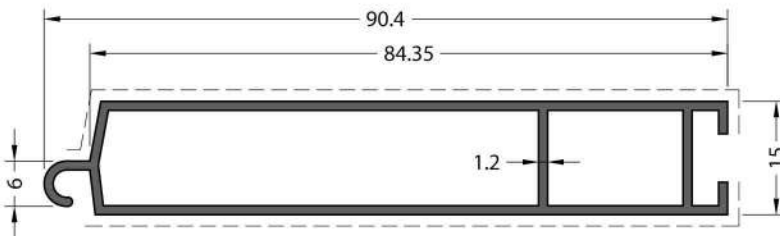
**0.466**



**CODE / KOD**  
**13313**

**THEORETICAL WEIGHT kg/m**  
TEORİK AĞIRLIK kg/m

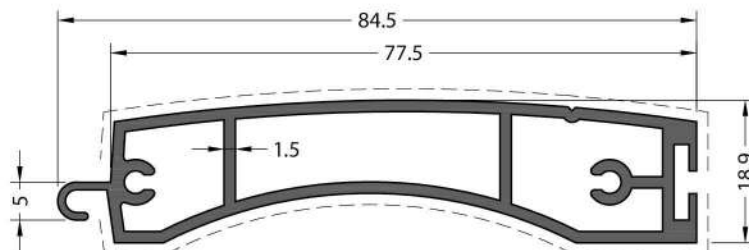
**0.504**



**CODE / KOD**  
**1296**

**THEORETICAL WEIGHT kg/m**  
TEORİK AĞIRLIK kg/m

**0.719**

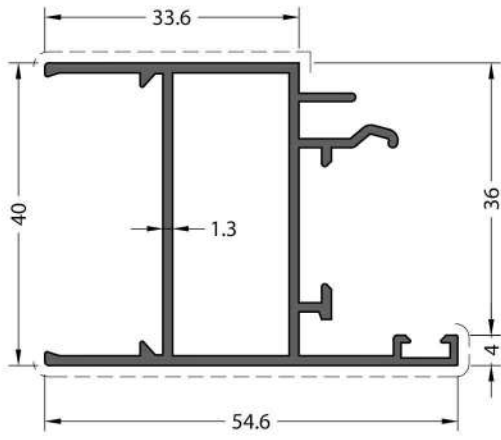


**CODE / KOD**  
**2078**

**THEORETICAL WEIGHT kg/m**  
TEORİK AĞIRLIK kg/m

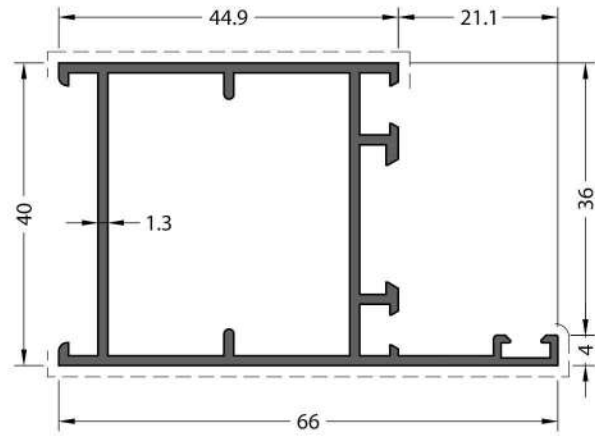
**1.016**

SHUTTER PROFILES / PANJUR PROFİLLERİ



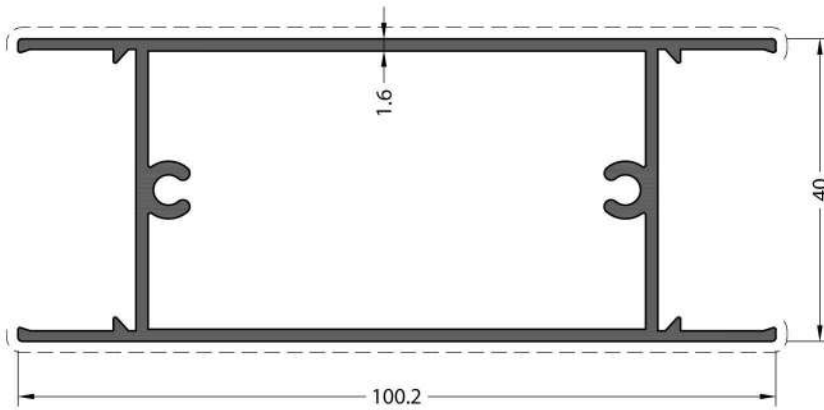
**CODE / KOD**  
**1255**

**THEORETICAL WEIGHT kg/m**  
TEORİK AĞIRLIK kg/m  
**0.705**



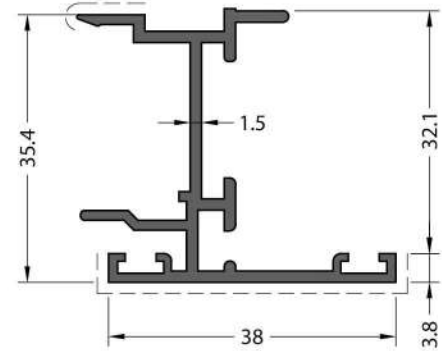
**CODE / KOD**  
**1256**

**THEORETICAL WEIGHT kg/m**  
TEORİK AĞIRLIK kg/m  
**0.767**



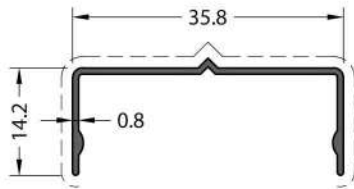
**CODE / KOD**  
**1257**

**THEORETICAL WEIGHT kg/m**  
TEORİK AĞIRLIK kg/m  
**1.298**



**CODE / KOD**  
**1264**

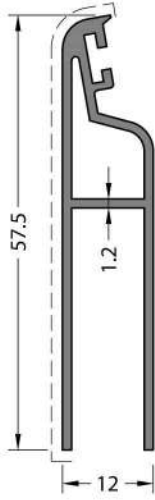
**THEORETICAL WEIGHT kg/m**  
TEORİK AĞIRLIK kg/m  
**0.543**



**CODE / KOD**  
**1266**

**THEORETICAL WEIGHT kg/m**  
TEORİK AĞIRLIK kg/m  
**0.142**

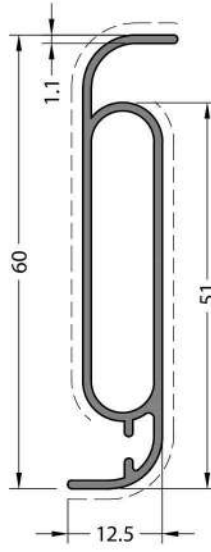
SHUTTER PROFILES / PANJUR PROFİLLERİ



**CODE / KOD**  
**1258**

**THEORETICAL WEIGHT kg/m**  
TEORİK AĞIRLIK kg/m

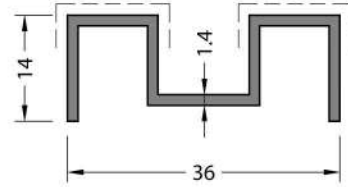
**0.450**



**CODE / KOD**  
**1819**

**THEORETICAL WEIGHT kg/m**  
TEORİK AĞIRLIK kg/m

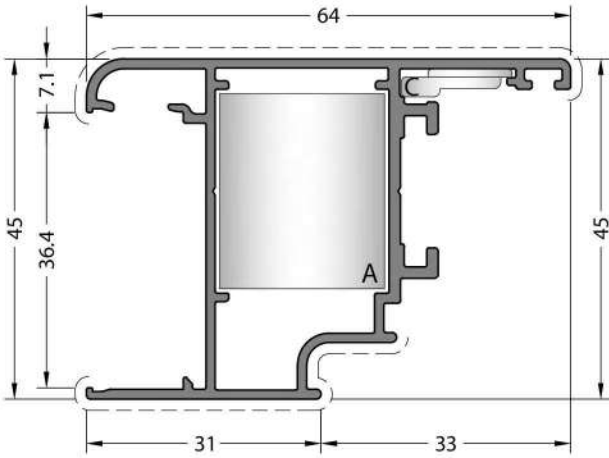
**0.412**



**CODE / KOD**  
**1260**

**THEORETICAL WEIGHT kg/m**  
TEORİK AĞIRLIK kg/m

**0.308**



**CODE / KOD**  
**40C-207-00**

**THEORETICAL WEIGHT kg/m**  
TEORİK AĞIRLIK kg/m

**0.814**

**EXTRUDED CORNER JOINTS**  
KÖŞE TAKOZU

**DIE-CAST CORNER JOINT**  
PİMLİ BAĞLANTI



**A** CC-103-26.5

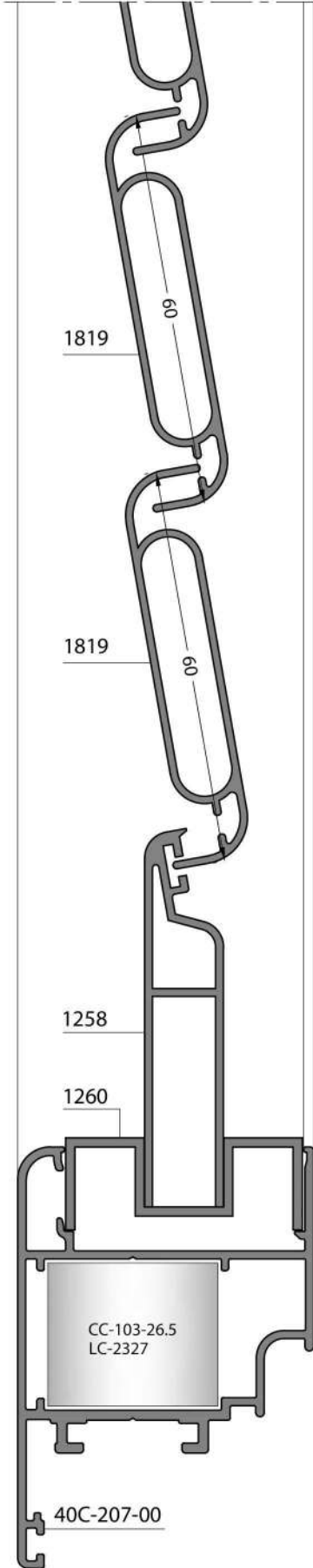
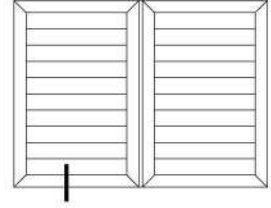


**A** LC-2327



**C** PK-20

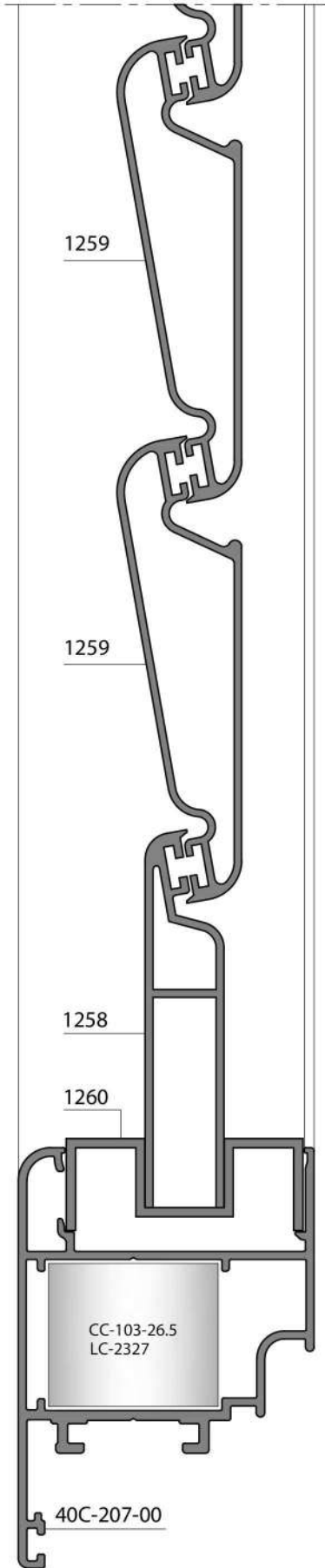
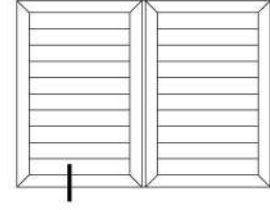
SHUTTER PROFILES / PANJUR PROFİLLERİ



APPLICATION SYSTEMS  
UYGULANABİLİR SİSTEMLER 40C, 54T, 60T



SHUTTER PROFILES / PANJUR PROFİLLERİ

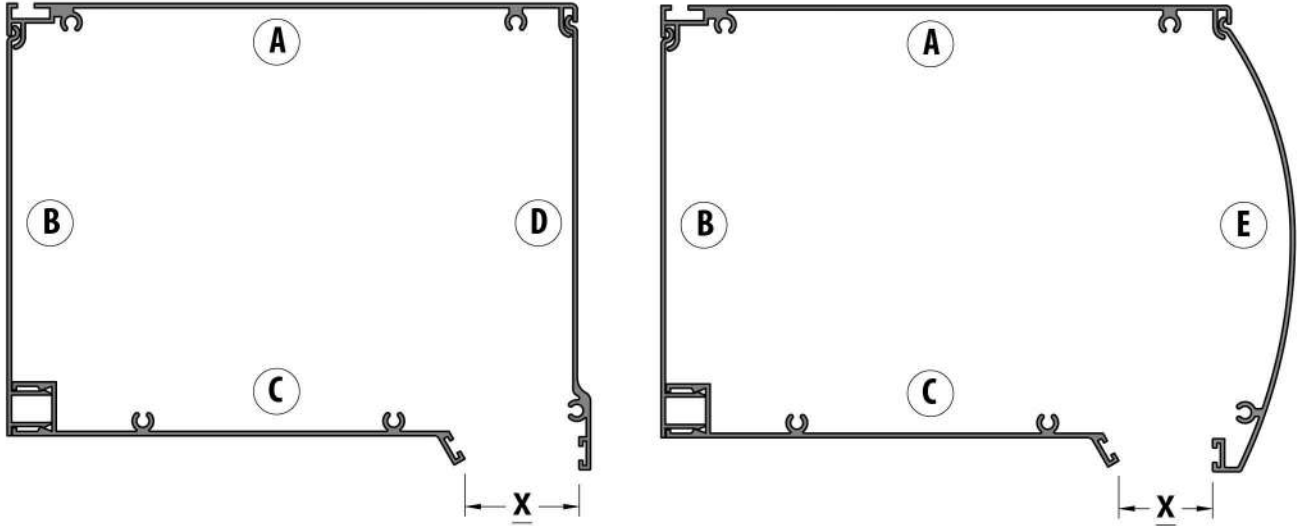


APPLICATION SYSTEMS  
UYGULANABİLİR SİSTEMLER 40C, 54T, 60T



## SHUTTER BOX PROFILES / PANJUR KUTU PROFİLLERİ

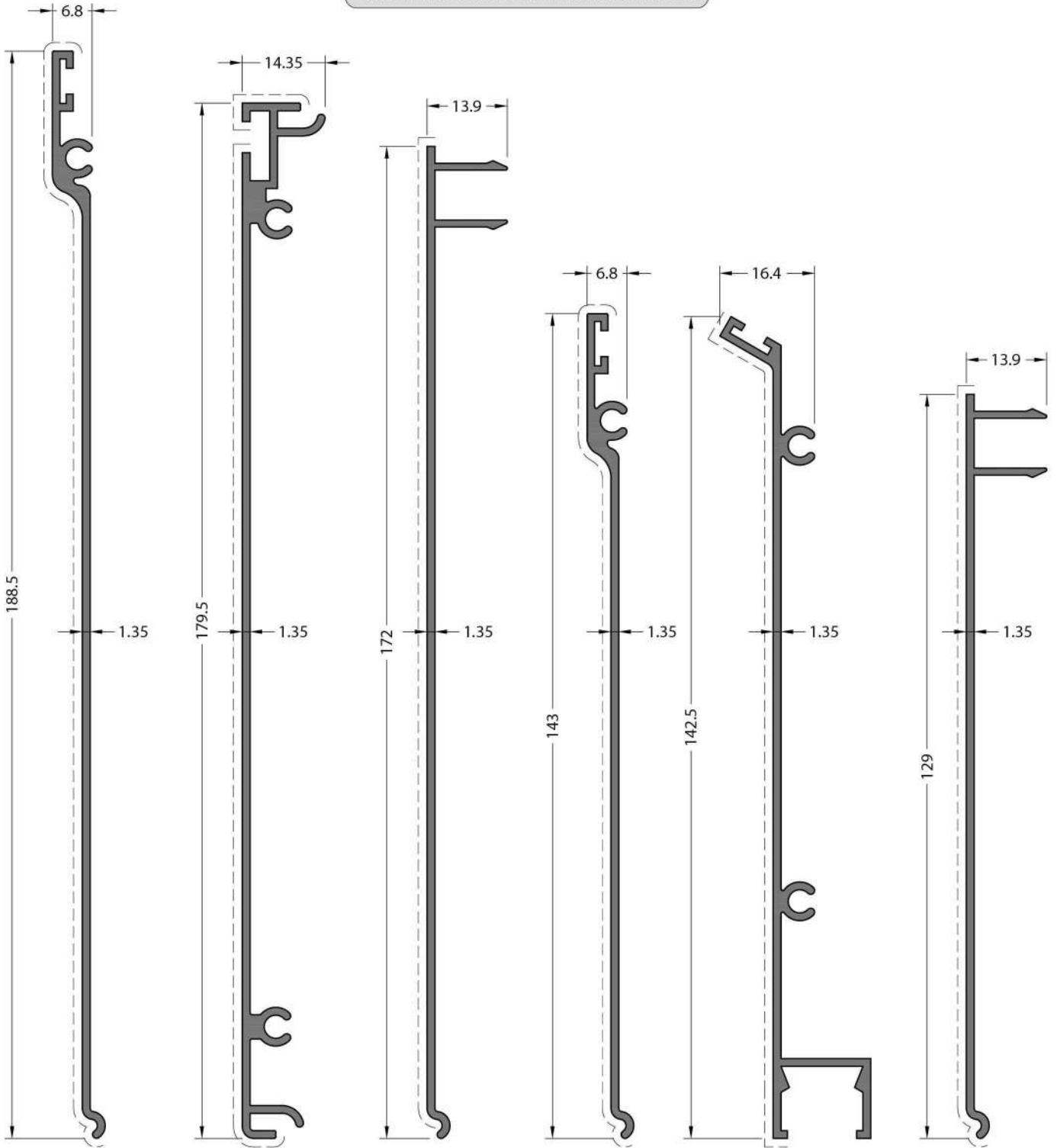
## SHUTTER CAP DIEMENSIONS / PANJUR KAPAK ÖLÇÜLERİ



SHUTTER CAP DIEMENSION PANJUR ÖLÇÜSÜ	A PROFILE PROFIL	B PROFILE PROFIL	C PROFILE PROFIL	D PROFILE PROFIL	E PROFILE PROFIL	X DIEMENSION ÖLÇÜSÜ
179.5 x 136 mm	1049	1053	1051	1052	-	35.95 mm
	1049	1053	7617	1052	-	32.4 mm
	1049	1053	11176	1052	-	35.95 mm
	1049	1053	7617	-	7615	26 mm
179.5 x 179 mm	1049	1048	7617	1050	-	33.45 mm
	1049	1048	11176	1050	-	37 mm
	1049	1048	1051	1050	-	37 mm
	1049	1048	7617	-	7616	27 mm
200 x 200 mm	11185	11184	11187	11186	-	37 mm
220 x 220 mm	11189	11188	11191	11190	-	37 mm
250 x 250 mm	11193	11192	11195	11194	-	37 mm

\* Enjection side caps does not exist. / Enjeksiyon yan kapakları mevcut değil.

SHUTTER BOX PROFILES / PANJUR KUTU PROFİLLERİ



CODE / KOD

**1050**

THEORETICAL  
WEIGHT kg/m  
TEORİK AĞIRLIK kg/m

**0.799**

CODE / KOD

**1049**

THEORETICAL  
WEIGHT kg/m  
TEORİK AĞIRLIK kg/m

**0.963**

CODE / KOD

**1048**

THEORETICAL  
WEIGHT kg/m  
TEORİK AĞIRLIK kg/m

**0.713**

CODE / KOD

**1052**

THEORETICAL  
WEIGHT kg/m  
TEORİK AĞIRLIK kg/m

**0.626**

CODE / KOD

**1051**

THEORETICAL  
WEIGHT kg/m  
TEORİK AĞIRLIK kg/m

**0.790**

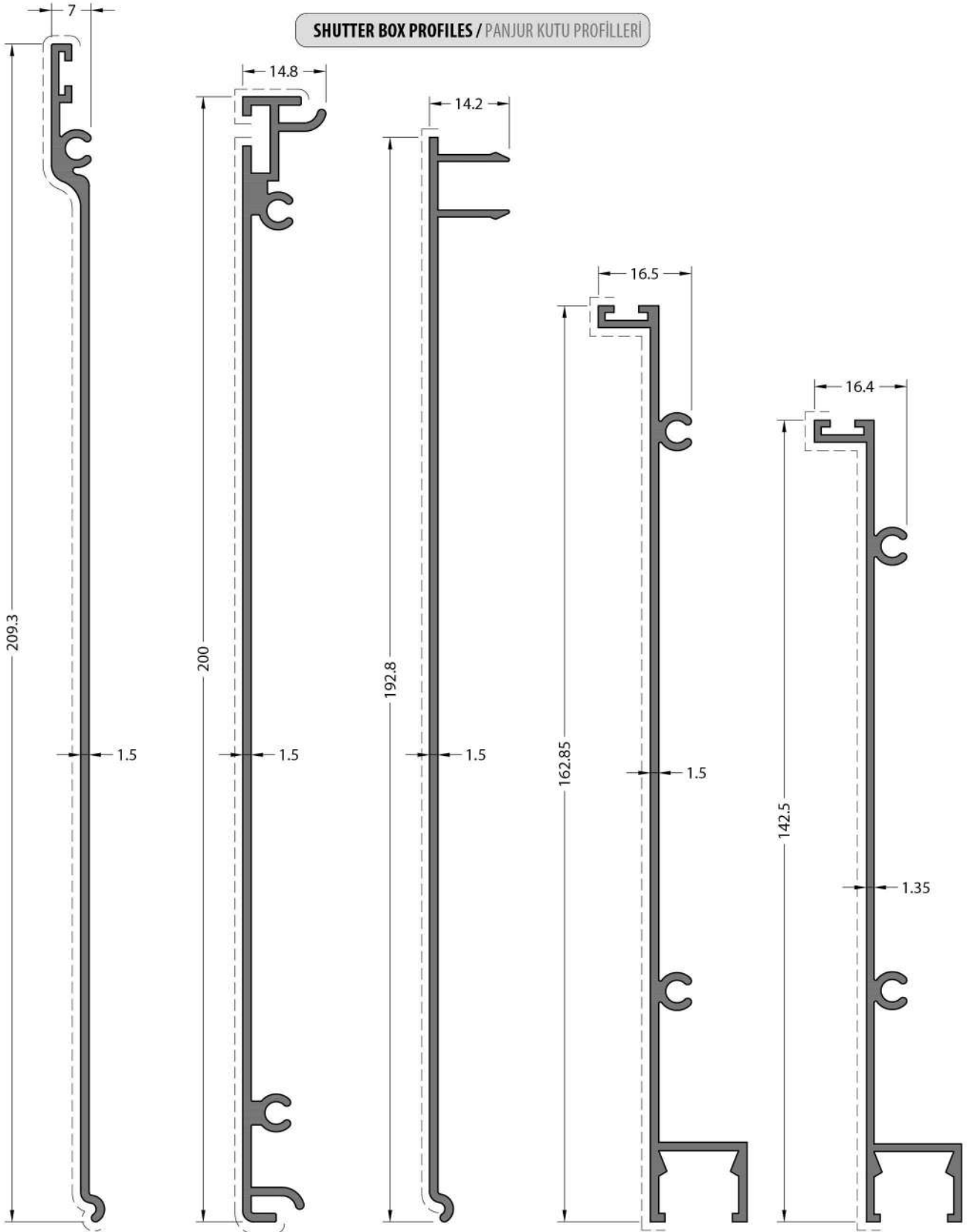
CODE / KOD

**1053**

THEORETICAL  
WEIGHT kg/m  
TEORİK AĞIRLIK kg/m

**0.556**

SHUTTER BOX PROFILES / PANJUR KUTU PROFİLLERİ



**CODE / KOD**  
**11186**

**THEORETICAL WEIGHT kg/m**  
TEORİK AĞIRLIK kg/m  
**0.956**

**CODE / KOD**  
**11185**

**THEORETICAL WEIGHT kg/m**  
TEORİK AĞIRLIK kg/m  
**1.139**

**CODE / KOD**  
**11184**

**THEORETICAL WEIGHT kg/m**  
TEORİK AĞIRLIK kg/m  
**0.868**

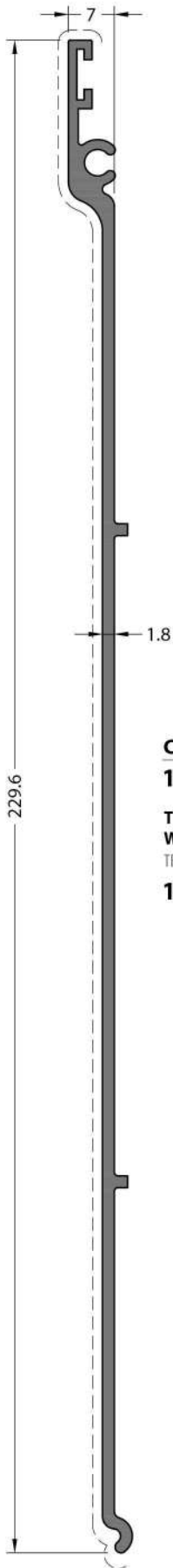
**CODE / KOD**  
**11187**

**THEORETICAL WEIGHT kg/m**  
TEORİK AĞIRLIK kg/m  
**0.957**

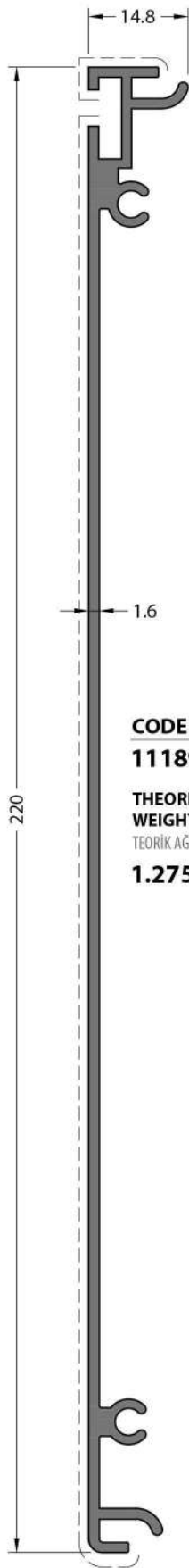
**CODE / KOD**  
**11176**

**THEORETICAL WEIGHT kg/m**  
TEORİK AĞIRLIK kg/m  
**0.803**

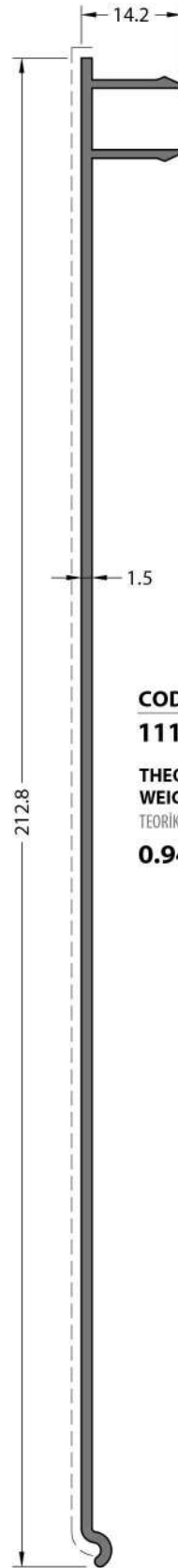
SHUTTER BOX PROFILES / PANJUR KUTU PROFİLLERİ



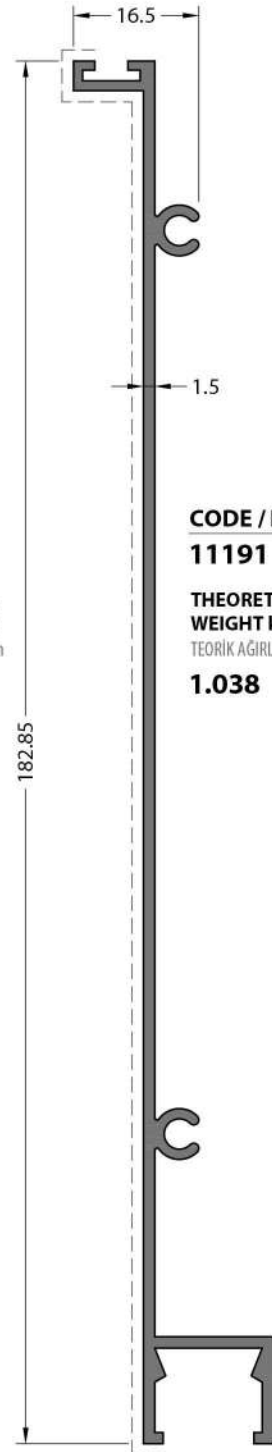
**CODE / KOD**  
**11190**  
**THEORETICAL WEIGHT kg/m**  
 TEORİK AĞIRLIK kg/m  
**1.238**



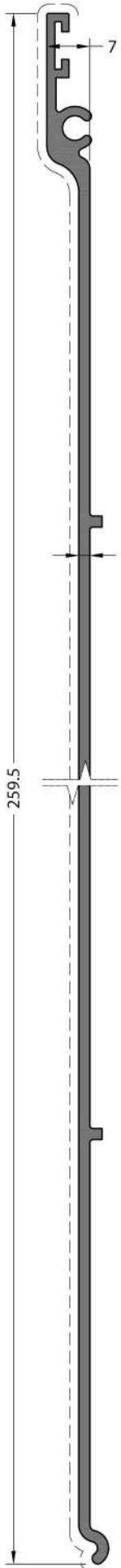
**CODE / KOD**  
**11189**  
**THEORETICAL WEIGHT kg/m**  
 TEORİK AĞIRLIK kg/m  
**1.275**



**CODE / KOD**  
**11188**  
**THEORETICAL WEIGHT kg/m**  
 TEORİK AĞIRLIK kg/m  
**0.949**



**CODE / KOD**  
**11191**  
**THEORETICAL WEIGHT kg/m**  
 TEORİK AĞIRLIK kg/m  
**1.038**

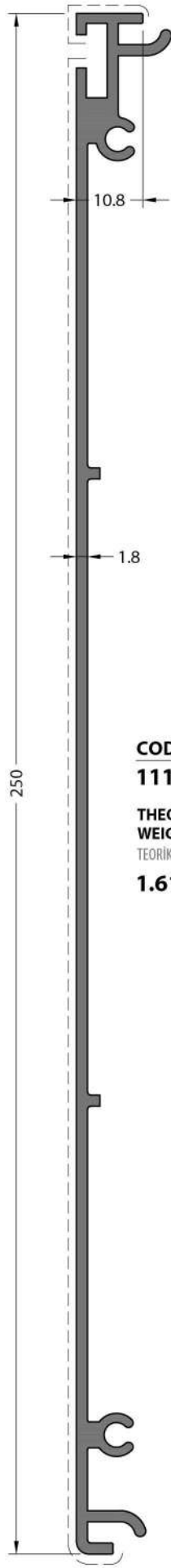


**CODE / KOD**

**11194**

**THEORETICAL WEIGHT kg/m**  
TEORİK AĞIRLIK kg/m

**1.384**

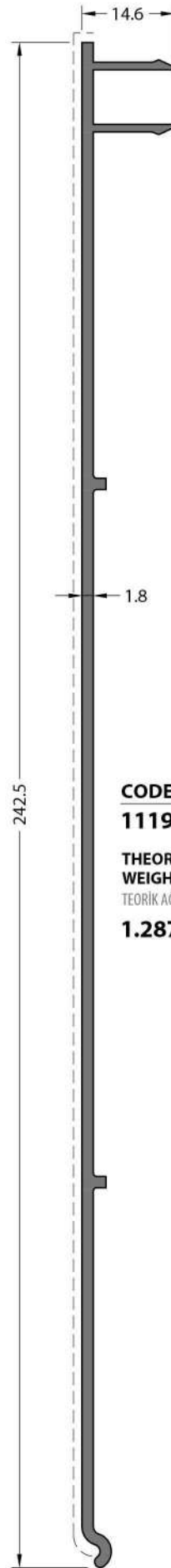


**CODE / KOD**

**11193**

**THEORETICAL WEIGHT kg/m**  
TEORİK AĞIRLIK kg/m

**1.614**

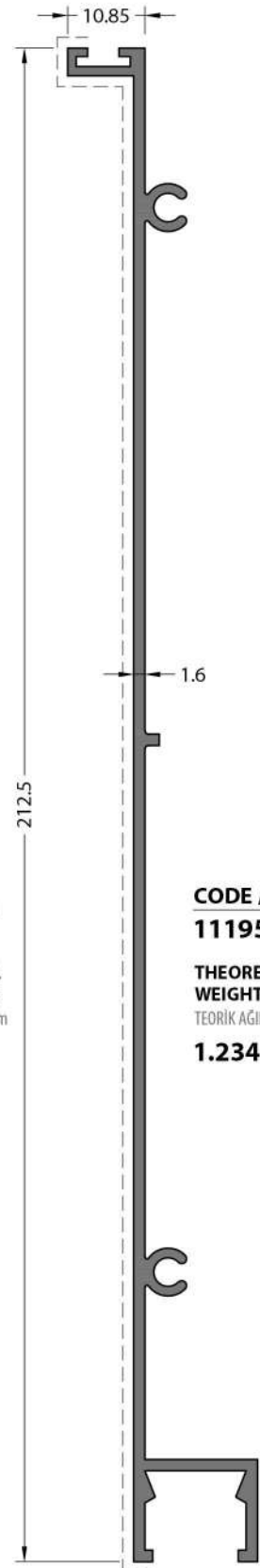


**CODE / KOD**

**11192**

**THEORETICAL WEIGHT kg/m**  
TEORİK AĞIRLIK kg/m

**1.287**



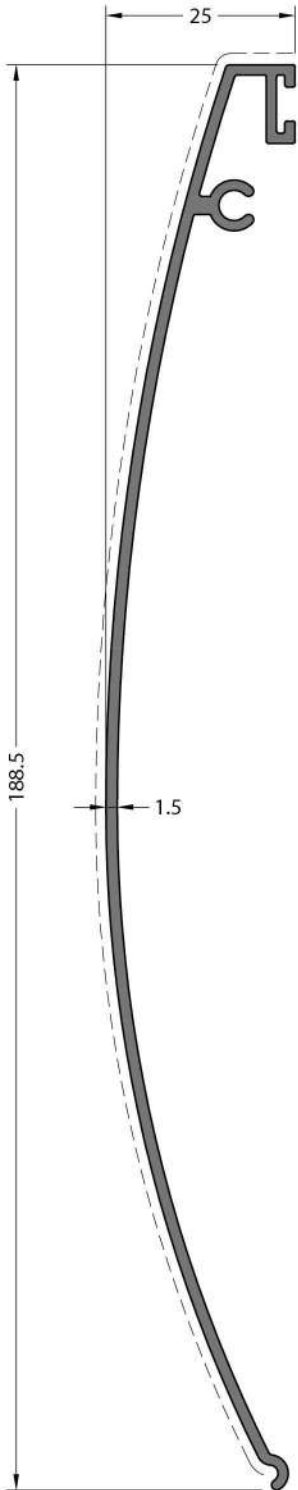
**CODE / KOD**

**11195**

**THEORETICAL WEIGHT kg/m**  
TEORİK AĞIRLIK kg/m

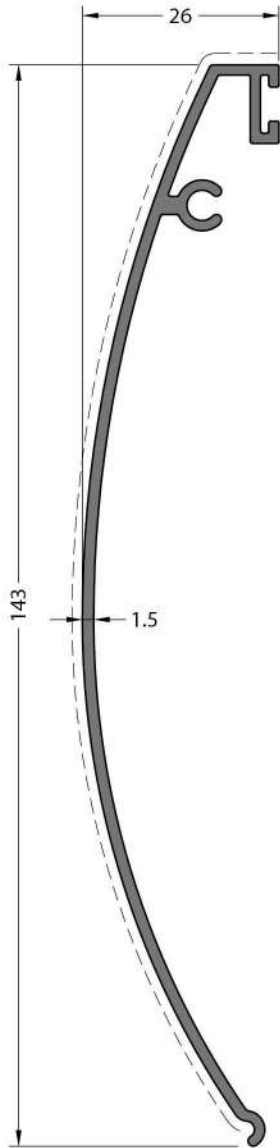
**1.234**

SHUTTER BOX PROFILES / PANJUR KUTU PROFİLLERİ



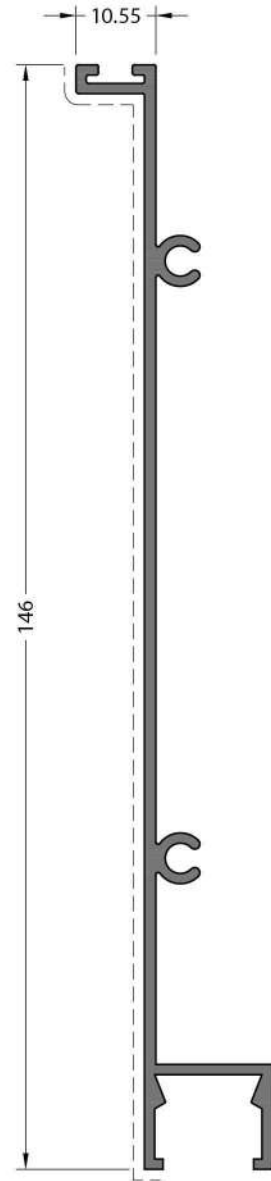
**CODE / KOD**  
**7616**

**THEORETICAL WEIGHT kg/m**  
TEORİK AĞIRLIK kg/m  
**0.930**



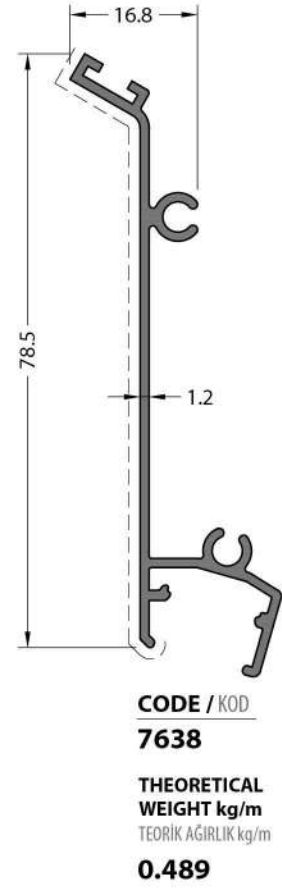
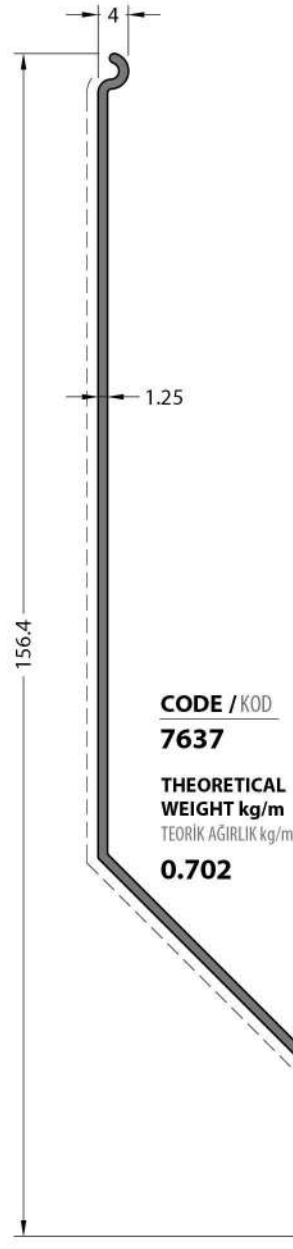
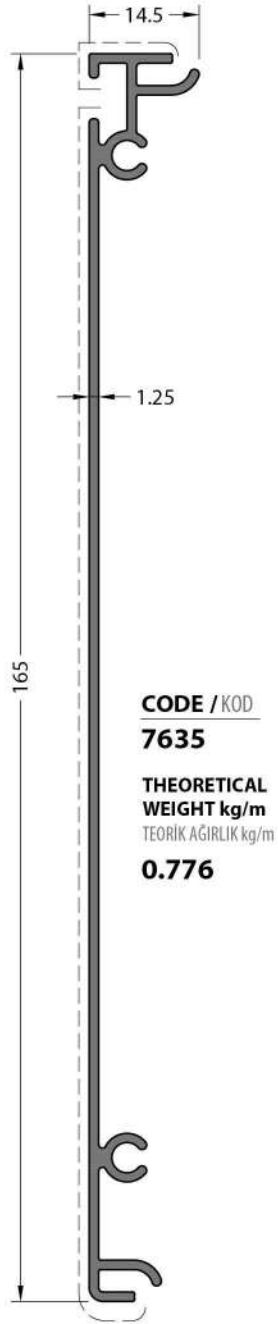
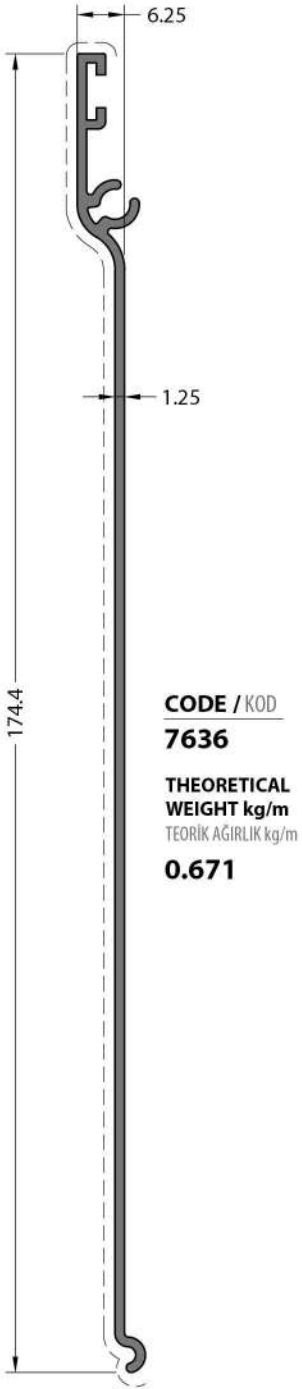
**CODE / KOD**  
**7615**

**THEORETICAL WEIGHT kg/m**  
TEORİK AĞIRLIK kg/m  
**0.753**

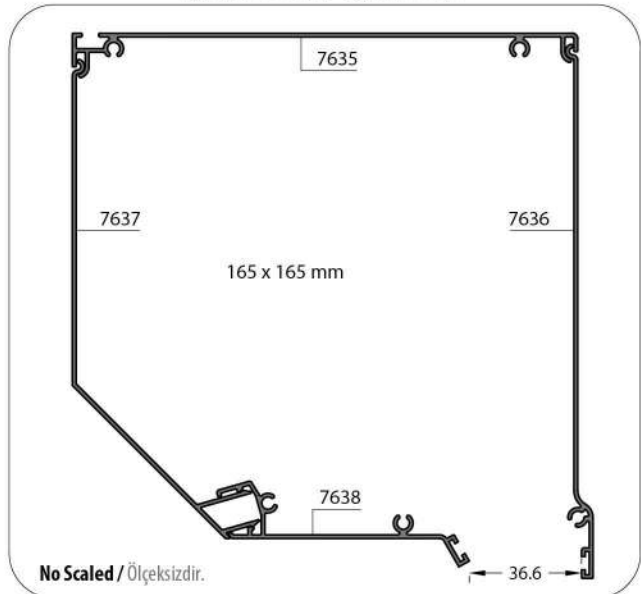


**CODE / KOD**  
**7617**

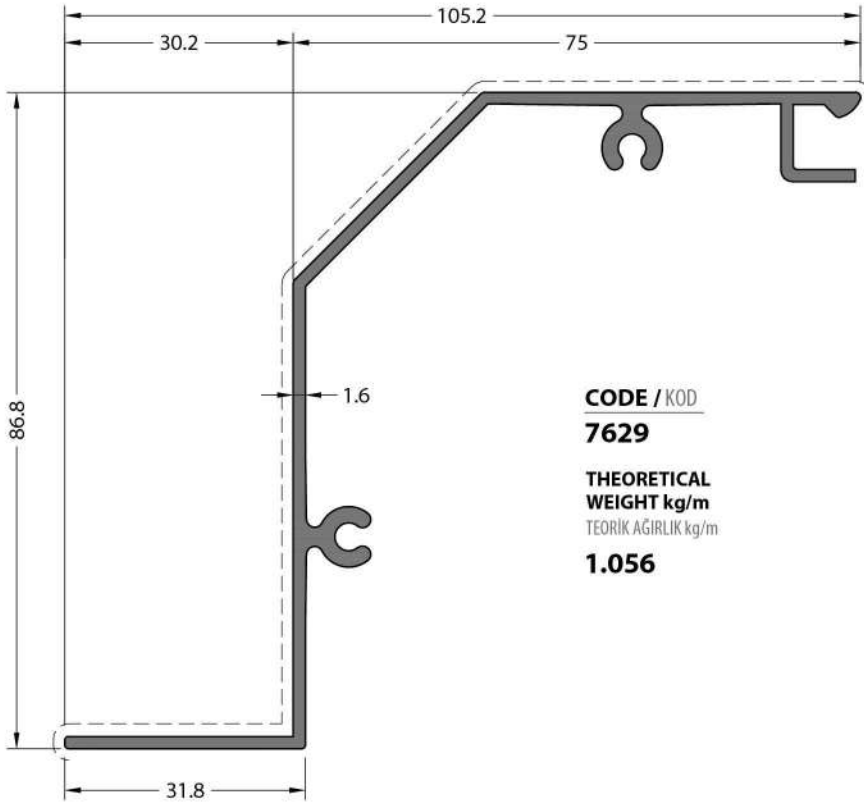
**THEORETICAL WEIGHT kg/m**  
TEORİK AĞIRLIK kg/m  
**0.869**



Application Details / Uygulama Detayı



SHUTTER BOX PROFILES / PANJUR KUTU PROFİLLERİ

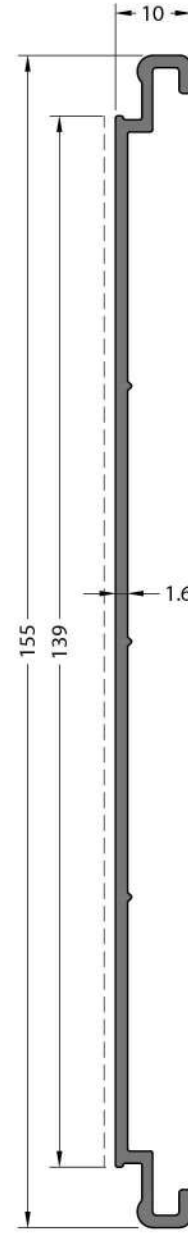


CODE / KOD

**7629**

THEORETICAL WEIGHT kg/m  
TEORİK AĞIRLIK kg/m

**1.056**



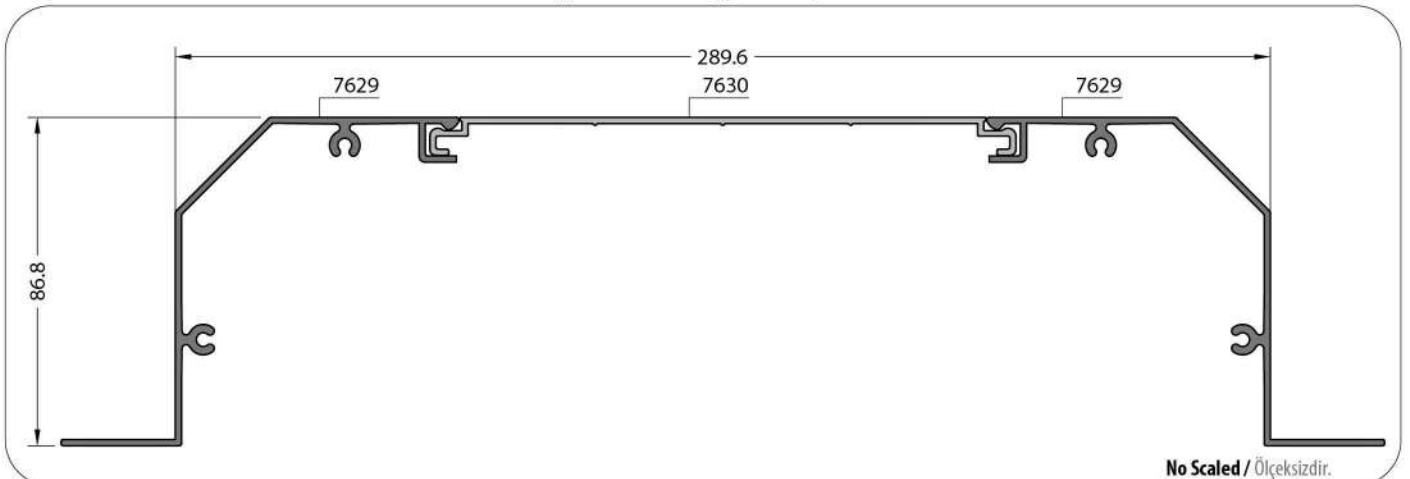
CODE / KOD

**7630**

THEORETICAL WEIGHT kg/m  
TEORİK AĞIRLIK kg/m

**0.770**

Application Details / Uygulama Detayı



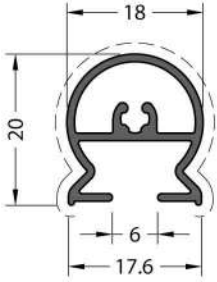
No Scaled / Ölçeksizdir.

# **SHOWER CABIN PROFILES**

DUŞAKABİN PROFİLLERİ

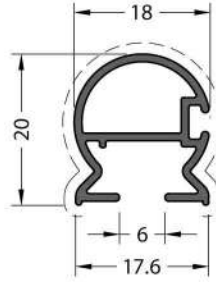


BELLA SHOWERCABIN SERIES / BELLA DUŞAKABİN SERİ



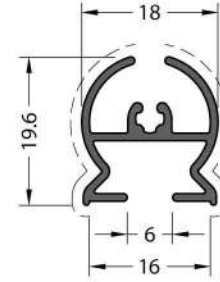
**CODE / KOD**  
**27-111-010**

**THEORETICAL WEIGHT kg/m**  
TEORİK AĞIRLIK kg/m  
**0.238**



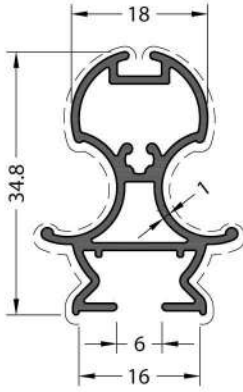
**CODE / KOD**  
**27-211-010**

**THEORETICAL WEIGHT kg/m**  
TEORİK AĞIRLIK kg/m  
**0.220**



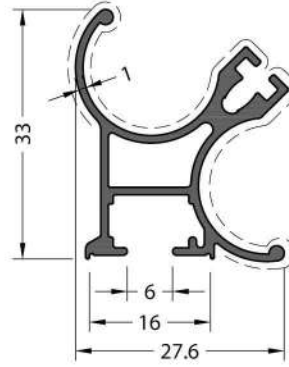
**CODE / KOD**  
**27-212-010**

**THEORETICAL WEIGHT kg/m**  
TEORİK AĞIRLIK kg/m  
**0.226**



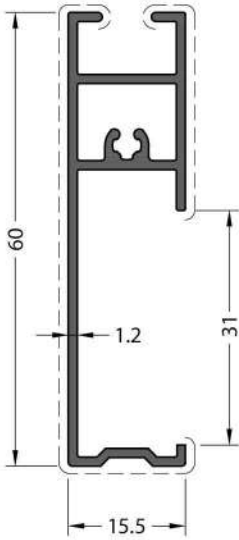
**CODE / KOD**  
**27-218-010**

**THEORETICAL WEIGHT kg/m**  
TEORİK AĞIRLIK kg/m  
**0.415**



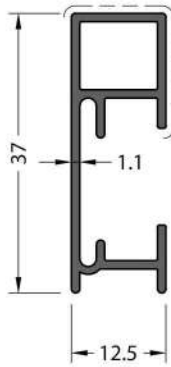
**CODE / KOD**  
**27-219-010**

**THEORETICAL WEIGHT kg/m**  
TEORİK AĞIRLIK kg/m  
**0.401**



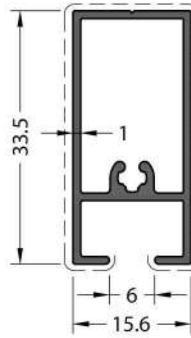
**CODE / KOD**  
**27-141-012**

**THEORETICAL WEIGHT kg/m**  
TEORİK AĞIRLIK kg/m  
**0.472**



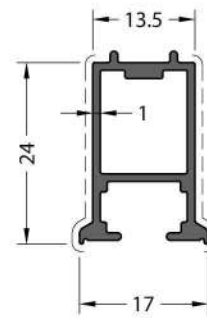
**CODE / KOD**  
**27-142-011**

**THEORETICAL WEIGHT kg/m**  
TEORİK AĞIRLIK kg/m  
**0.298**



**CODE / KOD**  
**27-311-010**

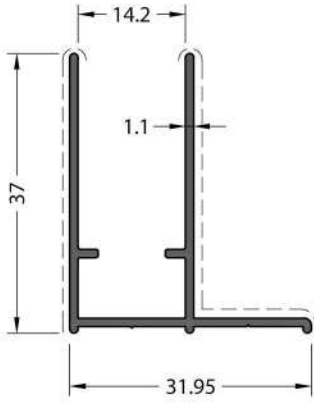
**THEORETICAL WEIGHT kg/m**  
TEORİK AĞIRLIK kg/m  
**0.307**



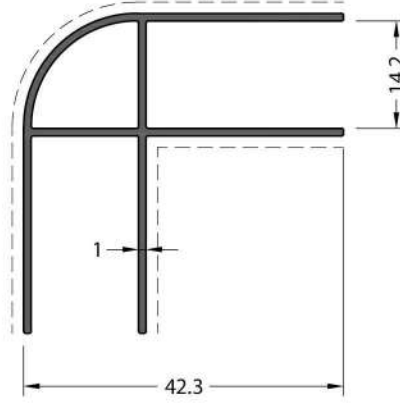
**CODE / KOD**  
**27-112-010**

**THEORETICAL WEIGHT kg/m**  
TEORİK AĞIRLIK kg/m  
**0.257**

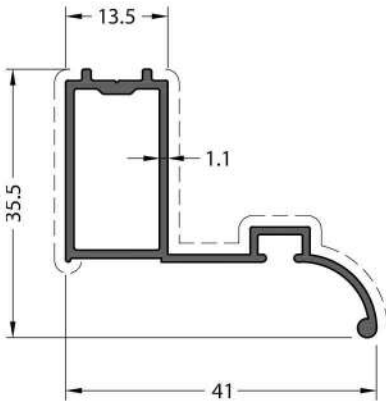
BELLA SHOWERCABIN SERIES / BELLA DUŞAKABİN SERİ



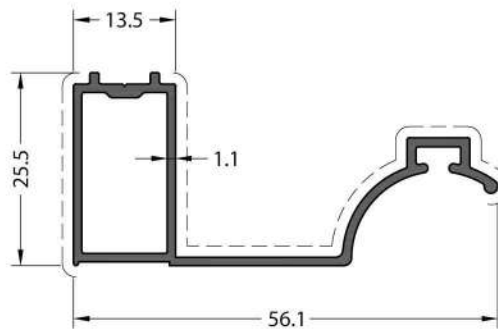
CODE / KOD  
**27-113-011**  
THEORETICAL  
WEIGHT kg/m  
TEORİK AĞIRLIK kg/m  
**0.324**



CODE / KOD  
**27-515-010**  
THEORETICAL  
WEIGHT kg/m  
TEORİK AĞIRLIK kg/m  
**0.429**

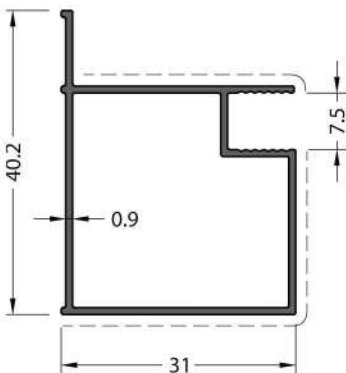


CODE / KOD  
**27-511-011**  
THEORETICAL  
WEIGHT kg/m  
TEORİK AĞIRLIK kg/m  
**0.349**

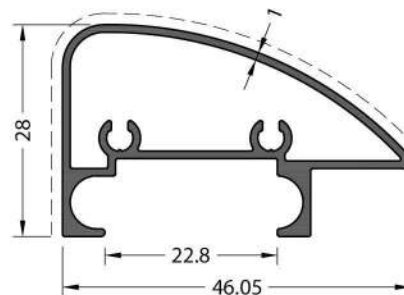


CODE / KOD  
**27-512-011**  
THEORETICAL  
WEIGHT kg/m  
TEORİK AĞIRLIK kg/m  
**0.419**

SHOWERCABIN SERIES / DUŞAKABİN SERİ

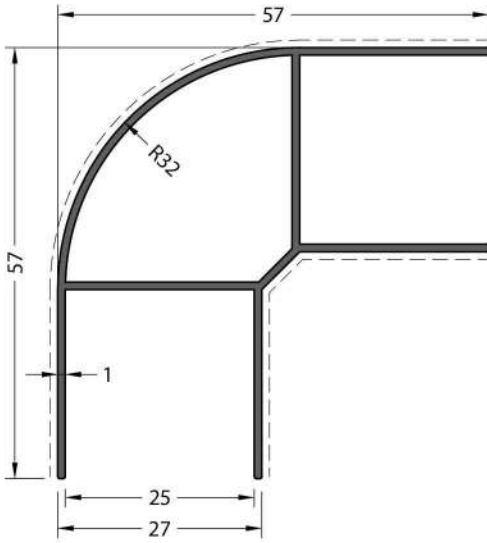


CODE / KOD  
**13880**  
THEORETICAL  
WEIGHT kg/m  
TEORİK AĞIRLIK kg/m  
**0.332**



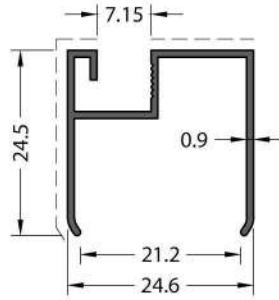
CODE / KOD  
**13881**  
THEORETICAL  
WEIGHT kg/m  
TEORİK AĞIRLIK kg/m  
**0.467**

SHOWERCABIN SERIES / DUŞAKABİN SERİ



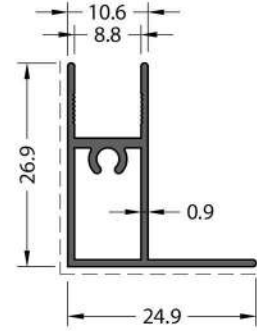
**CODE / KOD**  
**14080**

**THEORETICAL WEIGHT kg/m**  
TEORİK AĞIRLIK kg/m  
**0.561**



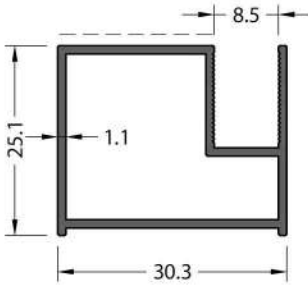
**CODE / KOD**  
**14078**

**THEORETICAL WEIGHT kg/m**  
TEORİK AĞIRLIK kg/m  
**0.208**



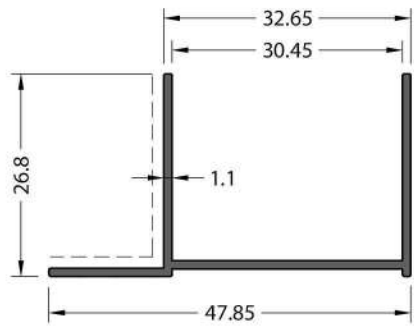
**CODE / KOD**  
**14079**

**THEORETICAL WEIGHT kg/m**  
TEORİK AĞIRLIK kg/m  
**0.236**



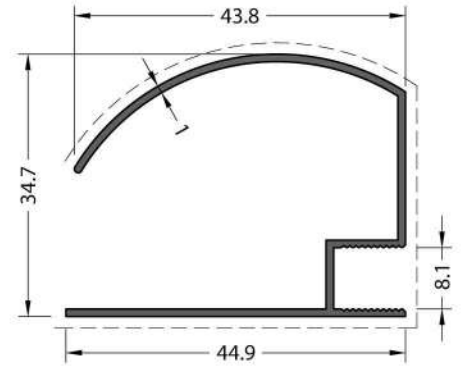
**CODE / KOD**  
**14286**

**THEORETICAL WEIGHT kg/m**  
TEORİK AĞIRLIK kg/m  
**0.351**



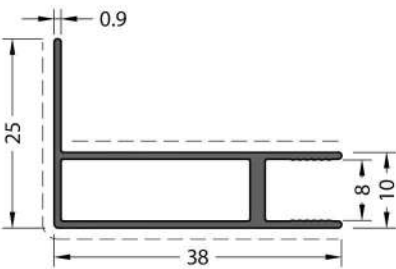
**CODE / KOD**  
**14287**

**THEORETICAL WEIGHT kg/m**  
TEORİK AĞIRLIK kg/m  
**0.294**



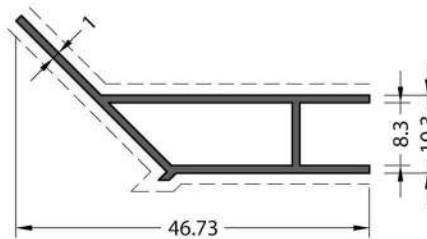
**CODE / KOD**  
**14453**

**THEORETICAL WEIGHT kg/m**  
TEORİK AĞIRLIK kg/m  
**0.351**



**CODE / KOD**  
**14340**

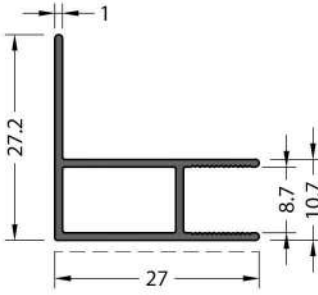
**THEORETICAL WEIGHT kg/m**  
TEORİK AĞIRLIK kg/m  
**0.286**



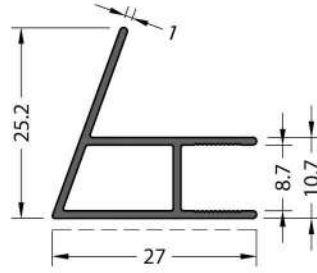
**CODE / KOD**  
**14341**

**THEORETICAL WEIGHT kg/m**  
TEORİK AĞIRLIK kg/m  
**0.268**

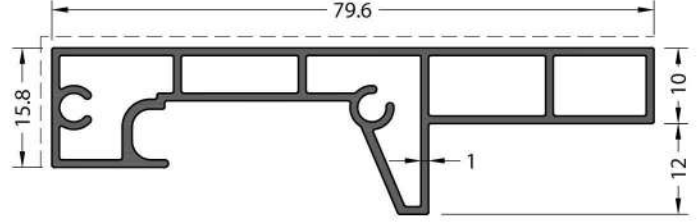
SHOWERCABIN SERIES / DUŞAKABİN SERİ



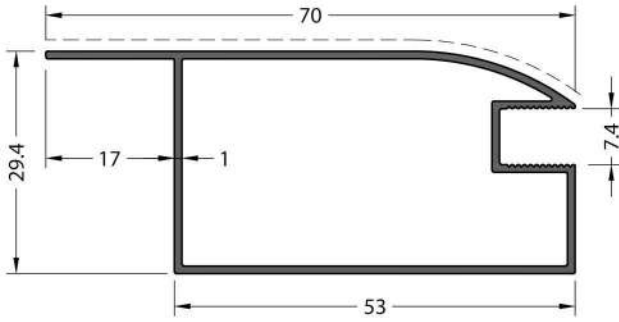
**CODE / KOD**  
**14454**  
**THEORETICAL WEIGHT kg/m**  
TEORİK AĞIRLIK kg/m  
**0.233**



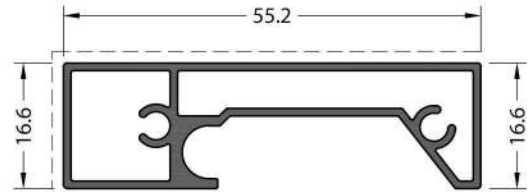
**CODE / KOD**  
**14455**  
**THEORETICAL WEIGHT kg/m**  
TEORİK AĞIRLIK kg/m  
**0.223**



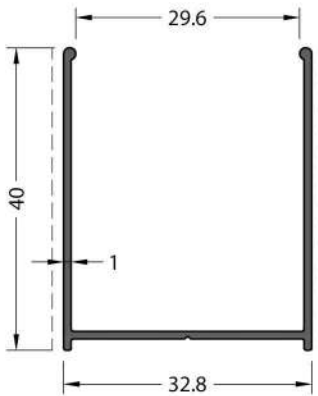
**CODE / KOD**  
**14456**  
**THEORETICAL WEIGHT kg/m**  
TEORİK AĞIRLIK kg/m  
**0.717**



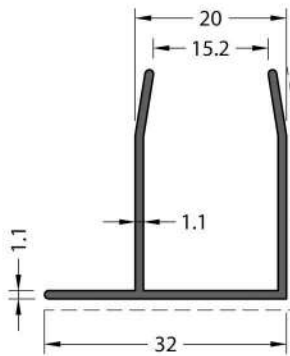
**CODE / KOD**  
**14457**  
**THEORETICAL WEIGHT kg/m**  
TEORİK AĞIRLIK kg/m  
**0.512**



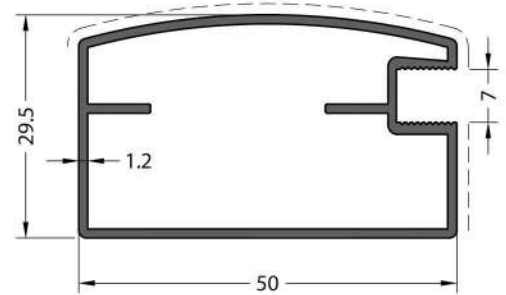
**CODE / KOD**  
**14458**  
**THEORETICAL WEIGHT kg/m**  
TEORİK AĞIRLIK kg/m  
**0.527**



**CODE / KOD**  
**14459**  
**THEORETICAL WEIGHT kg/m**  
TEORİK AĞIRLIK kg/m  
**0.302**

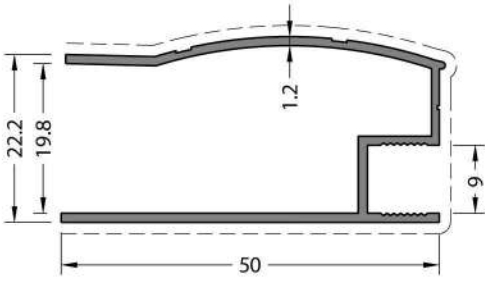


**CODE / KOD**  
**14533**  
**THEORETICAL WEIGHT kg/m**  
TEORİK AĞIRLIK kg/m  
**0.268**

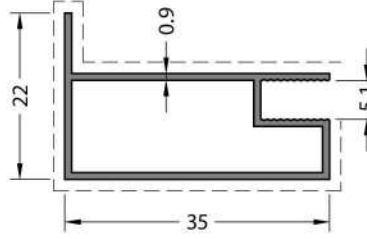


**CODE / KOD**  
**14540**  
**THEORETICAL WEIGHT kg/m**  
TEORİK AĞIRLIK kg/m  
**0.588**

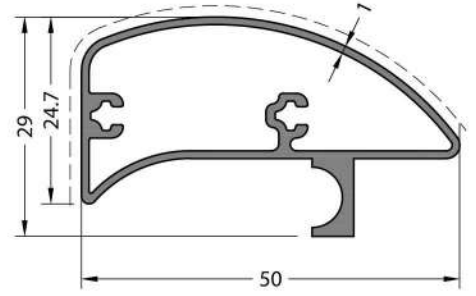
SHOWERCABIN SERIES / DUŞAKABİN SERİ



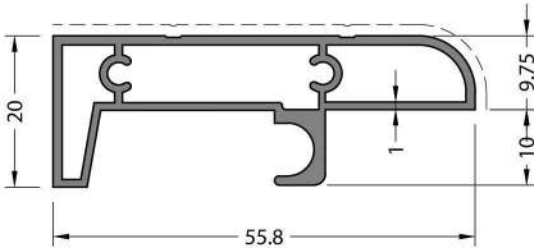
**CODE / KOD**  
**14589**  
**THEORETICAL WEIGHT kg/m**  
TEORİK AĞIRLIK kg/m  
**0.405**



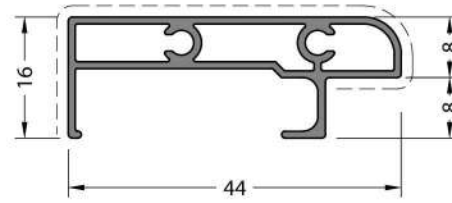
**CODE / KOD**  
**14110**  
**THEORETICAL WEIGHT kg/m**  
TEORİK AĞIRLIK kg/m  
**0.270**



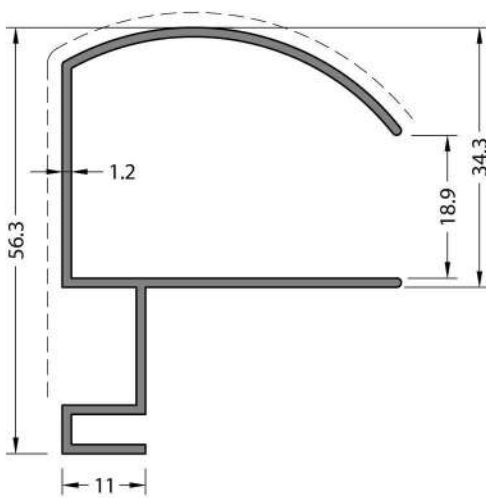
**CODE / KOD**  
**14777**  
**THEORETICAL WEIGHT kg/m**  
TEORİK AĞIRLIK kg/m  
**0.514**



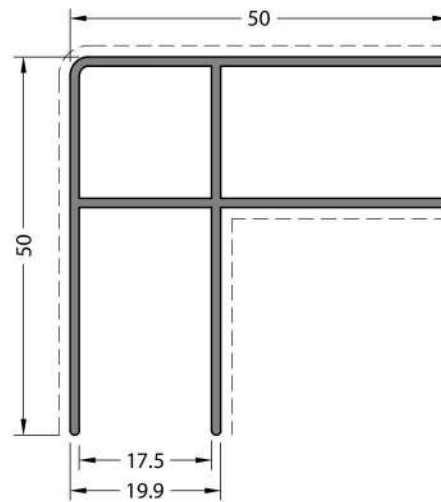
**CODE / KOD**  
**14590**  
**THEORETICAL WEIGHT kg/m**  
TEORİK AĞIRLIK kg/m  
**0.572**



**CODE / KOD**  
**14109**  
**THEORETICAL WEIGHT kg/m**  
TEORİK AĞIRLIK kg/m  
**0.362**



**CODE / KOD**  
**14779**  
**THEORETICAL WEIGHT kg/m**  
TEORİK AĞIRLIK kg/m  
**0.529**

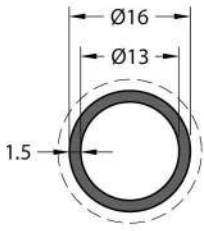


**CODE / KOD**  
**14778**  
**THEORETICAL WEIGHT kg/m**  
TEORİK AĞIRLIK kg/m  
**0.628**

**BALUSTRADE PROFILES**  
KÜPEŞTE PROFİLLERİ

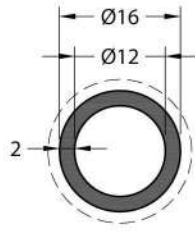


BALUSTRADE PROFILES / KÜPEŞTE PROFİLLERİ



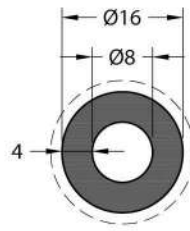
**CODE / KOD**  
**10-103-015**

**THEORETICAL WEIGHT kg/m**  
TEORİK AĞIRLIK kg/m  
**0.185**



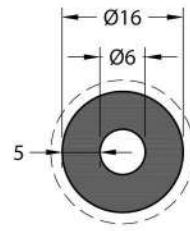
**CODE / KOD**  
**10-103-020**

**THEORETICAL WEIGHT kg/m**  
TEORİK AĞIRLIK kg/m  
**0.238**



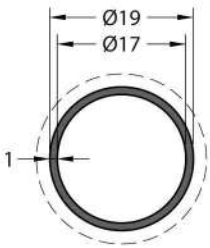
**CODE / KOD**  
**10-103-040**

**THEORETICAL WEIGHT kg/m**  
TEORİK AĞIRLIK kg/m  
**0.407**



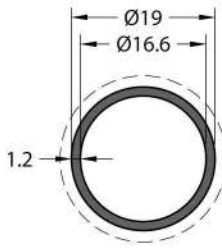
**CODE / KOD**  
**10-103-050**

**THEORETICAL WEIGHT kg/m**  
TEORİK AĞIRLIK kg/m  
**0.467**



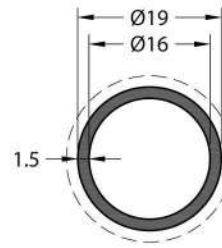
**CODE / KOD**  
**10-106-010**

**THEORETICAL WEIGHT kg/m**  
TEORİK AĞIRLIK kg/m  
**0.153**



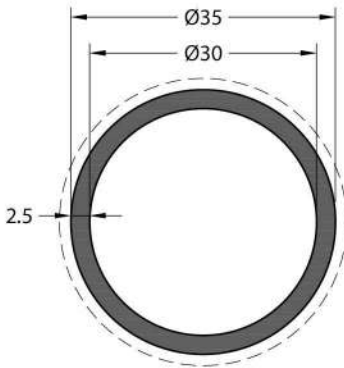
**CODE / KOD**  
**10-106-012**

**THEORETICAL WEIGHT kg/m**  
TEORİK AĞIRLIK kg/m  
**0.181**



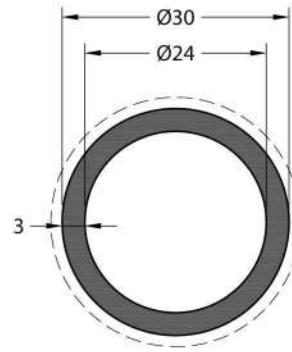
**CODE / KOD**  
**10-106-015**

**THEORETICAL WEIGHT kg/m**  
TEORİK AĞIRLIK kg/m  
**0.223**



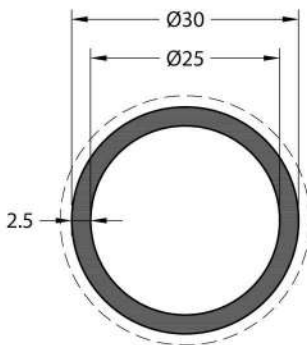
**CODE / KOD**  
**10-122-025**

**THEORETICAL WEIGHT kg/m**  
TEORİK AĞIRLIK kg/m  
**0.689**



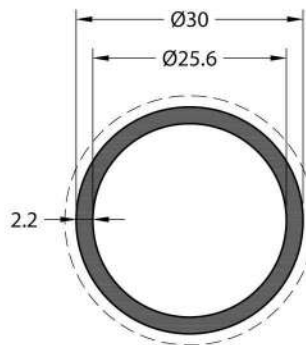
**CODE / KOD**  
**10-119-030**

**THEORETICAL WEIGHT kg/m**  
TEORİK AĞIRLIK kg/m  
**0.687**



**CODE / KOD**  
**10-119-025**

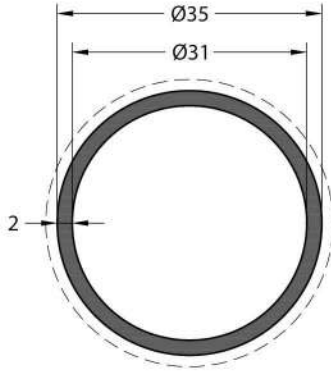
**THEORETICAL WEIGHT kg/m**  
TEORİK AĞIRLIK kg/m  
**0.583**



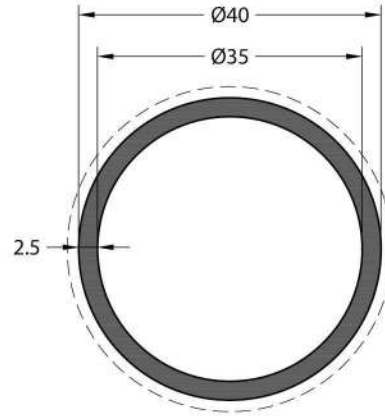
**CODE / KOD**  
**10-119-022**

**THEORETICAL WEIGHT kg/m**  
TEORİK AĞIRLIK kg/m  
**0.519**

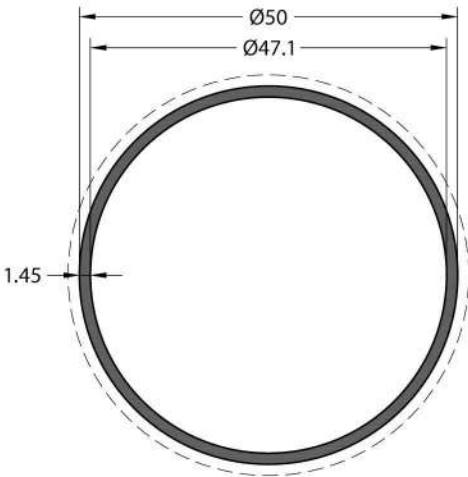
BALUSTRADE PROFILES / KÜPEŞTE PROFİLLERİ



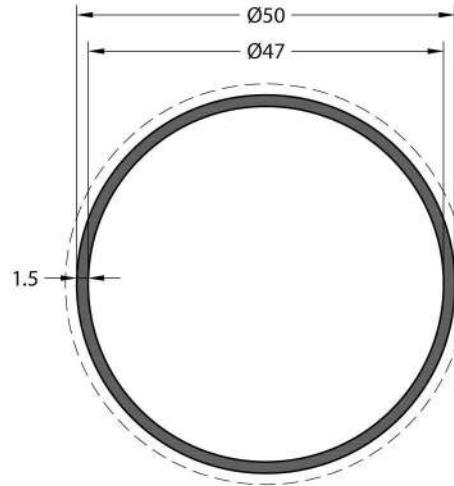
CODE / KOD  
**10-122-020**  
THEORETICAL  
WEIGHT kg/m  
TEORİK AĞIRLIK kg/m  
**0.560**



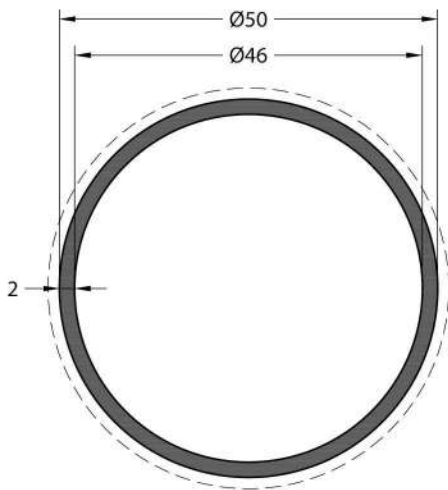
CODE / KOD  
**10-124-025**  
THEORETICAL  
WEIGHT kg/m  
TEORİK AĞIRLIK kg/m  
**0.795**



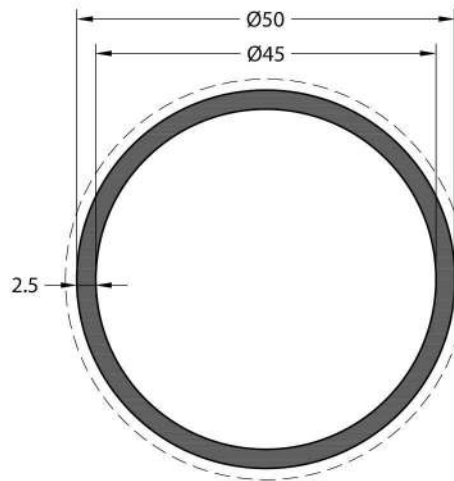
CODE / KOD  
**10-128-014**  
THEORETICAL  
WEIGHT kg/m  
TEORİK AĞIRLIK kg/m  
**0.597**



CODE / KOD  
**10-128-015**  
THEORETICAL  
WEIGHT kg/m  
TEORİK AĞIRLIK kg/m  
**0.617**

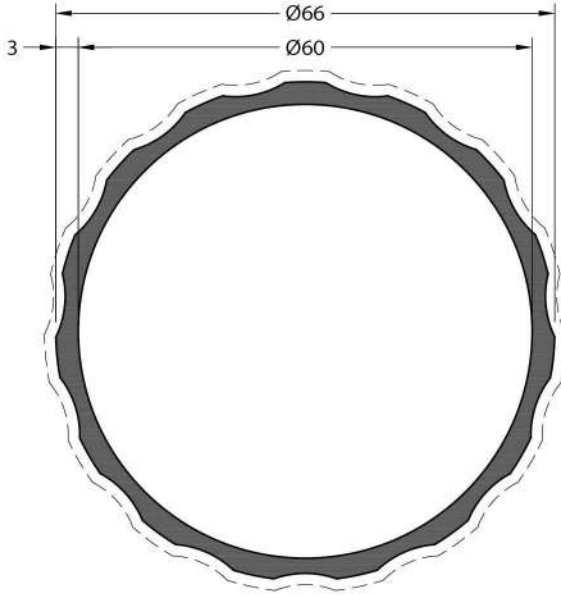


CODE / KOD  
**10-128-020**  
THEORETICAL  
WEIGHT kg/m  
TEORİK AĞIRLIK kg/m  
**0.814**



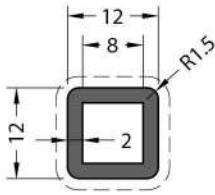
CODE / KOD  
**10-128-025**  
THEORETICAL  
WEIGHT kg/m  
TEORİK AĞIRLIK kg/m  
**1.007**

BALUSTRADE PROFILES / KÜPEŞTE PROFİLLERİ



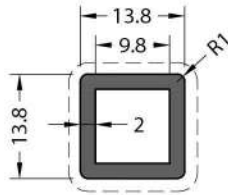
CODE / KOD  
**18-301-00**

**THEORETICAL WEIGHT kg/m**  
TEORİK AĞIRLIK kg/m  
**1.375**



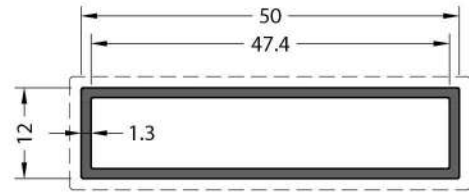
CODE / KOD  
**12-141-020R**

**THEORETICAL WEIGHT kg/m**  
TEORİK AĞIRLIK kg/m  
**0.211**



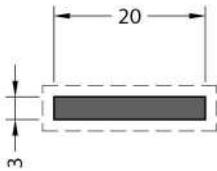
CODE / KOD  
**12-153-020R**

**THEORETICAL WEIGHT kg/m**  
TEORİK AĞIRLIK kg/m  
**0.253**



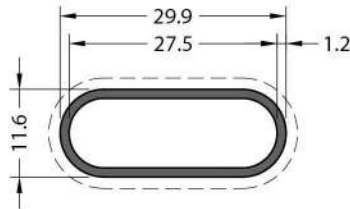
CODE / KOD  
**12-133-013**

**THEORETICAL WEIGHT kg/m**  
TEORİK AĞIRLIK kg/m  
**0.417**



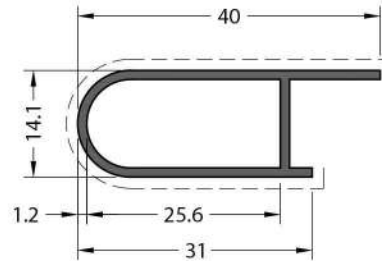
CODE / KOD  
**13-104-030**

**THEORETICAL WEIGHT kg/m**  
TEORİK AĞIRLIK kg/m  
**0.162**



CODE / KOD  
**1058**

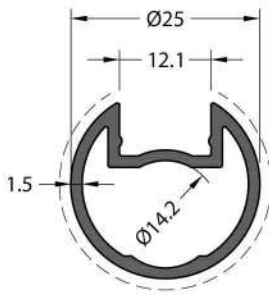
**THEORETICAL WEIGHT kg/m**  
TEORİK AĞIRLIK kg/m  
**0.224**



CODE / KOD  
**1057**

**THEORETICAL WEIGHT kg/m**  
TEORİK AĞIRLIK kg/m  
**0.288**

BALUSTRADE PROFILES / KÜPEŞTE PROFİLLERİ



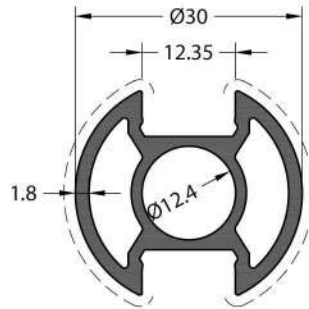
**CODE / KOD**  
**18-110-015**

**THEORETICAL WEIGHT kg/m**  
TEORİK AĞIRLIK kg/m  
**0.353**

**APPLICATION PROFILE**  
UYGULAMA PROFİLİ



18-201-00



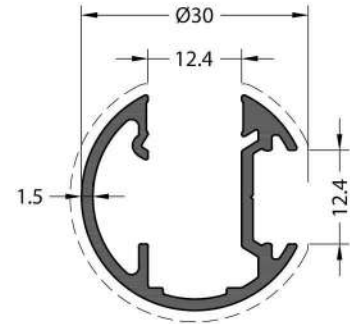
**CODE / KOD**  
**18-109-018**

**THEORETICAL WEIGHT kg/m**  
TEORİK AĞIRLIK kg/m  
**0.619**

**APPLICATION PROFILE**  
UYGULAMA PROFİLİ



18-204-00



**CODE / KOD**  
**18-111-015**

**THEORETICAL WEIGHT kg/m**  
TEORİK AĞIRLIK kg/m  
**0.414**

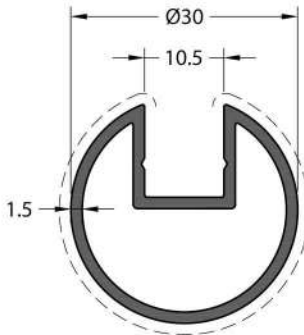
**APPLICATION PROFILE**  
UYGULAMA PROFİLİ



18-203-00



18-204-00



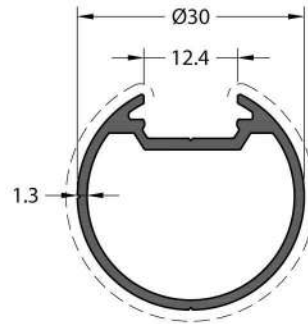
**CODE / KOD**  
**18-123-015**

**THEORETICAL WEIGHT kg/m**  
TEORİK AĞIRLIK kg/m  
**0.456**

**APPLICATION PROFILE**  
UYGULAMA PROFİLİ



18-209-00



**CODE / KOD**  
**18-136-013**

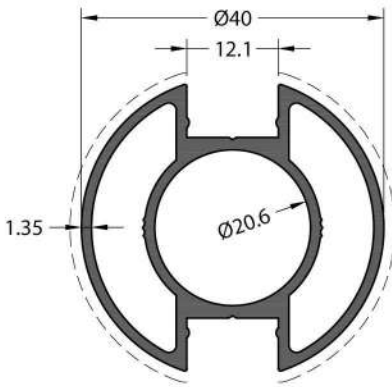
**THEORETICAL WEIGHT kg/m**  
TEORİK AĞIRLIK kg/m  
**0.369**

**APPLICATION PROFILE**  
UYGULAMA PROFİLİ



18-204-00

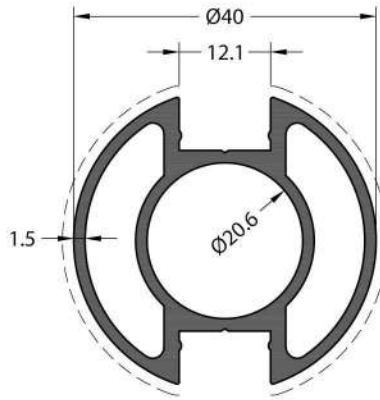
BALUSTRADE PROFILES / KÜPEŞTE PROFİLLERİ



**CODE / KOD**  
**18-130-013**

**THEORETICAL WEIGHT kg/m**  
TEORİK AĞIRLIK kg/m  
**0.789**

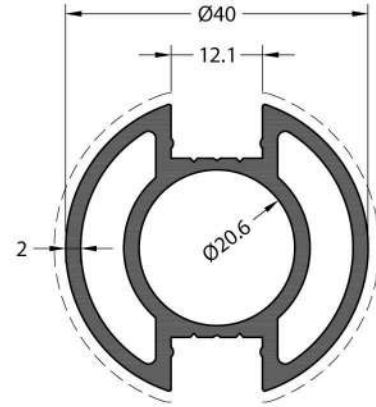
**APPLICATION PROFILE**  
UYGULAMA PROFİLİ



**CODE / KOD**  
**18-103-015**

**THEORETICAL WEIGHT kg/m**  
TEORİK AĞIRLIK kg/m  
**0.901**

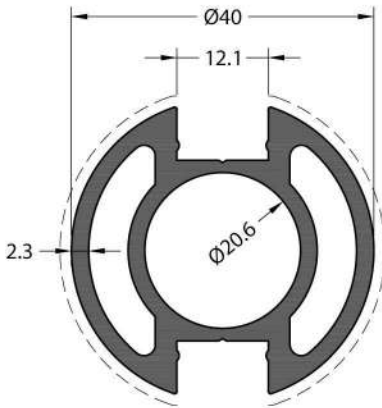
**APPLICATION PROFILE**  
UYGULAMA PROFİLİ



**CODE / KOD**  
**18-102-020**

**THEORETICAL WEIGHT kg/m**  
TEORİK AĞIRLIK kg/m  
**1.046**

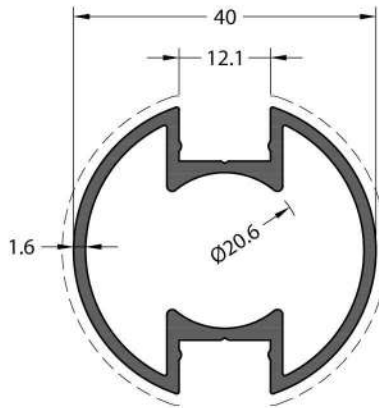
**APPLICATION PROFILE**  
UYGULAMA PROFİLİ



**CODE / KOD**  
**18-101-023**

**THEORETICAL WEIGHT kg/m**  
TEORİK AĞIRLIK kg/m  
**1.215**

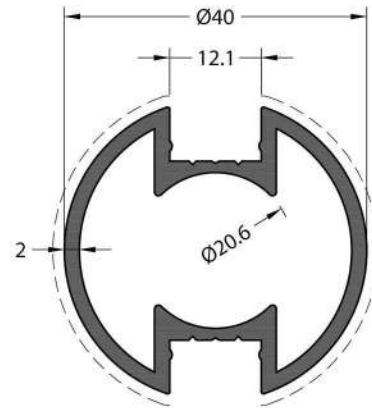
**APPLICATION PROFILE**  
UYGULAMA PROFİLİ



**CODE / KOD**  
**18-106-016**

**THEORETICAL WEIGHT kg/m**  
TEORİK AĞIRLIK kg/m  
**0.716**

**APPLICATION PROFILE**  
UYGULAMA PROFİLİ



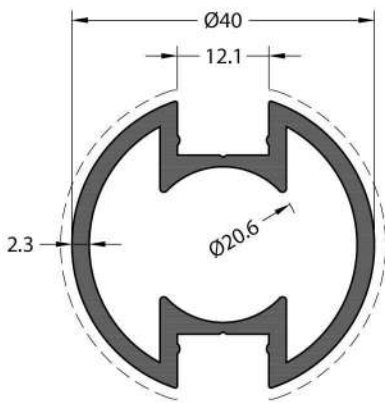
**CODE / KOD**  
**18-105-020**

**THEORETICAL WEIGHT kg/m**  
TEORİK AĞIRLIK kg/m  
**0.845**

**APPLICATION PROFILE**  
UYGULAMA PROFİLİ



BALUSTRADE PROFILES / KÜPEŞTE PROFİLLERİ



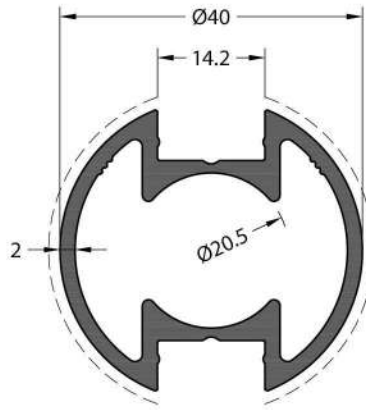
CODE / KOD  
**18-104-023**

**THEORETICAL WEIGHT kg/m**  
TEORİK AĞIRLIK kg/m  
**0.942**

**APPLICATION PROFILE**  
UYGULAMA PROFİLİ



18-201-00



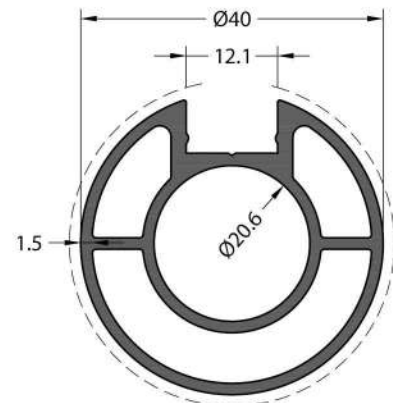
CODE / KOD  
**18-107-020**

**THEORETICAL WEIGHT kg/m**  
TEORİK AĞIRLIK kg/m  
**0.893**

**APPLICATION PROFILE**  
UYGULAMA PROFİLİ



18-202-00



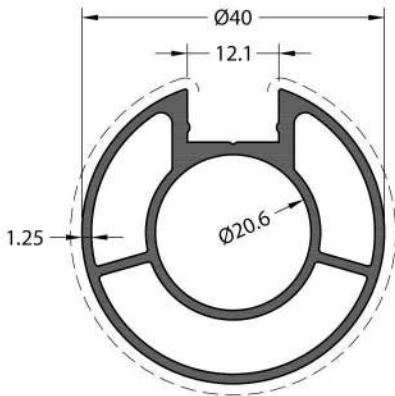
CODE / KOD  
**18-126-015**

**THEORETICAL WEIGHT kg/m**  
TEORİK AĞIRLIK kg/m  
**0.892**

**APPLICATION PROFILE**  
UYGULAMA PROFİLİ



18-201-00



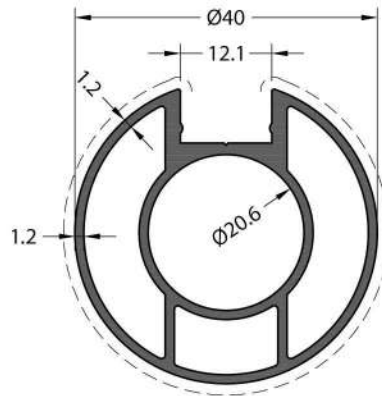
CODE / KOD  
**18-126-012**

**THEORETICAL WEIGHT kg/m**  
TEORİK AĞIRLIK kg/m  
**0.780**

**APPLICATION PROFILE**  
UYGULAMA PROFİLİ




18-201-00



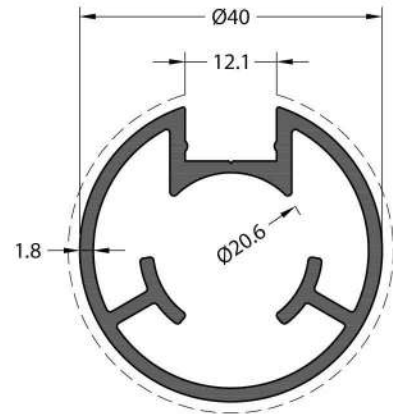
CODE / KOD  
**18-131-012**

**THEORETICAL WEIGHT kg/m**  
TEORİK AĞIRLIK kg/m  
**0.756**

**APPLICATION PROFILE**  
UYGULAMA PROFİLİ



18-201-00



CODE / KOD  
**18-108-018**

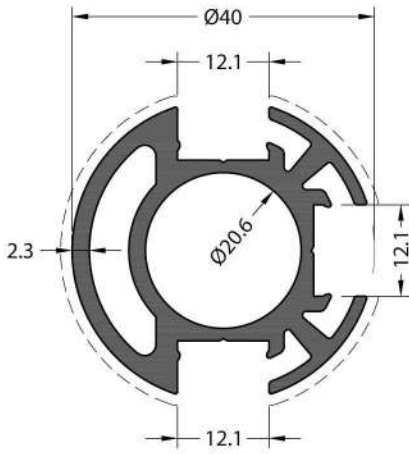
**THEORETICAL WEIGHT kg/m**  
TEORİK AĞIRLIK kg/m  
**0.850**

**APPLICATION PROFILE**  
UYGULAMA PROFİLİ



18-201-00

BALUSTRADE PROFILES / KÜPEŞTE PROFİLLERİ



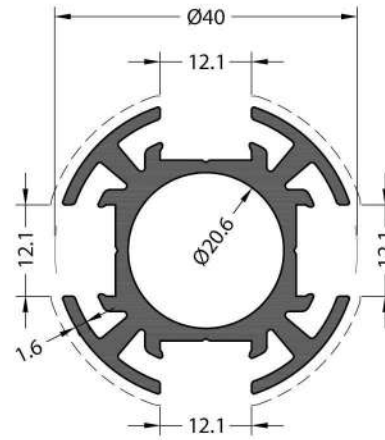
CODE / KOD  
**18-113-023**

THEORETICAL WEIGHT kg/m  
TEORİK AĞIRLIK kg/m  
**1.138**

APPLICATION PROFILE  
UYGULAMA PROFİLİ



18-201-00



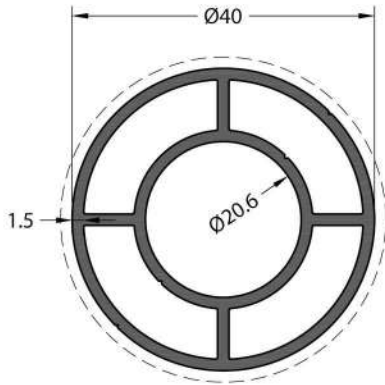
CODE / KOD  
**18-114-016**

THEORETICAL WEIGHT kg/m  
TEORİK AĞIRLIK kg/m  
**1.061**

APPLICATION PROFILE  
UYGULAMA PROFİLİ

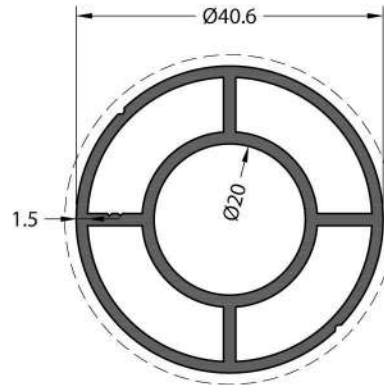


18-201-00



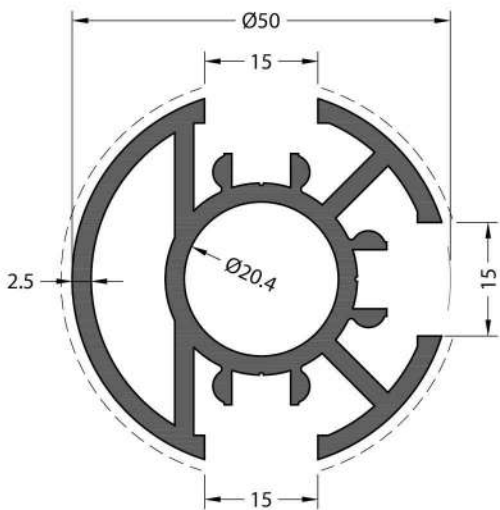
CODE / KOD  
**18-133-015**

THEORETICAL WEIGHT kg/m  
TEORİK AĞIRLIK kg/m  
**0.880**



CODE / KOD  
**18-143-015**

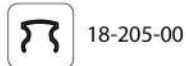
THEORETICAL WEIGHT kg/m  
TEORİK AĞIRLIK kg/m  
**0.913**



CODE / KOD  
**18-112-025**

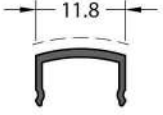
THEORETICAL WEIGHT kg/m  
TEORİK AĞIRLIK kg/m  
**1.646**

APPLICATION PROFILE  
UYGULAMA PROFİLİ



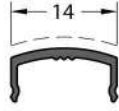
18-205-00

BALUSTRADE PROFILES / KÜPEŞTE PROFİLLERİ



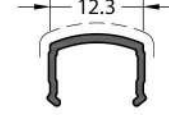
**CODE / KOD**  
**18-201-00**

**THEORETICAL WEIGHT kg/m**  
TEORİK AĞIRLIK kg/m  
**0.059**



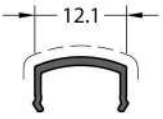
**CODE / KOD**  
**18-202-00**

**THEORETICAL WEIGHT kg/m**  
TEORİK AĞIRLIK kg/m  
**0.067**



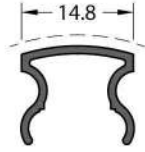
**CODE / KOD**  
**18-203-00**

**THEORETICAL WEIGHT kg/m**  
TEORİK AĞIRLIK kg/m  
**0.075**



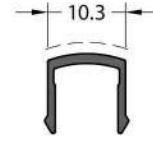
**CODE / KOD**  
**18-204-00**

**THEORETICAL WEIGHT kg/m**  
TEORİK AĞIRLIK kg/m  
**0.059**



**CODE / KOD**  
**18-205-00**

**THEORETICAL WEIGHT kg/m**  
TEORİK AĞIRLIK kg/m  
**0.112**



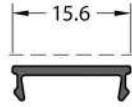
**CODE / KOD**  
**18-209-00**

**THEORETICAL WEIGHT kg/m**  
TEORİK AĞIRLIK kg/m  
**0.081**



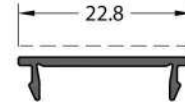
**CODE / KOD**  
**18-206-00**

**THEORETICAL WEIGHT kg/m**  
TEORİK AĞIRLIK kg/m  
**0.058**



**CODE / KOD**  
**18-207-00**

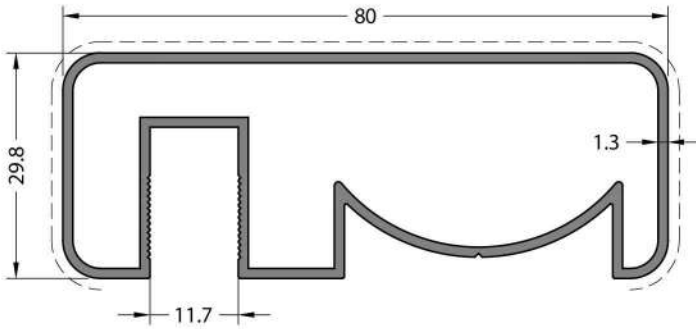
**THEORETICAL WEIGHT kg/m**  
TEORİK AĞIRLIK kg/m  
**0.064**



**CODE / KOD**  
**18-352-00**

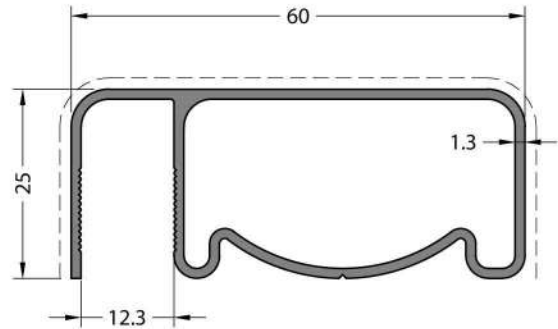
**THEORETICAL WEIGHT kg/m**  
TEORİK AĞIRLIK kg/m  
**0.094**

BALUSTRADE PROFILES / KÜPEŞTE PROFİLLERİ



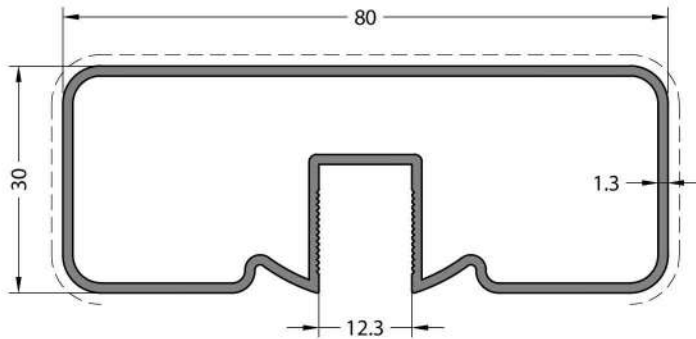
**CODE / KOD**  
**18-347-013**

**THEORETICAL WEIGHT kg/m**  
TEORİK AĞIRLIK kg/m  
**0.953**



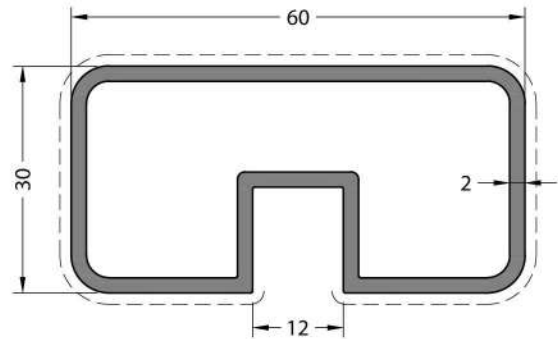
**CODE / KOD**  
**18-348-013**

**THEORETICAL WEIGHT kg/m**  
TEORİK AĞIRLIK kg/m  
**0.628**



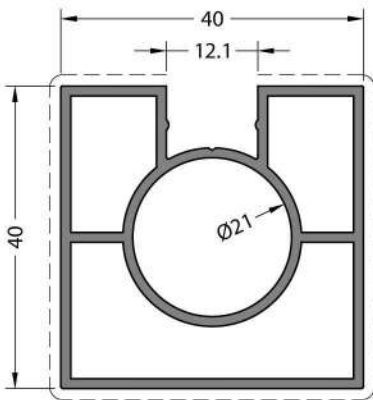
**CODE / KOD**  
**18-349-013**

**THEORETICAL WEIGHT kg/m**  
TEORİK AĞIRLIK kg/m  
**0.859**



**CODE / KOD**  
**18-319-020**


**THEORETICAL WEIGHT kg/m**  
TEORİK AĞIRLIK kg/m  
**1.042**



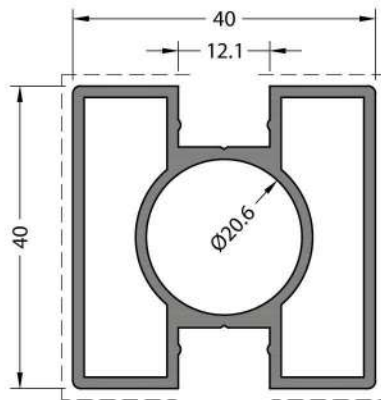
**CODE / KOD**  
**18-345-013**

**THEORETICAL WEIGHT kg/m**  
TEORİK AĞIRLIK kg/m  
**0.860**

**APPLICATION PROFILE**  
UYGULAMA PROFİLİ



18-206-00



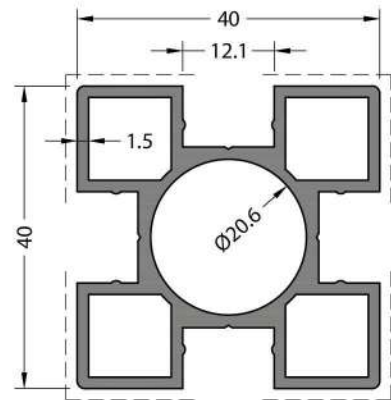
**CODE / KOD**  
**18-115-015**

**THEORETICAL WEIGHT kg/m**  
TEORİK AĞIRLIK kg/m  
**0.984**

**APPLICATION PROFILE**  
UYGULAMA PROFİLİ



18-206-00



**CODE / KOD**  
**18-116-015**

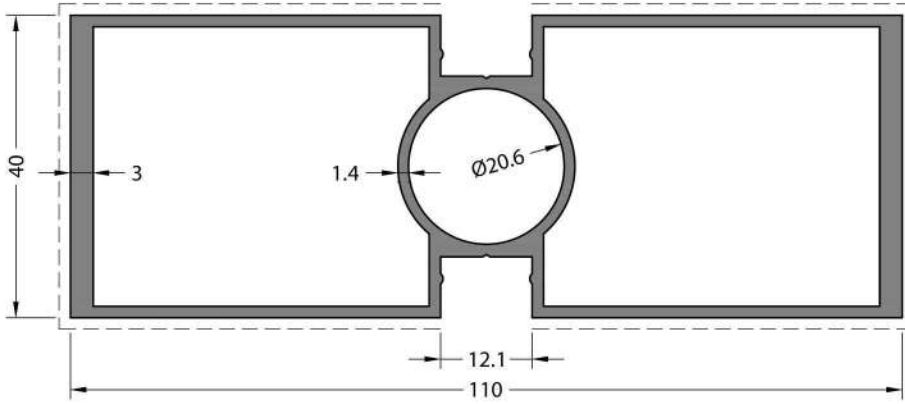
**THEORETICAL WEIGHT kg/m**  
TEORİK AĞIRLIK kg/m  
**1.086**

**APPLICATION PROFILE**  
UYGULAMA PROFİLİ



18-206-00

BALUSTRADE PROFILES / KÜPEŞTE PROFİLLERİ



CODE / KOD

**18-135-015**

**THEORETICAL WEIGHT kg/m**

TEORİK AĞIRLIK kg/m

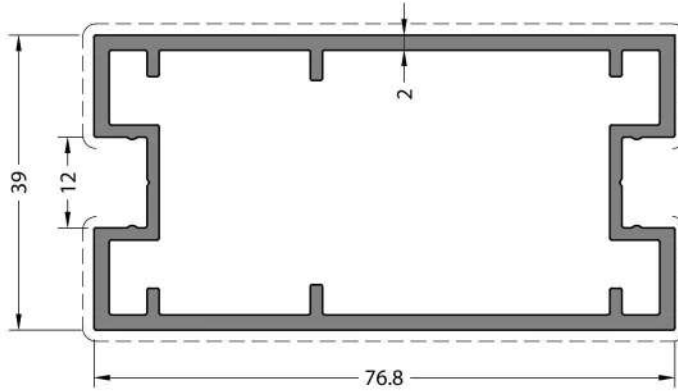
**1.853**

**APPLICATION PROFILE**

UYGULAMA PROFİLİ



18-206-00



CODE / KOD

**18-124-00**

**THEORETICAL WEIGHT kg/m**

TEORİK AĞIRLIK kg/m

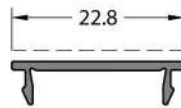
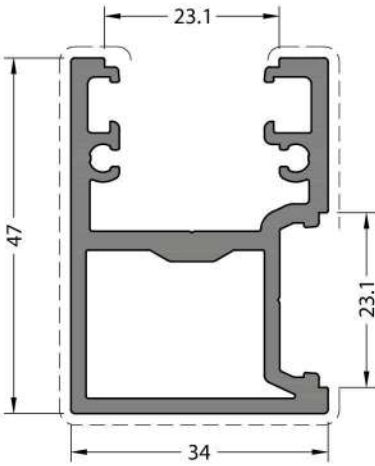
**1.393**

**APPLICATION PROFILE**

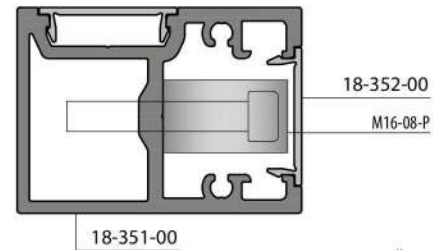
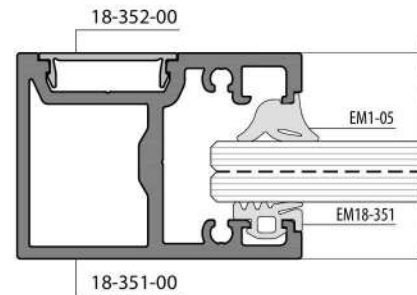
UYGULAMA PROFİLİ



18-206-00



APPLICATION DETAIL / UYGULAMA DETAYI



**No scaled / Ölçeksizdir.**

CODE / KOD

**18-351-00**

**THEORETICAL WEIGHT kg/m**

TEORİK AĞIRLIK kg/m

**1.124**

**APPLIED PRODUCTS**

UYGULANAN ÜRÜNLER



18-352-00



CA18-351-00



M16-08-P

CODE / KOD

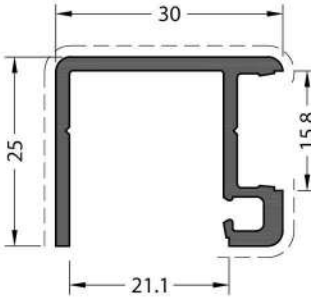
**18-352-00**

**THEORETICAL WEIGHT kg/m**

TEORİK AĞIRLIK kg/m

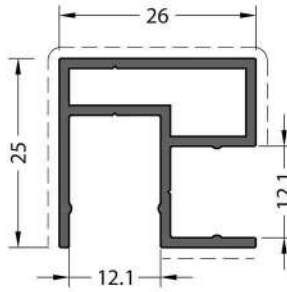
**0.094**

BALUSTRADE PROFILES / KÜPEŞTE PROFİLLERİ



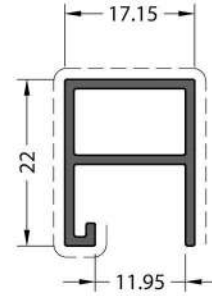
**CODE / KOD**  
**18-326-018**  
**THEORETICAL WEIGHT kg/m**  
TEORİK AĞIRLIK kg/m  
**0.434**

**APPLICATION PROFILE**  
UYGULAMA PROFİLİ

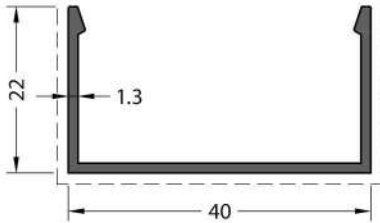


**CODE / KOD**  
**18-346-013**  
**THEORETICAL WEIGHT kg/m**  
TEORİK AĞIRLIK kg/m  
**0.396**

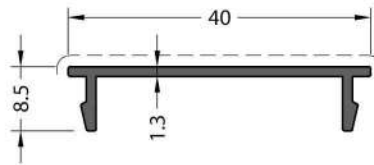
**APPLICATION PROFILE**  
UYGULAMA PROFİLİ



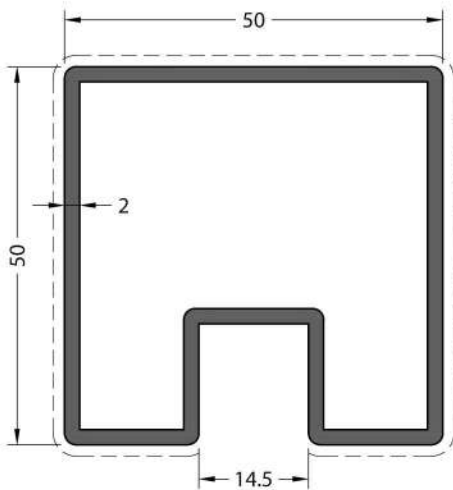
**CODE / KOD**  
**18-353-012**  
**THEORETICAL WEIGHT kg/m**  
TEORİK AĞIRLIK kg/m  
**0.253**



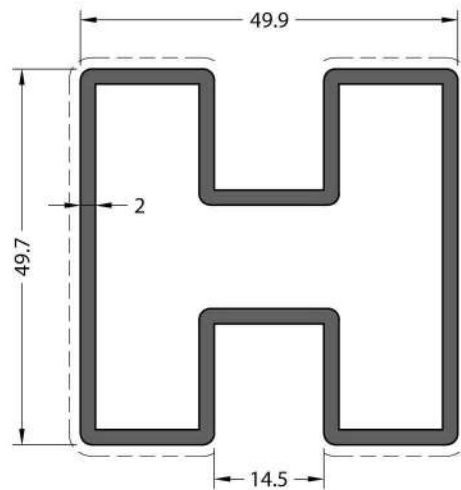
**CODE / KOD**  
**18-308-013**  
**THEORETICAL WEIGHT kg/m**  
TEORİK AĞIRLIK kg/m  
**0.294**



**CODE / KOD**  
**18-309-013**  
**THEORETICAL WEIGHT kg/m**  
TEORİK AĞIRLIK kg/m  
**0.198**

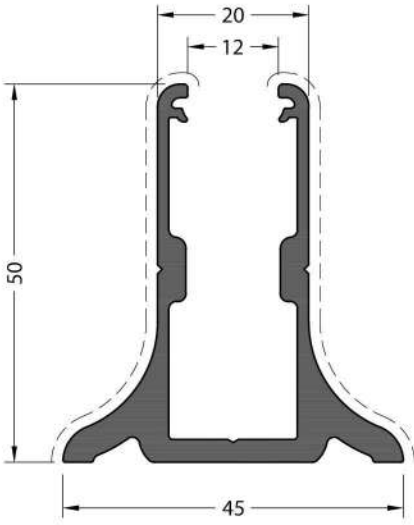


**CODE / KOD**  
**18-118-020**  
**THEORETICAL WEIGHT kg/m**  
TEORİK AĞIRLIK kg/m  
**1.199**

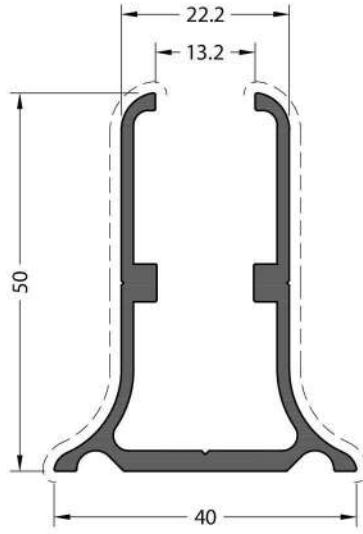


**CODE / KOD**  
**18-117-020**  
**THEORETICAL WEIGHT kg/m**  
TEORİK AĞIRLIK kg/m  
**1.362**

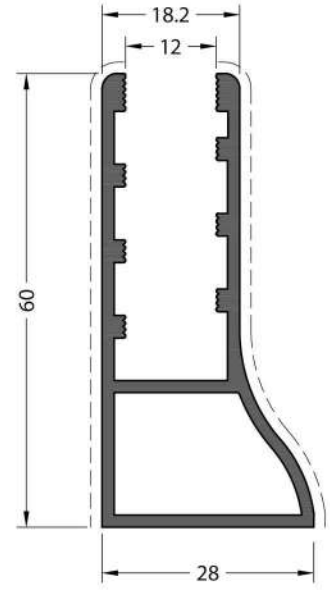
BALUSTRAD PROFİLES / KÜPEŞTE PROFİLLERİ



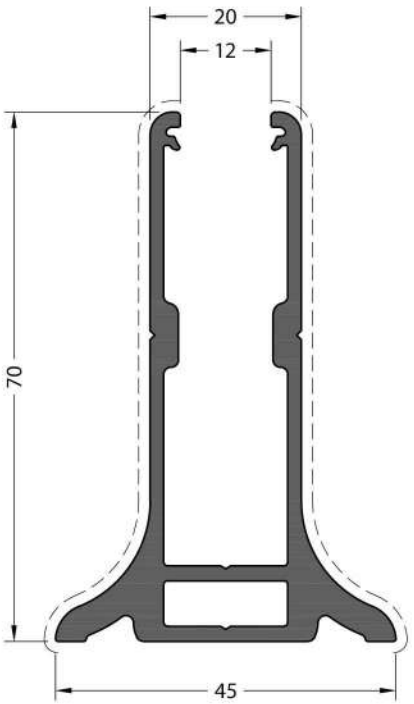
**CODE / KOD**  
**18-341-015** **THEORETICAL WEIGHT kg/m**  
TEORİK AĞIRLIK kg/m  
**1.085**



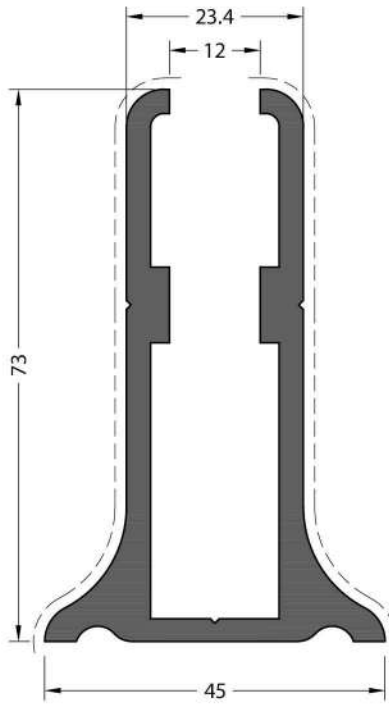
**CODE / KOD**  
**18-350-016** **THEORETICAL WEIGHT kg/m**  
TEORİK AĞIRLIK kg/m  
**0.762**



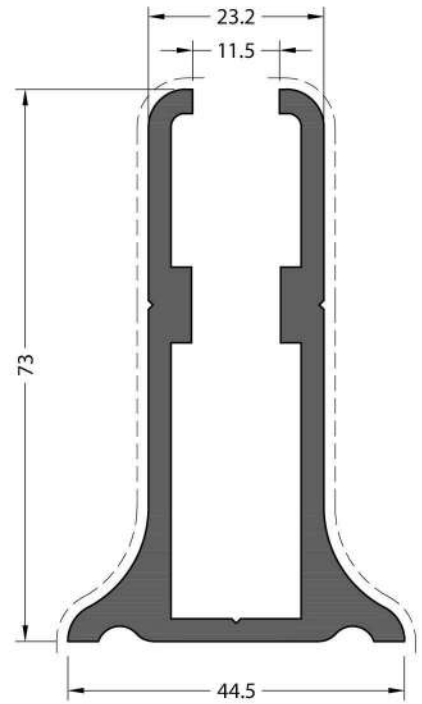
**CODE / KOD**  
**15221** **THEORETICAL WEIGHT kg/m**  
TEORİK AĞIRLIK kg/m  
**0.812**



**CODE / KOD**  
**18-342-018** **THEORETICAL WEIGHT kg/m**  
TEORİK AĞIRLIK kg/m  
**1.382**

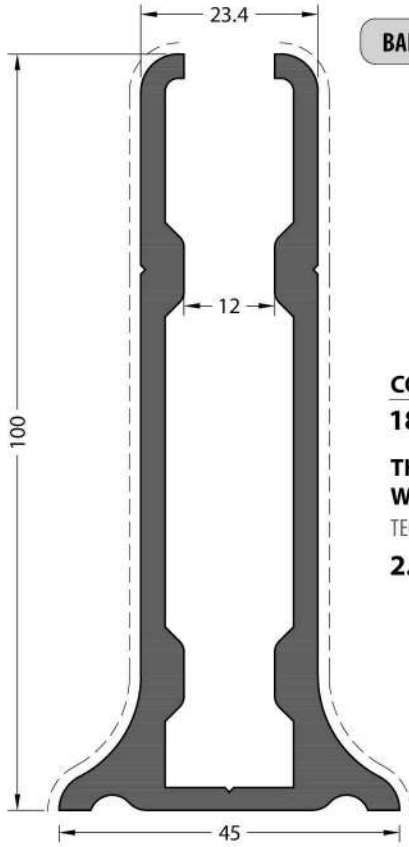


**CODE / KOD**  
**18-304-00** **THEORETICAL WEIGHT kg/m**  
TEORİK AĞIRLIK kg/m  
**1.910**

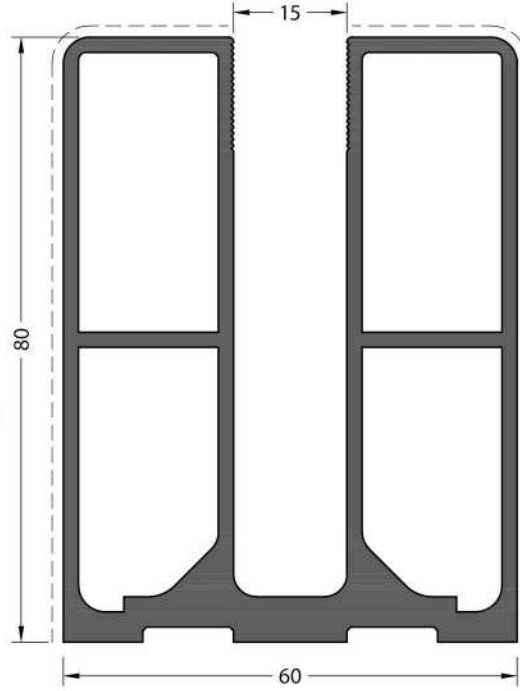


**CODE / KOD**  
**18-329-00** **THEORETICAL WEIGHT kg/m**  
TEORİK AĞIRLIK kg/m  
**1.847**

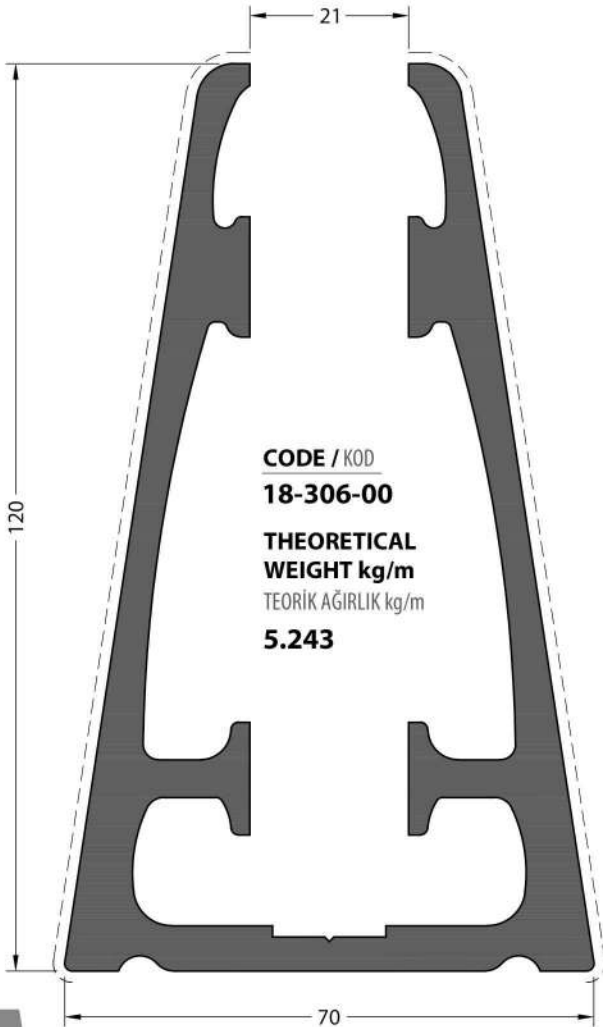
BALUSTRADE PROFILES / KÜPEŞTE PROFİLLERİ



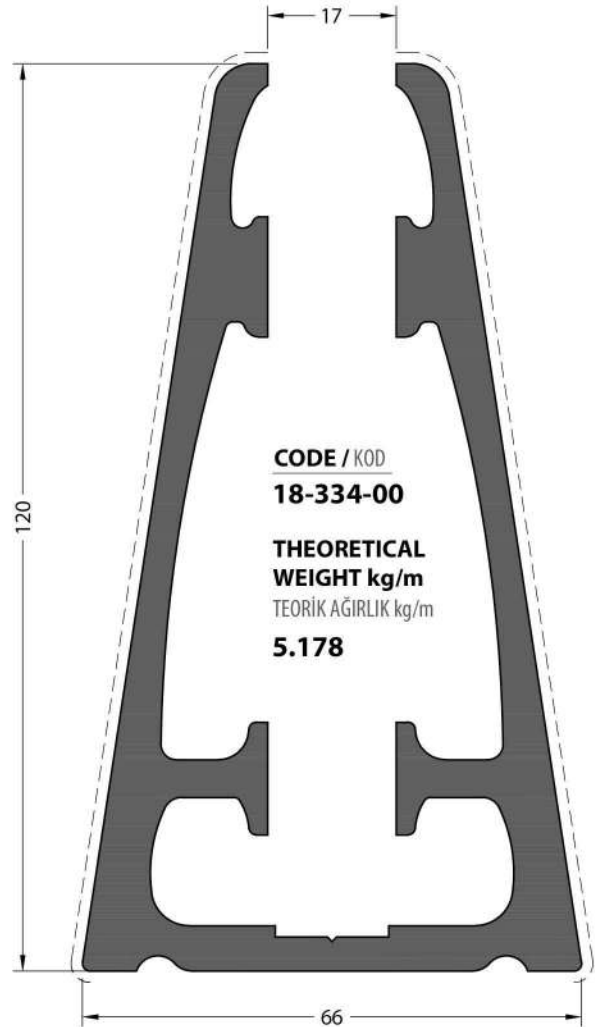
CODE / KOD  
**18-305-00**  
 THEORETICAL  
 WEIGHT kg/m  
 TEORİK AĞIRLIK kg/m  
**2.510**



CODE / KOD  
**13918**  
 THEORETICAL  
 WEIGHT kg/m  
 TEORİK AĞIRLIK kg/m  
**2.926**

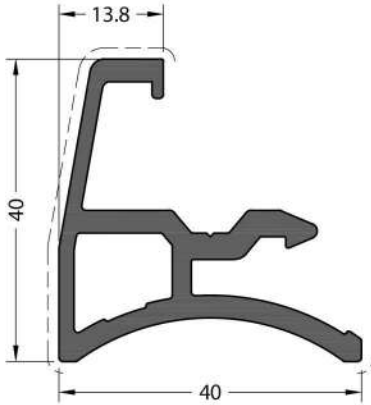


CODE / KOD  
**18-306-00**  
 THEORETICAL  
 WEIGHT kg/m  
 TEORİK AĞIRLIK kg/m  
**5.243**



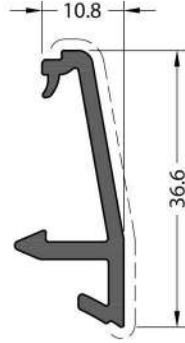
CODE / KOD  
**18-334-00**  
 THEORETICAL  
 WEIGHT kg/m  
 TEORİK AĞIRLIK kg/m  
**5.178**

BALUSTRAGE PROFILES / KÜPEŞTE PROFİLLERİ



**CODE / KOD**  
**18-327-00**

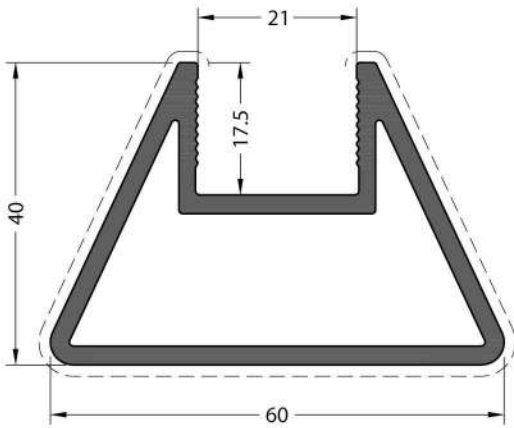
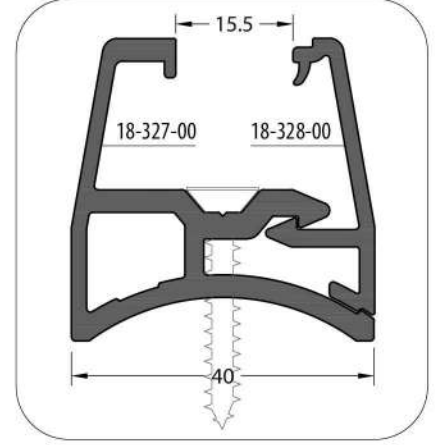
**THEORETICAL WEIGHT kg/m**  
TEORİK AĞIRLIK kg/m  
**0.944**



**CODE / KOD**  
**18-328-00**

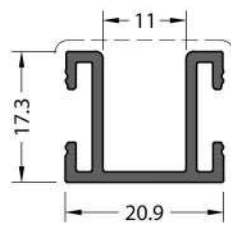
**THEORETICAL WEIGHT kg/m**  
TEORİK AĞIRLIK kg/m  
**0.338**

Application Details / Uygulama Detayı



**CODE / KOD**  
**18-323-025**

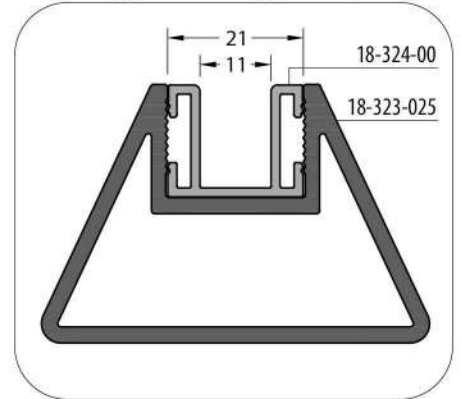
**THEORETICAL WEIGHT kg/m**  
TEORİK AĞIRLIK kg/m  
**1.309**



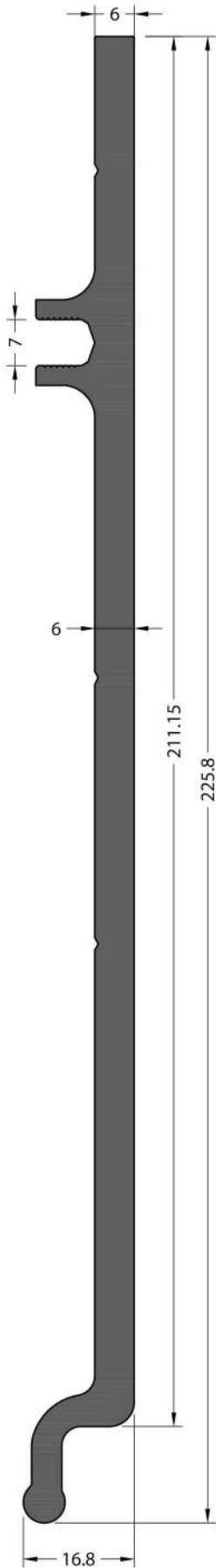
**CODE / KOD**  
**18-324-00**

**THEORETICAL WEIGHT kg/m**  
TEORİK AĞIRLIK kg/m  
**0.276**

Application Details / Uygulama Detayı



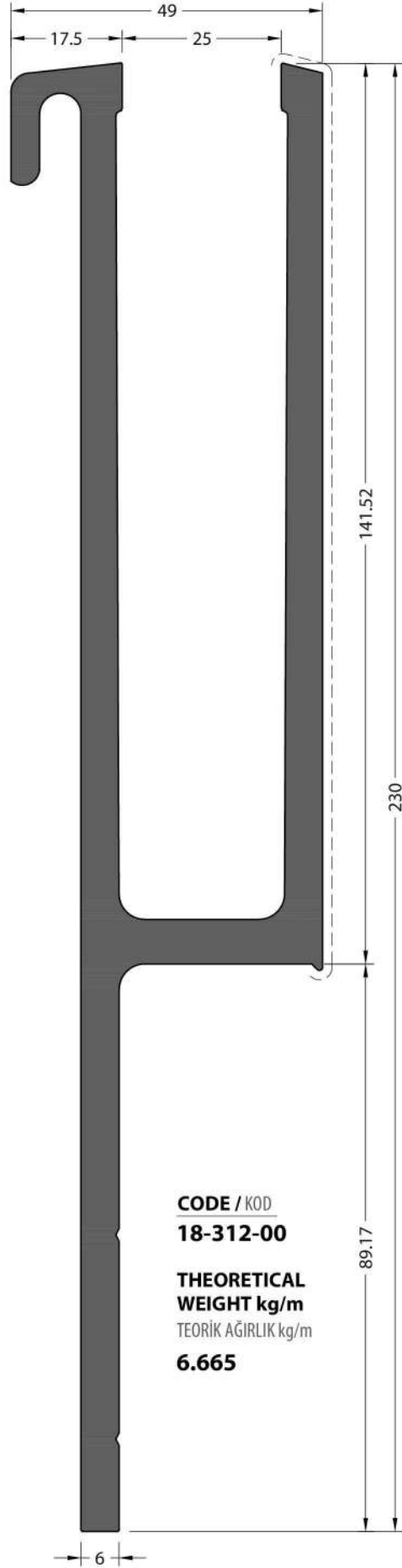
BALUSTRADE PROFILES / KÜPEŞTE PROFİLLERİ



Mill Finish / Pres  
No visible surface.  
Görünen yüzeyi yoktur.

CODE / KOD  
**18-311-00**

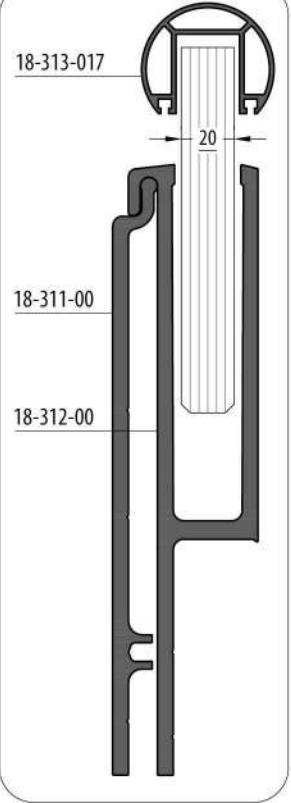
**THEORETICAL  
WEIGHT kg/m**  
TEORİK AĞIRLIK kg/m  
**3.880**



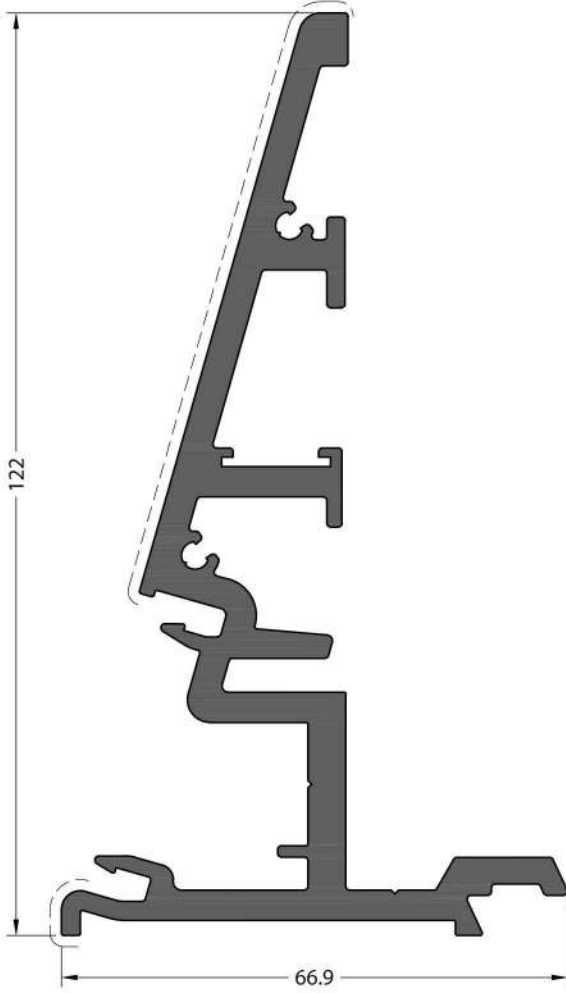
CODE / KOD  
**18-312-00**

**THEORETICAL  
WEIGHT kg/m**  
TEORİK AĞIRLIK kg/m  
**6.665**

Application Details / Uygulama Detayı

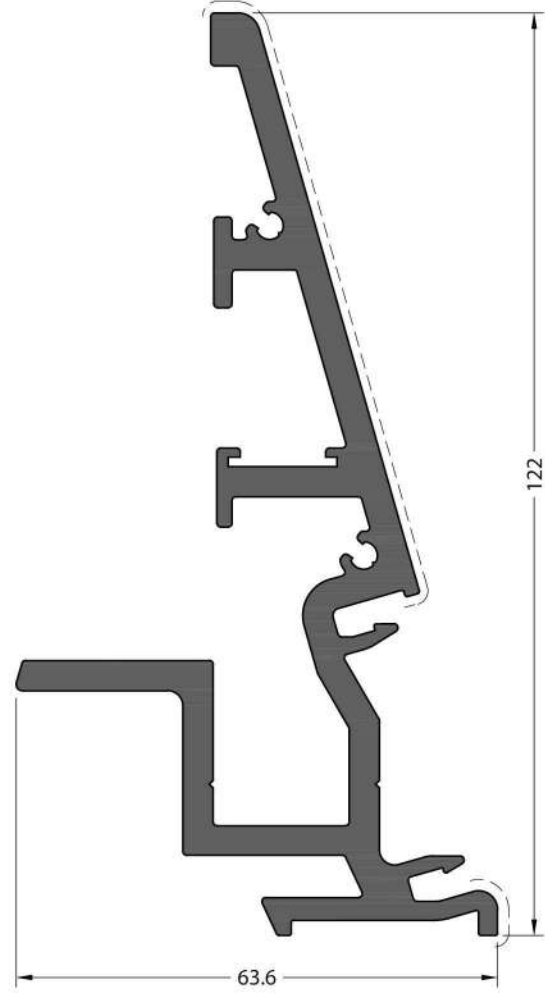


BALUSTRADE PROFILES / KÜPEŞTE PROFİLLERİ



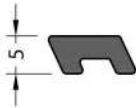
**CODE / KOD**  
**18-320-00**

**THEORETICAL WEIGHT kg/m**  
TEORİK AĞIRLIK kg/m  
**3.092**



**CODE / KOD**  
**18-321-00**

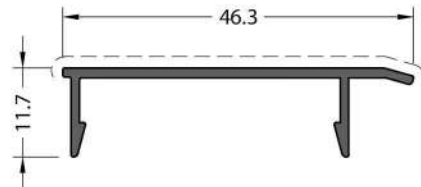
**THEORETICAL WEIGHT kg/m**  
TEORİK AĞIRLIK kg/m  
**2.987**



Mill Finish / Pres  
No visible surface. / Görünen yüzeyi yoktur.

**CODE / KOD**  
**18-322-00**

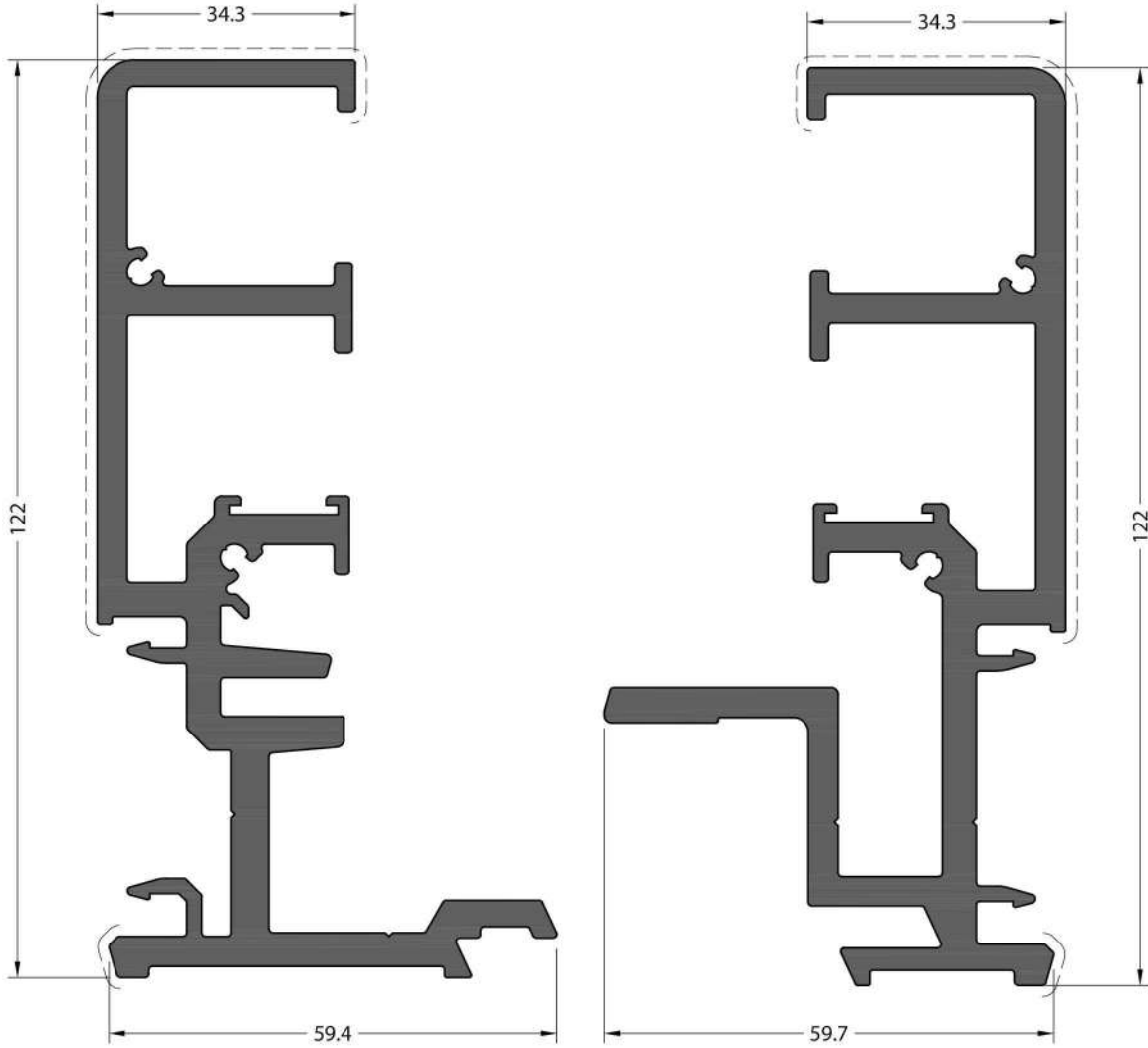
**THEORETICAL WEIGHT kg/m**  
TEORİK AĞIRLIK kg/m  
**0.108**



**CODE / KOD**  
**18-210-00**

**THEORETICAL WEIGHT kg/m**  
TEORİK AĞIRLIK kg/m  
**0.230**

BALUSTRADE PROFILES / KÜPEŞTE PROFİLLERİ

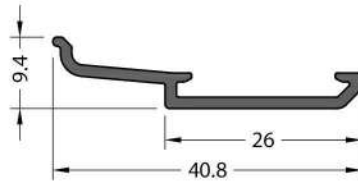


**CODE / KOD**  
**18-331-00**

**THEORETICAL WEIGHT kg/m**  
TEORİK AĞIRLIK kg/m  
**3.751**

**CODE / KOD**  
**18-332-00**

**THEORETICAL WEIGHT kg/m**  
TEORİK AĞIRLIK kg/m  
**3.669**

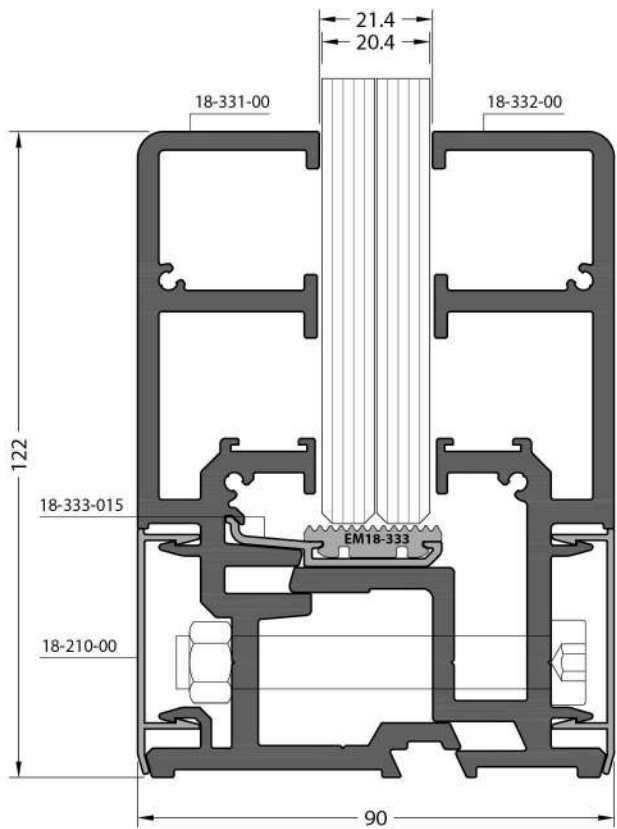
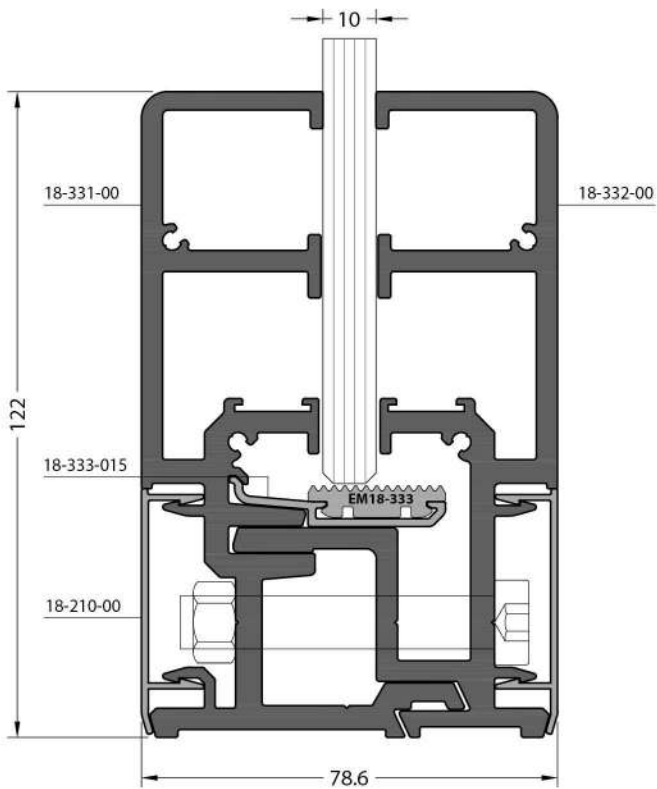
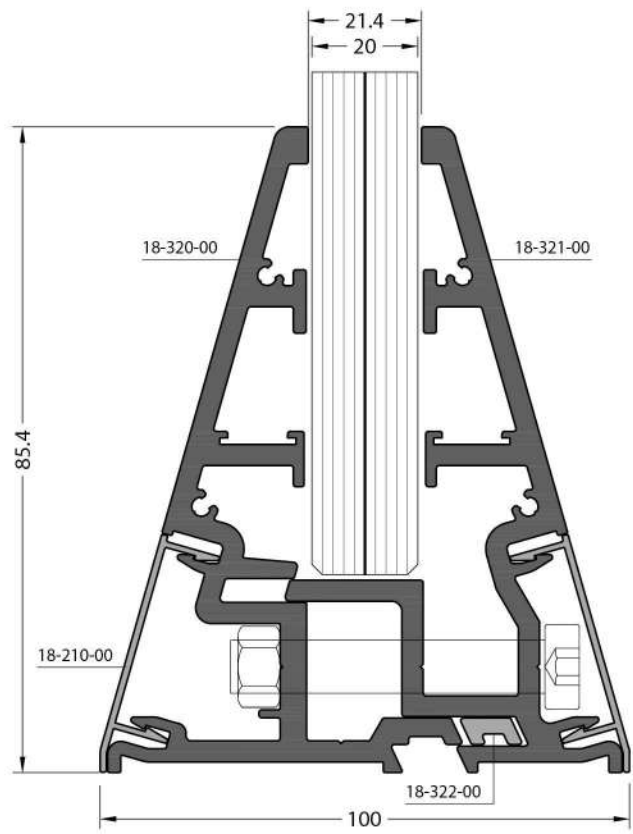
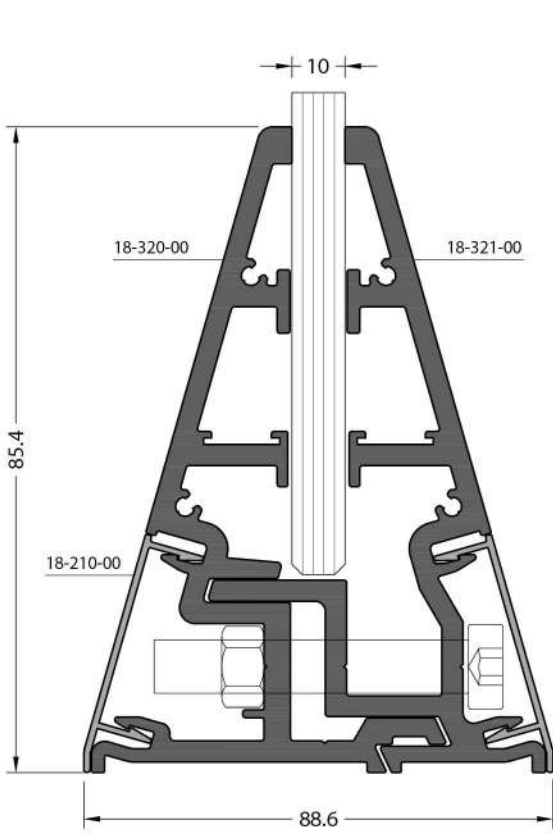


**Mill Finish / Pres**  
**No visible surface.** / Görünen yüzeyi yoktur.

**CODE / KOD**  
**18-333-015**

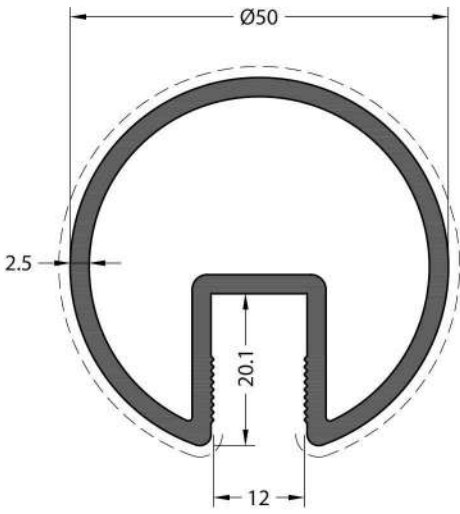
**THEORETICAL WEIGHT kg/m**  
TEORİK AĞIRLIK kg/m  
**0.206**

BALUSTRADE PROFILES / KÜPEŞTE PROFİLLERİ



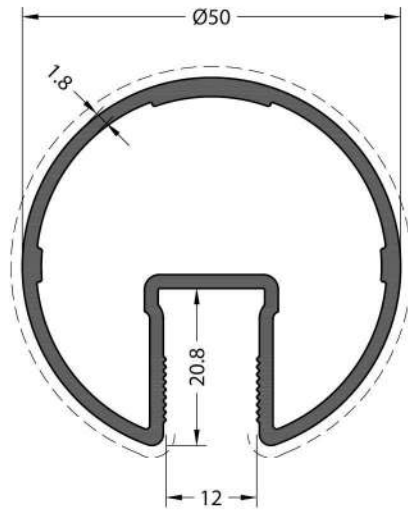
No scaled / Ölçeksizdir.

BALUSTRADE PROFILES / KÜPEŞTE PROFİLLERİ



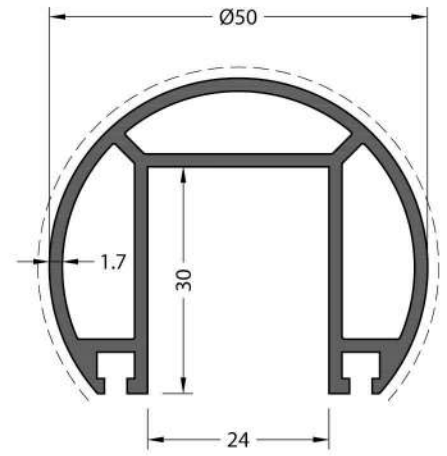
**CODE / KOD**  
**18-302-025**

**THEORETICAL WEIGHT kg/m**  
TEORİK AĞIRLIK kg/m  
**1.277**



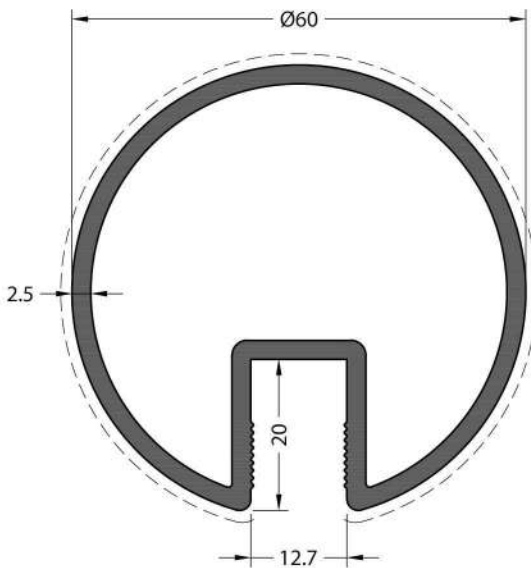
**CODE / KOD**  
**18-343-018**

**THEORETICAL WEIGHT kg/m**  
TEORİK AĞIRLIK kg/m  
**0.994**



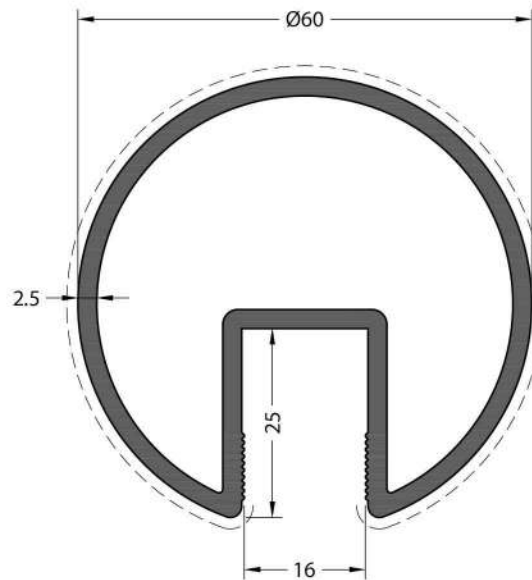
**CODE / KOD**  
**18-313-017**

**THEORETICAL WEIGHT kg/m**  
TEORİK AĞIRLIK kg/m  
**1.036**



**CODE / KOD**  
**18-303-025**

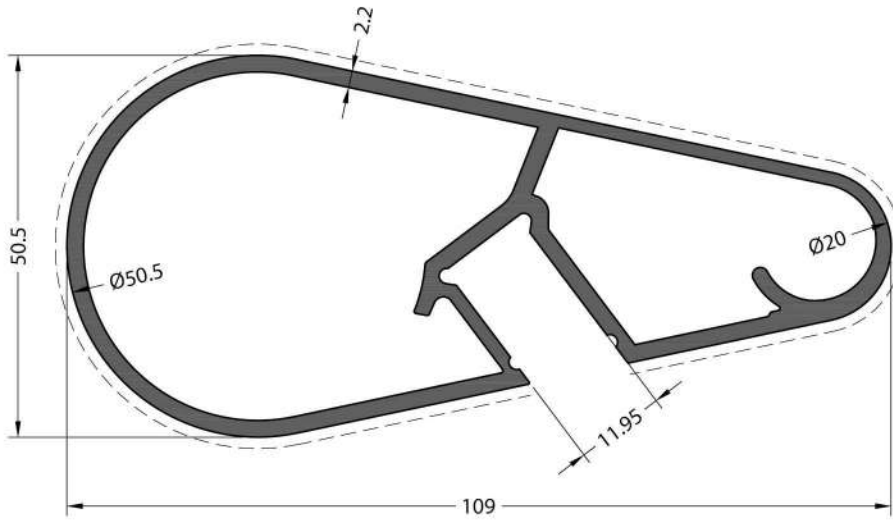
**THEORETICAL WEIGHT kg/m**  
TEORİK AĞIRLIK kg/m  
**1.489**



**CODE / KOD**  
**18-330-025**

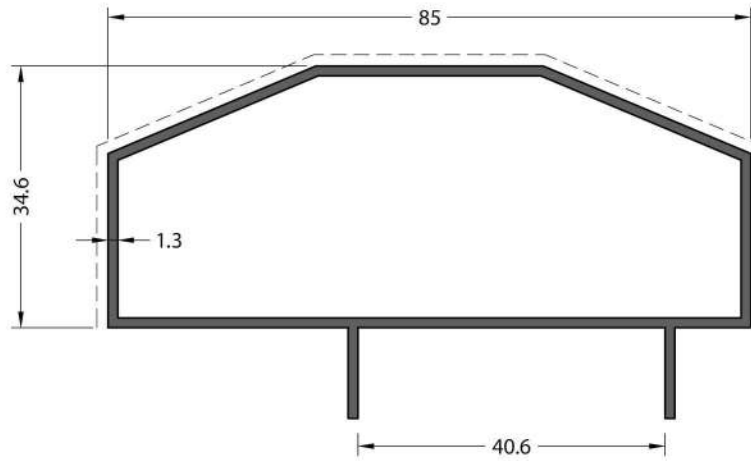
**THEORETICAL WEIGHT kg/m**  
TEORİK AĞIRLIK kg/m  
**1.556**

BALUSTRADE PROFILES / KÜPEŞTE PROFİLLERİ



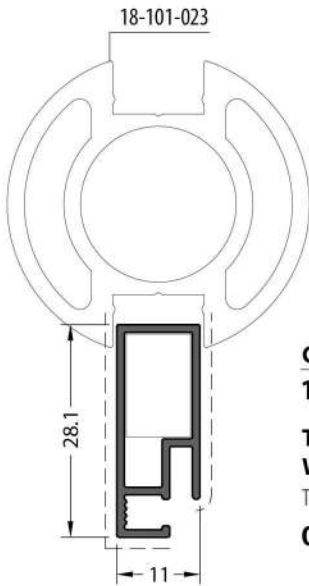
CODE / KOD  
**18-307-00**

THEORETICAL  
WEIGHT kg/m  
TEORİK AĞIRLIK kg/m  
**1.844**

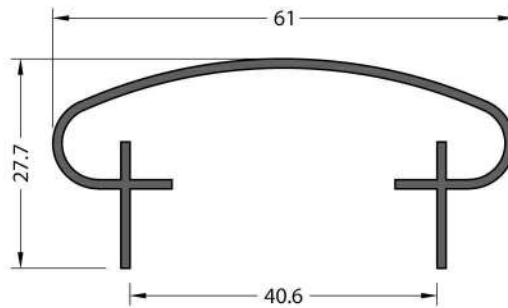


CODE / KOD  
**1056**

THEORETICAL  
WEIGHT kg/m  
TEORİK AĞIRLIK kg/m  
**0.842**



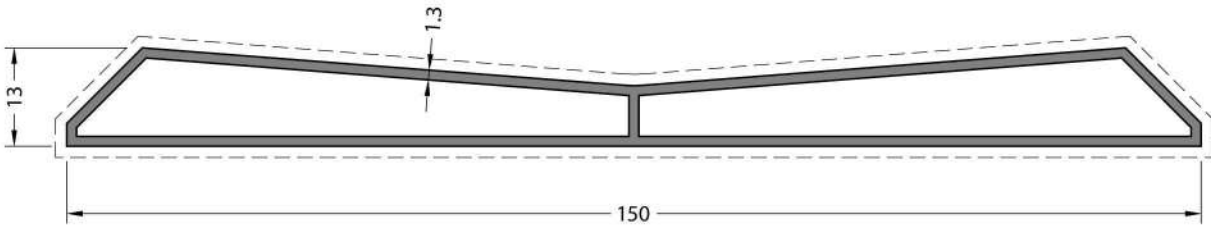
CODE / KOD  
**18-317-010**  
THEORETICAL  
WEIGHT kg/m  
TEORİK AĞIRLIK kg/m  
**0.225**



CODE / KOD  
**2027**

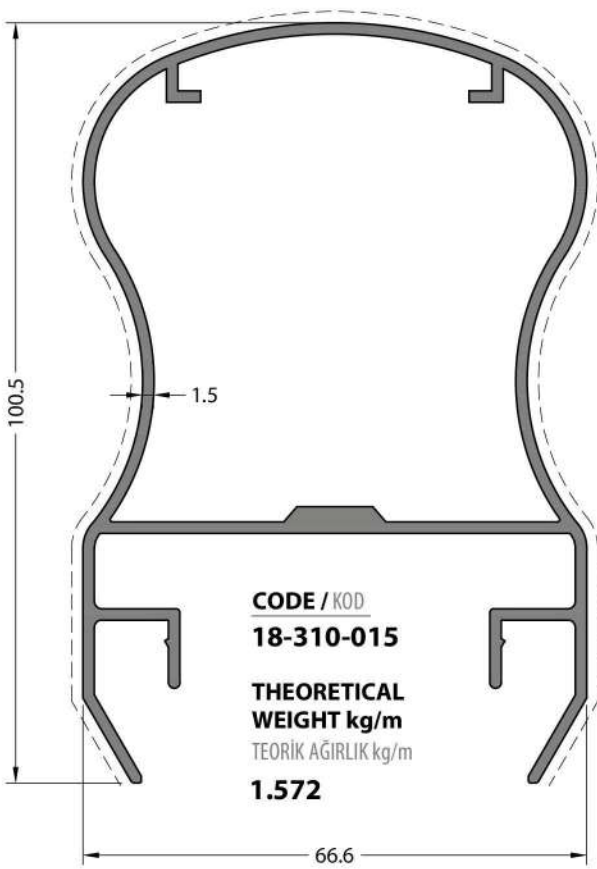
THEORETICAL  
WEIGHT kg/m  
TEORİK AĞIRLIK kg/m  
**0.437**

BALUSTRADE PROFILES / KÜPEŞTE PROFİLLERİ

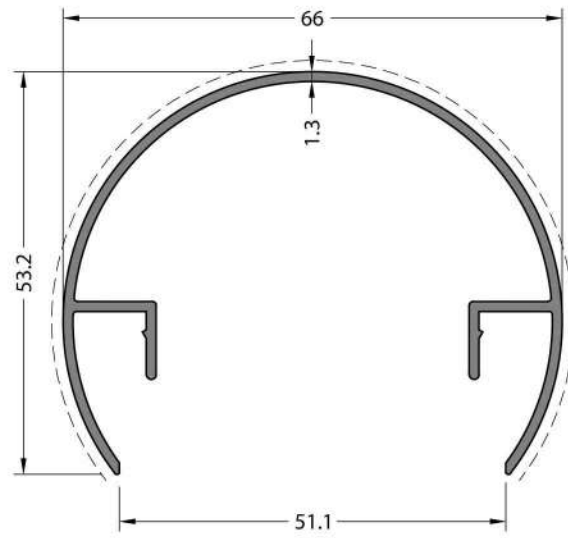


CODE / KOD  
**18-318-013**

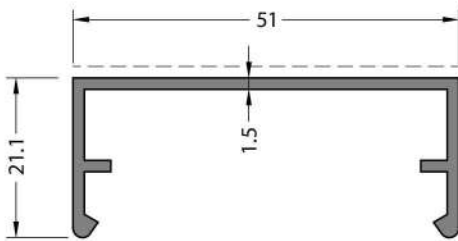
THEORETICAL  
WEIGHT kg/m  
TEORİK AĞIRLIK kg/m  
**1.107**



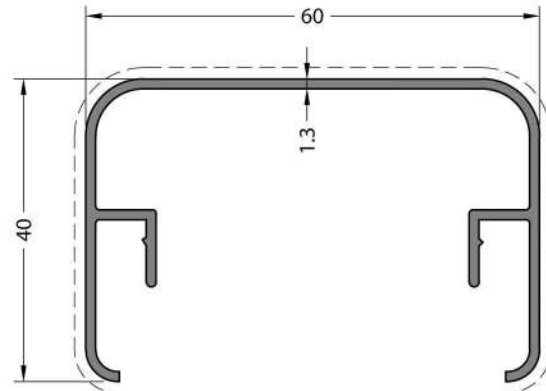
CODE / KOD  
**18-310-015**  
THEORETICAL  
WEIGHT kg/m  
TEORİK AĞIRLIK kg/m  
**1.572**



CODE / KOD  
**18-315-013**  
THEORETICAL  
WEIGHT kg/m  
TEORİK AĞIRLIK kg/m  
**0.646**



CODE / KOD  
**18-316-015**  
THEORETICAL  
WEIGHT kg/m  
TEORİK AĞIRLIK kg/m  
**0.409**

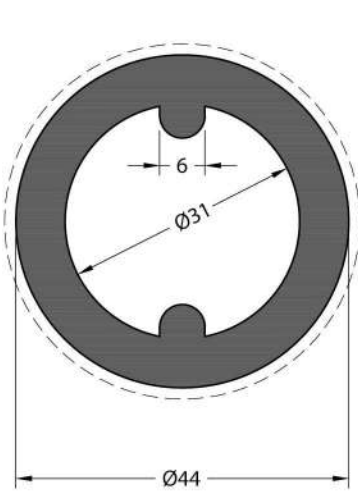


CODE / KOD  
**18-314-013**  
THEORETICAL  
WEIGHT kg/m  
TEORİK AĞIRLIK kg/m  
**0.592**

**BALUSTRADE ACCESSORIES PROFILES**  
KÜPEŞTE AKSESUAR PROFİLLERİ

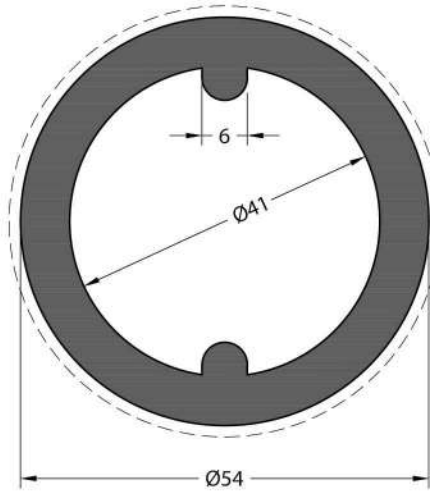


BALUSTRADE ACCESSORIES PROFILES / KÜPEŞTE AKSESUAR PROFİLLERİ



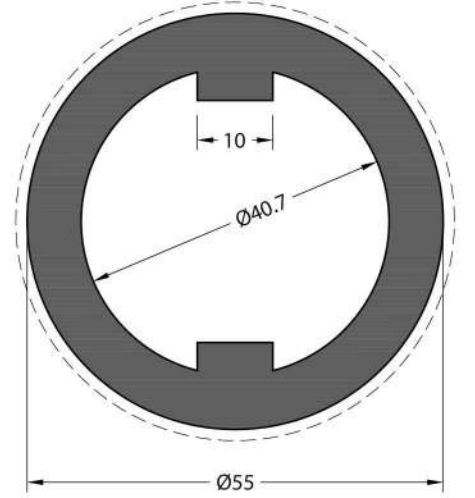
**CODE / KOD**  
**19-106-00**

**THEORETICAL WEIGHT kg/m**  
TEORİK AĞIRLIK kg/m  
**2.189**



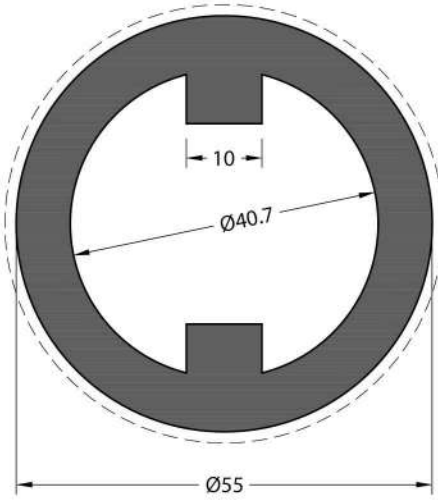
**CODE / KOD**  
**19-107-00**

**THEORETICAL WEIGHT kg/m**  
TEORİK AĞIRLIK kg/m  
**2.741**



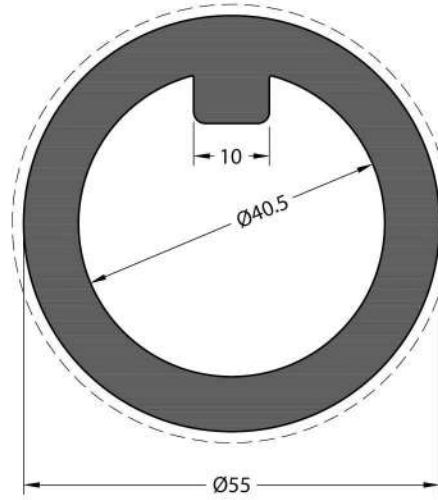
**CODE / KOD**  
**19-108-00**

**THEORETICAL WEIGHT kg/m**  
TEORİK AĞIRLIK kg/m  
**3.126**



**CODE / KOD**  
**19-115-00**

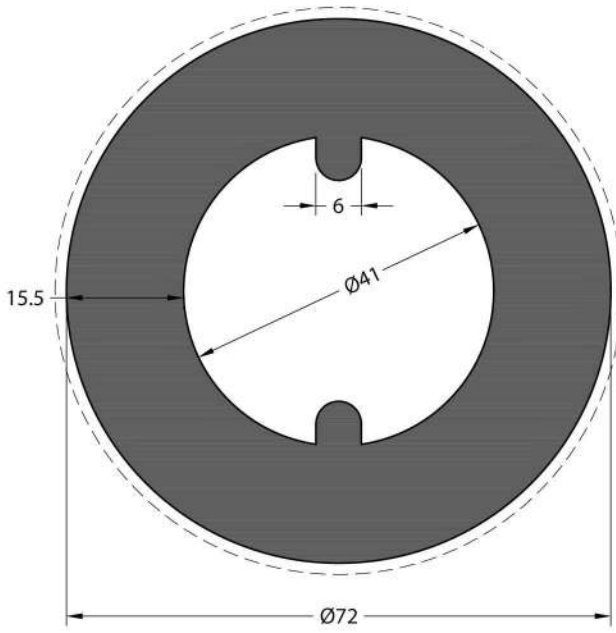
**THEORETICAL WEIGHT kg/m**  
TEORİK AĞIRLIK kg/m  
**3.274**



**CODE / KOD**  
**19-116-00**

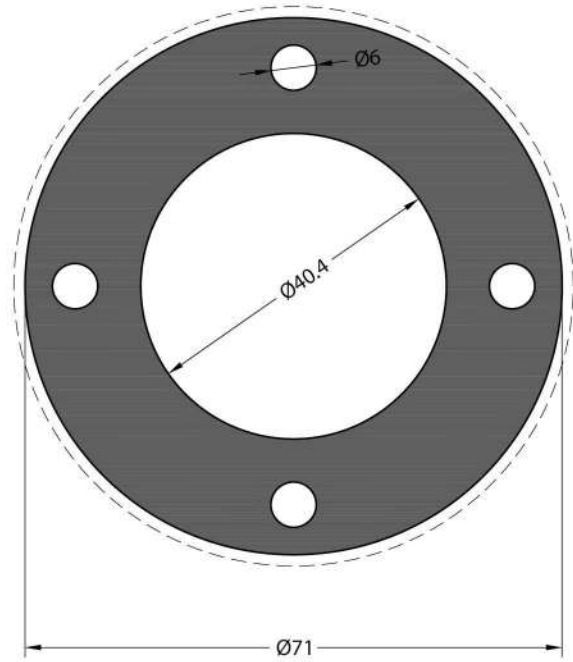
**THEORETICAL WEIGHT kg/m**  
TEORİK AĞIRLIK kg/m  
**3.117**

BALUSTRADE ACCESSORIES PROFILES / KÜPEŞTE AKSESUAR PROFİLLERİ



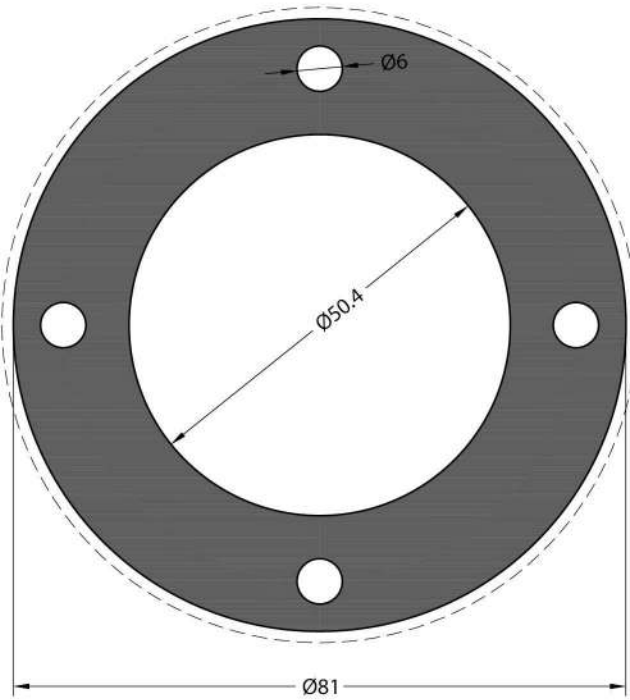
**CODE / KOD**  
**19-109-00**

**THEORETICAL WEIGHT kg/m**  
TEORİK AĞIRLIK kg/m  
**7.596**



**CODE / KOD**  
**19-104-00**

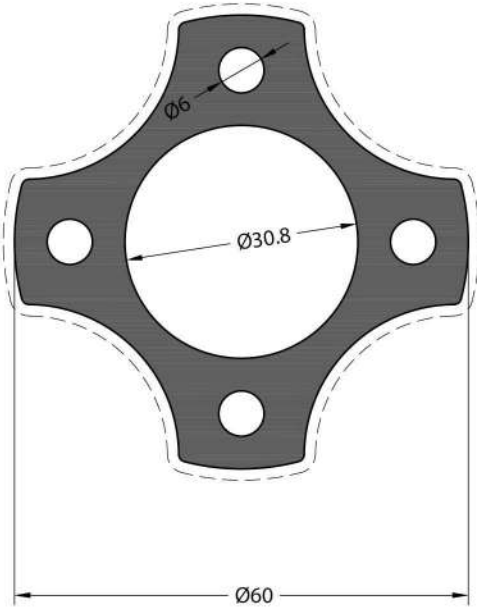
**THEORETICAL WEIGHT kg/m**  
TEORİK AĞIRLIK kg/m  
**6.923**



**CODE / KOD**  
**19-105-00**

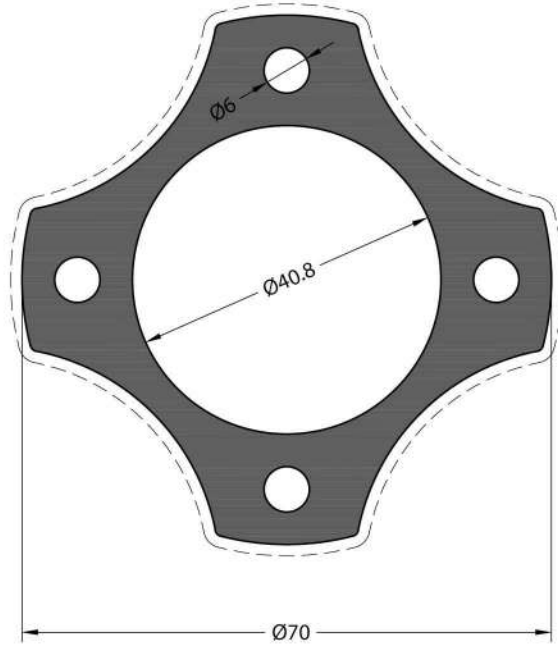
**THEORETICAL WEIGHT kg/m**  
TEORİK AĞIRLIK kg/m  
**8.221**

BALUSTRADE ACCESSORIES PROFILES / KÜPEŞTE AKSESUAR PROFİLLERİ



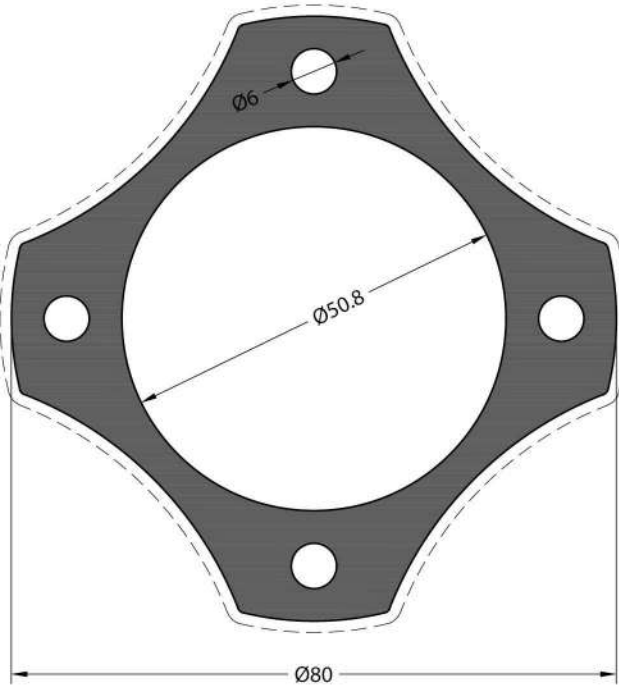
**CODE / KOD**  
**19-101-00**

**THEORETICAL WEIGHT kg/m**  
TEORİK AĞIRLIK kg/m  
**3.167**



**CODE / KOD**  
**19-102-00**

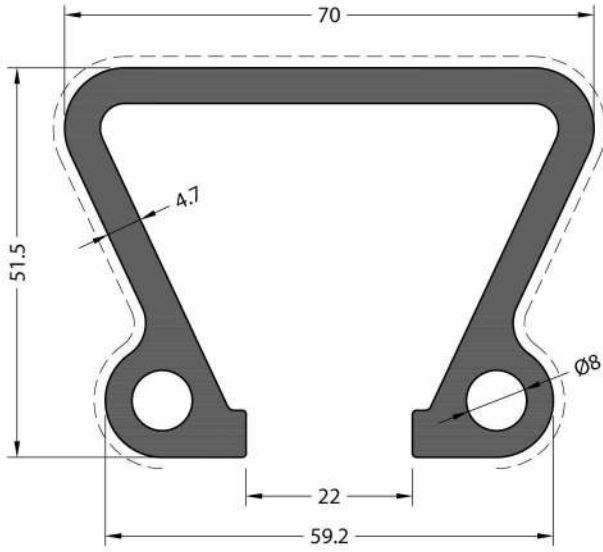
**THEORETICAL WEIGHT kg/m**  
TEORİK AĞIRLIK kg/m  
**4.028**



**CODE / KOD**  
**19-103-00**

**THEORETICAL WEIGHT kg/m**  
TEORİK AĞIRLIK kg/m  
**4.811**

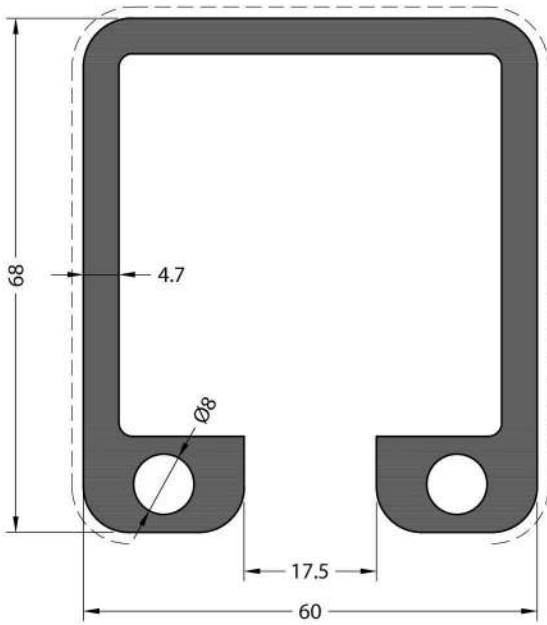
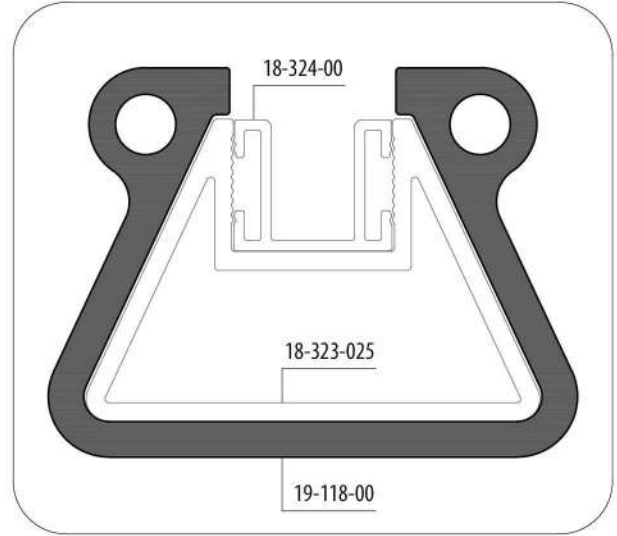
BALUSTRADE ACCESSORIES PROFILES / KÜPEŞTE AKSESUAR PROFİLLERİ



**CODE / KOD**  
**19-118-00**

**THEORETICAL WEIGHT kg/m**  
TEORİK AĞIRLIK kg/m  
**2.636**

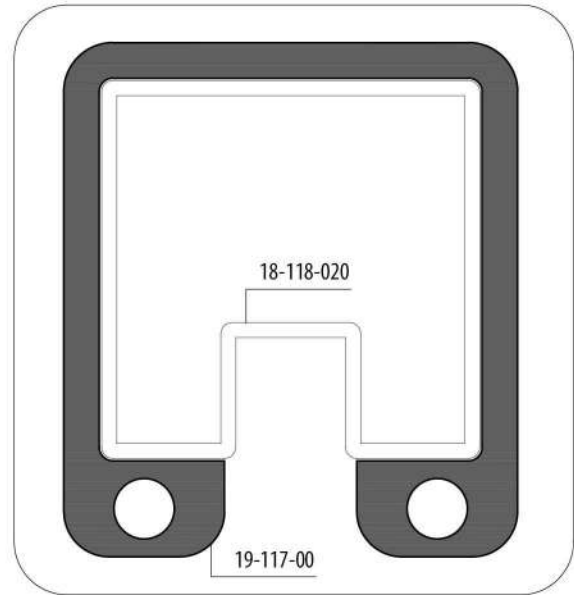
Application Details / Uygulama Detayı



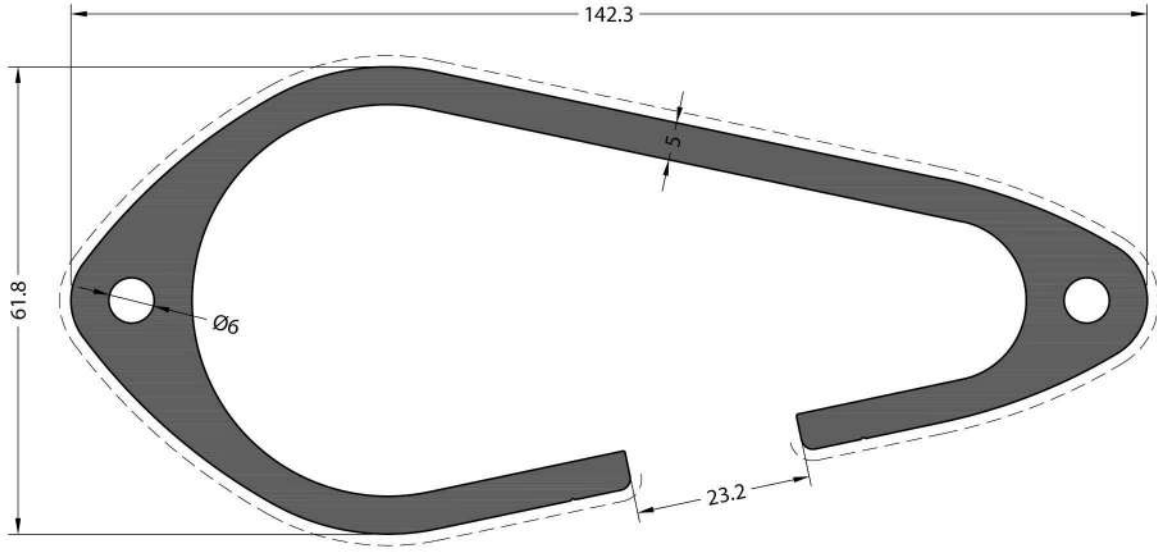
**CODE / KOD**  
**19-117-00**

**THEORETICAL WEIGHT kg/m**  
TEORİK AĞIRLIK kg/m  
**3.107**

Application Details / Uygulama Detayı

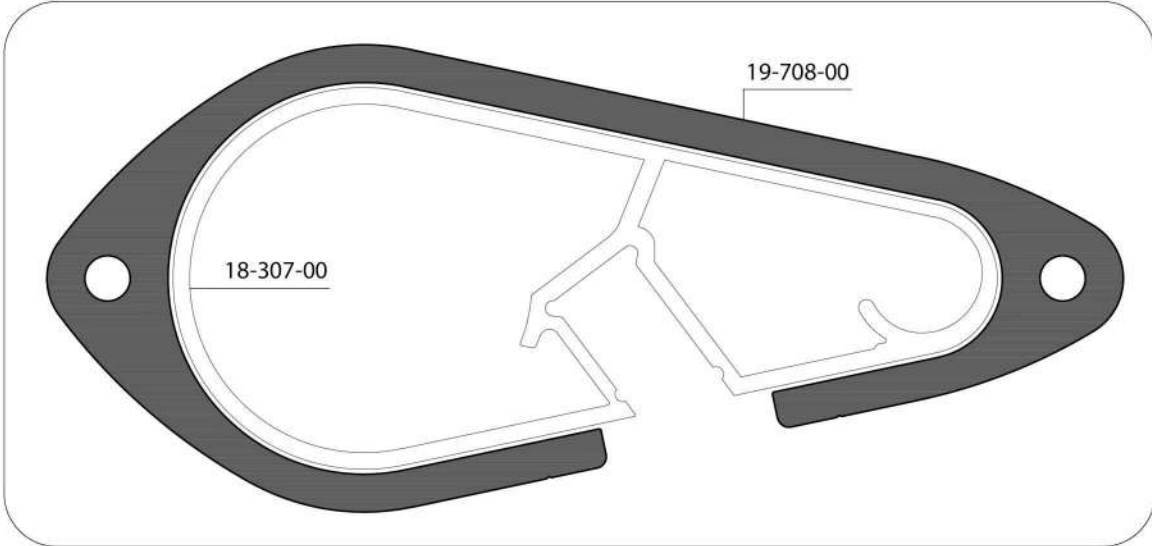


BALUSTRADE ACCESSORIES PROFILES / KÜPEŞTE AKSESUAR PROFİLLERİ

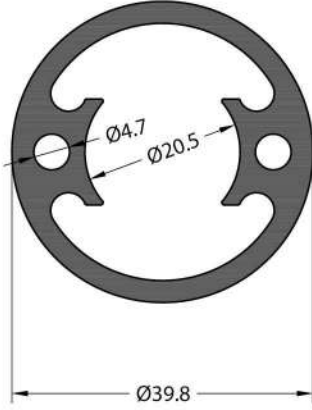


<b>CODE / KOD</b>	<b>THEORETICAL</b>
<b>19-708-00</b>	<b>WEIGHT kg/m</b>
	TEORİK AĞIRLIK kg/m
	<b>4.661</b>

Application Details / Uygulama Detayı



## BALUSTRADE ACCESSORIES PROFILES / KÜPEŞTE AKSESUAR PROFİLLERİ

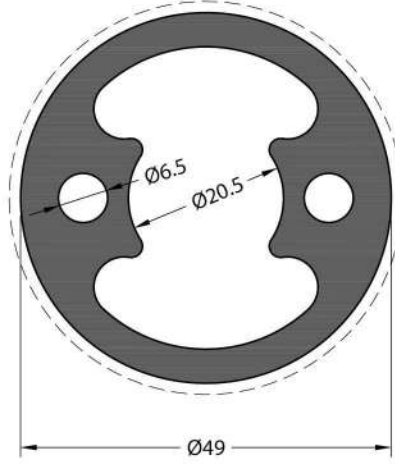


Mill Finish / Pres

No visible surface. / Görünen yüzeyi yoktur.

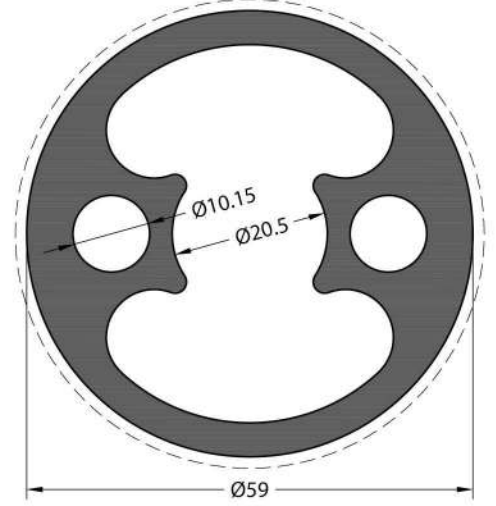
**CODE / KOD**  
**19-120-029**

**THEORETICAL WEIGHT kg/m**  
TEORİK AĞIRLIK kg/m  
**1.301**



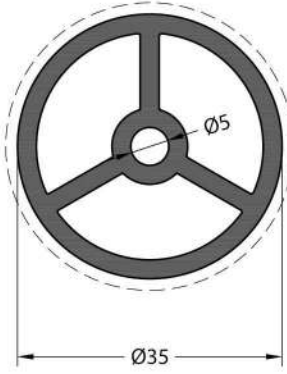
**CODE / KOD**  
**19-110-00**

**THEORETICAL WEIGHT kg/m**  
TEORİK AĞIRLIK kg/m  
**2.532**



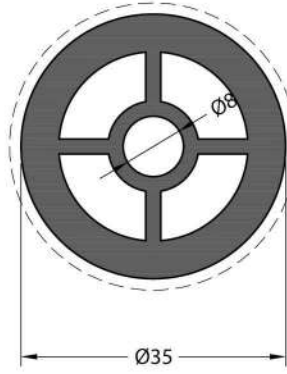
**CODE / KOD**  
**19-111-00**

**THEORETICAL WEIGHT kg/m**  
TEORİK AĞIRLIK kg/m  
**3.239**



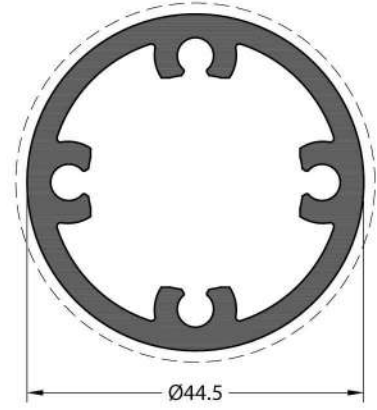
**CODE / KOD**  
**19-601-00**

**THEORETICAL WEIGHT kg/m**  
TEORİK AĞIRLIK kg/m  
**1.052**



**CODE / KOD**  
**19-602-00**

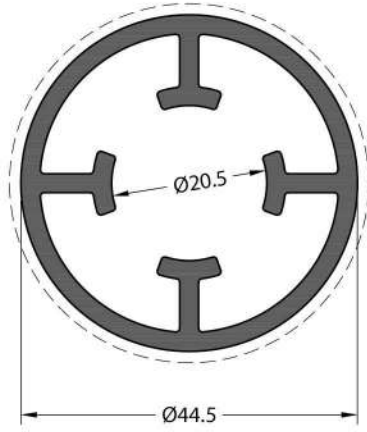
**THEORETICAL WEIGHT kg/m**  
TEORİK AĞIRLIK kg/m  
**1.583**



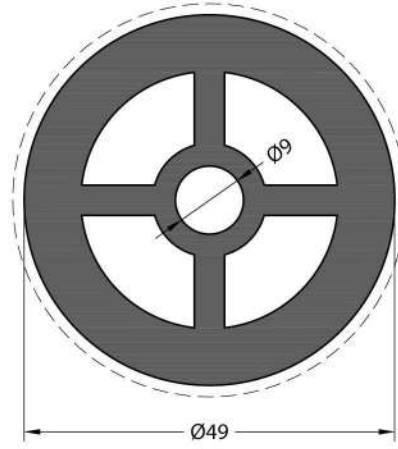
**CODE / KOD**  
**19-605-00**

**THEORETICAL WEIGHT kg/m**  
TEORİK AĞIRLIK kg/m  
**1.412**

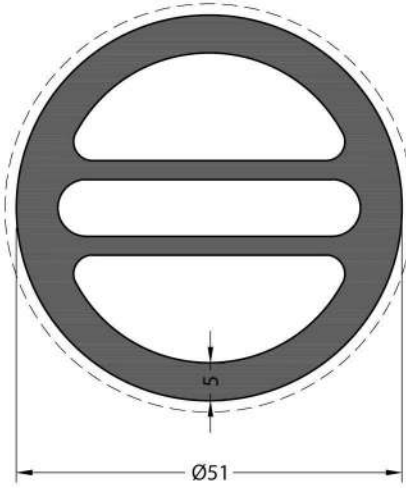
BALUSTRADE ACCESSORIES PROFILES / KÜPEŞTE AKSESUAR PROFİLLERİ



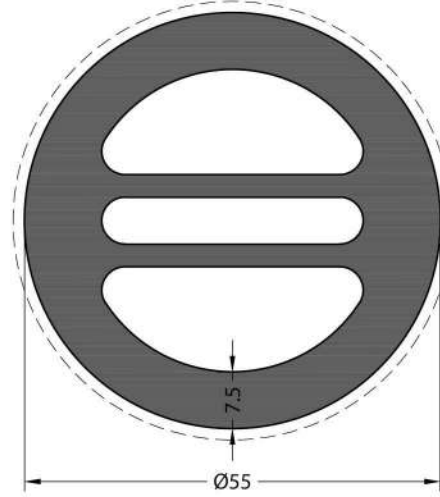
**CODE / KOD**  
**19-603-00**  
**THEORETICAL WEIGHT kg/m**  
TEORİK AĞIRLIK kg/m  
**1.297**



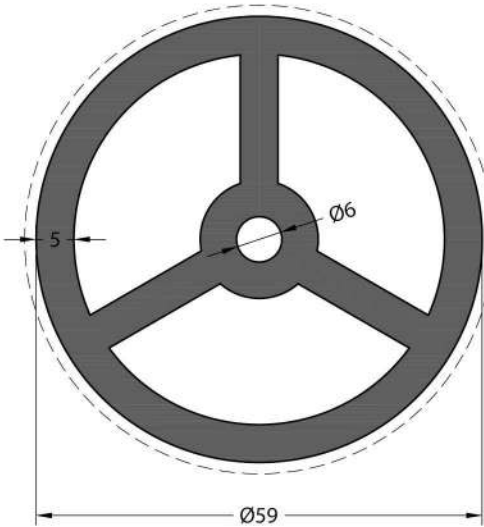
**CODE / KOD**  
**19-604-00**  
**THEORETICAL WEIGHT kg/m**  
TEORİK AĞIRLIK kg/m  
**3.358**



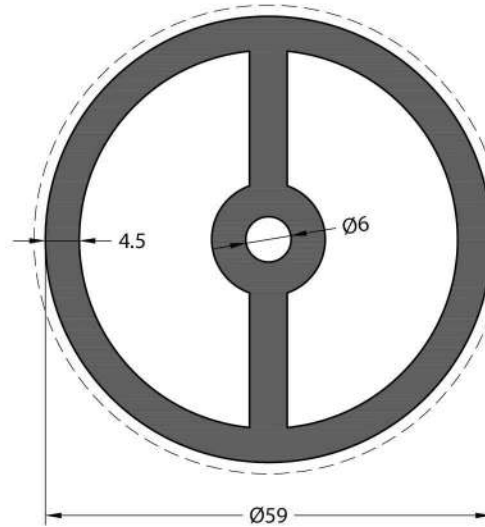
**CODE / KOD**  
**19-606-00**  
**THEORETICAL WEIGHT kg/m**  
TEORİK AĞIRLIK kg/m  
**2.607**



**CODE / KOD**  
**19-607-00**  
**THEORETICAL WEIGHT kg/m**  
TEORİK AĞIRLIK kg/m  
**3.828**

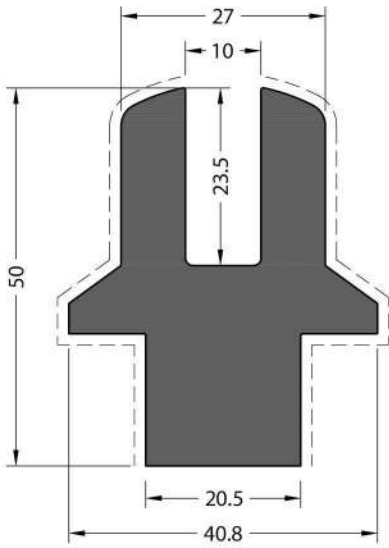


**CODE / KOD**  
**19-113-00**  
**THEORETICAL WEIGHT kg/m**  
TEORİK AĞIRLIK kg/m  
**3.410**



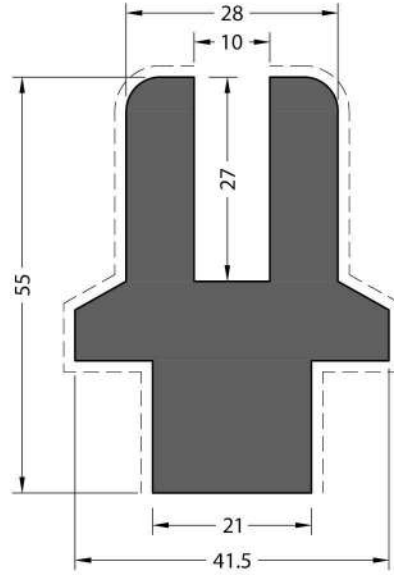
**CODE / KOD**  
**19-112-00**  
**THEORETICAL WEIGHT kg/m**  
TEORİK AĞIRLIK kg/m  
**2.956**

BALUSTRADE ACCESSORIES PROFILES / KÜPEŞTE AKSESUAR PROFİLLERİ



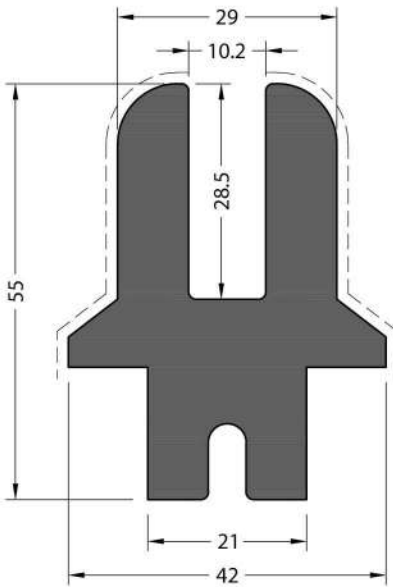
CODE / KOD  
**19-202-00**

**THEORETICAL WEIGHT kg/m**  
TEORİK AĞIRLIK kg/m  
**2.884**



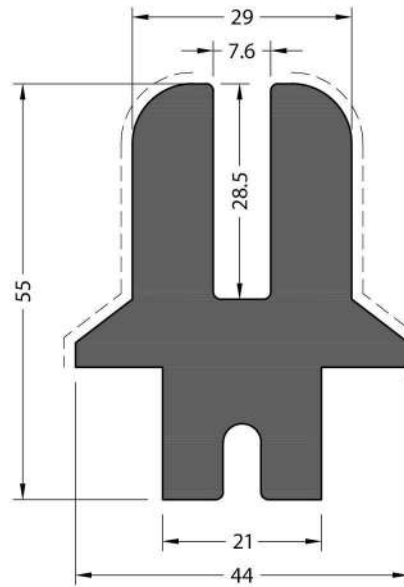
CODE / KOD  
**19-203-00**

**THEORETICAL WEIGHT kg/m**  
TEORİK AĞIRLIK kg/m  
**3.388**



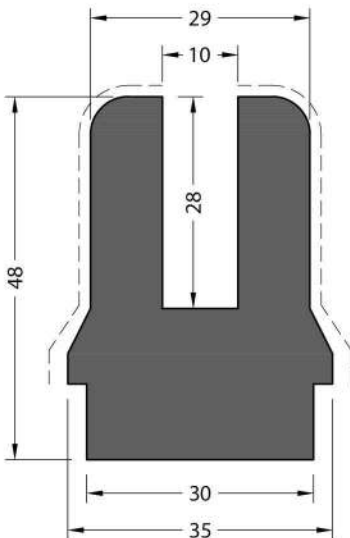
CODE / KOD  
**19-204-00**

**THEORETICAL WEIGHT kg/m**  
TEORİK AĞIRLIK kg/m  
**3.169**



CODE / KOD  
**19-205-00**

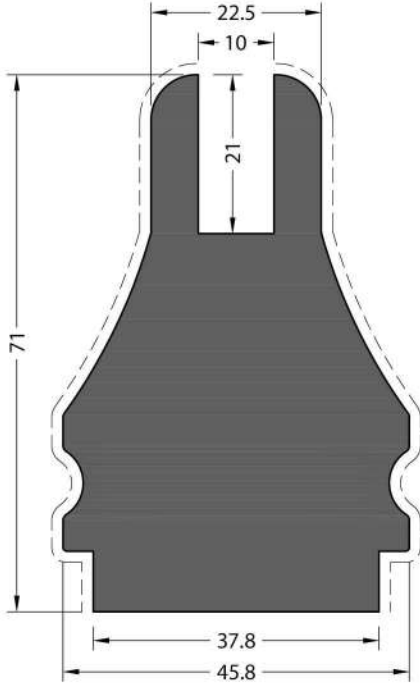
**THEORETICAL WEIGHT kg/m**  
TEORİK AĞIRLIK kg/m  
**3.388**



CODE / KOD  
**19-201-00**

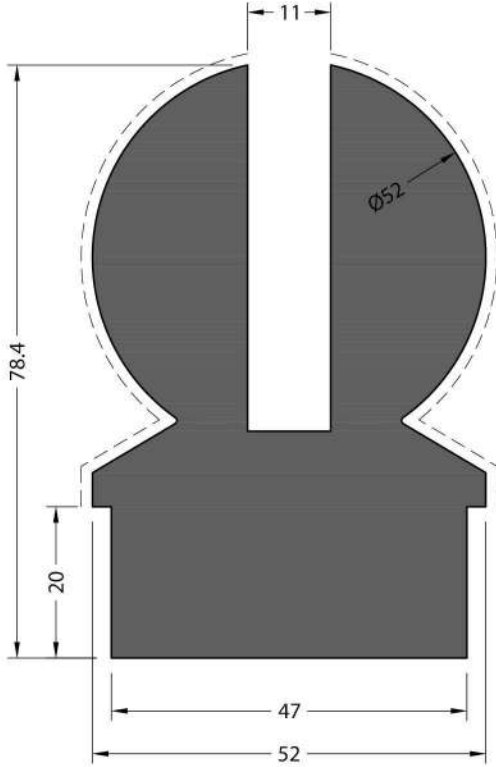
**THEORETICAL WEIGHT kg/m**  
TEORİK AĞIRLIK kg/m  
**3.114**

BALUSTRADE ACCESSORIES PROFILES / KÜPEŞTE AKSESUAR PROFİLLERİ



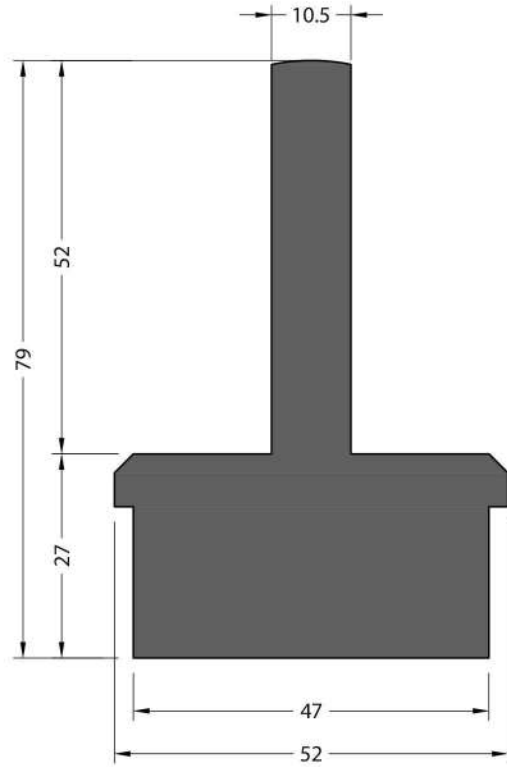
**CODE / KOD**  
**19-206-00**

**THEORETICAL WEIGHT kg/m**  
TEORİK AĞIRLIK kg/m  
**5.719**



**CODE / KOD**  
**19-702-00**

**THEORETICAL WEIGHT kg/m**  
TEORİK AĞIRLIK kg/m  
**7.974**

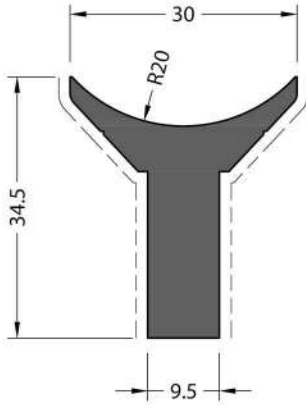


**Mill Finish / Pres**  
**No visible surface.** / Görünen yüzeyi yoktur.

**CODE / KOD**  
**19-703-00**

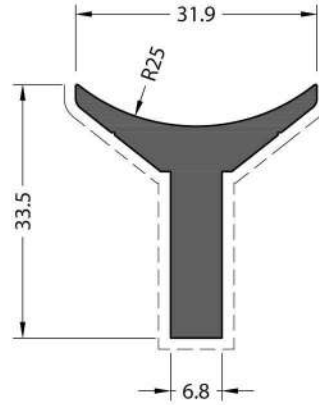
**THEORETICAL WEIGHT kg/m**  
TEORİK AĞIRLIK kg/m  
**4.973**

BALUSTRADE ACCESSORIES PROFILES / KÜPEŞTE AKSESUAR PROFİLLERİ



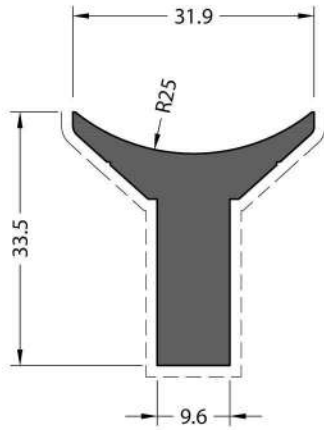
CODE / KOD  
**19-301-00**

THEORETICAL  
WEIGHT kg/m  
TEORİK AĞIRLIK kg/m  
**0.983**



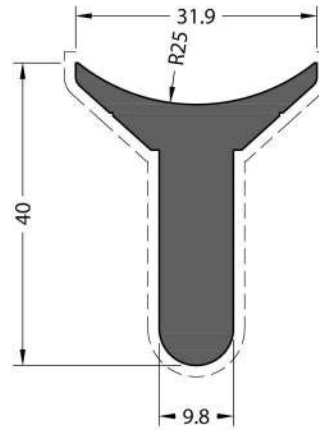
CODE / KOD  
**19-302-00**

THEORETICAL  
WEIGHT kg/m  
TEORİK AĞIRLIK kg/m  
**0.806**



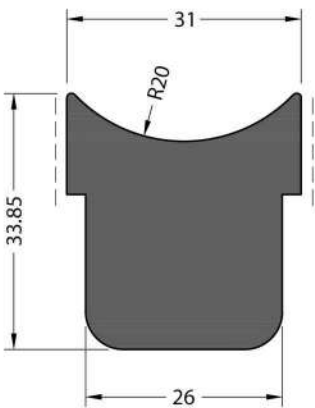
CODE / KOD  
**19-303-00**

THEORETICAL  
WEIGHT kg/m  
TEORİK AĞIRLIK kg/m  
**1.002**



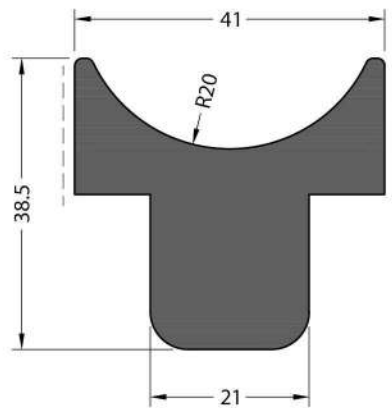
CODE / KOD  
**19-304-00**

THEORETICAL  
WEIGHT kg/m  
TEORİK AĞIRLIK kg/m  
**1.158**



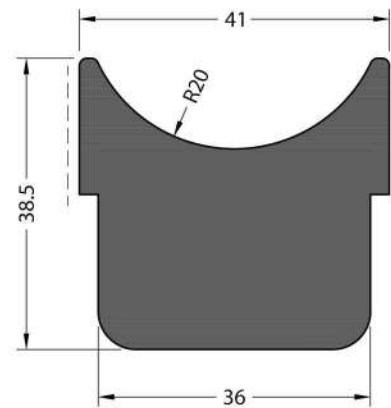
CODE / KOD  
**19-401-00**

THEORETICAL  
WEIGHT kg/m  
TEORİK AĞIRLIK kg/m  
**2.181**



CODE / KOD  
**19-405-00**

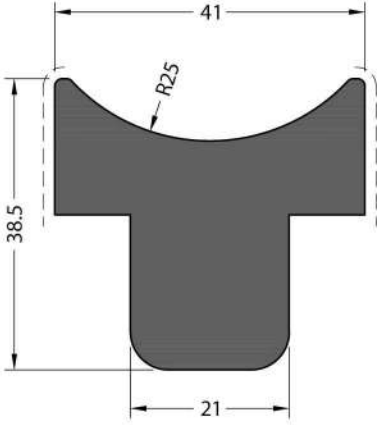
THEORETICAL  
WEIGHT kg/m  
TEORİK AĞIRLIK kg/m  
**2.268**



CODE / KOD  
**19-402-00**

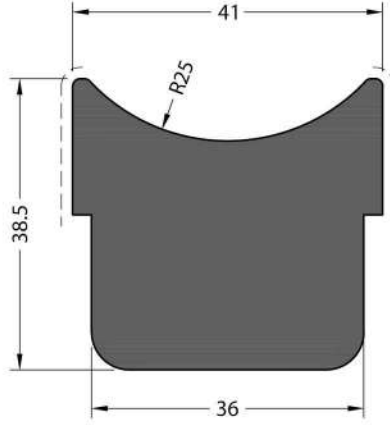
THEORETICAL  
WEIGHT kg/m  
TEORİK AĞIRLIK kg/m  
**3.099**

BALUSTRADE ACCESSORIES PROFILES / KÜPEŞTE AKSESUAR PROFİLLERİ



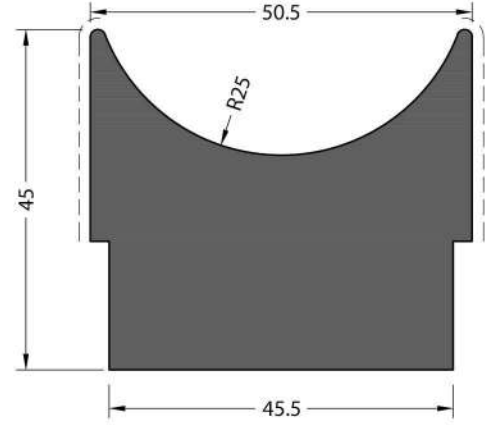
**CODE / KOD**  
**19-404-00**

**THEORETICAL WEIGHT kg/m**  
TEORİK AĞIRLIK kg/m  
**2.555**



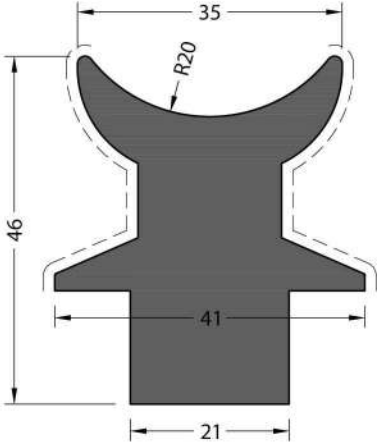
**CODE / KOD**  
**19-403-00**

**THEORETICAL WEIGHT kg/m**  
TEORİK AĞIRLIK kg/m  
**3.385**



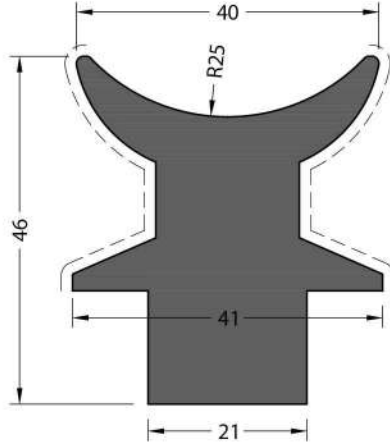
**CODE / KOD**  
**19-406-00**

**THEORETICAL WEIGHT kg/m**  
TEORİK AĞIRLIK kg/m  
**4.364**



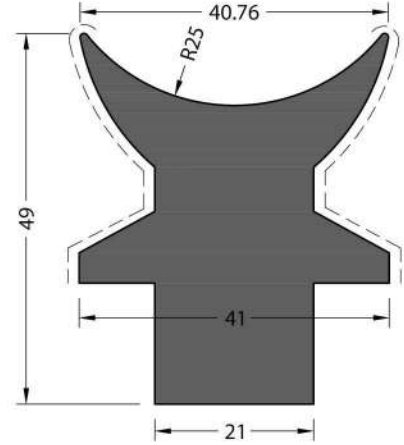
**CODE / KOD**  
**19-407-00**

**THEORETICAL WEIGHT kg/m**  
TEORİK AĞIRLIK kg/m  
**2.686**



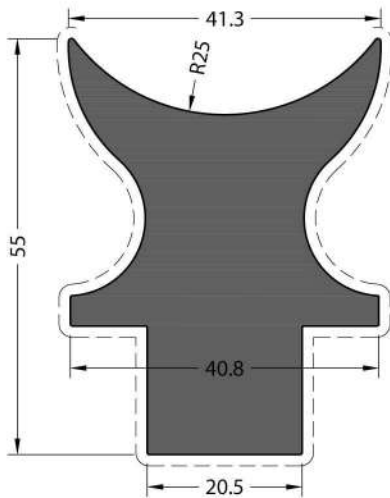
**CODE / KOD**  
**19-408-00**

**THEORETICAL WEIGHT kg/m**  
TEORİK AĞIRLIK kg/m  
**2.718**



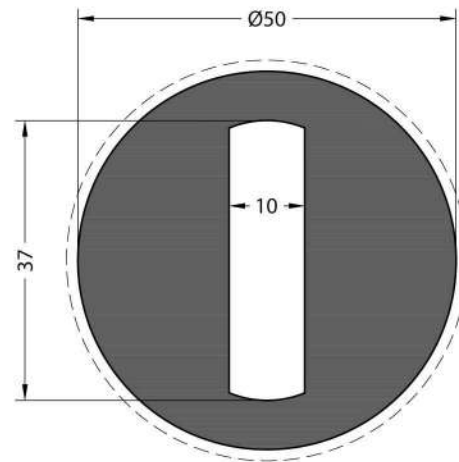
**CODE / KOD**  
**19-411-00**

**THEORETICAL WEIGHT kg/m**  
TEORİK AĞIRLIK kg/m  
**3.047**



**CODE / KOD**  
**19-409-00**

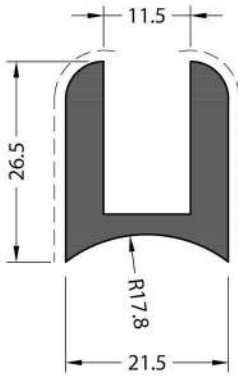
**THEORETICAL WEIGHT kg/m**  
TEORİK AĞIRLIK kg/m  
**3.429**



**CODE / KOD**  
**19-410-00**

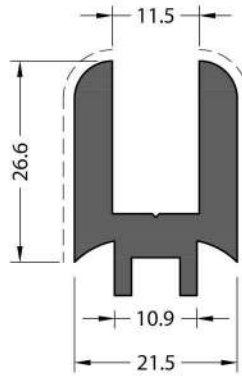
**THEORETICAL WEIGHT kg/m**  
TEORİK AĞIRLIK kg/m  
**4.320**

BALUSTRADE ACCESSORIES PROFILES / KÜPEŞTE AKSESUAR PROFİLLERİ



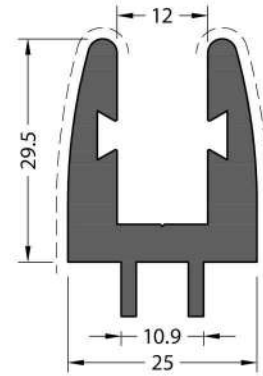
**CODE / KOD**  
**19-501-00**

**THEORETICAL WEIGHT kg/m**  
TEORİK AĞIRLIK kg/m  
**0.739**



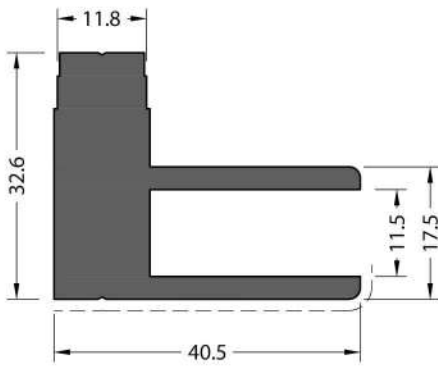
**CODE / KOD**  
**19-502-00**

**THEORETICAL WEIGHT kg/m**  
TEORİK AĞIRLIK kg/m  
**0.881**



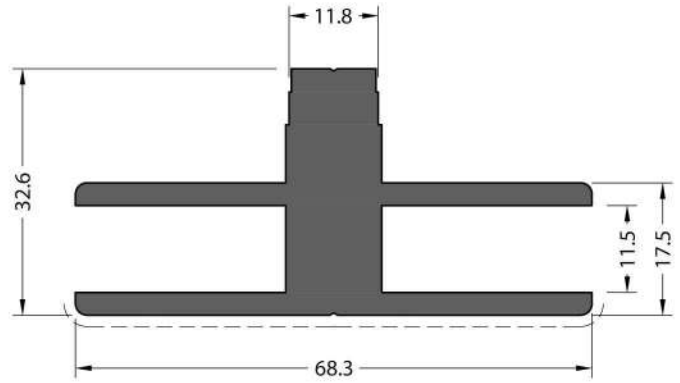
**CODE / KOD**  
**19-510-00**

**THEORETICAL WEIGHT kg/m**  
TEORİK AĞIRLIK kg/m  
**1.074**



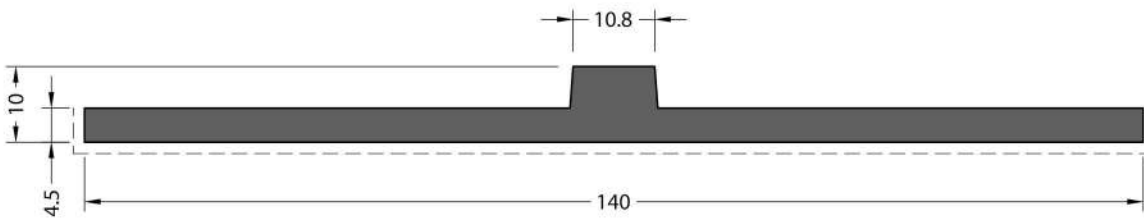
**CODE / KOD**  
**19-506-00**

**THEORETICAL WEIGHT kg/m**  
TEORİK AĞIRLIK kg/m  
**1.542**



**CODE / KOD**  
**19-507-00**

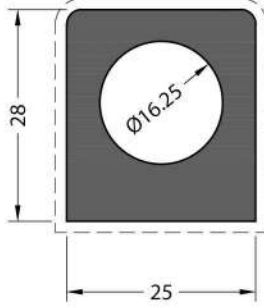
**THEORETICAL WEIGHT kg/m**  
TEORİK AĞIRLIK kg/m  
**1.990**



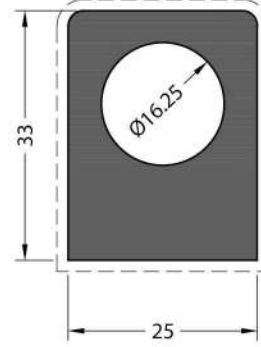
**CODE / KOD**  
**19-509-00**

**THEORETICAL WEIGHT kg/m**  
TEORİK AĞIRLIK kg/m  
**1.867**

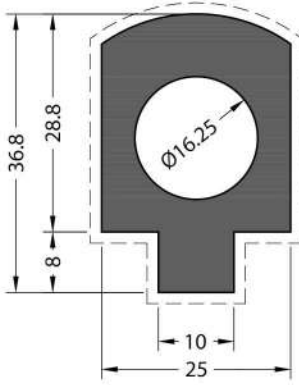
BALUSTRADE ACCESSORIES PROFILES / KÜPEŞTE AKSESUAR PROFİLLERİ



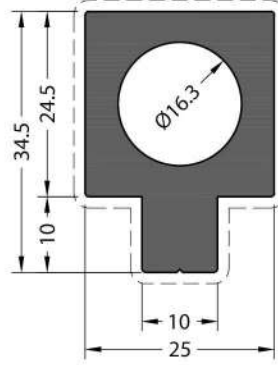
**CODE / KOD**  
**19-504-00**  
**THEORETICAL WEIGHT kg/m**  
 TEORİK AĞIRLIK kg/m  
**1.325**



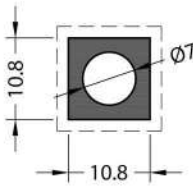
**CODE / KOD**  
**19-505-00**  
**THEORETICAL WEIGHT kg/m**  
 TEORİK AĞIRLIK kg/m  
**1.663**



**CODE / KOD**  
**19-503-00**  
**THEORETICAL WEIGHT kg/m**  
 TEORİK AĞIRLIK kg/m  
**1.514**

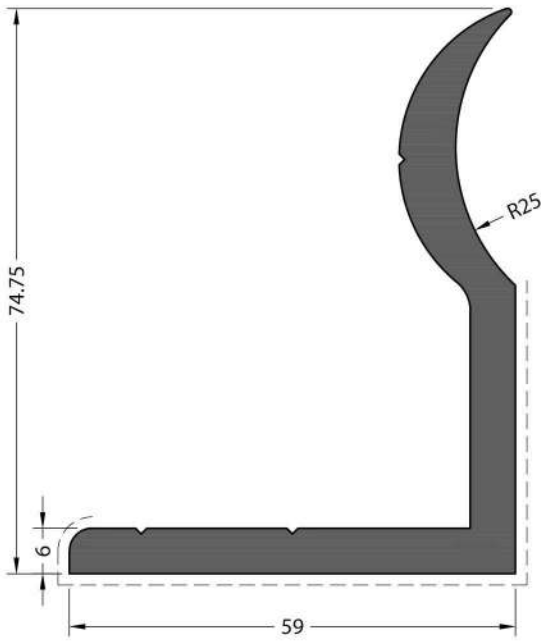


**CODE / KOD**  
**19-511-00**  
**THEORETICAL WEIGHT kg/m**  
 TEORİK AĞIRLIK kg/m  
**1.359**



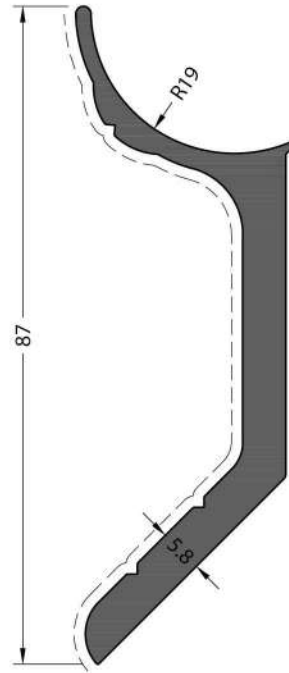
**CODE / KOD**  
**19-508-00**  
**THEORETICAL WEIGHT kg/m**  
 TEORİK AĞIRLIK kg/m  
**0.211**

BALUSTRADE ACCESSORIES PROFILES / KÜPEŞTE AKSESUAR PROFİLLERİ



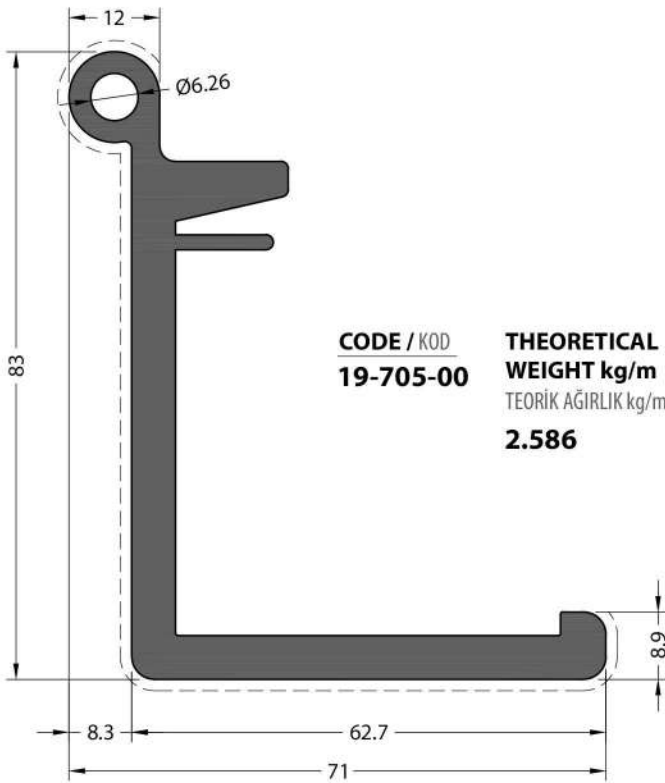
CODE / KOD  
**19-701-00**

**THEORETICAL WEIGHT kg/m**  
TEORİK AĞIRLIK kg/m  
**2.137**



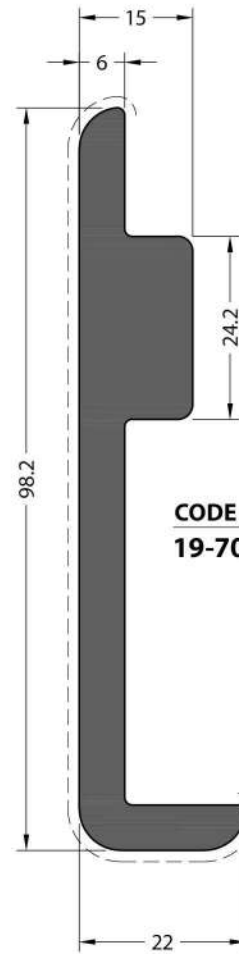
CODE / KOD  
**19-709-00**

**THEORETICAL WEIGHT kg/m**  
TEORİK AĞIRLIK kg/m  
**1.437**



CODE / KOD  
**19-705-00**

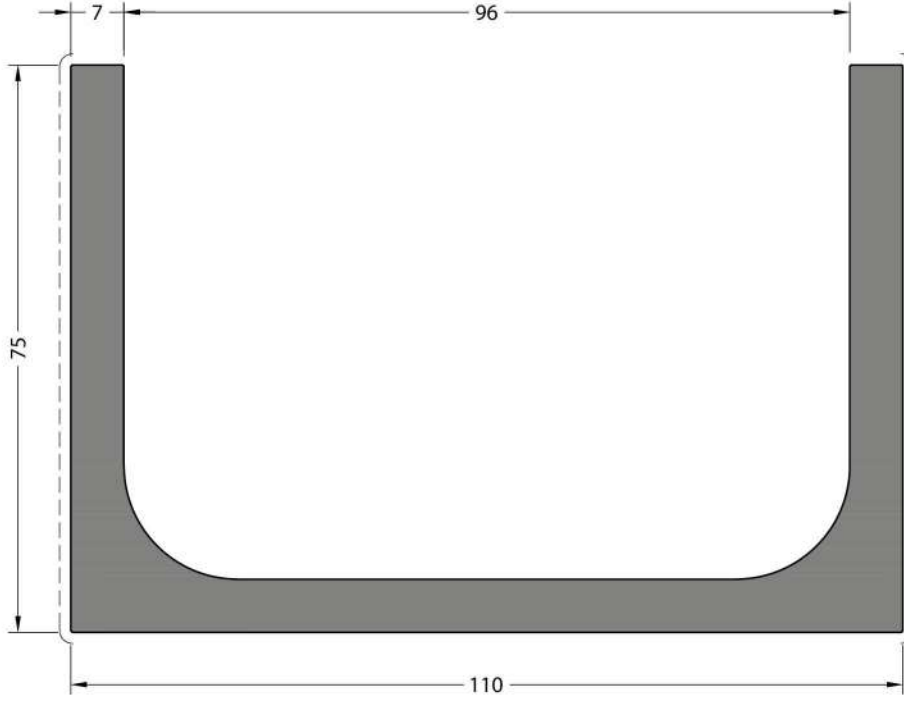
**THEORETICAL WEIGHT kg/m**  
TEORİK AĞIRLIK kg/m  
**2.586**



CODE / KOD  
**19-706-00**

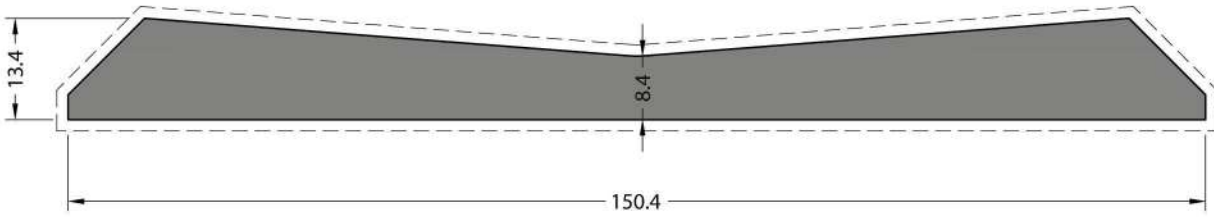
**THEORETICAL WEIGHT kg/m**  
TEORİK AĞIRLIK kg/m  
**2.382**

BALUSTRADE ACCESSORIES PROFILES / KÜPEŞTE AKSESUAR PROFİLLERİ



**CODE / KOD**  
**19-704-00**

**THEORETICAL WEIGHT kg/m**  
 TEORİK AĞIRLIK kg/m  
**4.910**



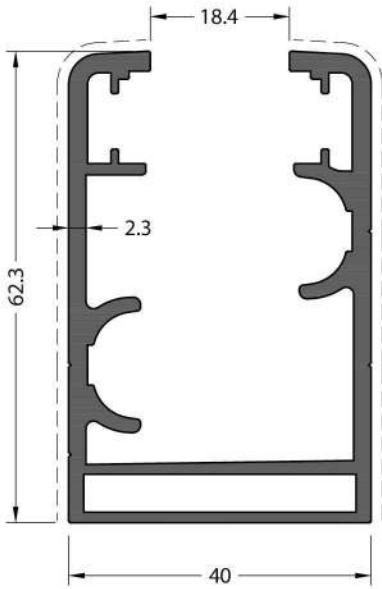
**CODE / KOD**  
**19-801-00**

**THEORETICAL WEIGHT kg/m**  
 TEORİK AĞIRLIK kg/m  
**4.280**

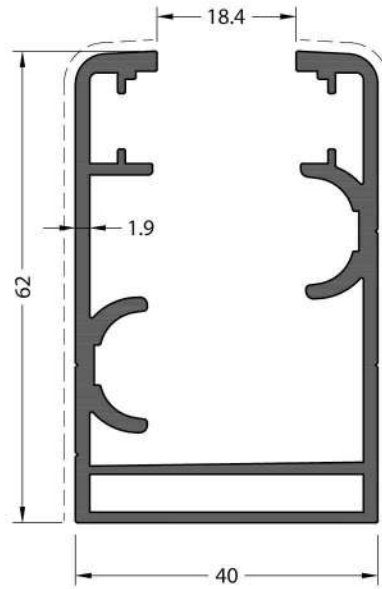
**120CB**  
**GLASS BALCONY SYSTEM**  
CAM BALKON SİSTEMİ



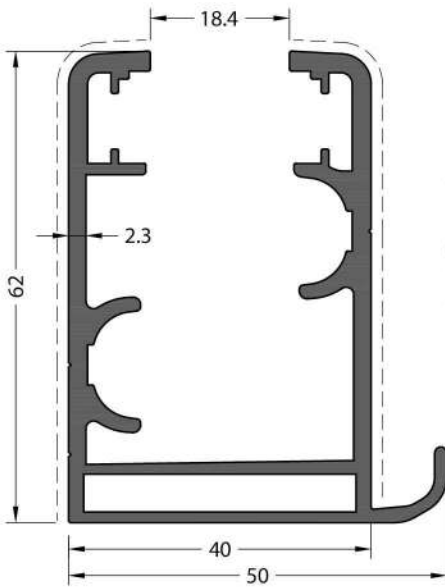
GLASS BALCONY SYSTEM PROFILES / CAM BALKON SİSTEM PROFİLLERİ



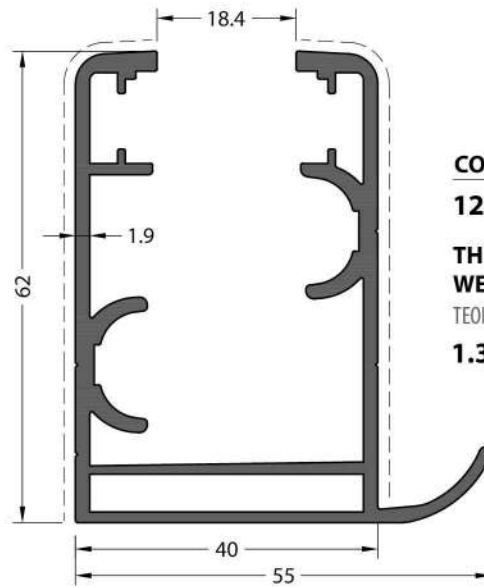
CODE / KOD  
**120CB-101-00**  
THEORETICAL  
WEIGHT kg/m  
TEORİK AĞIRLIK kg/m  
**1.446**



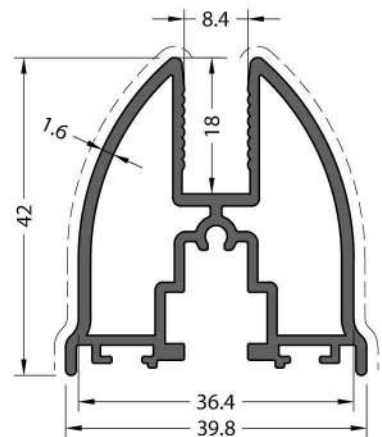
CODE / KOD  
**120CB-101-0İ**  
THEORETICAL  
WEIGHT kg/m  
TEORİK AĞIRLIK kg/m  
**1.314**



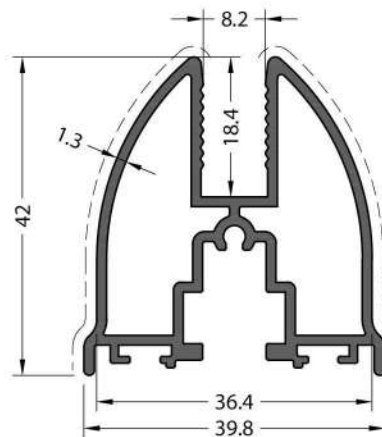
CODE / KOD  
**120CB-111-00**  
THEORETICAL  
WEIGHT kg/m  
TEORİK AĞIRLIK kg/m  
**1.518**



CODE / KOD  
**120CB-111-0İ**  
THEORETICAL  
WEIGHT kg/m  
TEORİK AĞIRLIK kg/m  
**1.398**

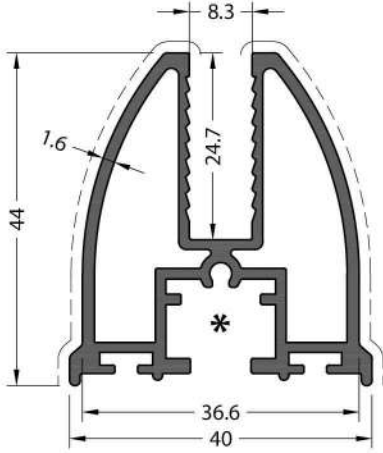


CODE / KOD  
**120CB-201-00**  
THEORETICAL  
WEIGHT kg/m  
TEORİK AĞIRLIK kg/m  
**0.880**



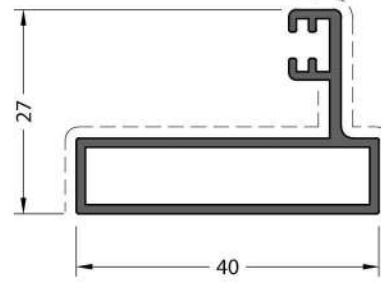
CODE / KOD  
**120CB-201-0İ**  
THEORETICAL  
WEIGHT kg/m  
TEORİK AĞIRLIK kg/m  
**0.818**

GLASS BALCONY SYSTEM PROFILES / CAM BALKON SİSTEM PROFİLLERİ



**CODE / KOD**  
**120CB-202-00**

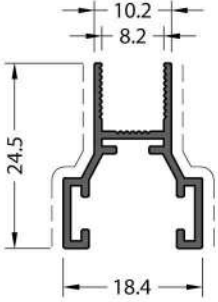
**THEORETICAL WEIGHT kg/m**  
TEORİK AĞIRLIK kg/m  
**0.967**



**CODE / KOD**  
**120CB-102-00**

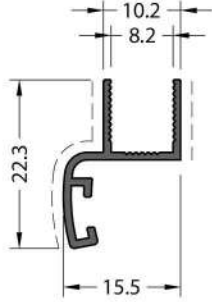
**THEORETICAL WEIGHT kg/m**  
TEORİK AĞIRLIK kg/m  
**0.429**

\* Accessory information for this profile is not included in the catalog.  
Bu profile ait aksesuar bilgisi katalogta yer almamaktadır.



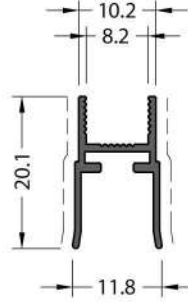
**CODE / KOD**  
**120CB-811-00**

**THEORETICAL WEIGHT kg/m**  
TEORİK AĞIRLIK kg/m  
**0.203**



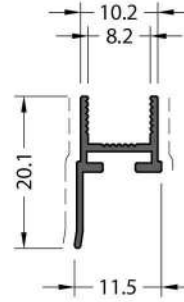
**CODE / KOD**  
**120CB-812-00**

**THEORETICAL WEIGHT kg/m**  
TEORİK AĞIRLIK kg/m  
**0.137**



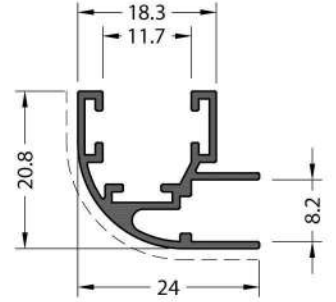
**CODE / KOD**  
**120CB-813-00**

**THEORETICAL WEIGHT kg/m**  
TEORİK AĞIRLIK kg/m  
**0.130**



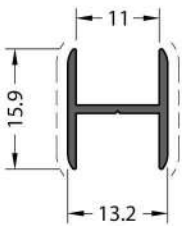
**CODE / KOD**  
**120CB-814-00**

**THEORETICAL WEIGHT kg/m**  
TEORİK AĞIRLIK kg/m  
**0.108**



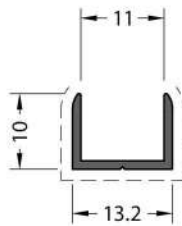
**CODE / KOD**  
**120CB-821-00**

**THEORETICAL WEIGHT kg/m**  
TEORİK AĞIRLIK kg/m  
**0.255**



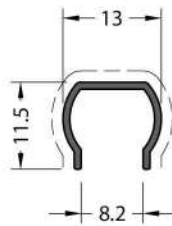
**CODE / KOD**  
**120CB-801-011**

**THEORETICAL WEIGHT kg/m**  
TEORİK AĞIRLIK kg/m  
**0.122**



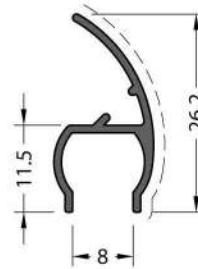
**CODE / KOD**  
**120CB-802-011**

**THEORETICAL WEIGHT kg/m**  
TEORİK AĞIRLIK kg/m  
**0.089**



**CODE / KOD**  
**120CB-815-00**

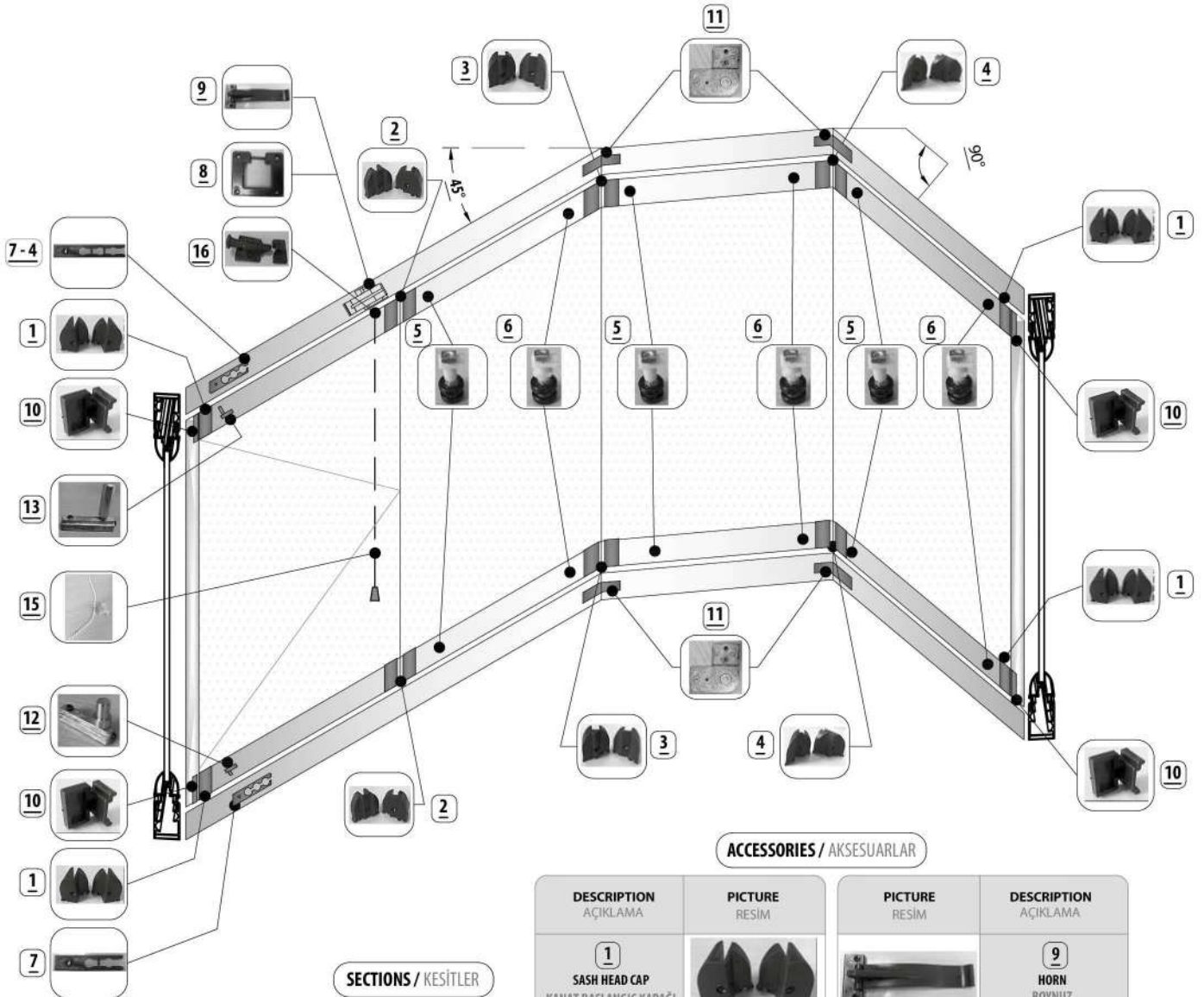
**THEORETICAL WEIGHT kg/m**  
TEORİK AĞIRLIK kg/m  
**0.078**



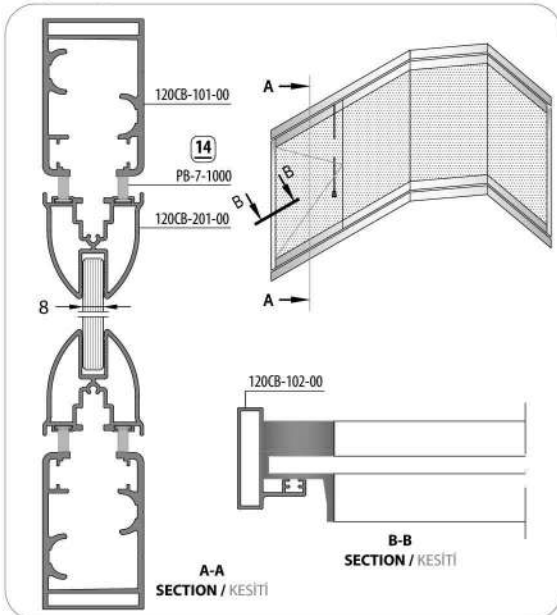
**CODE / KOD**  
**120CB-816-00**

**THEORETICAL WEIGHT kg/m**  
TEORİK AĞIRLIK kg/m  
**0.153**

120CB ASSEMBLY SCHEMA / MONTAJ ŞEMASI



SECTIONS / KESİTLER



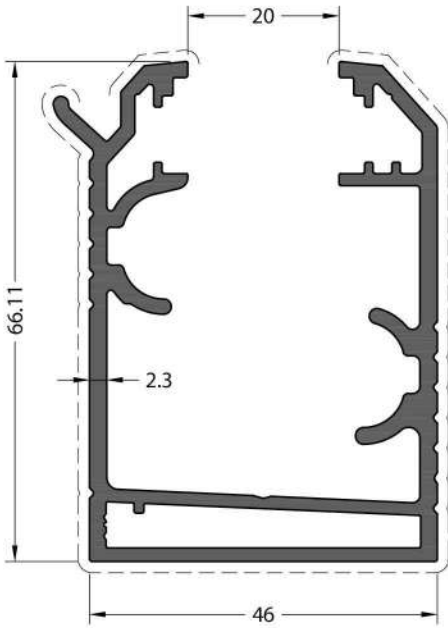
ACCESSORIES / AKSESUARLAR

DESCRIPTION AÇIKLAMA	PICTURE RESİM	PICTURE RESİM	DESCRIPTION AÇIKLAMA
<b>1</b> SASH HEAD CAP KANAT BAŞLANGIÇ KAPAĞI			<b>9</b> HORN BOYNUZ
<b>2</b> SASH HEAD TO HEAD CAP KANAT Kafa KAFAYA KAPAĞI			<b>10</b> FRAME CORNER JOINT KASA KOŞE BAĞLANTI
<b>3</b> SASH 45° HEAD CAP KANAT 45° DÖNÜŞ KAPAĞI			<b>11</b> FRAME ANGULAR JOINT KASA AÇILI DÖNÜŞ
<b>4</b> SASH 90° HEAD CAP KANAT 90° DÖNÜŞ KAPAĞI			<b>12</b> FIXED SASH BOTTOM HINGE SABİT KANAT ALT MENTEŞE
<b>5</b> FIXED PULLEY SABİT TEKER			<b>13</b> FIXED SASH UPPER HINGE SABİT KANAT ÜST MENTEŞE
<b>6</b> HINGE PULLEY MENTEŞE TEKERİ			<b>14</b> PB-7-1000 BRUSH / FIRÇA 10 mm
<b>7-4</b> HINGE GUIDE FOR 4 SASHES 4'LÜ KIZAK KLAVUZU	 Existing Hinge Guides Mevcut Kızak Ölçüleri (2, 3, 5, 6, 7, 8, 9)		<b>15</b> BEADED ROPE AND HOLDER BONCUKLU İP VE TUTAMAK
<b>8</b> PULLEY EXIT CAP TEKER ÇIKIŞ YUVASI			<b>16</b> LOCK / KİLİT

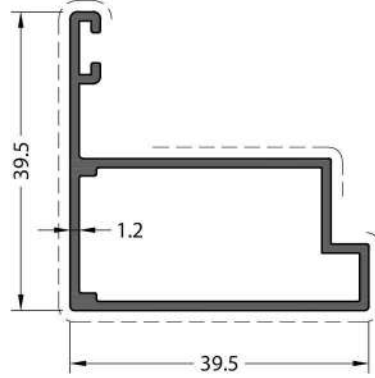
**121CB**  
**GLASS BALCONY SYSTEM**  
CAM BALKON SİSTEMİ



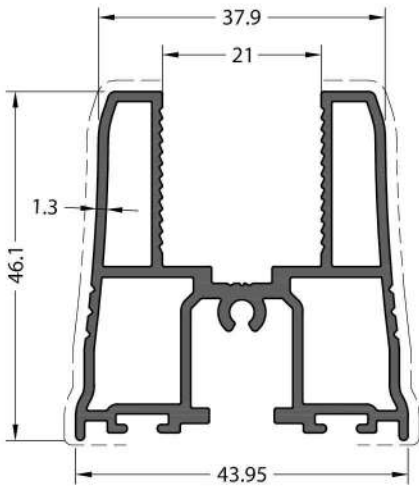
GLASS BALCONY SYSTEM PROFILES / CAM BALKON SİSTEM PROFİLLERİ



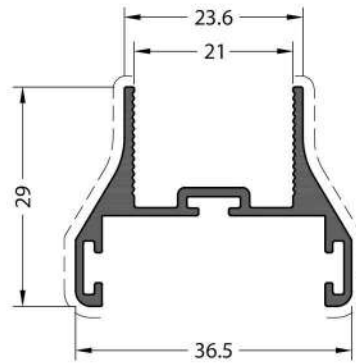
**CODE / KOD**  
**121CB-101-00**  
**THEORETICAL WEIGHT kg/m**  
TEORİK AĞIRLIK kg/m  
**1.639**



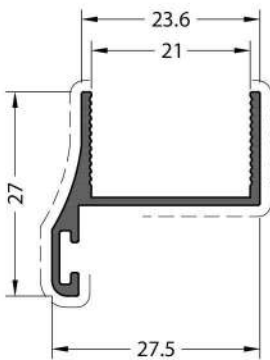
**CODE / KOD**  
**121CB-102-00**  
**THEORETICAL WEIGHT kg/m**  
TEORİK AĞIRLIK kg/m  
**0.473**



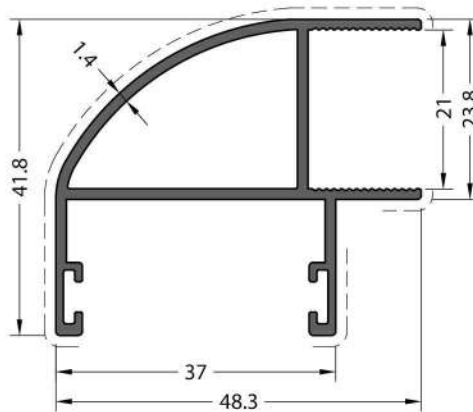
**CODE / KOD**  
**121CB-201-00**  
**THEORETICAL WEIGHT kg/m**  
TEORİK AĞIRLIK kg/m  
**1.016**



**CODE / KOD**  
**121CB-811-00**  
**THEORETICAL WEIGHT kg/m**  
TEORİK AĞIRLIK kg/m  
**0.419**

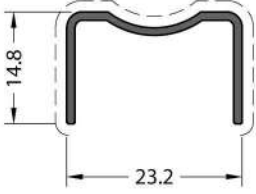


**CODE / KOD**  
**121CB-812-00**  
**THEORETICAL WEIGHT kg/m**  
TEORİK AĞIRLIK kg/m  
**0.240**

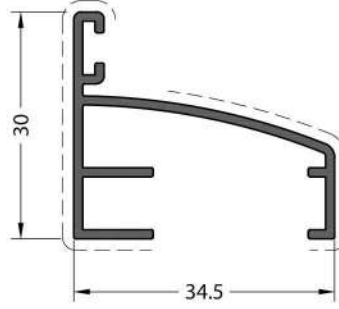


**CODE / KOD**  
**121CB-821-00**  
**THEORETICAL WEIGHT kg/m**  
TEORİK AĞIRLIK kg/m  
**0.632**

GLASS BALCONY SYSTEM PROFILES / CAM BALKON SİSTEM PROFİLLERİ



**CODE / KOD**  
**121CB-802-00**  
**THEORETICAL WEIGHT kg/m**  
TEORİK AĞIRLIK kg/m  
**0.145**



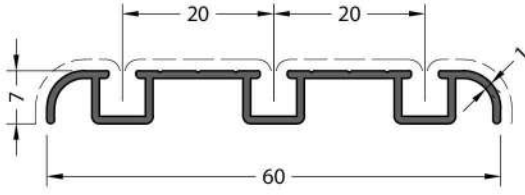
**CODE / KOD**  
**121CB-813-00**  
**THEORETICAL WEIGHT kg/m**  
TEORİK AĞIRLIK kg/m  
**0.344**



**18GB**  
**GLASS SLIDE SYSTEM**  
SÜRME CAM BALKON SİSTEMİ

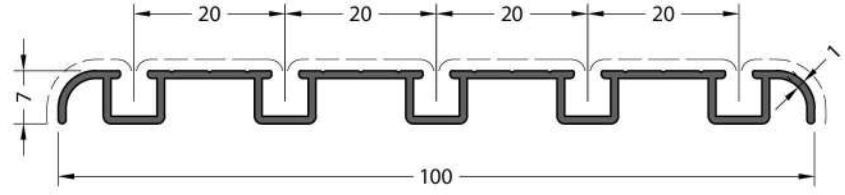


GLASS SLIDE SYSTEM / SÜRME CAM BALKON SİSTEMİ



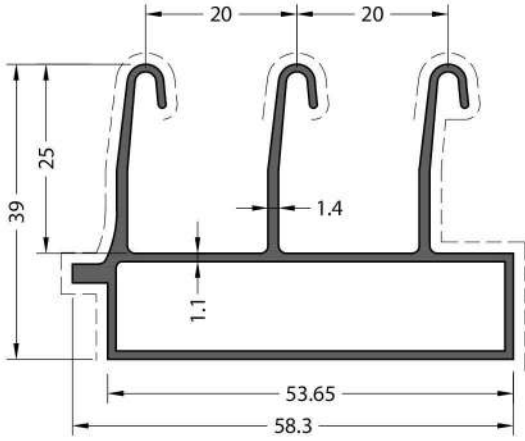
**CODE / KOD**  
**18GB-163-10**

**THEORETICAL WEIGHT kg/m**  
TEORİK AĞIRLIK kg/m  
**0.295**



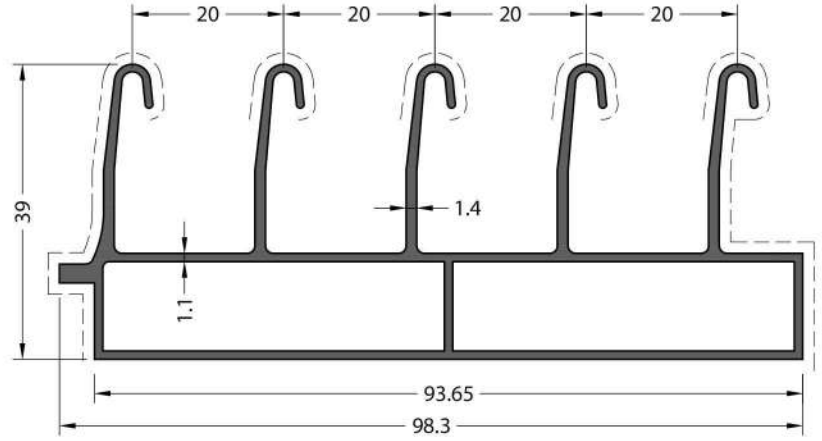
**CODE / KOD**  
**18GB-165-10**

**THEORETICAL WEIGHT kg/m**  
TEORİK AĞIRLIK kg/m  
**0.477**



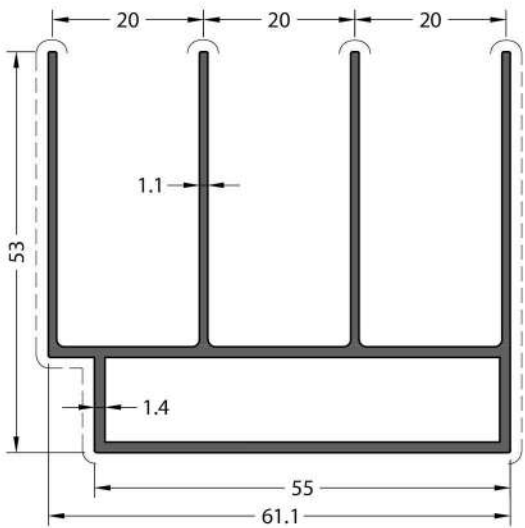
**CODE / KOD**  
**18GB-173-11**

**THEORETICAL WEIGHT kg/m**  
TEORİK AĞIRLIK kg/m  
**0.743**



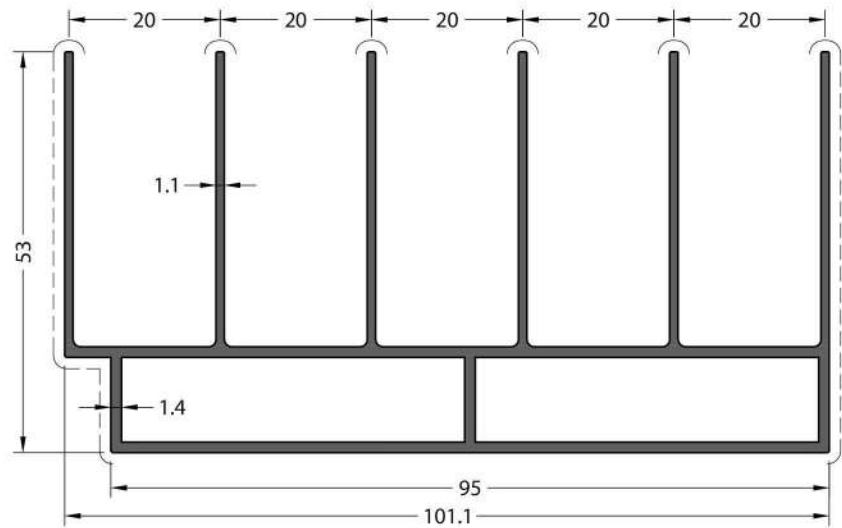
**CODE / KOD**  
**18GB-175-11**

**THEORETICAL WEIGHT kg/m**  
TEORİK AĞIRLIK kg/m  
**1.227**



**CODE / KOD**  
**18GB-183-14**

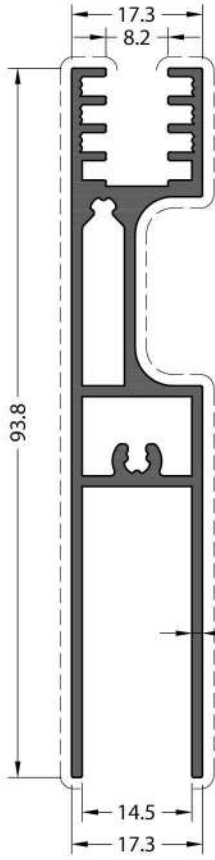
**THEORETICAL WEIGHT kg/m**  
TEORİK AĞIRLIK kg/m  
**0.990**



**CODE / KOD**  
**18GB-185-14**

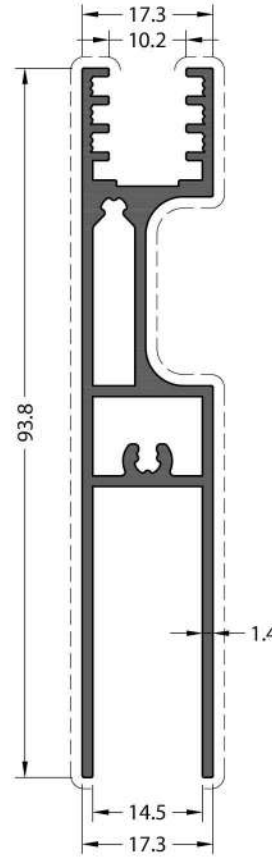
**THEORETICAL WEIGHT kg/m**  
TEORİK AĞIRLIK kg/m  
**1.569**

GLASS SLIDE SYSTEM / SÜRME CAM BALKON SİSTEMİ



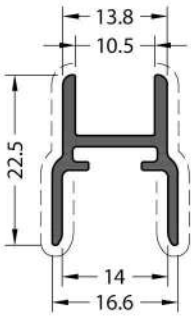
CODE / KOD  
**18GB-251-14**

THEORETICAL  
WEIGHT kg/m  
TEORİK AĞIRLIK kg/m  
**1.053**



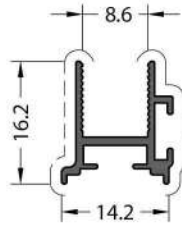
CODE / KOD  
**18GB-261-14**

THEORETICAL  
WEIGHT kg/m  
TEORİK AĞIRLIK kg/m  
**1.030**



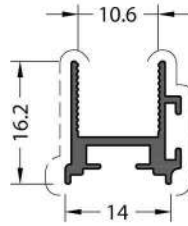
CODE / KOD  
**18GS-502-00**

THEORETICAL  
WEIGHT kg/m  
TEORİK AĞIRLIK kg/m  
**0.237**



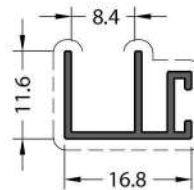
CODE / KOD  
**18GB-552-00**

THEORETICAL  
WEIGHT kg/m  
TEORİK AĞIRLIK kg/m  
**0.131**



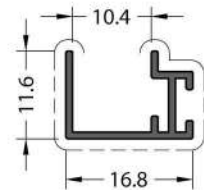
CODE / KOD  
**18GB-562-00**

THEORETICAL  
WEIGHT kg/m  
TEORİK AĞIRLIK kg/m  
**0.153**



CODE / KOD  
**18GB-551-00**

THEORETICAL  
WEIGHT kg/m  
TEORİK AĞIRLIK kg/m  
**0.125**



CODE / KOD  
**18GB-561-00**

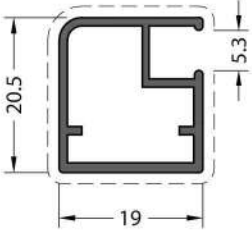
THEORETICAL  
WEIGHT kg/m  
TEORİK AĞIRLIK kg/m  
**0.116**



**FURNITURE PROFILES**  
MOBİLYA PROFİLLERİ

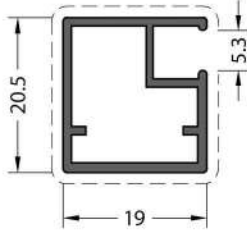


FRAME COVER PROFILES / ÇERÇEVE KAPAK PROFİLLERİ



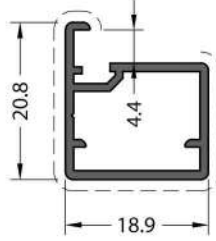
CODE / KOD  
**21-230-00**

THEORETICAL WEIGHT kg/m  
TEORİK AĞIRLIK kg/m  
**0.262**



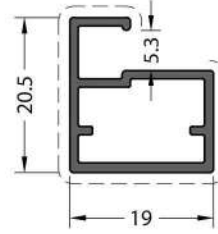
CODE / KOD  
**21-223-00**

THEORETICAL WEIGHT kg/m  
TEORİK AĞIRLIK kg/m  
**0.265**



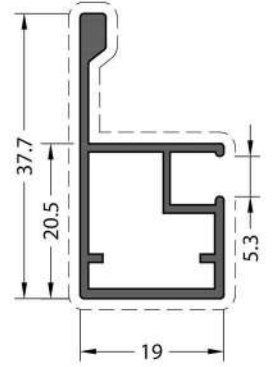
CODE / KOD  
**21-161-00**

THEORETICAL WEIGHT kg/m  
TEORİK AĞIRLIK kg/m  
**0.231**



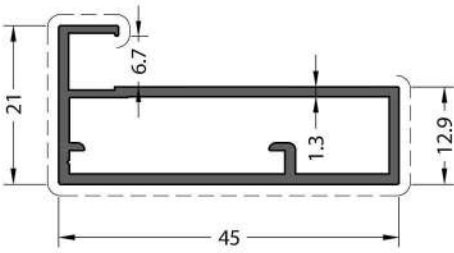
CODE / KOD  
**21-233-011**

THEORETICAL WEIGHT kg/m  
TEORİK AĞIRLIK kg/m  
**0.249**



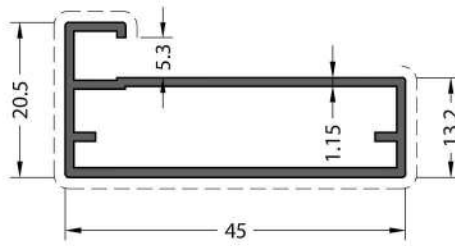
CODE / KOD  
**21-224-00**

THEORETICAL WEIGHT kg/m  
TEORİK AĞIRLIK kg/m  
**0.350**



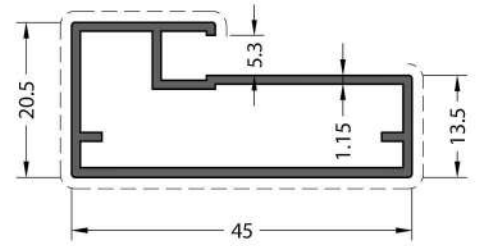
CODE / KOD  
**21-162-00**

THEORETICAL WEIGHT kg/m  
TEORİK AĞIRLIK kg/m  
**0.469**



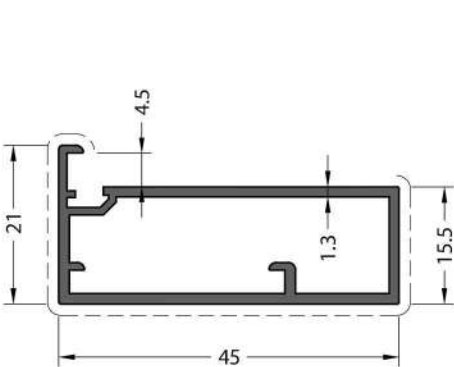
CODE / KOD  
**21-227-00**

THEORETICAL WEIGHT kg/m  
TEORİK AĞIRLIK kg/m  
**0.429**



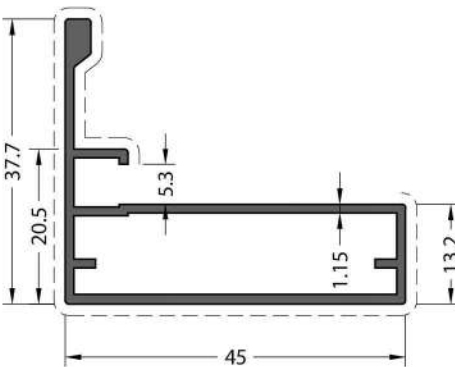
CODE / KOD  
**21-226-00**

THEORETICAL WEIGHT kg/m  
TEORİK AĞIRLIK kg/m  
**0.455**



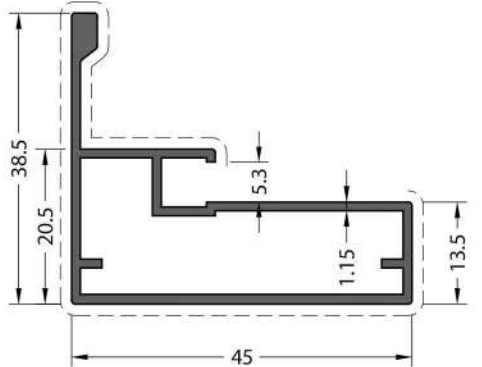
CODE / KOD  
**21-186-013**

THEORETICAL WEIGHT kg/m  
TEORİK AĞIRLIK kg/m  
**0.470**



CODE / KOD  
**21-225-00**

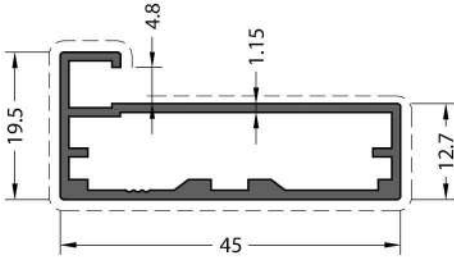
THEORETICAL WEIGHT kg/m  
TEORİK AĞIRLIK kg/m  
**0.517**



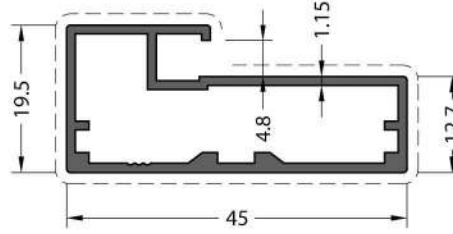
CODE / KOD  
**21-228-00**

THEORETICAL WEIGHT kg/m  
TEORİK AĞIRLIK kg/m  
**0.544**

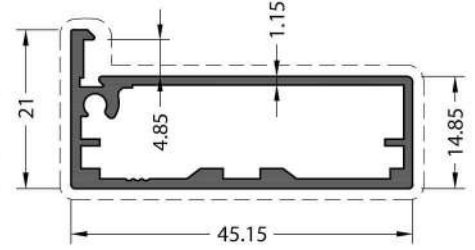
FRAME COVER PROFILES / ÇERÇEVE KAPAK PROFİLLERİ



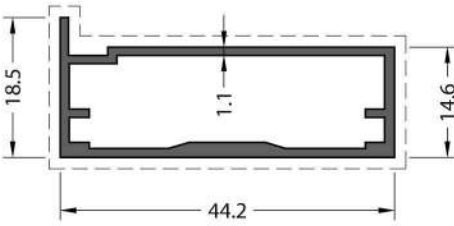
**CODE / KOD**  
**21-258-00** **THEORETICAL WEIGHT kg/m**  
TEORİK AĞIRLIK kg/m  
**0.462**



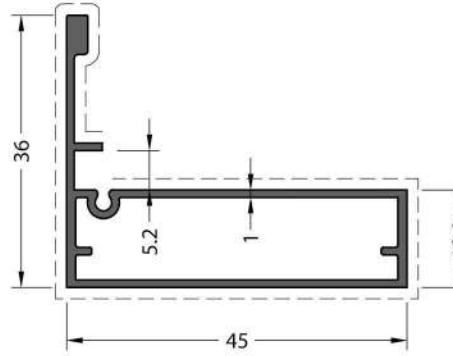
**CODE / KOD**  
**21-259-00** **THEORETICAL WEIGHT kg/m**  
TEORİK AĞIRLIK kg/m  
**0.471**



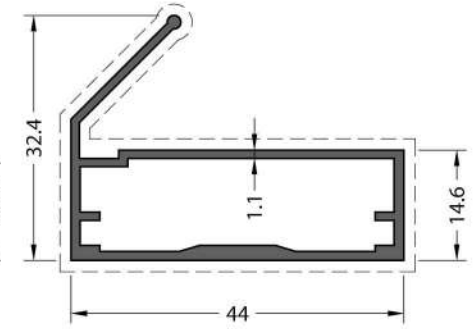
**CODE / KOD**  
**21-260-00** **THEORETICAL WEIGHT kg/m**  
TEORİK AĞIRLIK kg/m  
**0.493**



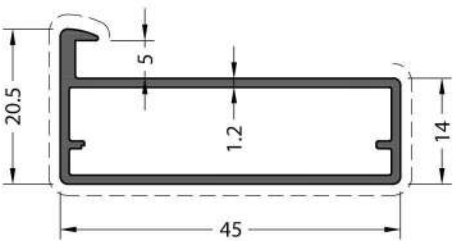
**CODE / KOD**  
**21-281-00** **THEORETICAL WEIGHT kg/m**  
TEORİK AĞIRLIK kg/m  
**0.427**



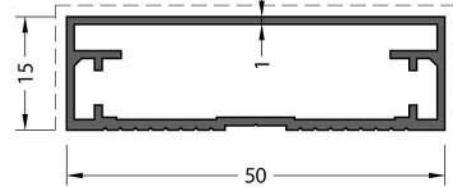
**CODE / KOD**  
**21-283-010** **THEORETICAL WEIGHT kg/m**  
TEORİK AĞIRLIK kg/m  
**0.436**



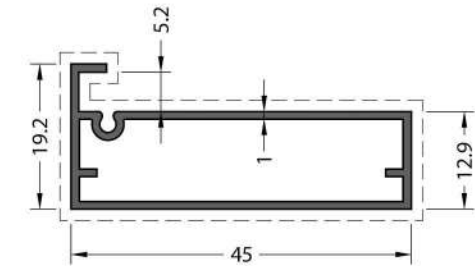
**CODE / KOD**  
**21-280-00** **THEORETICAL WEIGHT kg/m**  
TEORİK AĞIRLIK kg/m  
**0.484**



**CODE / KOD**  
**21-237-012** **THEORETICAL WEIGHT kg/m**  
TEORİK AĞIRLIK kg/m  
**0.418**

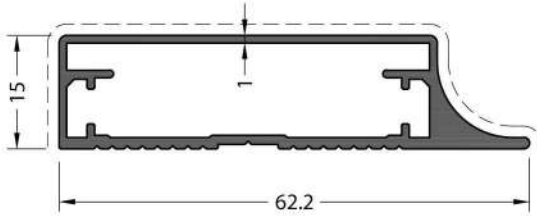


**CODE / KOD**  
**21-275-00** **THEORETICAL WEIGHT kg/m**  
TEORİK AĞIRLIK kg/m  
**0.441**

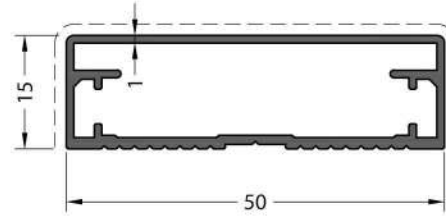


**CODE / KOD**  
**21-276-010** **THEORETICAL WEIGHT kg/m**  
TEORİK AĞIRLIK kg/m  
**0.361**

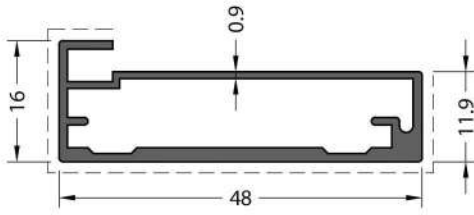
FRAME COVER PROFILES / ÇERÇEVE KAPAK PROFİLLERİ



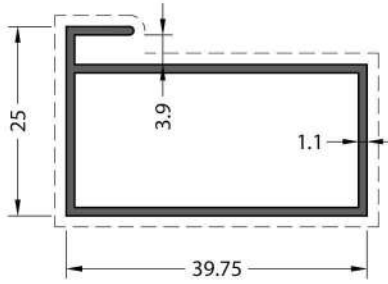
**CODE / KOD**  
**21-285-00**  
**THEORETICAL WEIGHT kg/m**  
TEORİK AĞIRLIK kg/m  
**0.557**



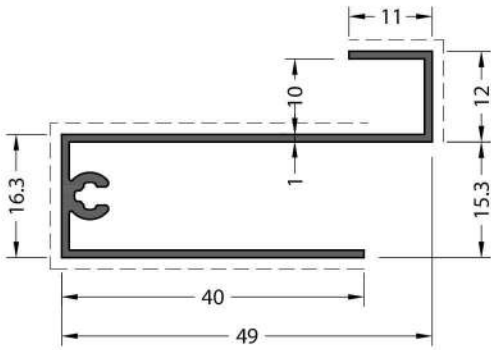
**CODE / KOD**  
**21-288-00**  
**THEORETICAL WEIGHT kg/m**  
TEORİK AĞIRLIK kg/m  
**0.450**



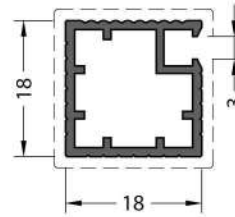
**CODE / KOD**  
**14663**  
**THEORETICAL WEIGHT kg/m**  
TEORİK AĞIRLIK kg/m  
**0.458**



**CODE / KOD**  
**21-293-011**  
**THEORETICAL WEIGHT kg/m**  
TEORİK AĞIRLIK kg/m  
**0.380**

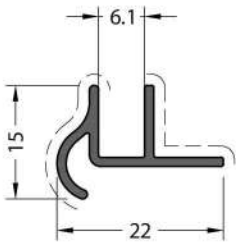


**CODE / KOD**  
**21-277-010**  
**THEORETICAL WEIGHT kg/m**  
TEORİK AĞIRLIK kg/m  
**0.380**

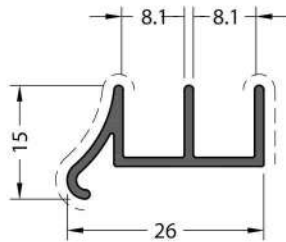


**CODE / KOD**  
**11899**  
**THEORETICAL WEIGHT kg/m**  
TEORİK AĞIRLIK kg/m  
**0.246**

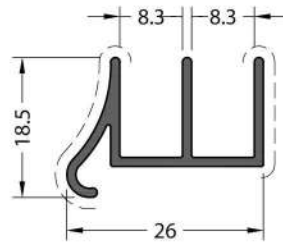
MIRROR FRAME PROFILES / AYNA ÇERÇEVE PROFİLLERİ



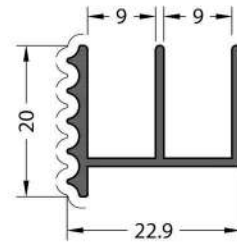
**CODE / KOD**  
**21-146-012**  
**THEORETICAL WEIGHT kg/m**  
TEORİK AĞIRLIK kg/m  
**0.159**



**CODE / KOD**  
**21-147-012**  
**THEORETICAL WEIGHT kg/m**  
TEORİK AĞIRLIK kg/m  
**0.202**

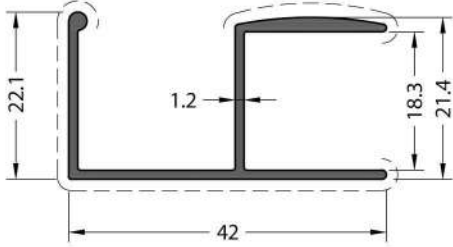


**CODE / KOD**  
**21-148-012**  
**THEORETICAL WEIGHT kg/m**  
TEORİK AĞIRLIK kg/m  
**0.246**

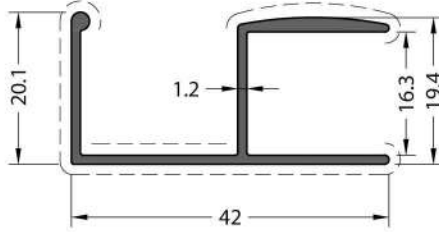


**CODE / KOD**  
**1195**  
**THEORETICAL WEIGHT kg/m**  
TEORİK AĞIRLIK kg/m  
**0.235**

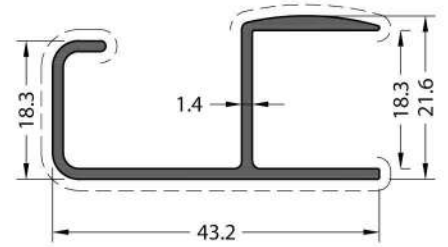
DOOR HANDLE PROFILES / KAPAK BOY KULP PROFİLLERİ



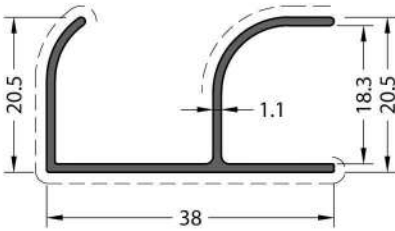
**CODE / KOD**  
**21-104-00** **THEORETICAL WEIGHT kg/m**  
TEORİK AĞIRLIK kg/m  
**0.353**



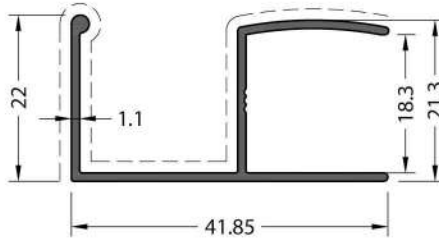
**CODE / KOD**  
**21-187-00** **THEORETICAL WEIGHT kg/m**  
TEORİK AĞIRLIK kg/m  
**0.340**



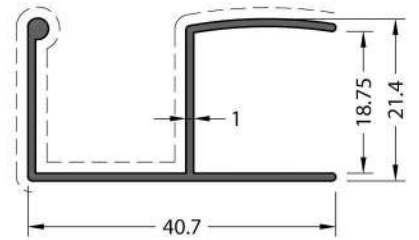
**CODE / KOD**  
**21-189-00** **THEORETICAL WEIGHT kg/m**  
TEORİK AĞIRLIK kg/m  
**0.382**



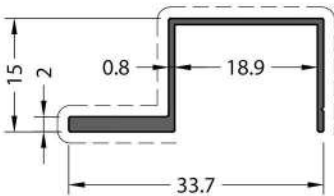
**CODE / KOD**  
**21-105-011** **THEORETICAL WEIGHT kg/m**  
TEORİK AĞIRLIK kg/m  
**0.265**



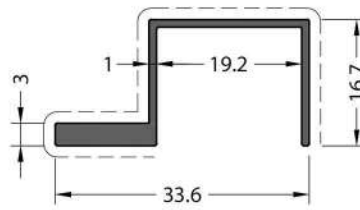
**CODE / KOD**  
**21-253-00** **THEORETICAL WEIGHT kg/m**  
TEORİK AĞIRLIK kg/m  
**0.304**



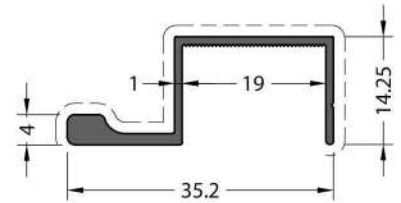
**CODE / KOD**  
**14833** **THEORETICAL WEIGHT kg/m**  
TEORİK AĞIRLIK kg/m  
**0.278**



**CODE / KOD**  
**21-290-008** **THEORETICAL WEIGHT kg/m**  
TEORİK AĞIRLIK kg/m  
**0.176**

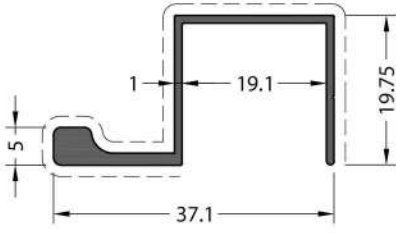


**CODE / KOD**  
**14145** **THEORETICAL WEIGHT kg/m**  
TEORİK AĞIRLIK kg/m  
**0.242**

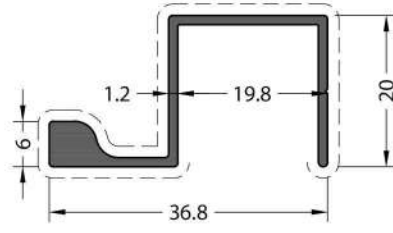


**CODE / KOD**  
**14834** **THEORETICAL WEIGHT kg/m**  
TEORİK AĞIRLIK kg/m  
**0.227**

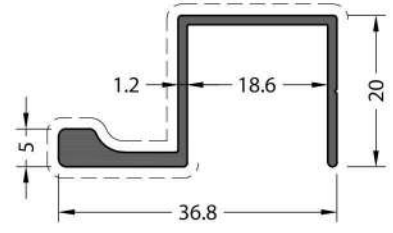
DOOR - DRAWER HANDLE PROFILES / KAPAK - ÇEKMECE BOY KULP PROFİLLERİ



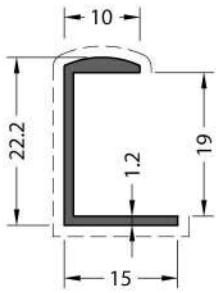
**CODE / KOD**  
**14147**  
**THEORETICAL WEIGHT kg/m**  
TEORİK AĞIRLIK kg/m  
**0.276**



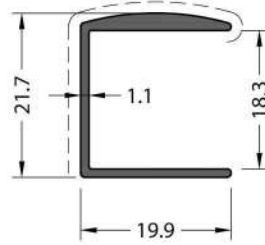
**CODE / KOD**  
**21-207-012**  
**THEORETICAL WEIGHT kg/m**  
TEORİK AĞIRLIK kg/m  
**0.321**



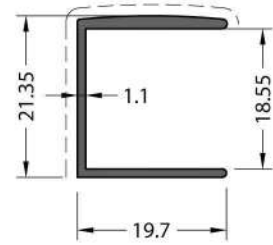
**CODE / KOD**  
**21-244-012**  
**THEORETICAL WEIGHT kg/m**  
TEORİK AĞIRLIK kg/m  
**0.316**



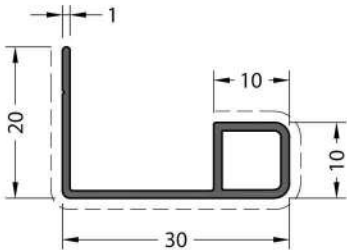
**CODE / KOD**  
**11019**  
**THEORETICAL WEIGHT kg/m**  
TEORİK AĞIRLIK kg/m  
**0.154**



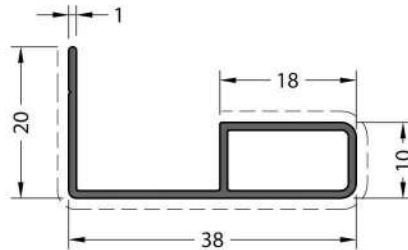
**CODE / KOD**  
**21-103-00**  
**THEORETICAL WEIGHT kg/m**  
TEORİK AĞIRLIK kg/m  
**0.211**



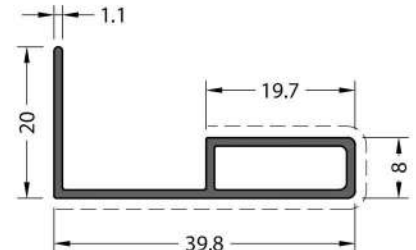
**CODE / KOD**  
**14165**  
**THEORETICAL WEIGHT kg/m**  
TEORİK AĞIRLIK kg/m  
**0.195**



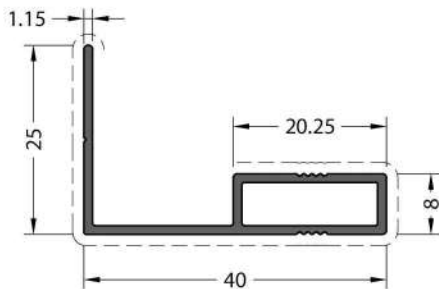
**CODE / KOD**  
**14749**  
**THEORETICAL WEIGHT kg/m**  
TEORİK AĞIRLIK kg/m  
**0.206**



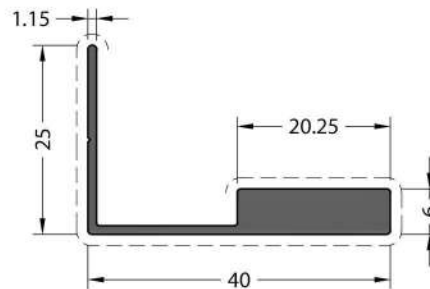
**CODE / KOD**  
**14750**  
**THEORETICAL WEIGHT kg/m**  
TEORİK AĞIRLIK kg/m  
**0.241**



**CODE / KOD**  
**14146**  
**THEORETICAL WEIGHT kg/m**  
TEORİK AĞIRLIK kg/m  
**0.267**

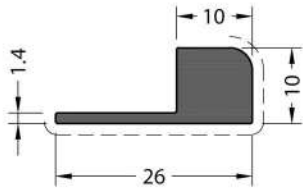


**CODE / KOD**  
**21-229-011**  
**THEORETICAL WEIGHT kg/m**  
TEORİK AĞIRLIK kg/m  
**0.292**

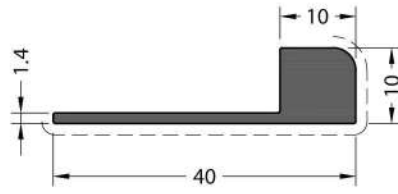


**CODE / KOD**  
**21-208-011**  
**THEORETICAL WEIGHT kg/m**  
TEORİK AĞIRLIK kg/m  
**0.462**

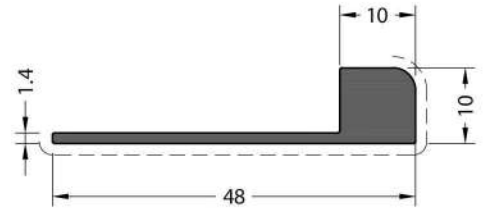
DOOR - DRAWER HANDLE PROFILES / KAPAK - ÇEKMECE BOY KULP PROFİLLERİ



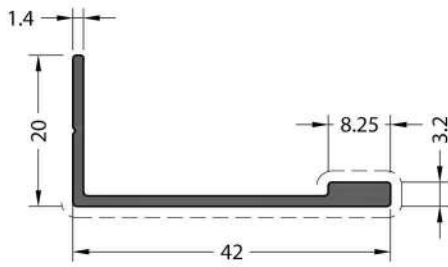
**CODE / KOD**  
**21-179-00**  
**THEORETICAL WEIGHT kg/m**  
TEORİK AĞIRLIK kg/m  
**0.325**



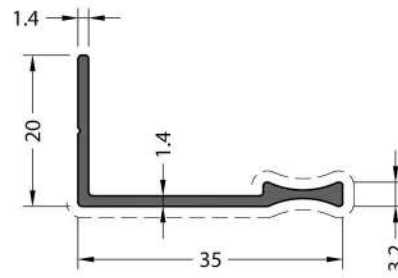
**CODE / KOD**  
**21-174-00**  
**THEORETICAL WEIGHT kg/m**  
TEORİK AĞIRLIK kg/m  
**0.378**



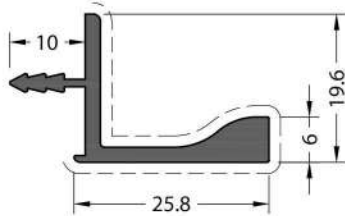
**CODE / KOD**  
**21-180-00**  
**THEORETICAL WEIGHT kg/m**  
TEORİK AĞIRLIK kg/m  
**0.408**



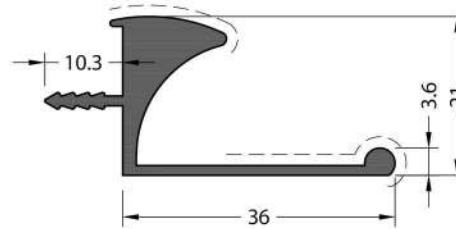
**CODE / KOD**  
**21-231-014**  
**THEORETICAL WEIGHT kg/m**  
TEORİK AĞIRLIK kg/m  
**0.268**



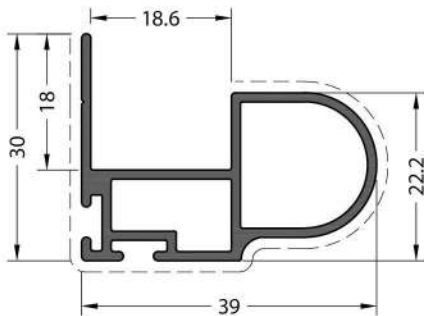
**CODE / KOD**  
**21-232-014**  
**THEORETICAL WEIGHT kg/m**  
TEORİK AĞIRLIK kg/m  
**0.217**



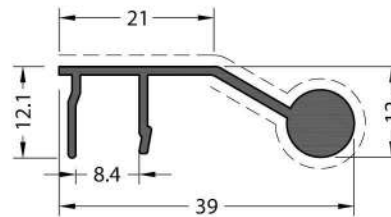
**CODE / KOD**  
**15271**  
**THEORETICAL WEIGHT kg/m**  
TEORİK AĞIRLIK kg/m  
**0.348**



**CODE / KOD**  
**21-197-013**  
**THEORETICAL WEIGHT kg/m**  
TEORİK AĞIRLIK kg/m  
**0.503**

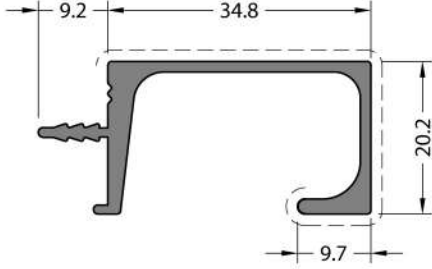


**CODE / KOD**  
**21-221-012**  
**THEORETICAL WEIGHT kg/m**  
TEORİK AĞIRLIK kg/m  
**0.487**



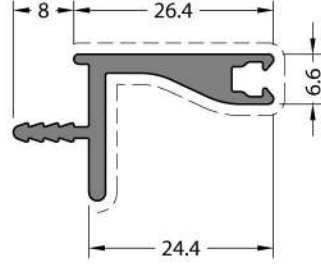
**CODE / KOD**  
**21-284-00**  
**THEORETICAL WEIGHT kg/m**  
TEORİK AĞIRLIK kg/m  
**0.332**

DOOR - DRAWER HANDLE PROFILES / KAPAK - ÇEKMECE BOY KULP PROFİLLERİ



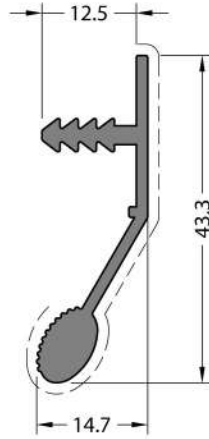
CODE / KOD  
**16145**

**THEORETICAL  
WEIGHT kg/m**  
TEORİK AĞIRLIK kg/m  
**0.458**



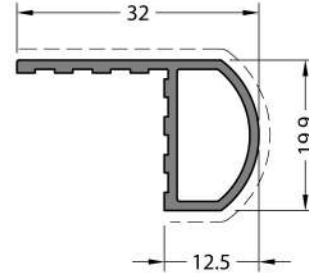
CODE / KOD  
**16146**

**THEORETICAL  
WEIGHT kg/m**  
TEORİK AĞIRLIK kg/m  
**0.386**



CODE / KOD  
**16151**

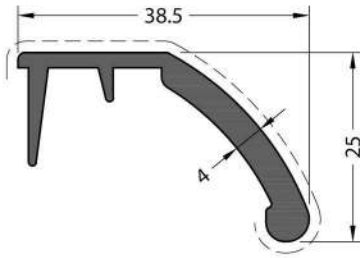
**THEORETICAL  
WEIGHT kg/m**  
TEORİK AĞIRLIK kg/m  
**0.398**



CODE / KOD  
**16152**

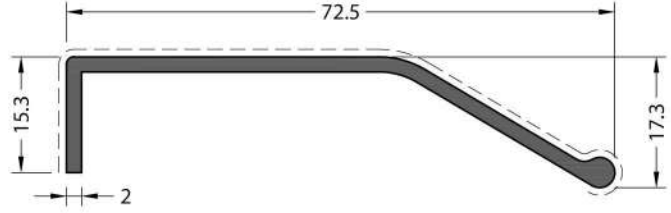
**THEORETICAL  
WEIGHT kg/m**  
TEORİK AĞIRLIK kg/m  
**0.261**

DOOR - DRAWER HANDLE PROFILES / KAPAK - ÇEKMECE BOY KULP PROFİLLERİ



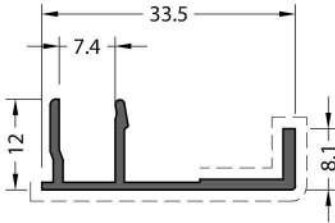
**CODE / KOD**  
**21-238-00**

**THEORETICAL WEIGHT kg/m**  
TEORİK AĞIRLIK kg/m  
**0.518**



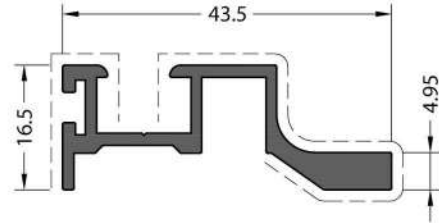
**CODE / KOD**  
**12196**

**THEORETICAL WEIGHT kg/m**  
TEORİK AĞIRLIK kg/m  
**0.496**



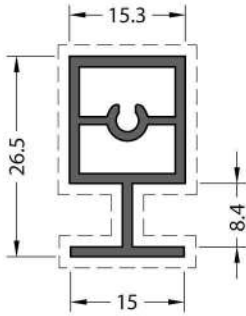
**CODE / KOD**  
**21-282-00**

**THEORETICAL WEIGHT kg/m**  
TEORİK AĞIRLIK kg/m  
**0.206**



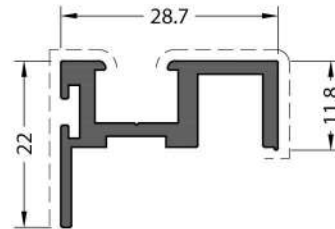
**CODE / KOD**  
**21-286-00**

**THEORETICAL WEIGHT kg/m**  
TEORİK AĞIRLIK kg/m  
**0.500**



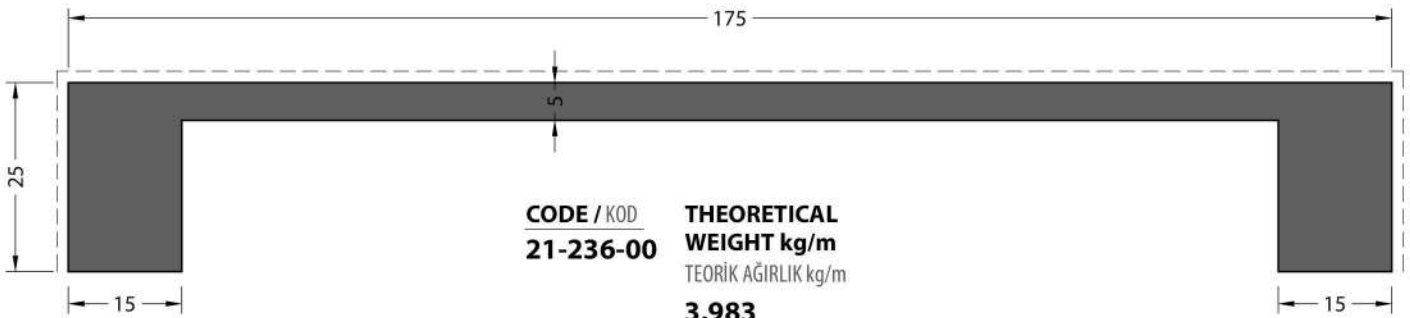
**CODE / KOD**  
**21-278-00**

**THEORETICAL WEIGHT kg/m**  
TEORİK AĞIRLIK kg/m  
**0.347**



**CODE / KOD**  
**21-287-00**

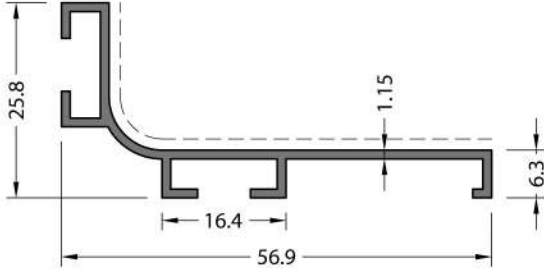
**THEORETICAL WEIGHT kg/m**  
TEORİK AĞIRLIK kg/m  
**0.395**



**CODE / KOD**  
**21-236-00**

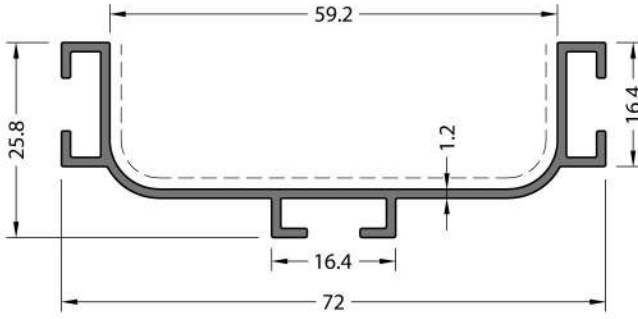
**THEORETICAL WEIGHT kg/m**  
TEORİK AĞIRLIK kg/m  
**3.983**

DOOR - DRAWER HANDLE PROFILES / KAPAK - ÇEKMECE BOY KULP PROFİLLERİ



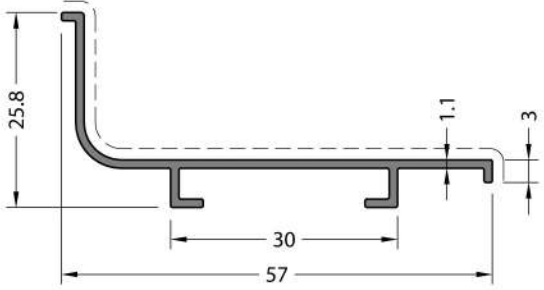
CODE / KOD  
**15272**

**THEORETICAL WEIGHT kg/m**  
TEORİK AĞIRLIK kg/m  
**0.343**



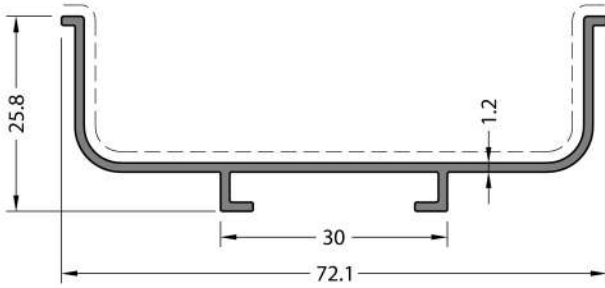
CODE / KOD  
**15273**

**THEORETICAL WEIGHT kg/m**  
TEORİK AĞIRLIK kg/m  
**0.480**



CODE / KOD  
**16143**

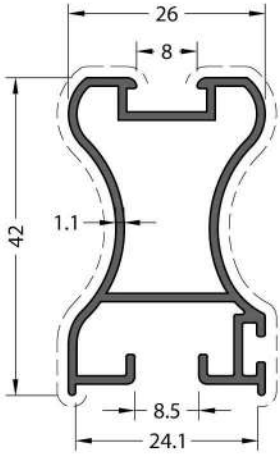
**THEORETICAL WEIGHT kg/m**  
TEORİK AĞIRLIK kg/m  
**0.275**



CODE / KOD  
**16144**

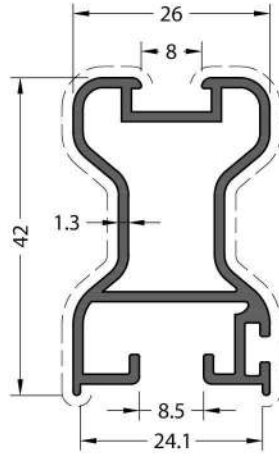
**THEORETICAL WEIGHT kg/m**  
TEORİK AĞIRLIK kg/m  
**0.397**

SLIDING SYSTEM PROFILES / SÜRME SİSTEM PROFİLLERİ



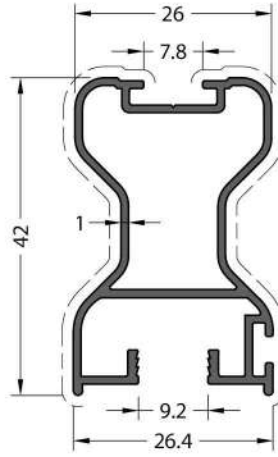
**CODE / KOD**  
**21-125-011**

**THEORETICAL WEIGHT kg/m**  
TEORİK AĞIRLIK kg/m  
**0.496**



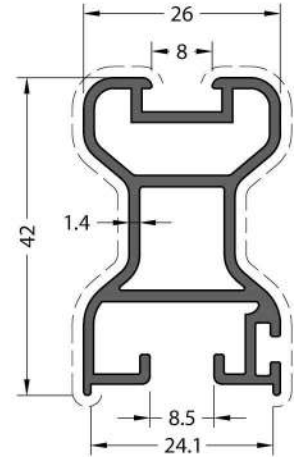
**CODE / KOD**  
**21-126-013**

**THEORETICAL WEIGHT kg/m**  
TEORİK AĞIRLIK kg/m  
**0.601**



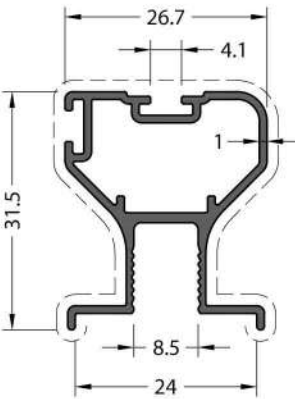
**CODE / KOD**  
**21-251-010**

**THEORETICAL WEIGHT kg/m**  
TEORİK AĞIRLIK kg/m  
**0.472**



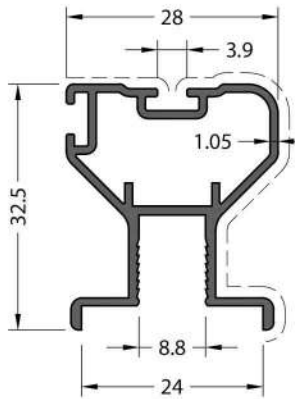
**CODE / KOD**  
**21-292-014**

**THEORETICAL WEIGHT kg/m**  
TEORİK AĞIRLIK kg/m  
**0.686**



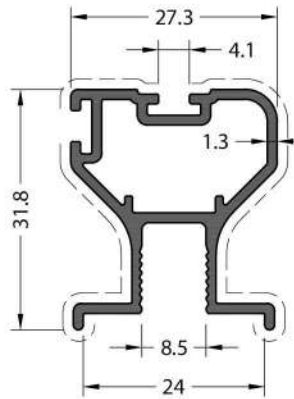
**CODE / KOD**  
**21-218-010**

**THEORETICAL WEIGHT kg/m**  
TEORİK AĞIRLIK kg/m  
**0.376**



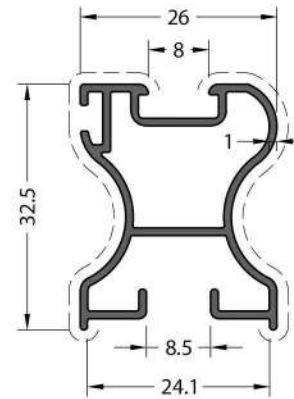
**CODE / KOD**  
**21-144-010**

**THEORETICAL WEIGHT kg/m**  
TEORİK AĞIRLIK kg/m  
**0.425**



**CODE / KOD**  
**21-218-013**

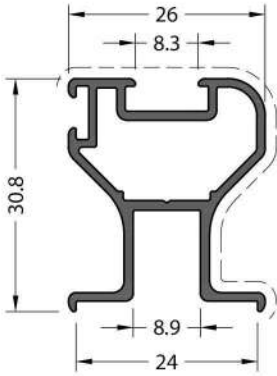
**THEORETICAL WEIGHT kg/m**  
TEORİK AĞIRLIK kg/m  
**0.479**



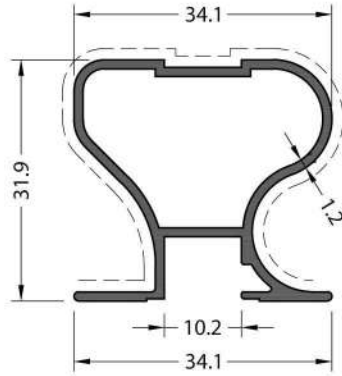
**CODE / KOD**  
**21-190-010**

**THEORETICAL WEIGHT kg/m**  
TEORİK AĞIRLIK kg/m  
**0.390**

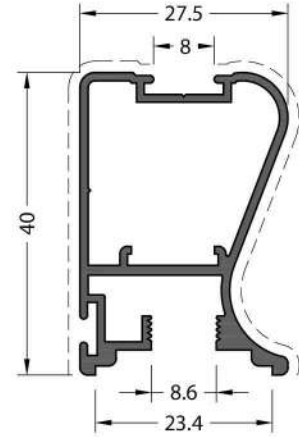
SLIDING SYSTEM PROFILES / SÜRME SİSTEM PROFİLLERİ



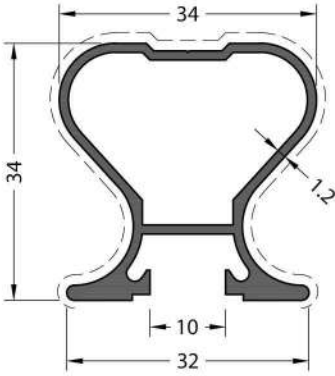
**CODE / KOD**  
**21-252-00** **THEORETICAL WEIGHT kg/m**  
TEORİK AĞIRLIK kg/m  
**0.402**



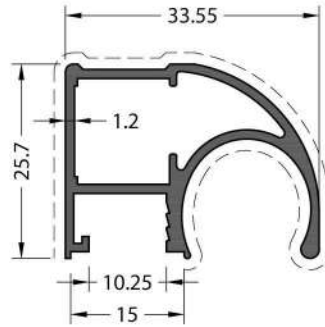
**CODE / KOD**  
**21-158-012** **THEORETICAL WEIGHT kg/m**  
TEORİK AĞIRLIK kg/m  
**0.445**



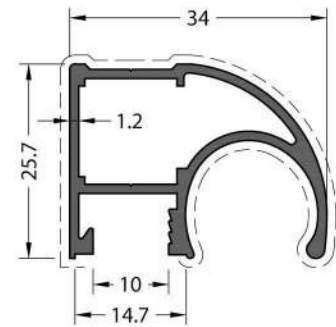
**CODE / KOD**  
**21-247-011** **THEORETICAL WEIGHT kg/m**  
TEORİK AĞIRLIK kg/m  
**0.515**



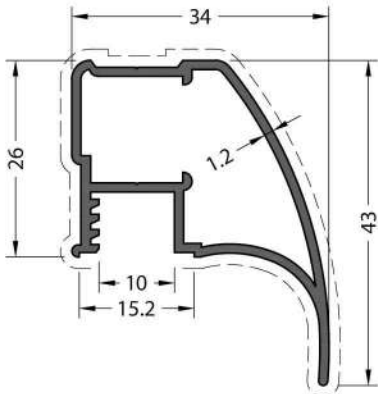
**CODE / KOD**  
**21-185-012** **THEORETICAL WEIGHT kg/m**  
TEORİK AĞIRLIK kg/m  
**0.511**



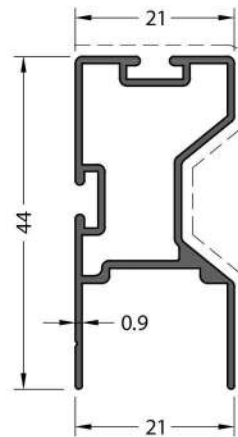
**CODE / KOD**  
**21-152-00** **THEORETICAL WEIGHT kg/m**  
TEORİK AĞIRLIK kg/m  
**0.436**



**CODE / KOD**  
**21-164-012** **THEORETICAL WEIGHT kg/m**  
TEORİK AĞIRLIK kg/m  
**0.448**

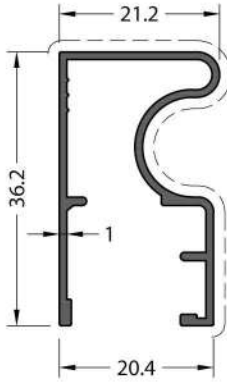


**CODE / KOD**  
**21-169-012** **THEORETICAL WEIGHT kg/m**  
TEORİK AĞIRLIK kg/m  
**0.456**

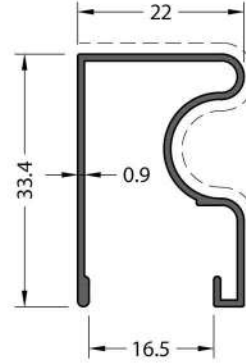


**CODE / KOD**  
**14377** **THEORETICAL WEIGHT kg/m**  
TEORİK AĞIRLIK kg/m  
**0.385**

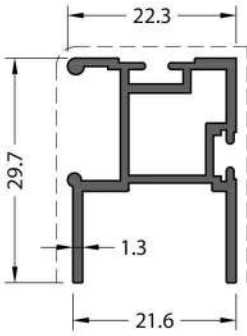
SLIDING SYSTEM PROFILES / SÜRME SİSTEM PROFİLLERİ



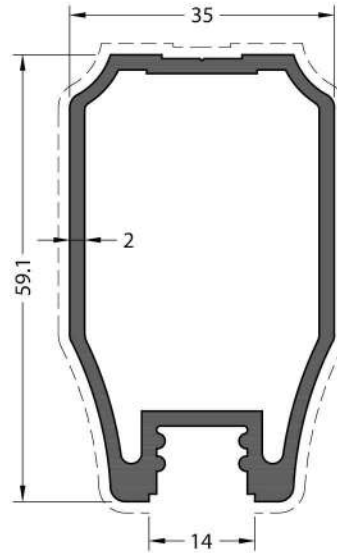
**CODE / KOD**  
**14835**  
**THEORETICAL WEIGHT kg/m**  
TEORİK AĞIRLIK kg/m  
**0.318**



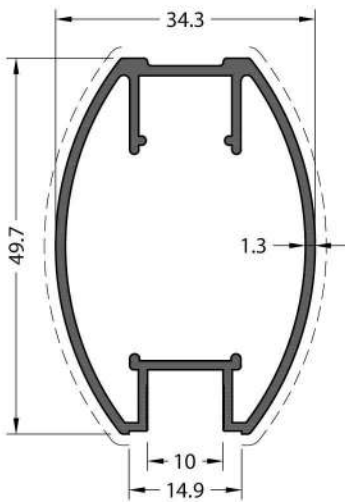
**CODE / KOD**  
**21-274-009**  
**THEORETICAL WEIGHT kg/m**  
TEORİK AĞIRLIK kg/m  
**0.258**



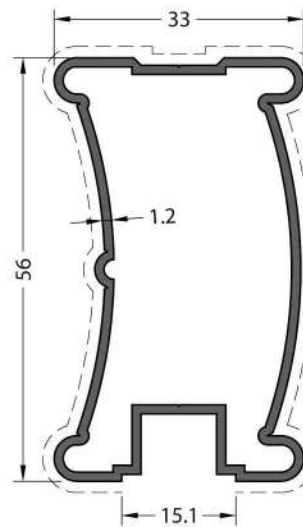
**CODE / KOD**  
**14160**  
**THEORETICAL WEIGHT kg/m**  
TEORİK AĞIRLIK kg/m  
**0.364**



**CODE / KOD**  
**21-129-020**  
**THEORETICAL WEIGHT kg/m**  
TEORİK AĞIRLIK kg/m  
**1.024**

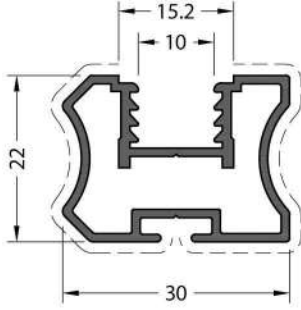


**CODE / KOD**  
**21-159-013**  
**THEORETICAL WEIGHT kg/m**  
TEORİK AĞIRLIK kg/m  
**0.630**



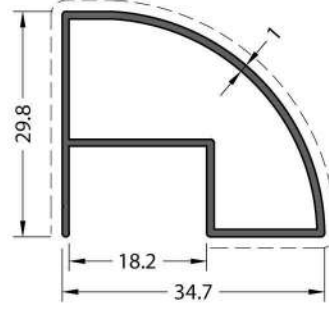
**CODE / KOD**  
**21-166-012**  
**THEORETICAL WEIGHT kg/m**  
TEORİK AĞIRLIK kg/m  
**0.657**

SLIDING SYSTEM PROFILES / SÜRME SİSTEM PROFİLLERİ



CODE / KOD  
**14906**

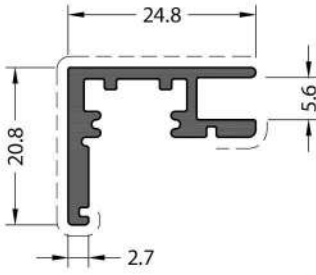
**THEORETICAL WEIGHT kg/m**  
TEORİK AĞIRLIK kg/m  
**0.425**



CODE / KOD  
**14748**

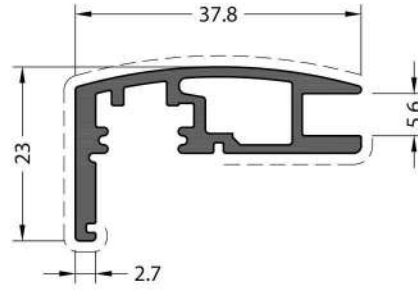
**THEORETICAL WEIGHT kg/m**  
TEORİK AĞIRLIK kg/m  
**0.323**

DECOFIX FRAME SYSTEM PROFILES / DECOFIX UYGULAMALI KAPAK SİSTEM PROFİLLERİ



CODE / KOD  
**21-106-00**

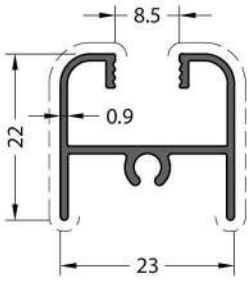
**THEORETICAL WEIGHT kg/m**  
TEORİK AĞIRLIK kg/m  
**0.330**



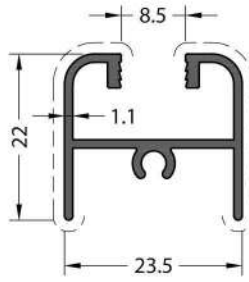
CODE / KOD  
**21-107-00**

**THEORETICAL WEIGHT kg/m**  
TEORİK AĞIRLIK kg/m  
**0.498**

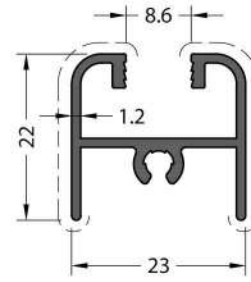
SLIDING SYSTEM PROFILES / SÜRME SİSTEM PROFİLLERİ



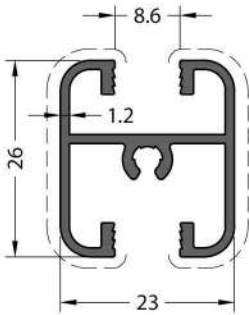
**CODE / KOD**  
**21-209-00**  
**THEORETICAL WEIGHT kg/m**  
TEORİK AĞIRLIK kg/m  
**0.243**



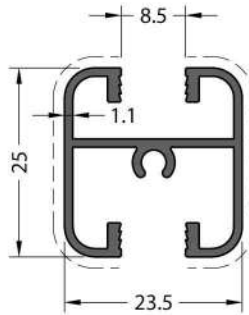
**CODE / KOD**  
**21-142-011**  
**THEORETICAL WEIGHT kg/m**  
TEORİK AĞIRLIK kg/m  
**0.281**



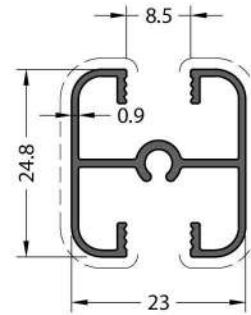
**CODE / KOD**  
**21-122-012**  
**THEORETICAL WEIGHT kg/m**  
TEORİK AĞIRLIK kg/m  
**0.311**



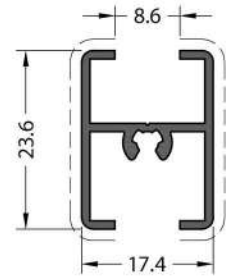
**CODE / KOD**  
**21-123-012**  
**THEORETICAL WEIGHT kg/m**  
TEORİK AĞIRLIK kg/m  
**0.395**



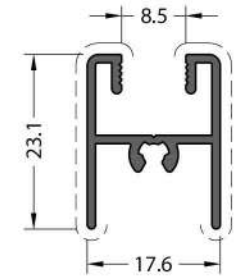
**CODE / KOD**  
**21-145-011**  
**THEORETICAL WEIGHT kg/m**  
TEORİK AĞIRLIK kg/m  
**0.359**



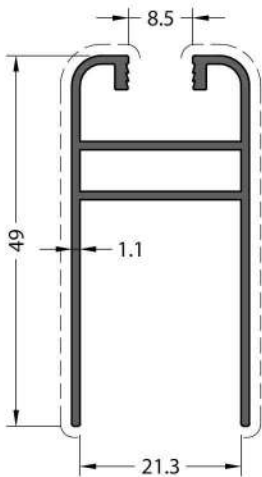
**CODE / KOD**  
**21-210-00**  
**THEORETICAL WEIGHT kg/m**  
TEORİK AĞIRLIK kg/m  
**0.290**



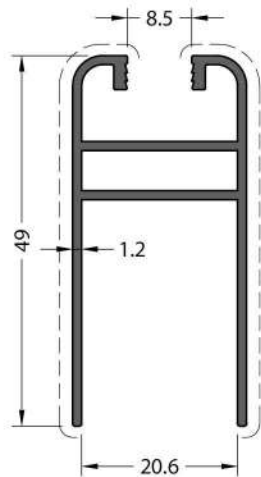
**CODE / KOD**  
**21-268-011**  
**THEORETICAL WEIGHT kg/m**  
TEORİK AĞIRLIK kg/m  
**0.249**



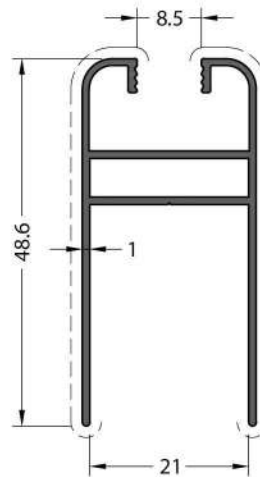
**CODE / KOD**  
**21-269-011**  
**THEORETICAL WEIGHT kg/m**  
TEORİK AĞIRLIK kg/m  
**0.255**



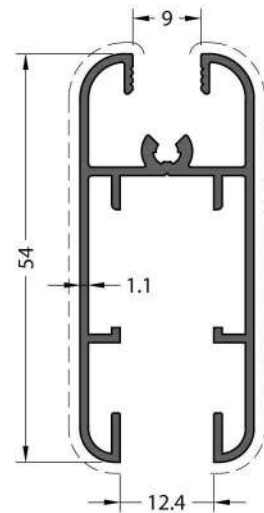
**CODE / KOD**  
**21-141-011**  
**THEORETICAL WEIGHT kg/m**  
TEORİK AĞIRLIK kg/m  
**0.477**



**CODE / KOD**  
**21-121-012**  
**THEORETICAL WEIGHT kg/m**  
TEORİK AĞIRLIK kg/m  
**0.510**

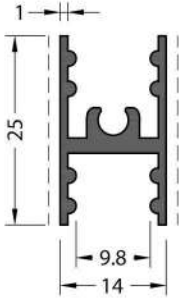


**CODE / KOD**  
**21-217-00**  
**THEORETICAL WEIGHT kg/m**  
TEORİK AĞIRLIK kg/m  
**0.412**



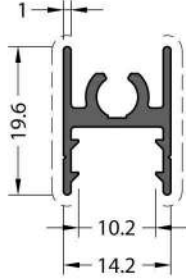
**CODE / KOD**  
**21-246-011**  
**THEORETICAL WEIGHT kg/m**  
TEORİK AĞIRLIK kg/m  
**0.570**

SLIDING SYSTEM PROFILES / SÜRME SİSTEM PROFİLLERİ



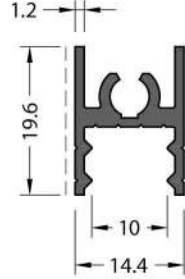
**CODE / KOD**  
**21-127-00**

**THEORETICAL WEIGHT kg/m**  
TEORİK AĞIRLIK kg/m  
**0.279**



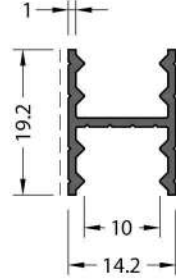
**CODE / KOD**  
**21-156-00**

**THEORETICAL WEIGHT kg/m**  
TEORİK AĞIRLIK kg/m  
**0.221**



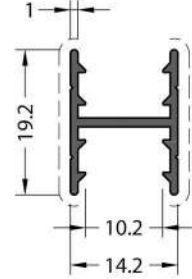
**CODE / KOD**  
**21-168-00**

**THEORETICAL WEIGHT kg/m**  
TEORİK AĞIRLIK kg/m  
**0.246**



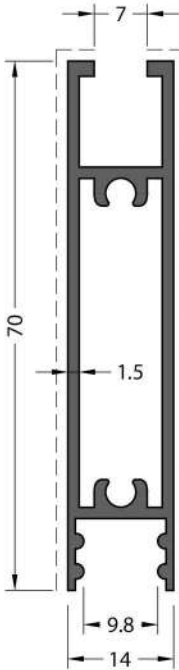
**CODE / KOD**  
**21-171-00**

**THEORETICAL WEIGHT kg/m**  
TEORİK AĞIRLIK kg/m  
**0.171**



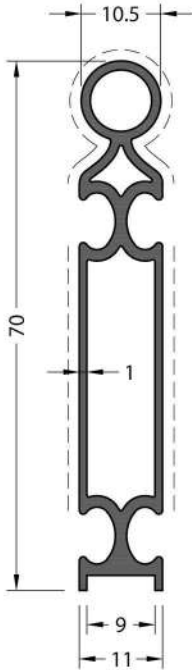
**CODE / KOD**  
**21-155-00**

**THEORETICAL WEIGHT kg/m**  
TEORİK AĞIRLIK kg/m  
**0.158**



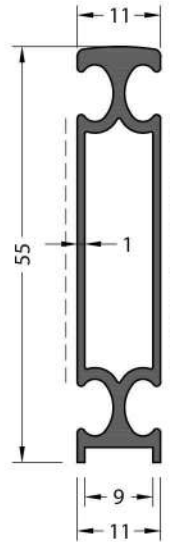
**CODE / KOD**  
**21-128-015**

**THEORETICAL WEIGHT kg/m**  
TEORİK AĞIRLIK kg/m  
**0.740**



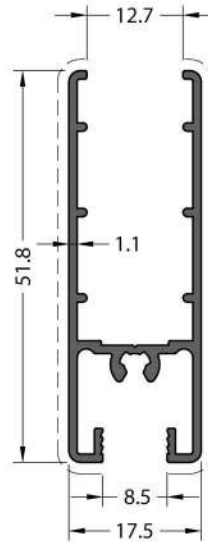
**CODE / KOD**  
**21-239-00**

**THEORETICAL WEIGHT kg/m**  
TEORİK AĞIRLIK kg/m  
**0.592**



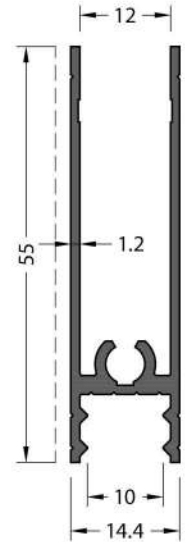
**CODE / KOD**  
**21-245-00**

**THEORETICAL WEIGHT kg/m**  
TEORİK AĞIRLIK kg/m  
**0.484**



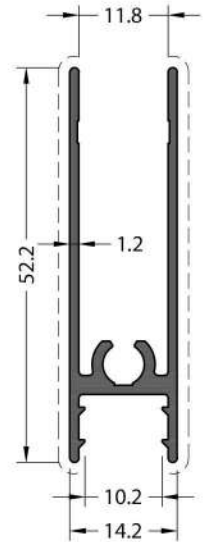
**CODE / KOD**  
**21-267-011**

**THEORETICAL WEIGHT kg/m**  
TEORİK AĞIRLIK kg/m  
**0.450**



**CODE / KOD**  
**21-167-00**

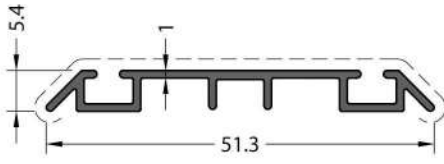
**THEORETICAL WEIGHT kg/m**  
TEORİK AĞIRLIK kg/m  
**0.471**



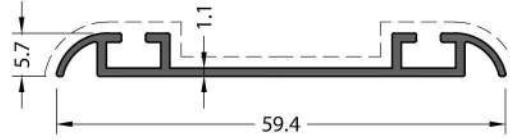
**CODE / KOD**  
**21-157-00**

**THEORETICAL WEIGHT kg/m**  
TEORİK AĞIRLIK kg/m  
**0.445**

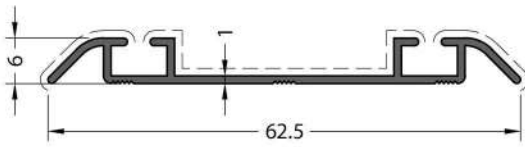
RAY PROFILES / RAY PROFİLLERİ



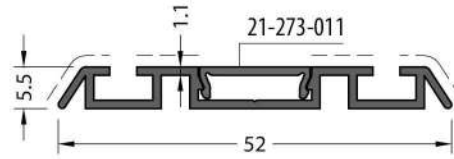
**CODE / KOD**  
**21-182-010** **THEORETICAL WEIGHT kg/m**  
TEORİK AĞIRLIK kg/m  
**0.236**



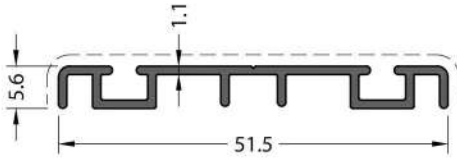
**CODE / KOD**  
**21-153-00** **THEORETICAL WEIGHT kg/m**  
TEORİK AĞIRLIK kg/m  
**0.266**



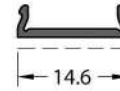
**CODE / KOD**  
**21-165-010** **THEORETICAL WEIGHT kg/m**  
TEORİK AĞIRLIK kg/m  
**0.250**



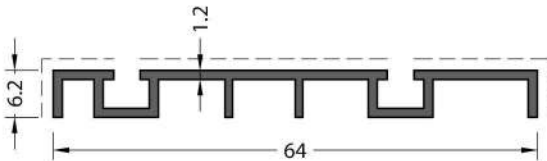
**CODE / KOD**  
**21-272-011** **THEORETICAL WEIGHT kg/m**  
TEORİK AĞIRLIK kg/m  
**0.272**



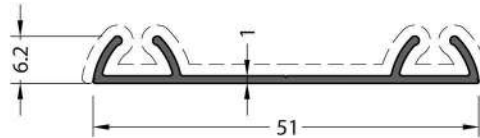
**CODE / KOD**  
**21-265-011** **THEORETICAL WEIGHT kg/m**  
TEORİK AĞIRLIK kg/m  
**0.271**



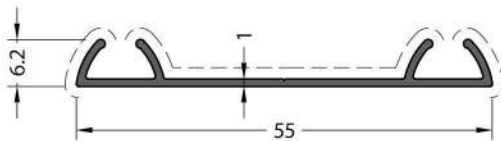
**CODE / KOD**  
**21-273-011** **THEORETICAL WEIGHT kg/m**  
TEORİK AĞIRLIK kg/m  
**0.058**



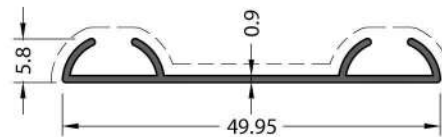
**CODE / KOD**  
**21-279-012** **THEORETICAL WEIGHT kg/m**  
TEORİK AĞIRLIK kg/m  
**0.348**



**CODE / KOD**  
**21-243-010** **THEORETICAL WEIGHT kg/m**  
TEORİK AĞIRLIK kg/m  
**0.202**

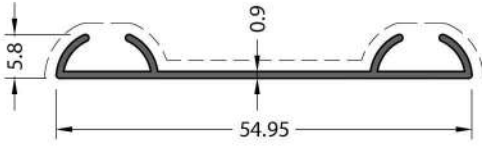


**CODE / KOD**  
**21-206-010** **THEORETICAL WEIGHT kg/m**  
TEORİK AĞIRLIK kg/m  
**0.213**



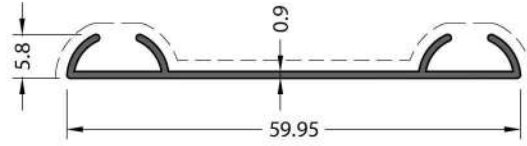
**CODE / KOD**  
**14162** **THEORETICAL WEIGHT kg/m**  
TEORİK AĞIRLIK kg/m  
**0.181**

RAY PROFILES / RAY PROFİLLERİ



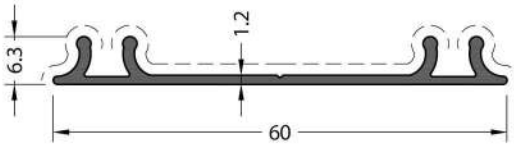
**CODE / KOD**  
**14180**

**THEORETICAL WEIGHT kg/m**  
TEORİK AĞIRLIK kg/m  
**0.193**



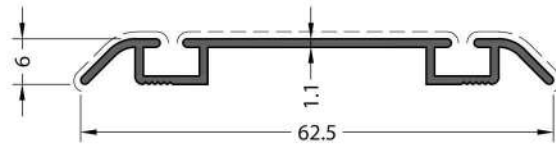
**CODE / KOD**  
**14163**

**THEORETICAL WEIGHT kg/m**  
TEORİK AĞIRLIK kg/m  
**0.205**



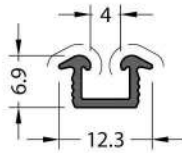
**CODE / KOD**  
**21-114-00**

**THEORETICAL WEIGHT kg/m**  
TEORİK AĞIRLIK kg/m  
**0.278**



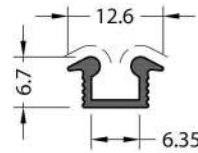
**CODE / KOD**  
**14907**

**THEORETICAL WEIGHT kg/m**  
TEORİK AĞIRLIK kg/m  
**0.275**



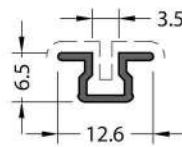
**CODE / KOD**  
**13689**

**THEORETICAL WEIGHT kg/m**  
TEORİK AĞIRLIK kg/m  
**0.077**



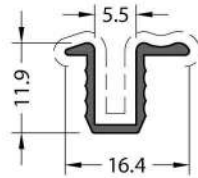
**CODE / KOD**  
**14148**

**THEORETICAL WEIGHT kg/m**  
TEORİK AĞIRLIK kg/m  
**0.077**



**CODE / KOD**  
**21-200-010**

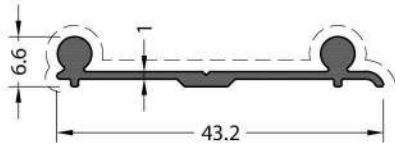
**THEORETICAL WEIGHT kg/m**  
TEORİK AĞIRLIK kg/m  
**0.067**



**CODE / KOD**  
**21-202-010**

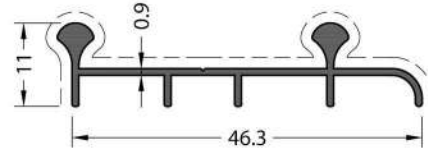
**THEORETICAL WEIGHT kg/m**  
TEORİK AĞIRLIK kg/m  
**0.110**

RAY PROFILES / RAY PROFİLLERİ



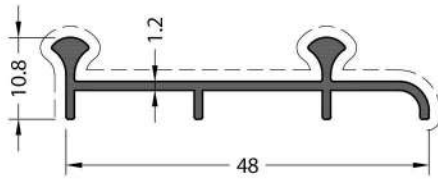
**CODE / KOD**  
**21-102-00**

**THEORETICAL WEIGHT kg/m**  
TEORİK AĞIRLIK kg/m  
**0.229**



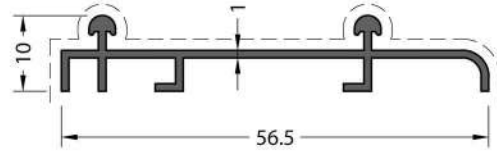
**CODE / KOD**  
**21-211-009**

**THEORETICAL WEIGHT kg/m**  
TEORİK AĞIRLIK kg/m  
**0.241**



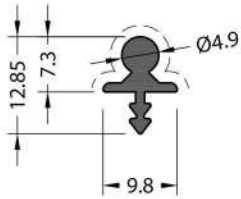
**CODE / KOD**  
**21-124-00**

**THEORETICAL WEIGHT kg/m**  
TEORİK AĞIRLIK kg/m  
**0.273**



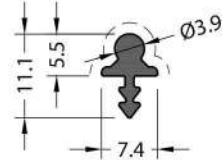
**CODE / KOD**  
**21-143-010**

**THEORETICAL WEIGHT kg/m**  
TEORİK AĞIRLIK kg/m  
**0.272**



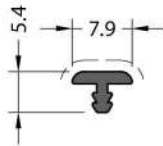
**CODE / KOD**  
**21-203-00**

**THEORETICAL WEIGHT kg/m**  
TEORİK AĞIRLIK kg/m  
**0.119**



**CODE / KOD**  
**21-212-00**

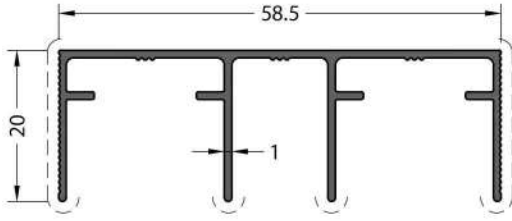
**THEORETICAL WEIGHT kg/m**  
TEORİK AĞIRLIK kg/m  
**0.089**



**CODE / KOD**  
**14609**

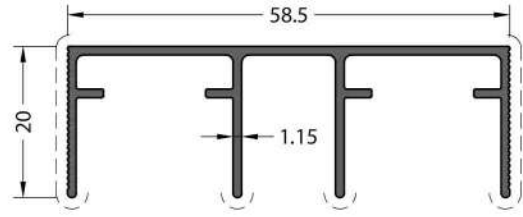
**THEORETICAL WEIGHT kg/m**  
TEORİK AĞIRLIK kg/m  
**0.051**

RAY PROFILES / RAY PROFİLLERİ



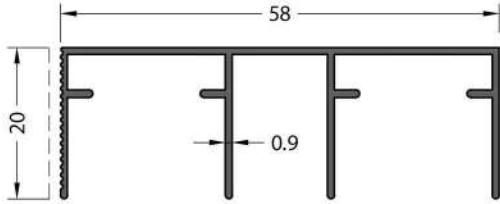
**CODE / KOD**  
**21-101I-00**

**THEORETICAL WEIGHT kg/m**  
TEORİK AĞIRLIK kg/m  
**0.399**



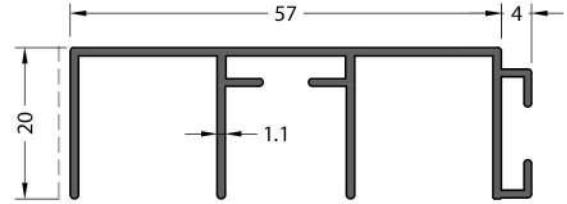
**CODE / KOD**  
**21-101-00**

**THEORETICAL WEIGHT kg/m**  
TEORİK AĞIRLIK kg/m  
**0.453**



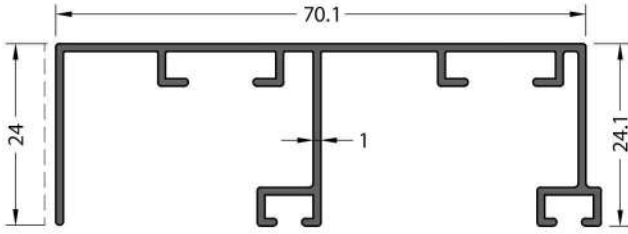
**CODE / KOD**  
**14161**

**THEORETICAL WEIGHT kg/m**  
TEORİK AĞIRLIK kg/m  
**0.353**



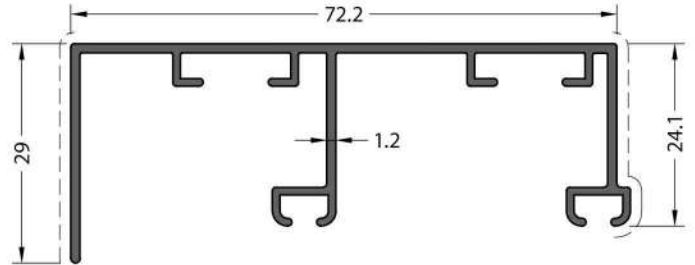
**CODE / KOD**  
**14378**

**THEORETICAL WEIGHT kg/m**  
TEORİK AĞIRLIK kg/m  
**0.463**



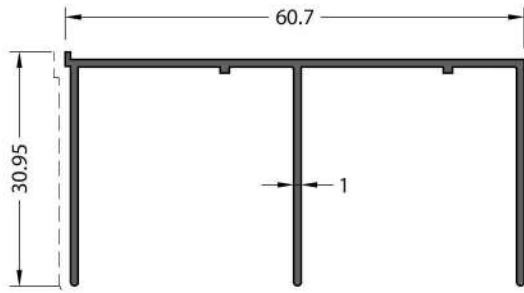
**CODE / KOD**  
**14649**

**THEORETICAL WEIGHT kg/m**  
TEORİK AĞIRLIK kg/m  
**0.535**



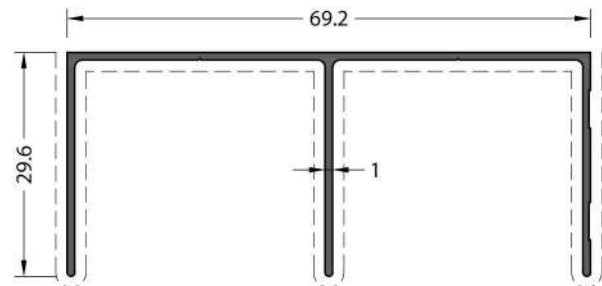
**CODE / KOD**  
**14989**

**THEORETICAL WEIGHT kg/m**  
TEORİK AĞIRLIK kg/m  
**0.617**



**CODE / KOD**  
**14171**

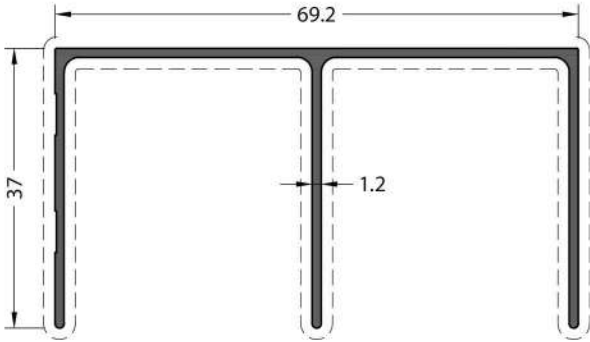
**THEORETICAL WEIGHT kg/m**  
TEORİK AĞIRLIK kg/m  
**0.405**



**CODE / KOD**  
**21-219-010**

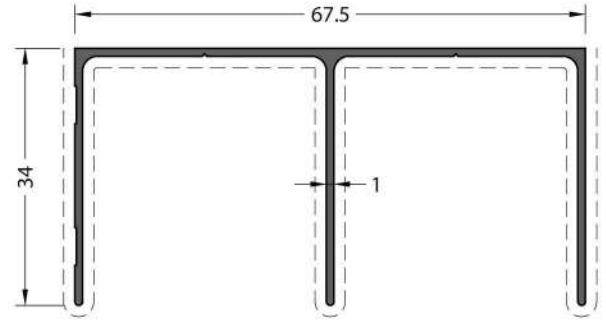
**THEORETICAL WEIGHT kg/m**  
TEORİK AĞIRLIK kg/m  
**0.414**

RAY PROFILES / RAY PROFİLLERİ



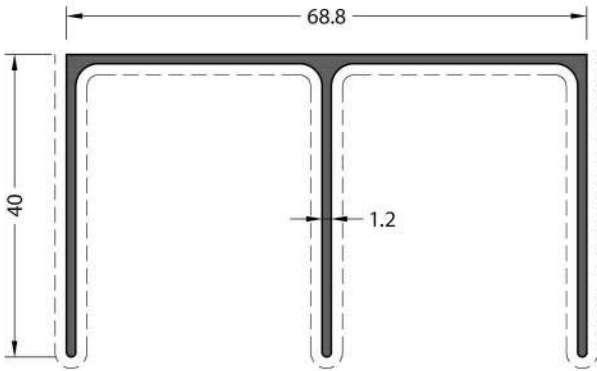
**CODE / KOD**  
**21-266-012**

**THEORETICAL WEIGHT kg/m**  
TEORİK AĞIRLIK kg/m  
**0.574**



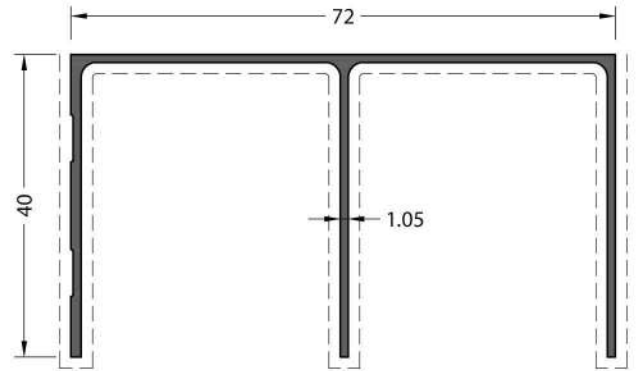
**CODE / KOD**  
**21-271-010**

**THEORETICAL WEIGHT kg/m**  
TEORİK AĞIRLIK kg/m  
**0.461**



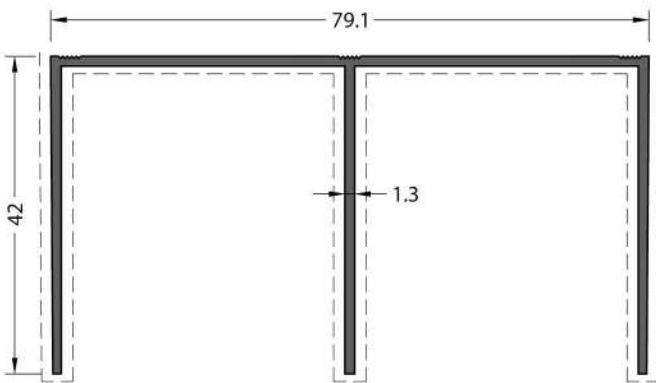
**CODE / KOD**  
**21-120-012**

**THEORETICAL WEIGHT kg/m**  
TEORİK AĞIRLIK kg/m  
**0.620**



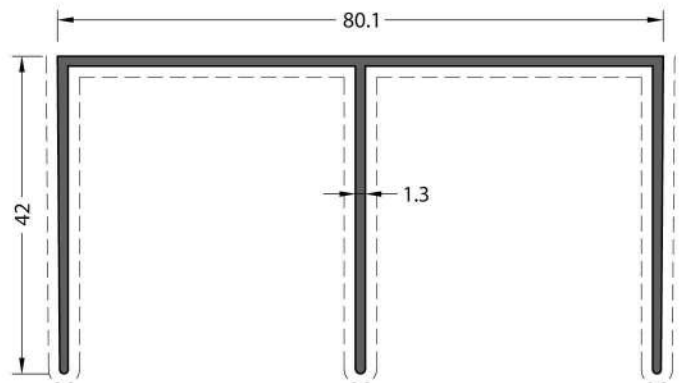
**CODE / KOD**  
**21-140-010**

**THEORETICAL WEIGHT kg/m**  
TEORİK AĞIRLIK kg/m  
**0.566**



**CODE / KOD**  
**21-170-00**

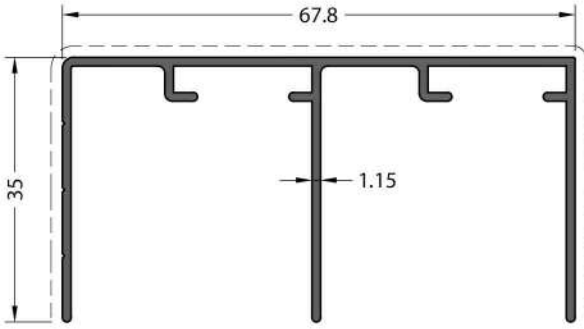
**THEORETICAL WEIGHT kg/m**  
TEORİK AĞIRLIK kg/m  
**0.691**



**CODE / KOD**  
**21-154-00**

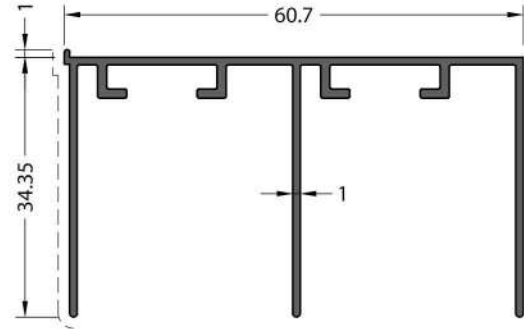
**THEORETICAL WEIGHT kg/m**  
TEORİK AĞIRLIK kg/m  
**0.696**

RAY PROFILES / RAY PROFİLLERİ



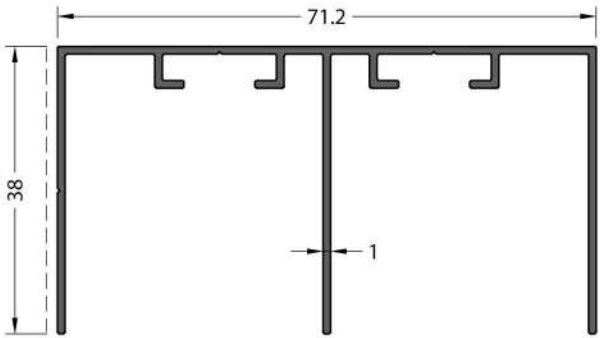
**CODE / KOD**  
**21-264-011**

**THEORETICAL WEIGHT kg/m**  
TEORİK AĞIRLIK kg/m  
**0.589**



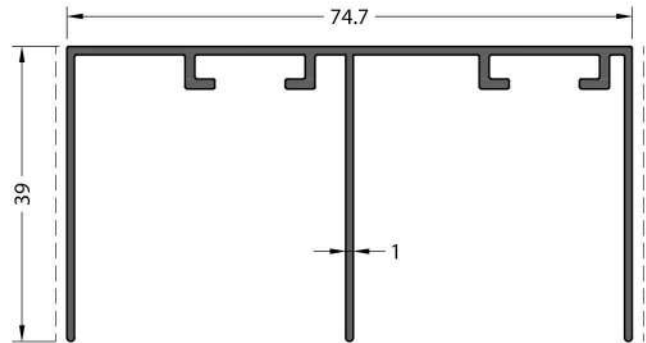
**CODE / KOD**  
**14170**

**THEORETICAL WEIGHT kg/m**  
TEORİK AĞIRLIK kg/m  
**0.526**



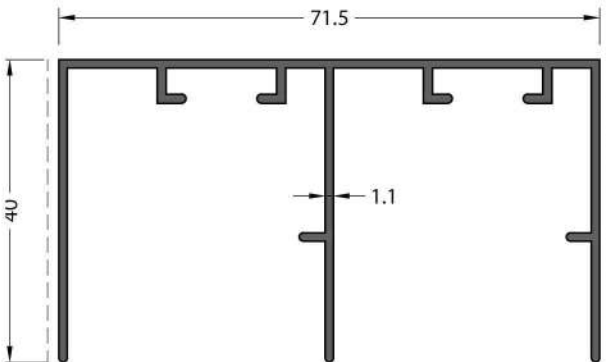
**CODE / KOD**  
**14565**

**THEORETICAL WEIGHT kg/m**  
TEORİK AĞIRLIK kg/m  
**0.571**



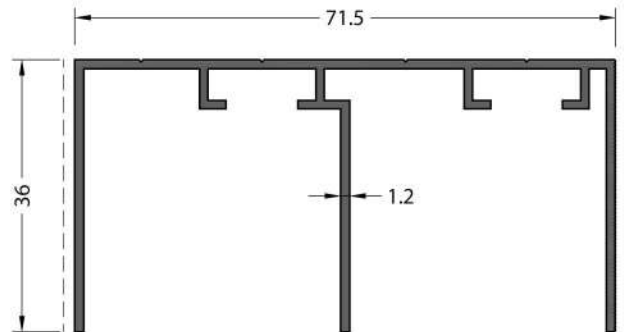
**CODE / KOD**  
**14653**

**THEORETICAL WEIGHT kg/m**  
TEORİK AĞIRLIK kg/m  
**0.629**



**CODE / KOD**  
**14149**

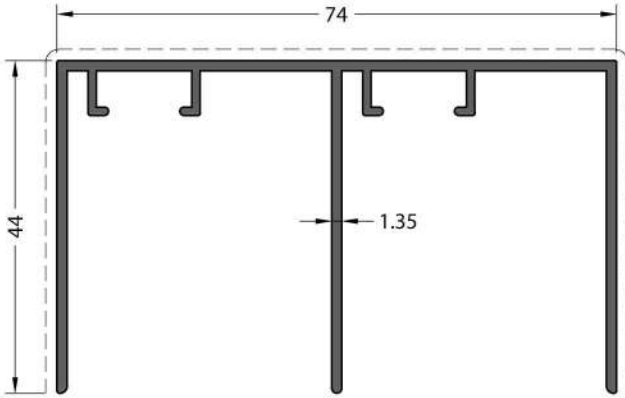
**THEORETICAL WEIGHT kg/m**  
TEORİK AĞIRLIK kg/m  
**0.670**



**CODE / KOD**  
**14990**

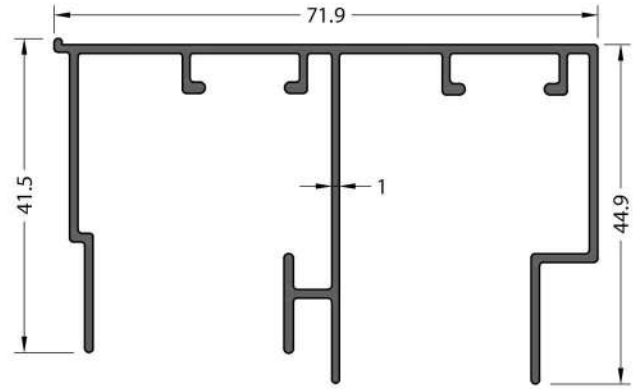
**THEORETICAL WEIGHT kg/m**  
TEORİK AĞIRLIK kg/m  
**0.649**

RAY PROFILES / RAY PROFİLLERİ



**CODE / KOD**  
**21-289-013**

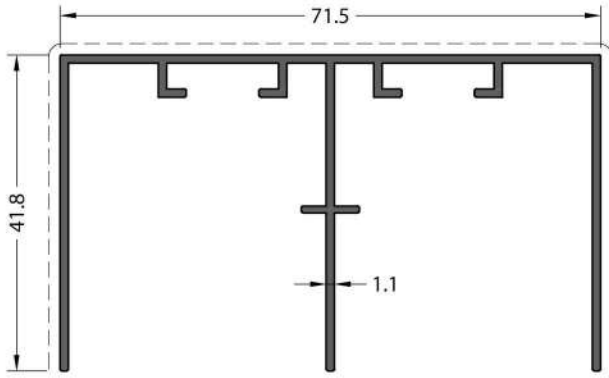
**THEORETICAL WEIGHT kg/m**  
TEORİK AĞIRLIK kg/m  
**0.822**



**Mill Finish / Pres**  
**No visible surface.** / Görünen yüzeyi yoktur.

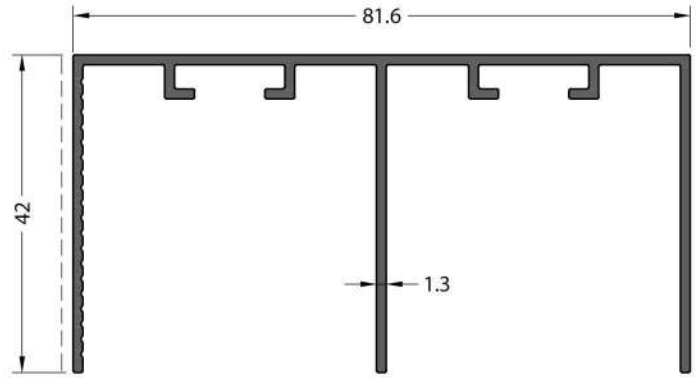
**CODE / KOD**  
**14419**

**THEORETICAL WEIGHT kg/m**  
TEORİK AĞIRLIK kg/m  
**0.768**



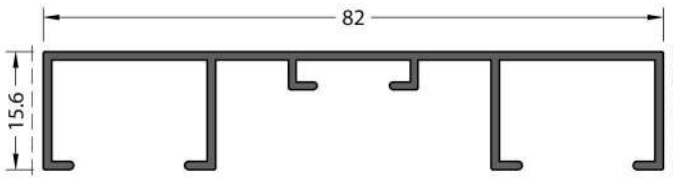
**CODE / KOD**  
**14153**

**THEORETICAL WEIGHT kg/m**  
TEORİK AĞIRLIK kg/m  
**0.675**



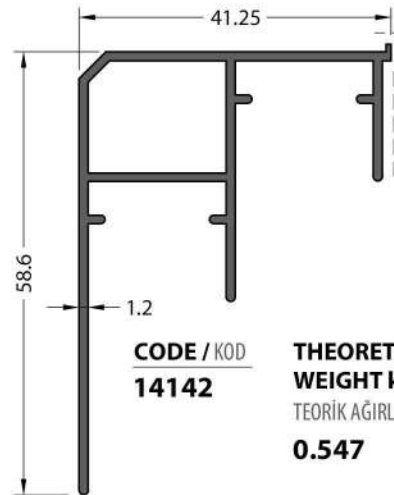
**CODE / KOD**  
**14172**

**THEORETICAL WEIGHT kg/m**  
TEORİK AĞIRLIK kg/m  
**0.807**



**CODE / KOD**  
**15054**

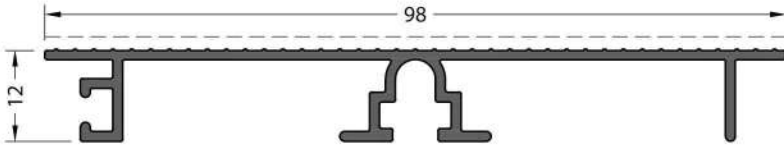
**THEORETICAL WEIGHT kg/m**  
TEORİK AĞIRLIK kg/m  
**0.485**



**CODE / KOD**  
**14142**

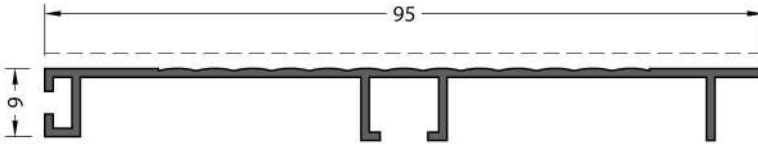
**THEORETICAL WEIGHT kg/m**  
TEORİK AĞIRLIK kg/m  
**0.547**

DECORATIONAL & FUNCTIONAL BASE PROFILES / ALÜMİNYUM BAZA PROFİLLERİ



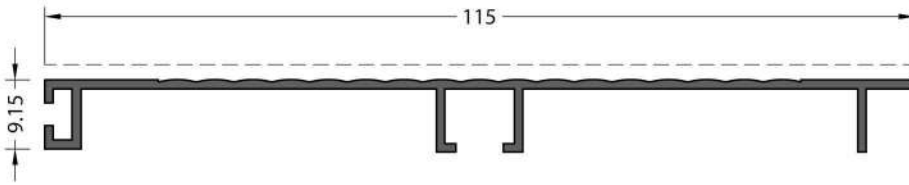
CODE / KOD  
21-112-00

THEORETICAL  
WEIGHT kg/m  
TEORİK AĞIRLIK kg/m  
**0.577**



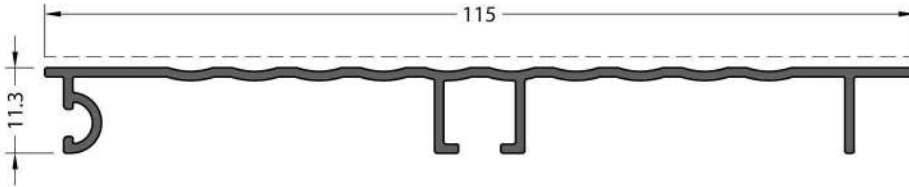
CODE / KOD  
21-240-00

THEORETICAL  
WEIGHT kg/m  
TEORİK AĞIRLIK kg/m  
**0.406**



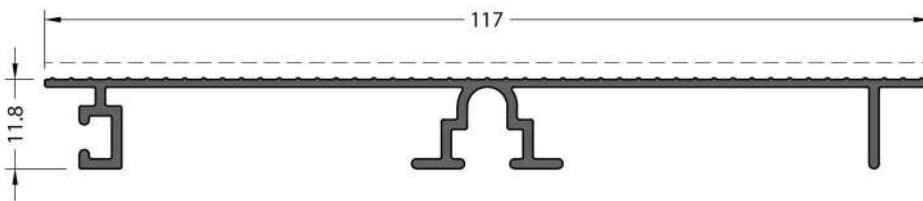
CODE / KOD  
21-241-00

THEORETICAL  
WEIGHT kg/m  
TEORİK AĞIRLIK kg/m  
**0.481**



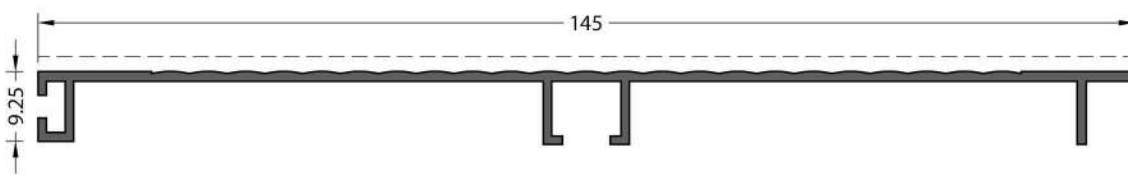
CODE / KOD  
21-110-012

THEORETICAL  
WEIGHT kg/m  
TEORİK AĞIRLIK kg/m  
**0.538**



CODE / KOD  
21-111-00

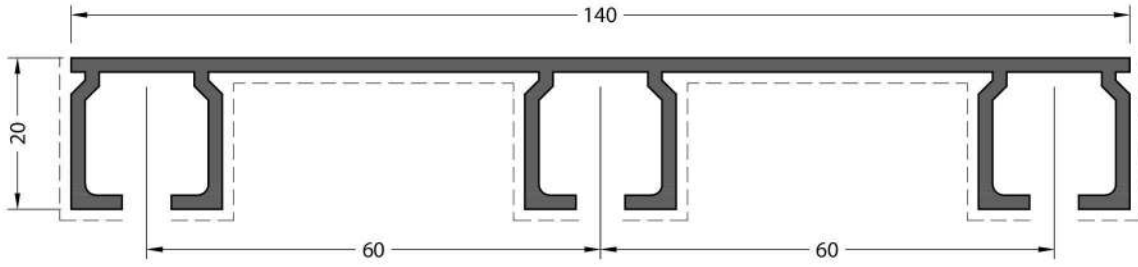
THEORETICAL  
WEIGHT kg/m  
TEORİK AĞIRLIK kg/m  
**0.573**



CODE / KOD  
21-242-00

THEORETICAL  
WEIGHT kg/m  
TEORİK AĞIRLIK kg/m  
**0.609**

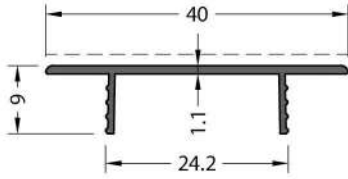
DECORATIONAL & FUNCTIONAL BASE PROFILES / ALÜMİNYUM BAZA PROFİLLERİ



CODE / KOD  
**13917**

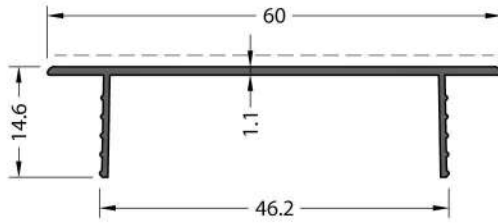
THEORETICAL  
WEIGHT kg/m  
TEORİK AĞIRLIK kg/m  
**1.425**

AIR VENT COVERS / MENFEZ PROFİLLERİ



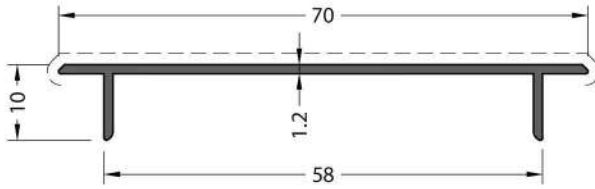
CODE / KOD  
**14053**

THEORETICAL  
WEIGHT kg/m  
TEORİK AĞIRLIK kg/m  
**0.155**



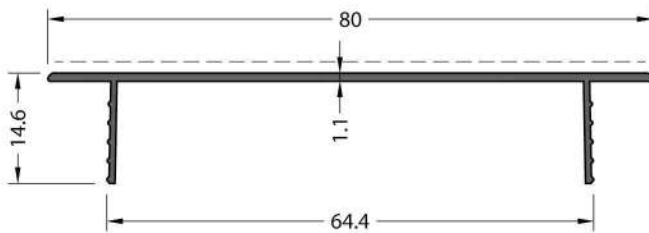
CODE / KOD  
**13962**

THEORETICAL  
WEIGHT kg/m  
TEORİK AĞIRLIK kg/m  
**0.239**



CODE / KOD  
**21-195-012**

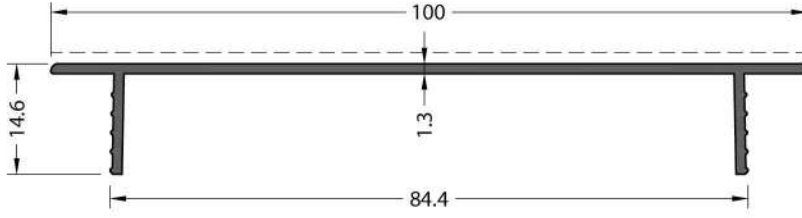
THEORETICAL  
WEIGHT kg/m  
TEORİK AĞIRLIK kg/m  
**0.281**



CODE / KOD  
**13963**

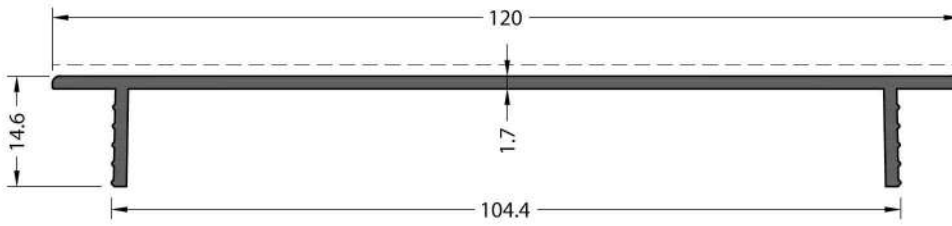
THEORETICAL  
WEIGHT kg/m  
TEORİK AĞIRLIK kg/m  
**0.299**

AIR VENT COVERS / MENFEZ PROFİLLERİ



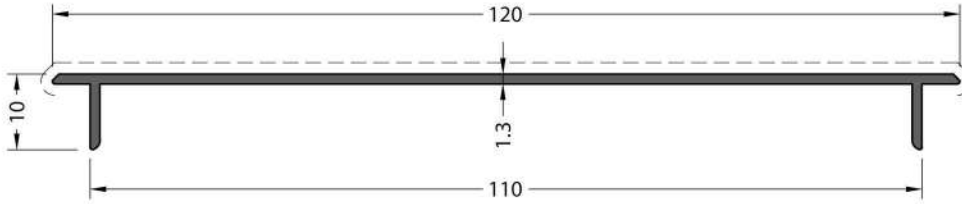
CODE / KOD  
**14054**

**THEORETICAL WEIGHT kg/m**  
TEORİK AĞIRLIK kg/m  
**0.447**



CODE / KOD  
**14055**

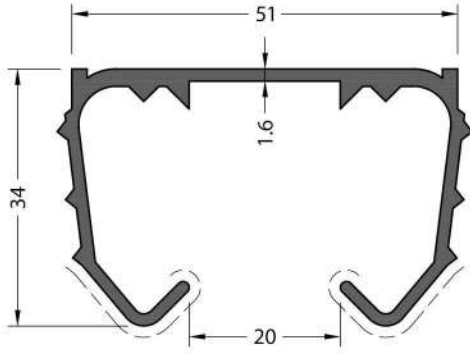
**THEORETICAL WEIGHT kg/m**  
TEORİK AĞIRLIK kg/m  
**0.672**



CODE / KOD  
**21-196-013**

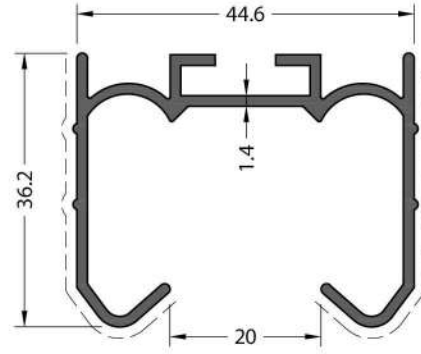
**THEORETICAL WEIGHT kg/m**  
TEORİK AĞIRLIK kg/m  
**0.478**

SLIDING DOOR PROFILES / SÜRGÜLÜ KAPI PROFİLLERİ



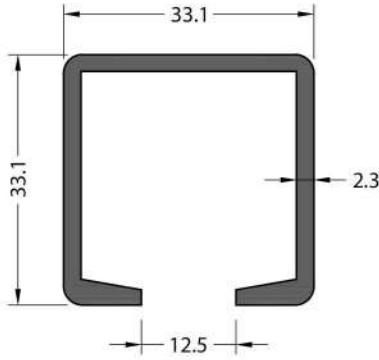
**CODE / KOD**  
**21-139-016**

**THEORETICAL WEIGHT kg/m**  
TEORİK AĞIRLIK kg/m  
**0.722**



**CODE / KOD**  
**21-201-014**

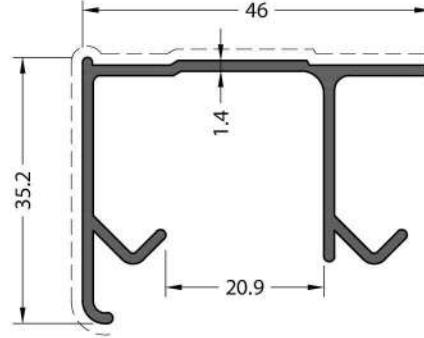
**THEORETICAL WEIGHT kg/m**  
TEORİK AĞIRLIK kg/m  
**0.612**



**Mill Finish / Pres**  
**No visible surface. / Görünen yüzeyi yoktur.**

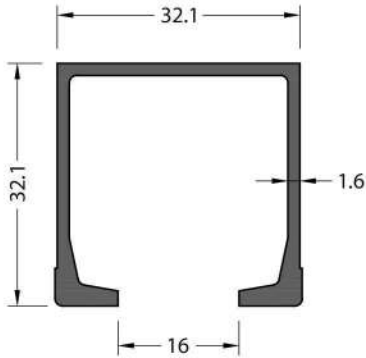
**CODE / KOD**  
**21-235-00**

**THEORETICAL WEIGHT kg/m**  
TEORİK AĞIRLIK kg/m  
**0.683**



**CODE / KOD**  
**11794**

**THEORETICAL WEIGHT kg/m**  
TEORİK AĞIRLIK kg/m  
**0.499**

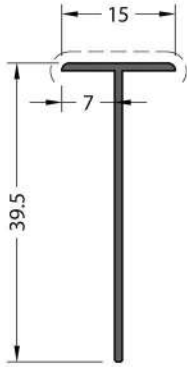


**Mill Finish / Pres**  
**No visible surface. / Görünen yüzeyi yoktur.**

**CODE / KOD**  
**12612**

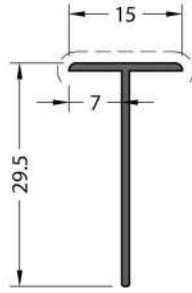
**THEORETICAL WEIGHT kg/m**  
TEORİK AĞIRLIK kg/m  
**0.521**

T COUNTERLATHS / TEZGAH ARA ÇİTALARI



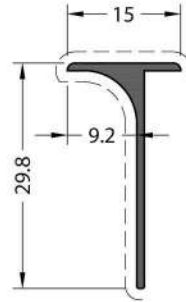
**CODE / KOD**  
**21-213-010**

**THEORETICAL WEIGHT kg/m**  
TEORİK AĞIRLIK kg/m  
**0.143**



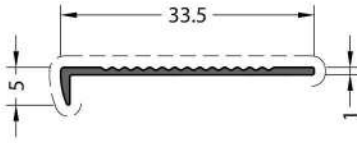
**CODE / KOD**  
**21-214-010**

**THEORETICAL WEIGHT kg/m**  
TEORİK AĞIRLIK kg/m  
**0.116**



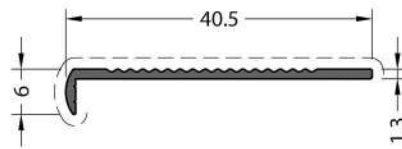
**CODE / KOD**  
**21-215-010**

**THEORETICAL WEIGHT kg/m**  
TEORİK AĞIRLIK kg/m  
**0.145**



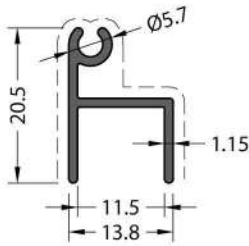
**CODE / KOD**  
**21-222-010**

**THEORETICAL WEIGHT kg/m**  
TEORİK AĞIRLIK kg/m  
**0.088**



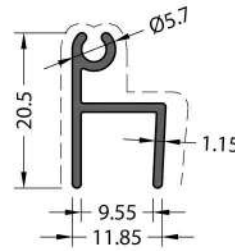
**CODE / KOD**  
**21-216-010**

**THEORETICAL WEIGHT kg/m**  
TEORİK AĞIRLIK kg/m  
**0.138**



**CODE / KOD**  
**21-234-011**

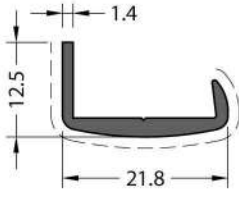
**THEORETICAL WEIGHT kg/m**  
TEORİK AĞIRLIK kg/m  
**0.159**



**CODE / KOD**  
**21-249-00**

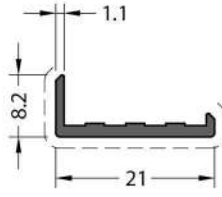
**THEORETICAL WEIGHT kg/m**  
TEORİK AĞIRLIK kg/m  
**0.155**

CHIPBOARD SYSTEM PROFILES FOR ENDING CORNERING / BİRLEŞTİRME - BİTİŞ - DÖNÜŞ - DERZ SİSTEM PROFİLLERİ



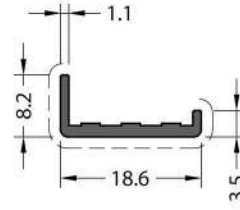
CODE / KOD  
**21-255-00**

THEORETICAL  
WEIGHT kg/m  
TEORİK AĞIRLIK kg/m  
**0.176**



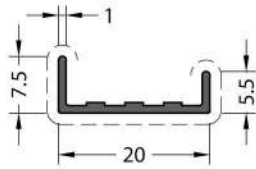
CODE / KOD  
**21-254-00**

THEORETICAL  
WEIGHT kg/m  
TEORİK AĞIRLIK kg/m  
**0.114**



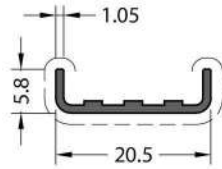
CODE / KOD  
**21-270-011**

THEORETICAL  
WEIGHT kg/m  
TEORİK AĞIRLIK kg/m  
**0.106**



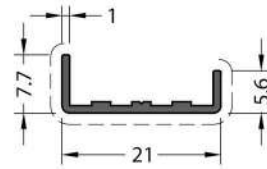
CODE / KOD  
**21-119-00**

THEORETICAL  
WEIGHT kg/m  
TEORİK AĞIRLIK kg/m  
**0.091**



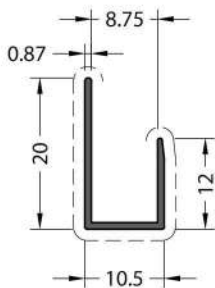
CODE / KOD  
**21-250-00**

THEORETICAL  
WEIGHT kg/m  
TEORİK AĞIRLIK kg/m  
**0.092**



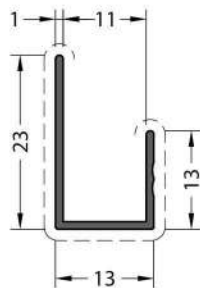
CODE / KOD  
**14568**

THEORETICAL  
WEIGHT kg/m  
TEORİK AĞIRLIK kg/m  
**0.096**



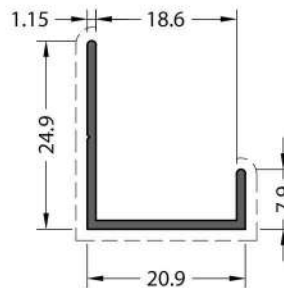
CODE / KOD  
**21-130-009**

THEORETICAL  
WEIGHT kg/m  
TEORİK AĞIRLIK kg/m  
**0.094**



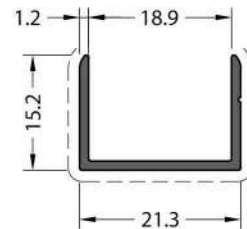
CODE / KOD  
**7603**

THEORETICAL  
WEIGHT kg/m  
TEORİK AĞIRLIK kg/m  
**0.125**



CODE / KOD  
**21-199-011**

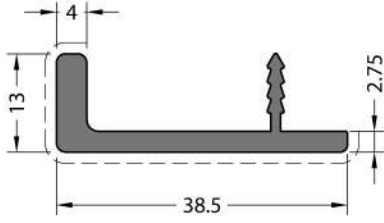
THEORETICAL  
WEIGHT kg/m  
TEORİK AĞIRLIK kg/m  
**0.159**



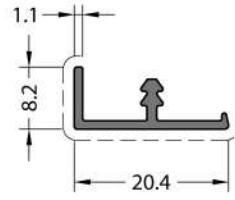
CODE / KOD  
**21-116-012**

THEORETICAL  
WEIGHT kg/m  
TEORİK AĞIRLIK kg/m  
**0.157**

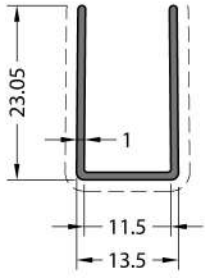
CHIPBOARD SYSTEM PROFILES FOR ENDING CORNERING / BİRLEŞTİRME - BİTİŞ - DÖNÜŞ - DERZ SİSTEM PROFİLLERİ



**CODE / KOD**  
**21-261-00**  
**THEORETICAL WEIGHT kg/m**  
TEORİK AĞIRLIK kg/m  
**0.438**

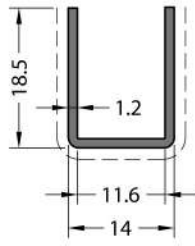


**CODE / KOD**  
**21-118-00**  
**THEORETICAL WEIGHT kg/m**  
TEORİK AĞIRLIK kg/m  
**0.111**



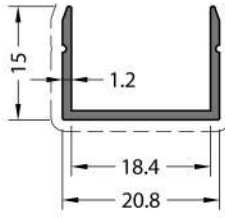
**CODE / KOD**  
**14167**

**THEORETICAL WEIGHT kg/m**  
TEORİK AĞIRLIK kg/m  
**0.154**



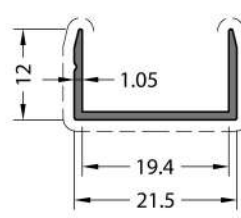
**CODE / KOD**  
**14166**

**THEORETICAL WEIGHT kg/m**  
TEORİK AĞIRLIK kg/m  
**0.156**



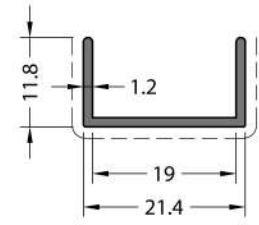
**CODE / KOD**  
**21-299-00**

**THEORETICAL WEIGHT kg/m**  
TEORİK AĞIRLIK kg/m  
**0.151**



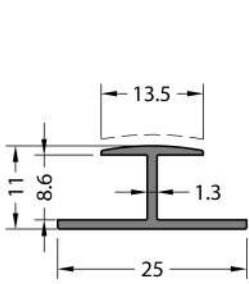
**CODE / KOD**  
**21-291-010**

**THEORETICAL WEIGHT kg/m**  
TEORİK AĞIRLIK kg/m  
**0.118**



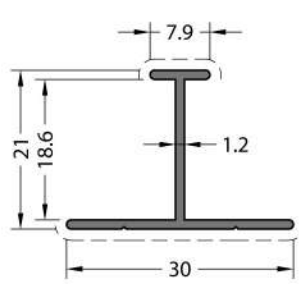
**CODE / KOD**  
**15-149-012R**

**THEORETICAL WEIGHT kg/m**  
TEORİK AĞIRLIK kg/m  
**0.137**



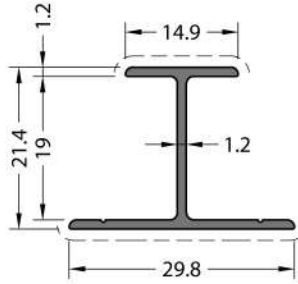
**CODE / KOD**  
**21-295-00**

**THEORETICAL WEIGHT kg/m**  
TEORİK AĞIRLIK kg/m  
**0.147**



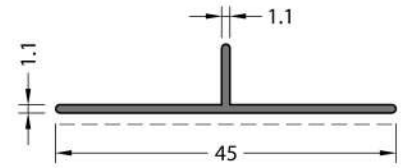
**CODE / KOD**  
**21-198-012**

**THEORETICAL WEIGHT kg/m**  
TEORİK AĞIRLIK kg/m  
**0.181**



**CODE / KOD**  
**21-115-012**

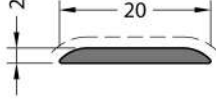
**THEORETICAL WEIGHT kg/m**  
TEORİK AĞIRLIK kg/m  
**0.205**



**CODE / KOD**  
**14159**

**THEORETICAL WEIGHT kg/m**  
TEORİK AĞIRLIK kg/m  
**0.156**

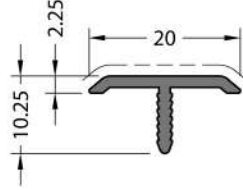
CHIPBOARD SYSTEM PROFILES FOR ENDING CORNERING / BİRLEŞTİRME - BİTİŞ - DÖNÜŞ - DERZ SİSTEM PROFİLLERİ



**CODE / KOD**  
**21-294-00**

**THEORETICAL WEIGHT kg/m**  
TEORİK AĞIRLIK kg/m

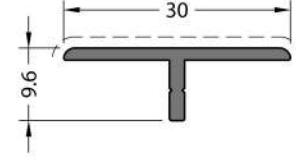
**0.097**



**CODE / KOD**  
**16148**

**THEORETICAL WEIGHT kg/m**  
TEORİK AĞIRLIK kg/m

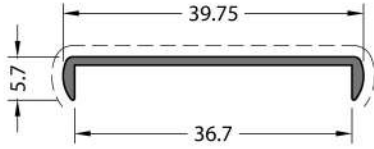
**0.119**



**CODE / KOD**  
**16147**

**THEORETICAL WEIGHT kg/m**  
TEORİK AĞIRLIK kg/m

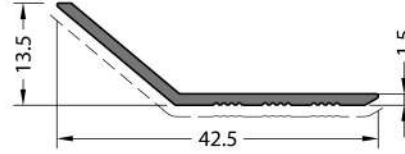
**0.170**



**CODE / KOD**  
**21-296-00**

**THEORETICAL WEIGHT kg/m**  
TEORİK AĞIRLIK kg/m

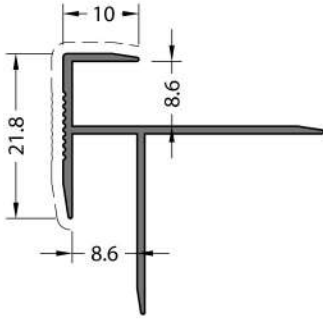
**0.146**



**CODE / KOD**  
**21-298-00**

**THEORETICAL WEIGHT kg/m**  
TEORİK AĞIRLIK kg/m

**0.180**

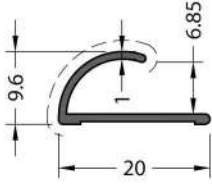


**CODE / KOD**  
**21-297-00**

**THEORETICAL WEIGHT kg/m**  
TEORİK AĞIRLIK kg/m

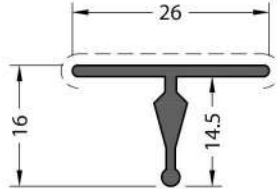
**0.232**

CHIPBOARD SYSTEM PROFILES FOR ENDING CORNERING / BİRLEŞTİRME - BİTİŞ - DÖNÜŞ - DERZ SİSTEM PROFİLLERİ



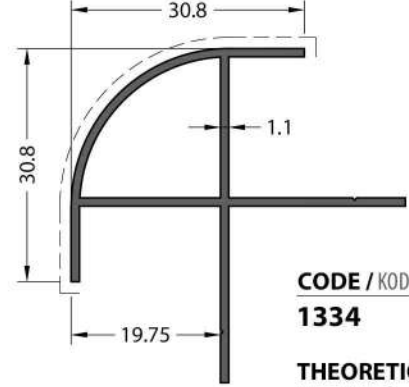
CODE / KOD  
**21-172-010**

THEORETICAL  
WEIGHT kg/m  
TEORİK AĞIRLIK kg/m  
**0.099**



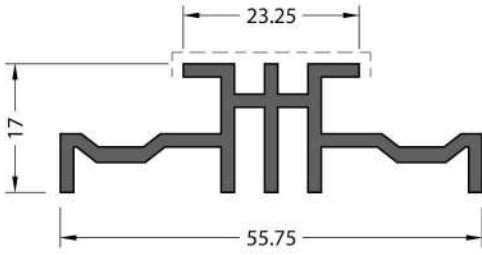
CODE / KOD  
**21-160-00**

THEORETICAL  
WEIGHT kg/m  
TEORİK AĞIRLIK kg/m  
**0.190**



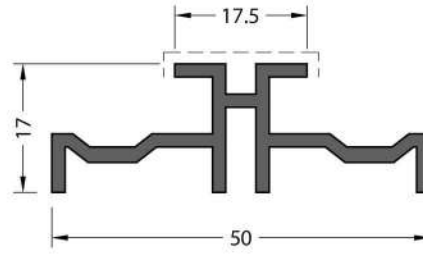
CODE / KOD  
**1334**

THEORETICAL  
WEIGHT kg/m  
TEORİK AĞIRLIK kg/m  
**0.406**



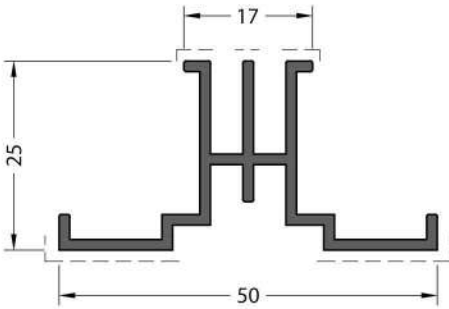
CODE / KOD  
**12556**

THEORETICAL  
WEIGHT kg/m  
TEORİK AĞIRLIK kg/m  
**0.606**



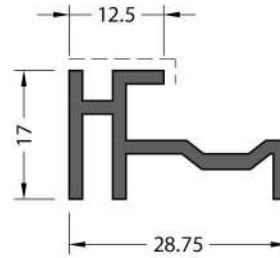
CODE / KOD  
**12557**

THEORETICAL  
WEIGHT kg/m  
TEORİK AĞIRLIK kg/m  
**0.507**



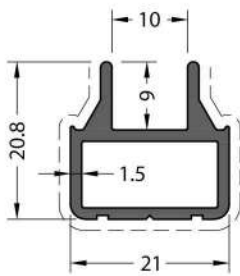
CODE / KOD  
**12148**

THEORETICAL  
WEIGHT kg/m  
TEORİK AĞIRLIK kg/m  
**0.473**



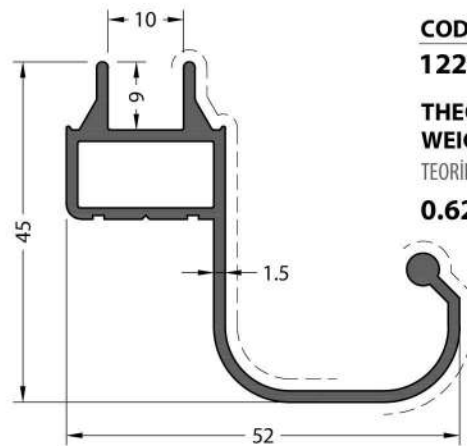
CODE / KOD  
**12558**

THEORETICAL  
WEIGHT kg/m  
TEORİK AĞIRLIK kg/m  
**0.343**



CODE / KOD  
**12199**

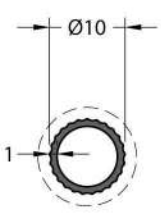
THEORETICAL  
WEIGHT kg/m  
TEORİK AĞIRLIK kg/m  
**0.330**



CODE / KOD  
**12200**

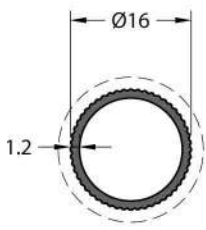
THEORETICAL  
WEIGHT kg/m  
TEORİK AĞIRLIK kg/m  
**0.626**

HANGER RODS / ELBİSE ASKI PROFİLLERİ



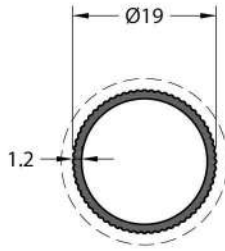
CODE / KOD  
**21-204-010**

THEORETICAL WEIGHT kg/m  
TEORİK AĞIRLIK kg/m  
**0.066**



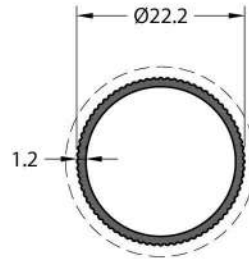
CODE / KOD  
**21-193-012**

THEORETICAL WEIGHT kg/m  
TEORİK AĞIRLIK kg/m  
**0.137**



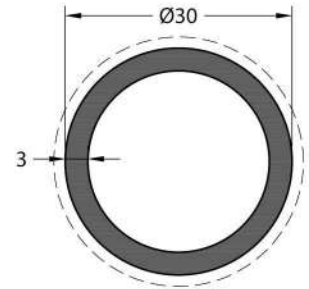
CODE / KOD  
**21-192-012**

THEORETICAL WEIGHT kg/m  
TEORİK AĞIRLIK kg/m  
**0.165**



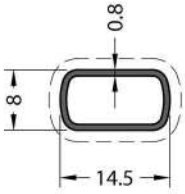
CODE / KOD  
**21-191-012**

THEORETICAL WEIGHT kg/m  
TEORİK AĞIRLIK kg/m  
**0.195**



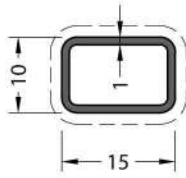
CODE / KOD  
**10-119-030**

THEORETICAL WEIGHT kg/m  
TEORİK AĞIRLIK kg/m  
**0.687**



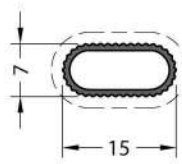
CODE / KOD  
**14169**

THEORETICAL WEIGHT kg/m  
TEORİK AĞIRLIK kg/m  
**0.082**



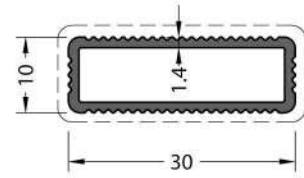
CODE / KOD  
**12-166-010R**

THEORETICAL WEIGHT kg/m  
TEORİK AĞIRLIK kg/m  
**0.117**



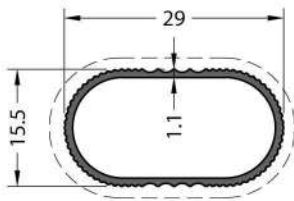
CODE / KOD  
**14413**

THEORETICAL WEIGHT kg/m  
TEORİK AĞIRLIK kg/m  
**0.073**



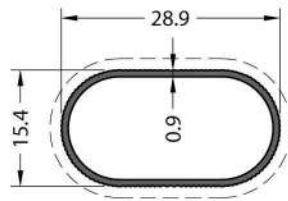
CODE / KOD  
**21-194-014**

THEORETICAL WEIGHT kg/m  
TEORİK AĞIRLIK kg/m  
**0.243**



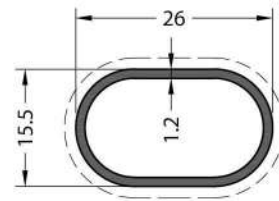
CODE / KOD  
**21-205-011**

THEORETICAL WEIGHT kg/m  
TEORİK AĞIRLIK kg/m  
**0.188**



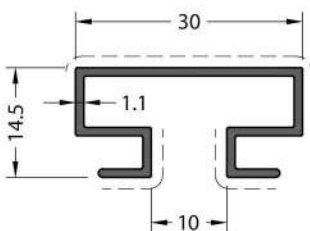
CODE / KOD  
**14420**

THEORETICAL WEIGHT kg/m  
TEORİK AĞIRLIK kg/m  
**0.168**



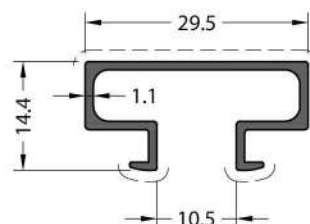
CODE / KOD  
**1823**

THEORETICAL WEIGHT kg/m  
TEORİK AĞIRLIK kg/m  
**0.214**



CODE / KOD  
**21-117-011**

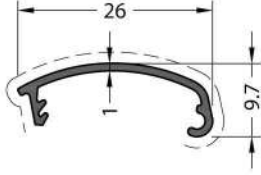
THEORETICAL WEIGHT kg/m  
TEORİK AĞIRLIK kg/m  
**0.256**



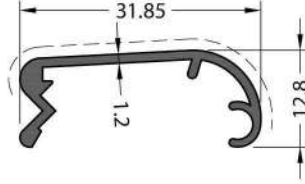
CODE / KOD  
**1333**

THEORETICAL WEIGHT kg/m  
TEORİK AĞIRLIK kg/m  
**0.238**

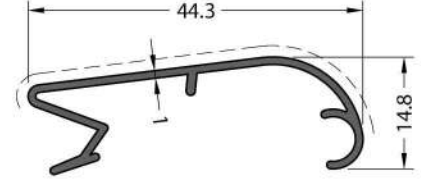
POSTER FRAME PROFILES FOR ADVERTISEMENT - CLICK OPEN - SHUT PROFILES  
REKLAM PROFİLLERİ - AÇ / KAPA SİSTEMLERİ



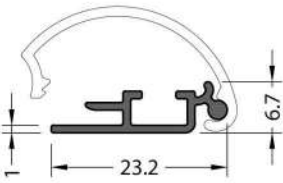
**CODE / KOD**  
**21-134-010** **THEORETICAL WEIGHT kg/m**  
TEORİK AĞIRLIK kg/m  
**0.108**



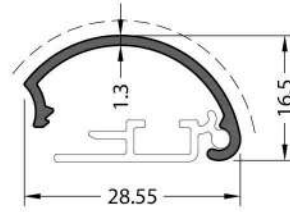
**CODE / KOD**  
**21-135-012** **THEORETICAL WEIGHT kg/m**  
TEORİK AĞIRLIK kg/m  
**0.209**



**CODE / KOD**  
**21-136-010** **THEORETICAL WEIGHT kg/m**  
TEORİK AĞIRLIK kg/m  
**0.232**

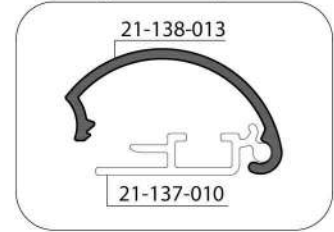


**CODE / KOD**  
**21-137-010** **THEORETICAL WEIGHT kg/m**  
TEORİK AĞIRLIK kg/m  
**0.121**

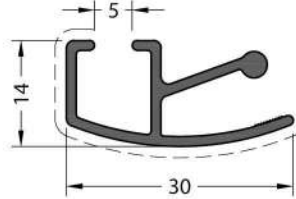


**CODE / KOD**  
**21-138-013** **THEORETICAL WEIGHT kg/m**  
TEORİK AĞIRLIK kg/m  
**0.170**

Application / Uygulama

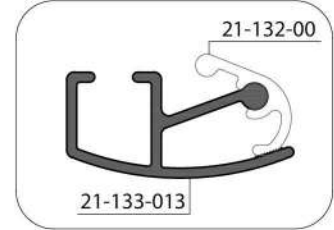


**CODE / KOD**  
**21-132-00** **THEORETICAL WEIGHT kg/m**  
TEORİK AĞIRLIK kg/m  
**0.114**

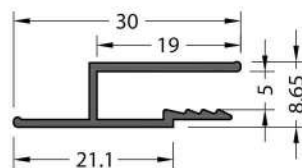


**CODE / KOD**  
**21-133-013** **THEORETICAL WEIGHT kg/m**  
TEORİK AĞIRLIK kg/m  
**0.270**

Application / Uygulama



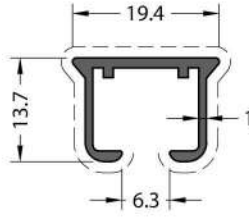
TENSION CEILING PROFILE / GERGİ TAVAN PROFİLİ



Mill Finish / Pres  
No visible surface. / Görünen yüzeyi yoktur.

**CODE / KOD**  
**21-181-010** **THEORETICAL WEIGHT kg/m**  
TEORİK AĞIRLIK kg/m  
**0.162**

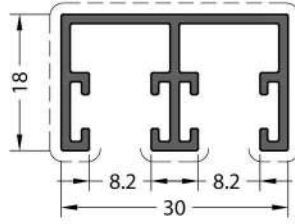
OTHER PROFILES / DİĞER PROFİLLER



**CODE / KOD**  
**21-163-00**

**THEORETICAL WEIGHT kg/m**  
TEORİK AĞIRLIK kg/m

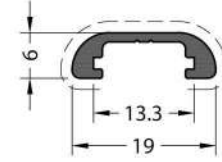
**0.168**



**CODE / KOD**  
**21-173-012**

**THEORETICAL WEIGHT kg/m**  
TEORİK AĞIRLIK kg/m

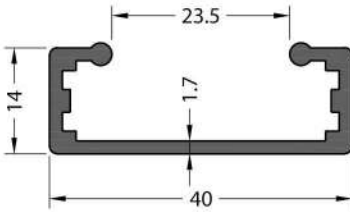
**0.362**



**CODE / KOD**  
**21-131-00**

**THEORETICAL WEIGHT kg/m**  
TEORİK AĞIRLIK kg/m

**0.126**

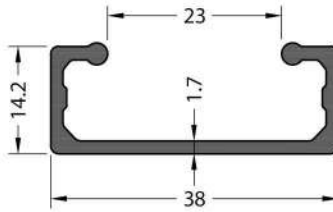


**Mill Finish / Pres**  
**No visible surface.** / Görünen yüzeyi yoktur.

**CODE / KOD**  
**21-188-00**

**THEORETICAL WEIGHT kg/m**  
TEORİK AĞIRLIK kg/m

**0.408**

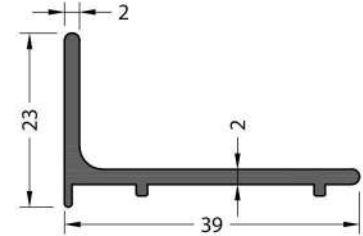


**Mill Finish / Pres**  
**No visible surface.** / Görünen yüzeyi yoktur.

**CODE / KOD**  
**21-108-00**

**THEORETICAL WEIGHT kg/m**  
TEORİK AĞIRLIK kg/m

**0.368**

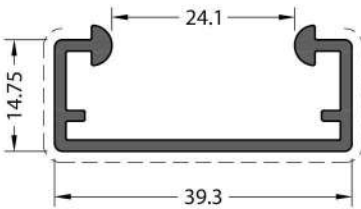


**Mill Finish / Pres**  
**No visible surface.** / Görünen yüzeyi yoktur.

**CODE / KOD**  
**21-109-00**

**THEORETICAL WEIGHT kg/m**  
TEORİK AĞIRLIK kg/m

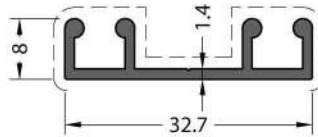
**0.331**



**CODE / KOD**  
**14168**

**THEORETICAL WEIGHT kg/m**  
TEORİK AĞIRLIK kg/m

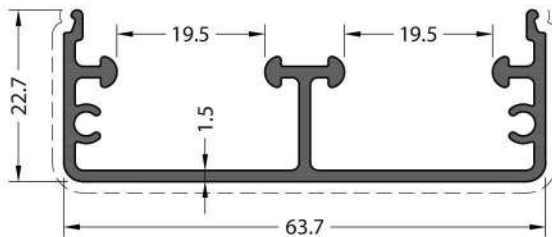
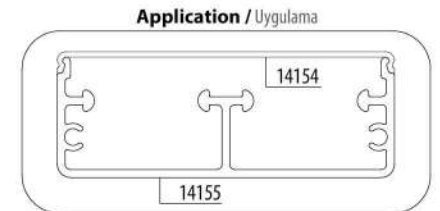
**0.371**



**CODE / KOD**  
**14449**

**THEORETICAL WEIGHT kg/m**  
TEORİK AĞIRLIK kg/m

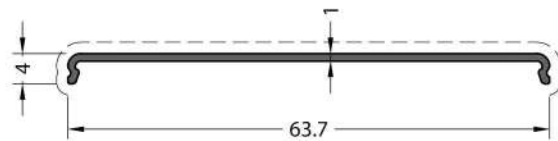
**0.235**



**CODE / KOD**  
**14155**

**THEORETICAL WEIGHT kg/m**  
TEORİK AĞIRLIK kg/m

**0.644**

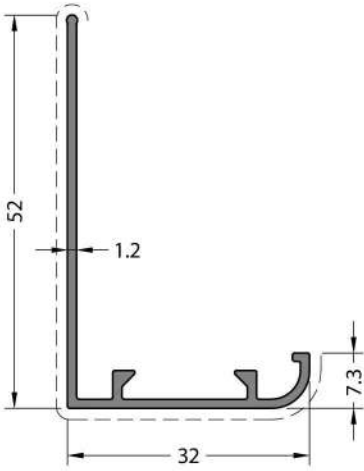


**CODE / KOD**  
**14154**

**THEORETICAL WEIGHT kg/m**  
TEORİK AĞIRLIK kg/m

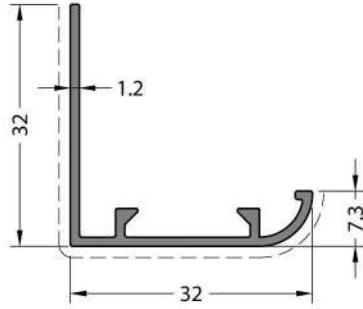
**0.186**

OTHER PROFILES / DİĞER PROFİLLER



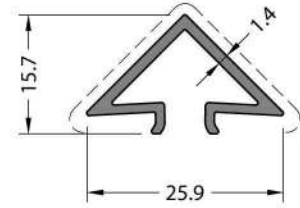
**CODE / KOD**  
**21-177-012**

**THEORETICAL WEIGHT kg/m**  
TEORİK AĞIRLIK kg/m  
**0.321**



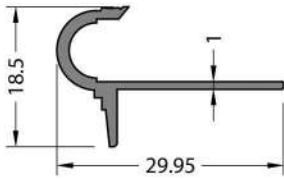
**CODE / KOD**  
**21-176-012**

**THEORETICAL WEIGHT kg/m**  
TEORİK AĞIRLIK kg/m  
**0.254**



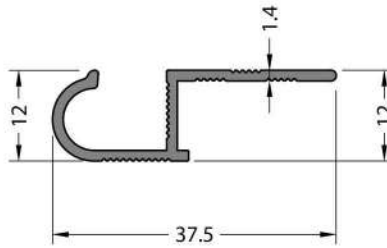
**CODE / KOD**  
**21-220-00**

**THEORETICAL WEIGHT kg/m**  
TEORİK AĞIRLIK kg/m  
**0.204**



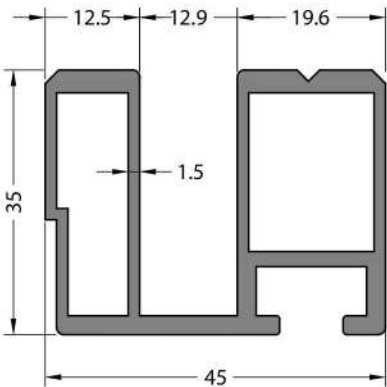
**CODE / KOD**  
**21-150-00**

**THEORETICAL WEIGHT kg/m**  
TEORİK AĞIRLIK kg/m  
**0.174**



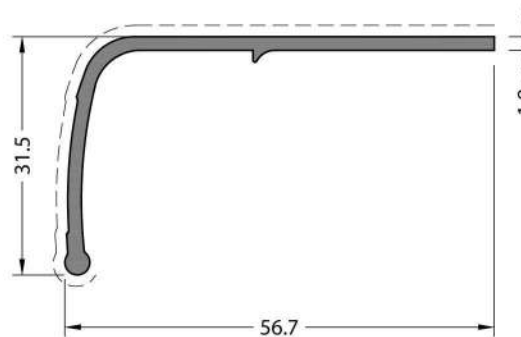
**CODE / KOD**  
**21-151-014**

**THEORETICAL WEIGHT kg/m**  
TEORİK AĞIRLIK kg/m  
**0.217**



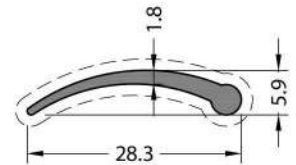
**CODE / KOD**  
**21-149-00**

**THEORETICAL WEIGHT kg/m**  
TEORİK AĞIRLIK kg/m  
**1.088**



**CODE / KOD**  
**21-183-018**

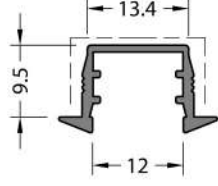
**THEORETICAL WEIGHT kg/m**  
TEORİK AĞIRLIK kg/m  
**0.417**



**CODE / KOD**  
**21-175-00**

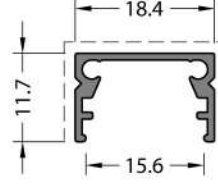
**THEORETICAL WEIGHT kg/m**  
TEORİK AĞIRLIK kg/m  
**0.150**

OTHER PROFILES / LED PROFİLLERİ



**CODE / KOD**  
**16149**

**THEORETICAL WEIGHT kg/m**  
TEORİK AĞIRLIK kg/m  
**0.130**



**CODE / KOD**  
**16150**

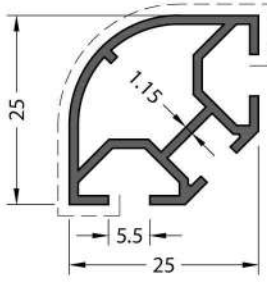
**THEORETICAL WEIGHT kg/m**  
TEORİK AĞIRLIK kg/m  
**0.132**

# **DECORATIVE SHELF PARTITION PROFILES**

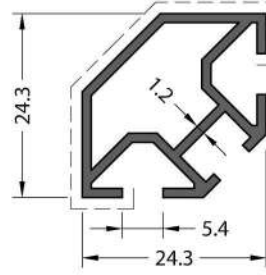
GRIYAJ RAF BÖLME PROFİLLERİ



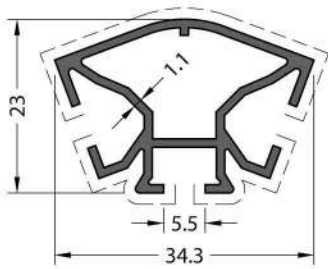
DECORATIVE SHELF PARTITION PROFILES / GRIYAJ RAF BÖLME PROFİLLERİ



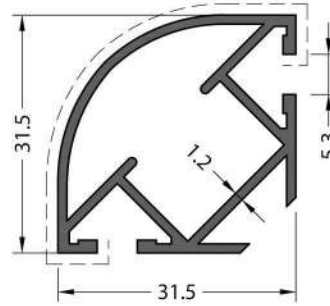
**CODE / KOD**  
**1305**  
**THEORETICAL WEIGHT kg/m**  
TEORİK AĞIRLIK kg/m  
**0.361**



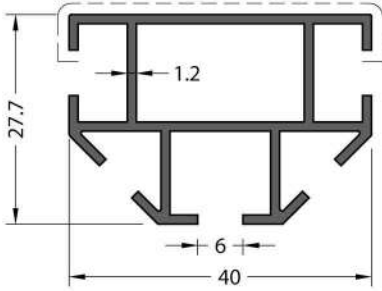
**CODE / KOD**  
**1307**  
**THEORETICAL WEIGHT kg/m**  
TEORİK AĞIRLIK kg/m  
**0.368**



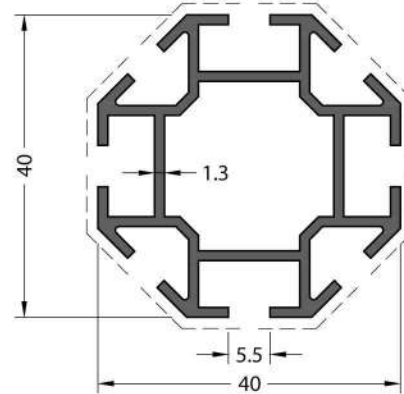
**CODE / KOD**  
**1310**  
**THEORETICAL WEIGHT kg/m**  
TEORİK AĞIRLIK kg/m  
**0.391**



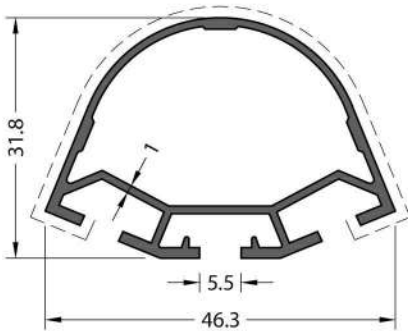
**CODE / KOD**  
**1316**  
**THEORETICAL WEIGHT kg/m**  
TEORİK AĞIRLIK kg/m  
**0.520**



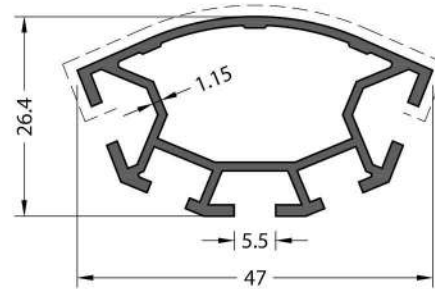
**CODE / KOD**  
**1315**  
**THEORETICAL WEIGHT kg/m**  
TEORİK AĞIRLIK kg/m  
**0.562**



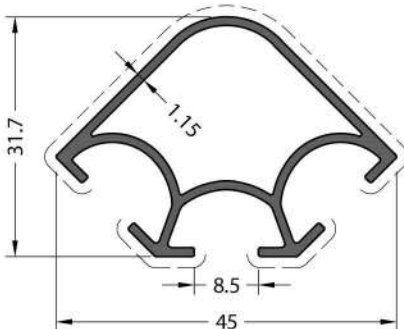
**CODE / KOD**  
**1317**  
**THEORETICAL WEIGHT kg/m**  
TEORİK AĞIRLIK kg/m  
**0.791**



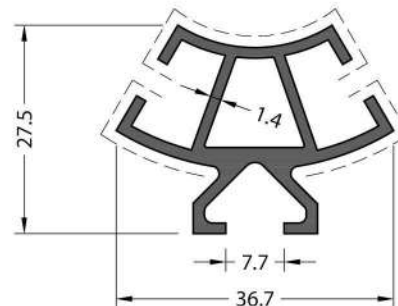
**CODE / KOD**  
**1324**  
**THEORETICAL WEIGHT kg/m**  
TEORİK AĞIRLIK kg/m  
**0.484**



**CODE / KOD**  
**1329**  
**THEORETICAL WEIGHT kg/m**  
TEORİK AĞIRLIK kg/m  
**0.551**

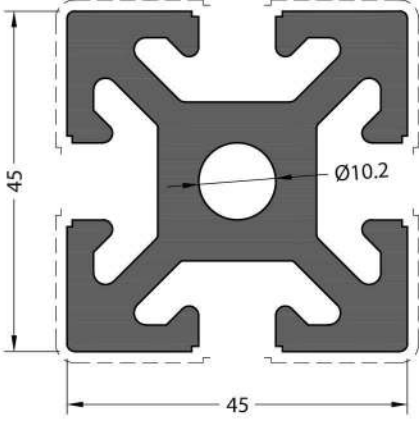


**CODE / KOD**  
**14085**  
**THEORETICAL WEIGHT kg/m**  
TEORİK AĞIRLIK kg/m  
**0.470**



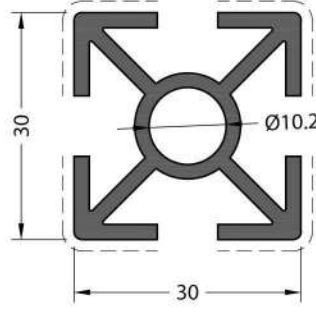
**CODE / KOD**  
**1328**  
**THEORETICAL WEIGHT kg/m**  
TEORİK AĞIRLIK kg/m  
**0.552**

DECORATIVE SHELF PARTITION PROFILES / GRIYAJ RAF BÖLME PROFİLLERİ



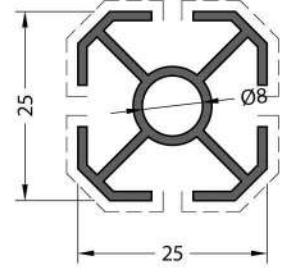
**CODE / KOD**  
**1322**

**THEORETICAL WEIGHT kg/m**  
TEORİK AĞIRLIK kg/m  
**2.932**



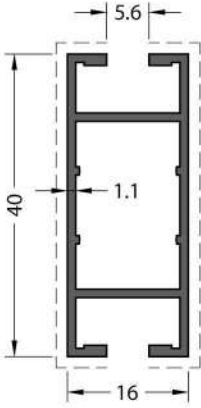
**CODE / KOD**  
**1323**

**THEORETICAL WEIGHT kg/m**  
TEORİK AĞIRLIK kg/m  
**0.862**



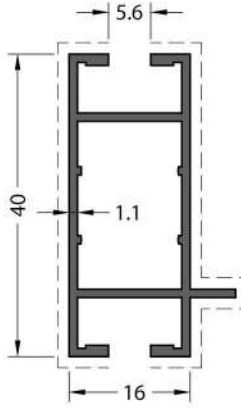
**CODE / KOD**  
**1308**

**THEORETICAL WEIGHT kg/m**  
TEORİK AĞIRLIK kg/m  
**0.409**



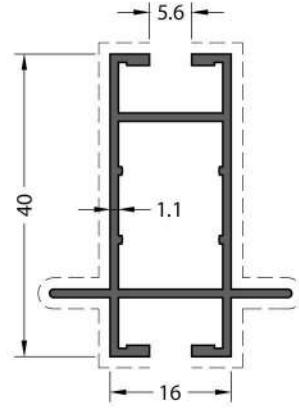
**CODE / KOD**  
**1319**

**THEORETICAL WEIGHT kg/m**  
TEORİK AĞIRLIK kg/m  
**0.387**



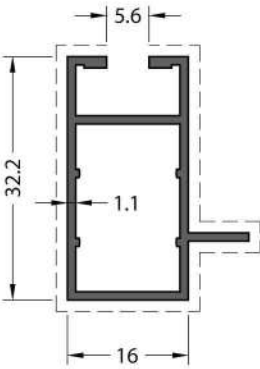
**CODE / KOD**  
**1306**

**THEORETICAL WEIGHT kg/m**  
TEORİK AĞIRLIK kg/m  
**0.405**



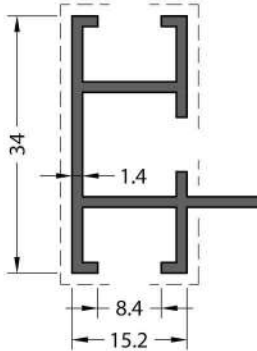
**CODE / KOD**  
**1320**

**THEORETICAL WEIGHT kg/m**  
TEORİK AĞIRLIK kg/m  
**0.434**



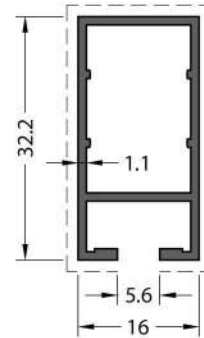
**CODE / KOD**  
**1311**

**THEORETICAL WEIGHT kg/m**  
TEORİK AĞIRLIK kg/m  
**0.333**



**CODE / KOD**  
**1336**

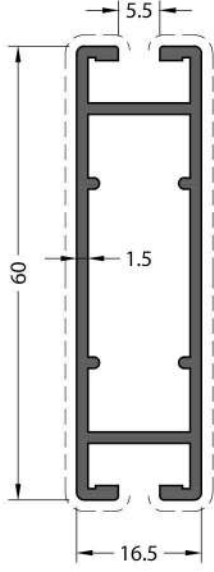
**THEORETICAL WEIGHT kg/m**  
TEORİK AĞIRLIK kg/m  
**0.391**



**CODE / KOD**  
**1331**

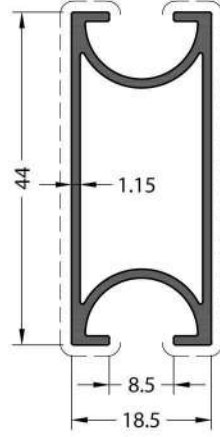
**THEORETICAL WEIGHT kg/m**  
TEORİK AĞIRLIK kg/m  
**0.310**

DECORATIVE SHELF PARTITION PROFILES / GRIYAJ RAF BÖLME PROFİLLERİ



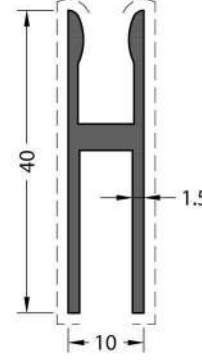
CODE / KOD  
**1321**

**THEORETICAL WEIGHT kg/m**  
TEORİK AĞIRLIK kg/m  
**0.692**



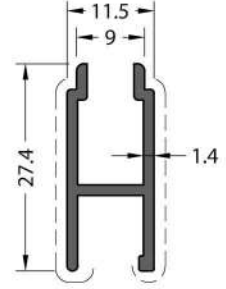
CODE / KOD  
**14086**

**THEORETICAL WEIGHT kg/m**  
TEORİK AĞIRLIK kg/m  
**0.473**



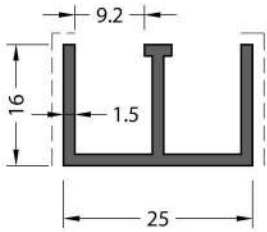
CODE / KOD  
**1312**

**THEORETICAL WEIGHT kg/m**  
TEORİK AĞIRLIK kg/m  
**0.388**



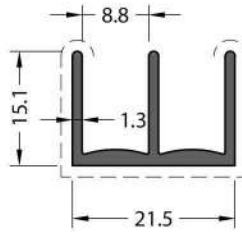
CODE / KOD  
**1325**

**THEORETICAL WEIGHT kg/m**  
TEORİK AĞIRLIK kg/m  
**0.250**



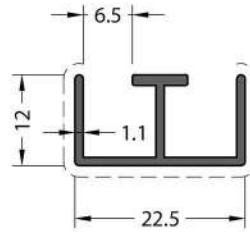
CODE / KOD  
**1313**

**THEORETICAL WEIGHT kg/m**  
TEORİK AĞIRLIK kg/m  
**0.286**



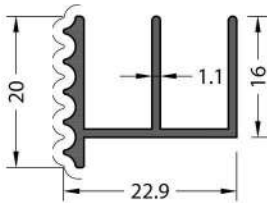
CODE / KOD  
**1327**

**THEORETICAL WEIGHT kg/m**  
TEORİK AĞIRLIK kg/m  
**0.247**



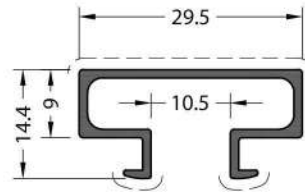
CODE / KOD  
**1332**

**THEORETICAL WEIGHT kg/m**  
TEORİK AĞIRLIK kg/m  
**0.186**



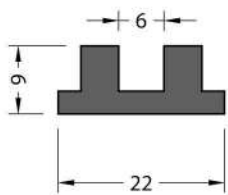
CODE / KOD  
**1195**

**THEORETICAL WEIGHT kg/m**  
TEORİK AĞIRLIK kg/m  
**0.235**



CODE / KOD  
**1333**

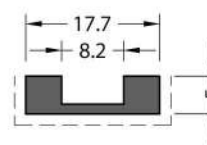
**THEORETICAL WEIGHT kg/m**  
TEORİK AĞIRLIK kg/m  
**0.238**



Mill Finish / Pres  
No visible surface. / Görünen yüzeyi yoktur.

CODE / KOD  
**1314**

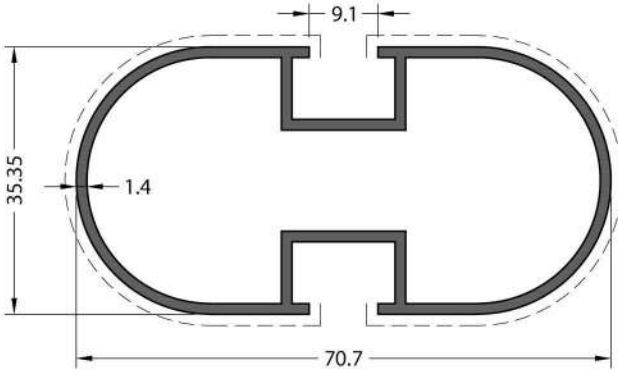
**THEORETICAL WEIGHT kg/m**  
TEORİK AĞIRLIK kg/m  
**0.340**



CODE / KOD  
**1326**

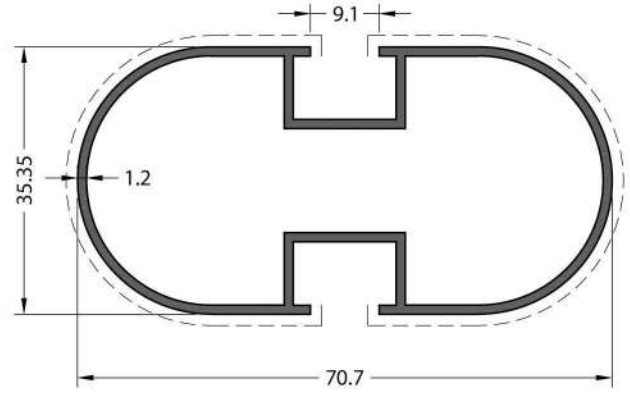
**THEORETICAL WEIGHT kg/m**  
TEORİK AĞIRLIK kg/m  
**0.157**

DECORATIVE SHELF PARTITION PROFILES / GRIYAJ RAF BÖLME PROFİLLERİ



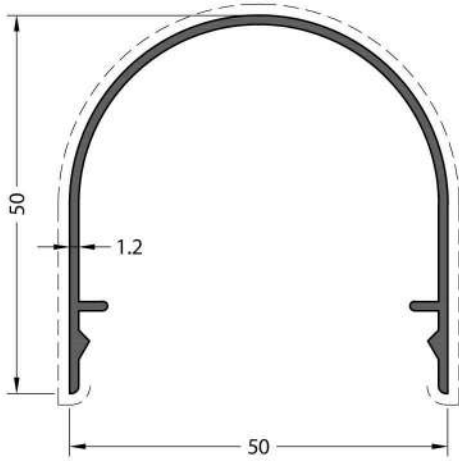
CODE / KOD  
**1309**

THEORETICAL  
WEIGHT kg/m  
TEORİK AĞIRLIK kg/m  
**0.850**



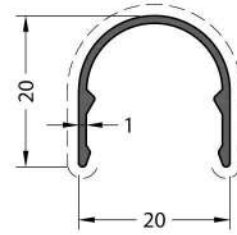
CODE / KOD  
**1330**

THEORETICAL  
WEIGHT kg/m  
TEORİK AĞIRLIK kg/m  
**0.730**



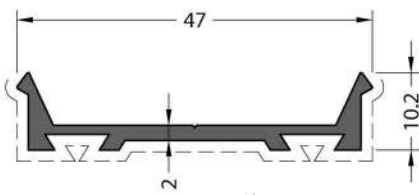
CODE / KOD  
**1301**

THEORETICAL  
WEIGHT kg/m  
TEORİK AĞIRLIK kg/m  
**0.448**



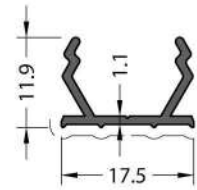
CODE / KOD  
**1302**

THEORETICAL  
WEIGHT kg/m  
TEORİK AĞIRLIK kg/m  
**0.150**



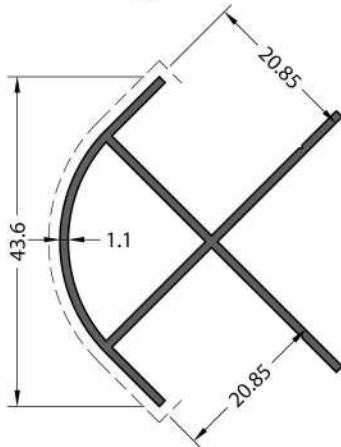
CODE / KOD  
**1303**

THEORETICAL  
WEIGHT kg/m  
TEORİK AĞIRLIK kg/m  
**0.319**



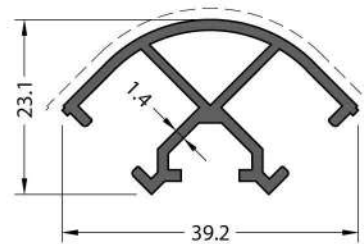
CODE / KOD  
**1304**

THEORETICAL  
WEIGHT kg/m  
TEORİK AĞIRLIK kg/m  
**0.125**



CODE / KOD  
**1334**

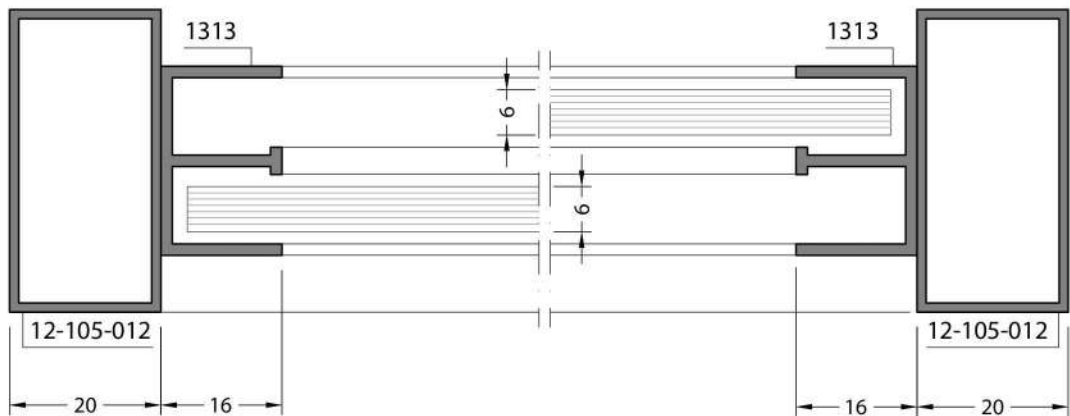
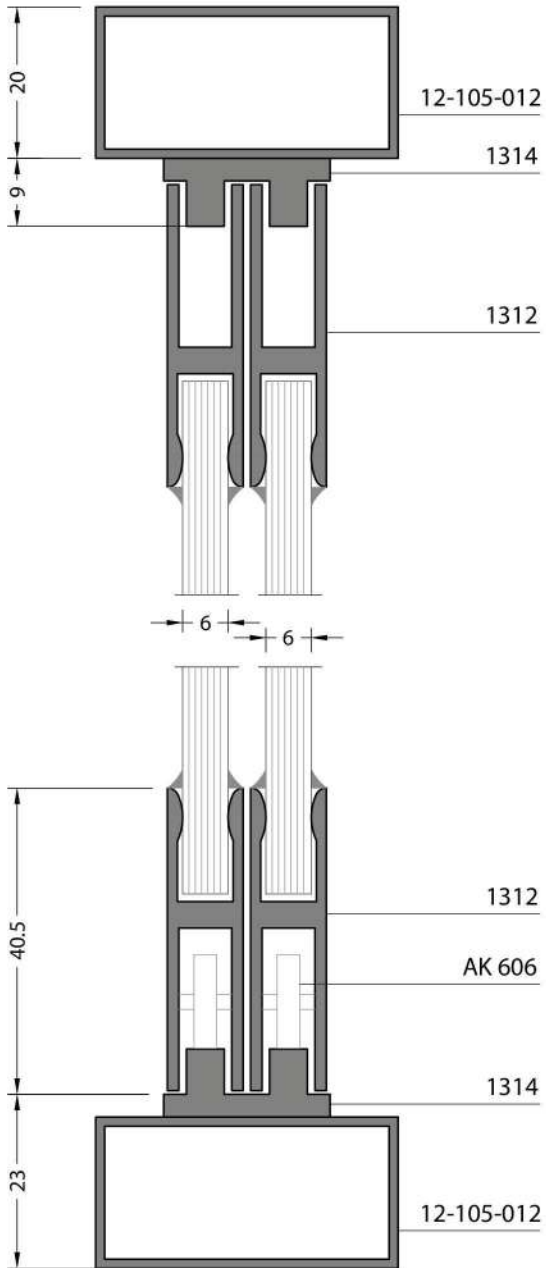
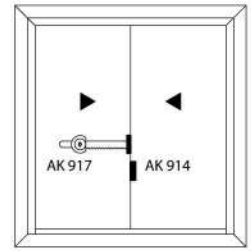
THEORETICAL  
WEIGHT kg/m  
TEORİK AĞIRLIK kg/m  
**0.406**



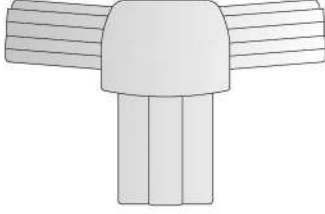
CODE / KOD  
**1335**

THEORETICAL  
WEIGHT kg/m  
TEORİK AĞIRLIK kg/m  
**0.415**

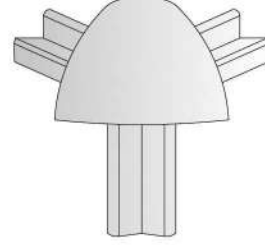
DECORATIVE SHELF PARTITION PROFILES / GRIYAJ RAF BÖLME PROFİLLERİ



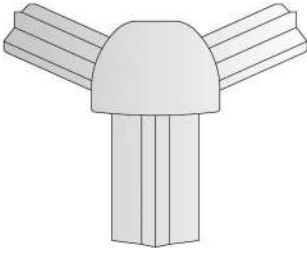
DECORATIVE SHELVES PARTITION ACCESORIES / GRIYAJ RAF BÖLME AKSESUARLARI



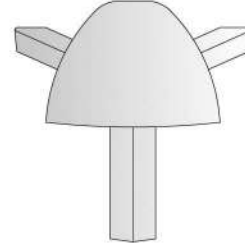
AK 903A 90° + 90° + 135°  
AK 903B 90° + 90° + 120°



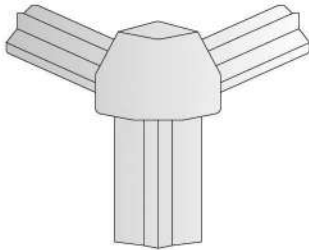
AK 904 90° + 90° + 90°



AK 903 90° + 90° + 90°



AK 904A 90° + 90° + 90°



AK 903C 90° + 90° + 90°



AK 901 KAYIT BAĞLANTI

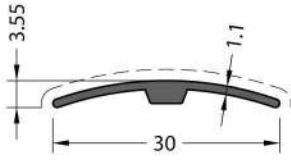


# **CARPET - TILE PROFILES**

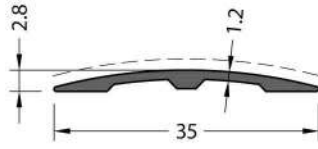
HALI - FAYANS PROFİLLERİ



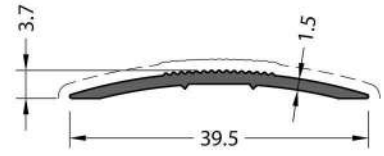
CARPET PROFILES / HALI PROFİLLERİ



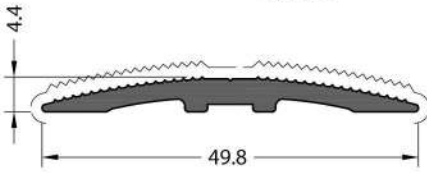
**CODE / KOD**  
**20-141-00** **THEORETICAL WEIGHT kg/m**  
TEORİK AĞIRLIK kg/m  
**0.115**



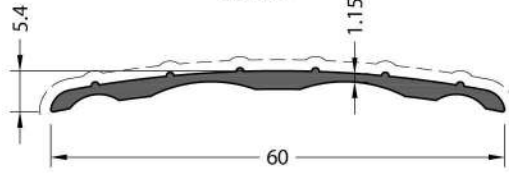
**CODE / KOD**  
**20-138-00** **THEORETICAL WEIGHT kg/m**  
TEORİK AĞIRLIK kg/m  
**0.133**



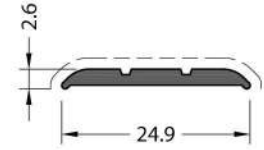
**CODE / KOD**  
**20-124-00** **THEORETICAL WEIGHT kg/m**  
TEORİK AĞIRLIK kg/m  
**0.157**



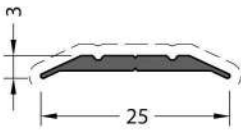
**CODE / KOD**  
**20-101-00** **THEORETICAL WEIGHT kg/m**  
TEORİK AĞIRLIK kg/m  
**0.354**



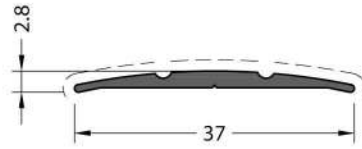
**CODE / KOD**  
**20-128-00** **THEORETICAL WEIGHT kg/m**  
TEORİK AĞIRLIK kg/m  
**0.298**



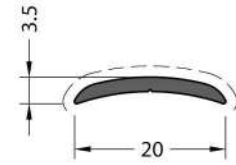
**CODE / KOD**  
**20-111-00** **THEORETICAL WEIGHT kg/m**  
TEORİK AĞIRLIK kg/m  
**0.126**



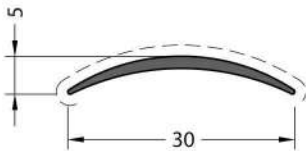
**CODE / KOD**  
**20-127-00** **THEORETICAL WEIGHT kg/m**  
TEORİK AĞIRLIK kg/m  
**0.103**



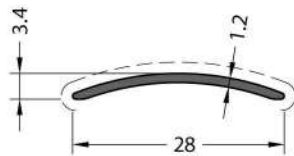
**CODE / KOD**  
**20-123-00** **THEORETICAL WEIGHT kg/m**  
TEORİK AĞIRLIK kg/m  
**0.157**



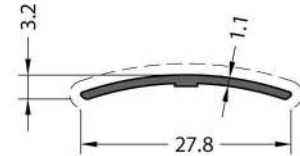
**CODE / KOD**  
**20-121-00** **THEORETICAL WEIGHT kg/m**  
TEORİK AĞIRLIK kg/m  
**0.097**



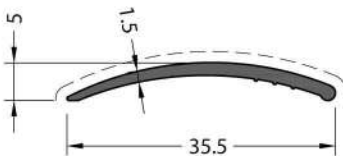
**CODE / KOD**  
**20-122-00** **THEORETICAL WEIGHT kg/m**  
TEORİK AĞIRLIK kg/m  
**0.106**



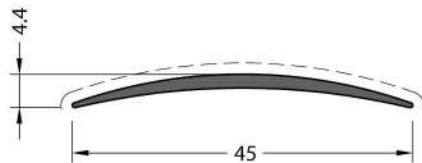
**CODE / KOD**  
**20-133-012** **THEORETICAL WEIGHT kg/m**  
TEORİK AĞIRLIK kg/m  
**0.090**



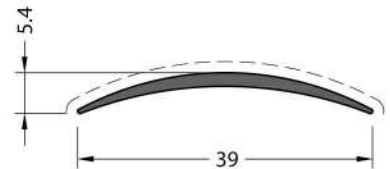
**CODE / KOD**  
**20-132-00** **THEORETICAL WEIGHT kg/m**  
TEORİK AĞIRLIK kg/m  
**0.086**



**CODE / KOD**  
**20-108-00** **THEORETICAL WEIGHT kg/m**  
TEORİK AĞIRLIK kg/m  
**0.153**

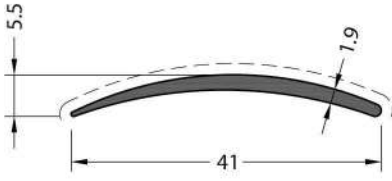


**CODE / KOD**  
**20-149-00** **THEORETICAL WEIGHT kg/m**  
TEORİK AĞIRLIK kg/m  
**0.171**

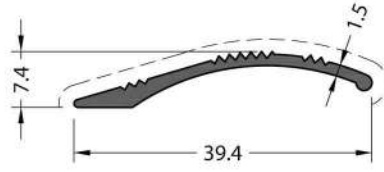


**CODE / KOD**  
**20-148-00** **THEORETICAL WEIGHT kg/m**  
TEORİK AĞIRLIK kg/m  
**0.150**

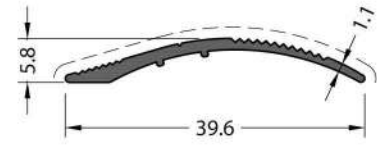
CARPET PROFILES / HALI PROFİLLERİ



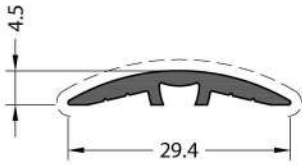
**CODE / KOD**  
**20-103-00** **THEORETICAL WEIGHT kg/m**  
TEORİK AĞIRLIK kg/m  
**0.190**



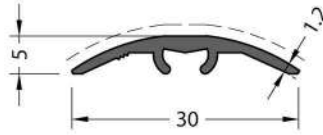
**CODE / KOD**  
**20-130-00** **THEORETICAL WEIGHT kg/m**  
TEORİK AĞIRLIK kg/m  
**0.183**




**CODE / KOD**  
**20-140-00** **THEORETICAL WEIGHT kg/m**  
TEORİK AĞIRLIK kg/m  
**0.157**



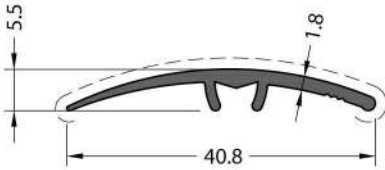
**CODE / KOD**  
**20-109-00** **THEORETICAL WEIGHT kg/m**  
TEORİK AĞIRLIK kg/m  
**0.175**



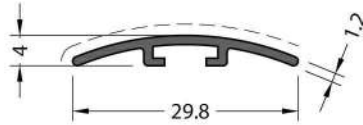
**CODE / KOD**  
**20-137-00** **THEORETICAL WEIGHT kg/m**  
TEORİK AĞIRLIK kg/m  
**0.149**



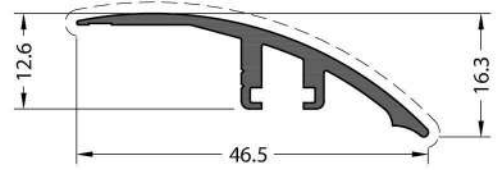
**CODE / KOD**  
**20-131-00** **THEORETICAL WEIGHT kg/m**  
TEORİK AĞIRLIK kg/m  
**0.143**



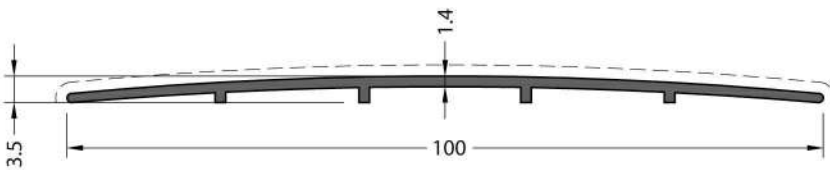
**CODE / KOD**  
**20-110-00** **THEORETICAL WEIGHT kg/m**  
TEORİK AĞIRLIK kg/m  
**0.197**



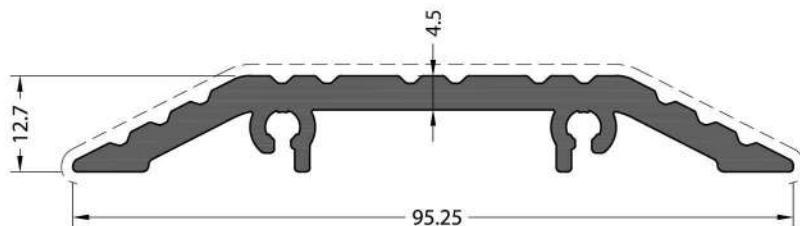
**CODE / KOD**  
**20-114-00** **THEORETICAL WEIGHT kg/m**  
TEORİK AĞIRLIK kg/m  
**0.123**



**CODE / KOD**  
**20-116-00** **THEORETICAL WEIGHT kg/m**  
TEORİK AĞIRLIK kg/m  
**0.311**

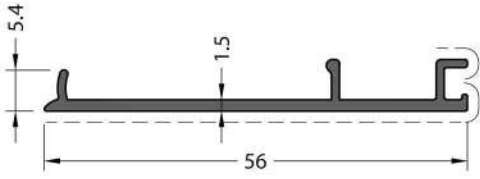


**CODE / KOD**  
**20-147-00** **THEORETICAL WEIGHT kg/m**  
TEORİK AĞIRLIK kg/m  
**0.384**



**CODE / KOD**  
**20-162-00** **THEORETICAL WEIGHT kg/m**  
TEORİK AĞIRLIK kg/m  
**1.269**

CARPET PROFILES / HALI PROFİLLERİ



CODE / KOD

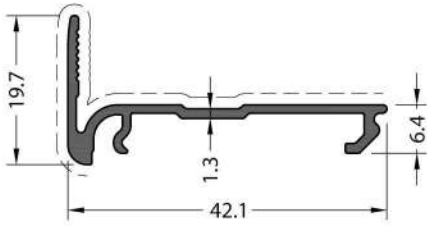
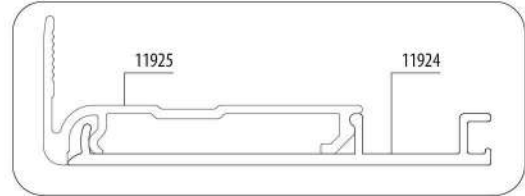
**11924**

**THEORETICAL WEIGHT kg/m**

TEORİK AĞIRLIK kg/m

**0.277**

Application / Uygulama



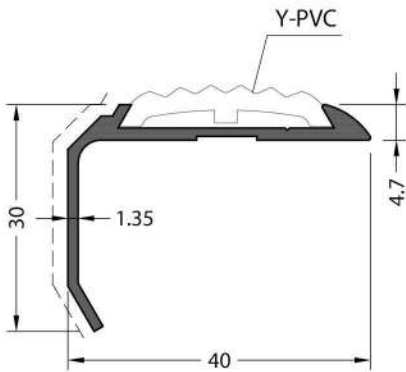
CODE / KOD

**11925**

**THEORETICAL WEIGHT kg/m**

TEORİK AĞIRLIK kg/m

**0.260**



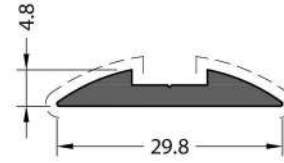
CODE / KOD

**11221**

**THEORETICAL WEIGHT kg/m**

TEORİK AĞIRLIK kg/m

**0.294**



CODE / KOD

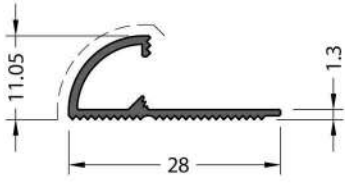
**11260**

**THEORETICAL WEIGHT kg/m**

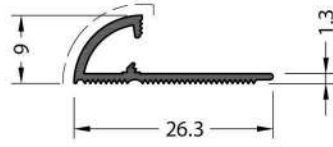
TEORİK AĞIRLIK kg/m

**0.238**

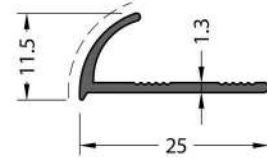
TILE PROFILES / FAYANS PROFİLLERİ



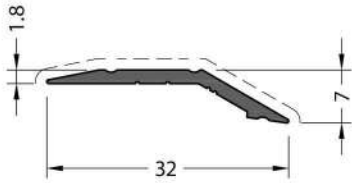
**CODE / KOD**  
**20-117-00** **THEORETICAL**  
**WEIGHT kg/m**  
TEORİK AĞIRLIK kg/m  
**0.132**



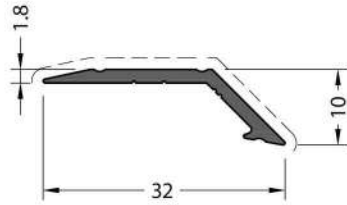
**CODE / KOD**  
**20-115-00** **THEORETICAL**  
**WEIGHT kg/m**  
TEORİK AĞIRLIK kg/m  
**0.118**



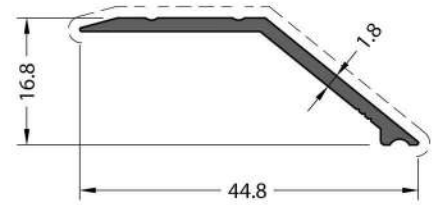
**CODE / KOD**  
**20-145-00** **THEORETICAL**  
**WEIGHT kg/m**  
TEORİK AĞIRLIK kg/m  
**0.121**



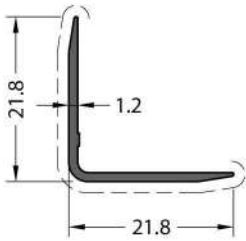
**CODE / KOD**  
**20-150-00** **THEORETICAL**  
**WEIGHT kg/m**  
TEORİK AĞIRLIK kg/m  
**0.141**



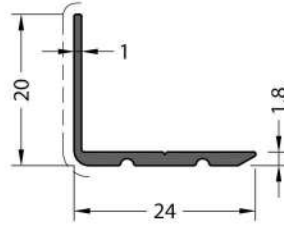
**CODE / KOD**  
**20-151-00** **THEORETICAL**  
**WEIGHT kg/m**  
TEORİK AĞIRLIK kg/m  
**0.159**



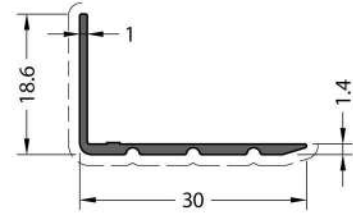
**CODE / KOD**  
**20-154-00** **THEORETICAL**  
**WEIGHT kg/m**  
TEORİK AĞIRLIK kg/m  
**0.232**



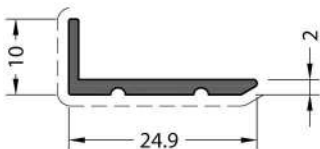
**CODE / KOD**  
**20-107-00** **THEORETICAL**  
**WEIGHT kg/m**  
TEORİK AĞIRLIK kg/m  
**0.126**



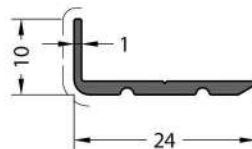
**CODE / KOD**  
**20-125-00** **THEORETICAL**  
**WEIGHT kg/m**  
TEORİK AĞIRLIK kg/m  
**0.152**



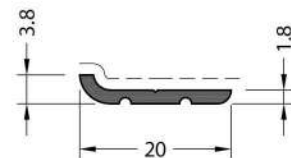
**CODE / KOD**  
**20-104-00** **THEORETICAL**  
**WEIGHT kg/m**  
TEORİK AĞIRLIK kg/m  
**0.145**



**CODE / KOD**  
**20-112-00** **THEORETICAL**  
**WEIGHT kg/m**  
TEORİK AĞIRLIK kg/m  
**0.151**

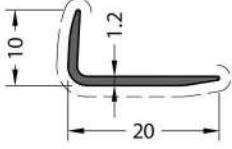


**CODE / KOD**  
**20-126-00** **THEORETICAL**  
**WEIGHT kg/m**  
TEORİK AĞIRLIK kg/m  
**0.125**



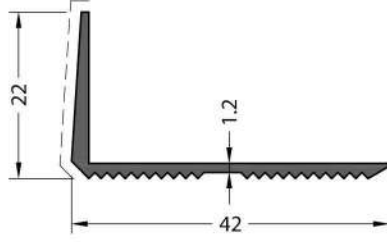
**CODE / KOD**  
**20-146-00** **THEORETICAL**  
**WEIGHT kg/m**  
TEORİK AĞIRLIK kg/m  
**0.093**

TILE PROFILES / FAYANS PROFİLLERİ



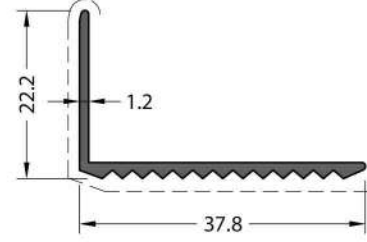
**CODE / KOD**  
**20-105-00**

**THEORETICAL WEIGHT kg/m**  
TEORİK AĞIRLIK kg/m  
**0.083**



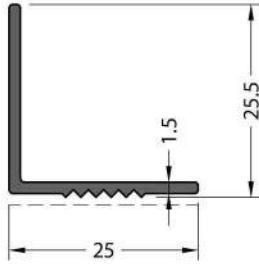
**CODE / KOD**  
**20-139-00**

**THEORETICAL WEIGHT kg/m**  
TEORİK AĞIRLIK kg/m  
**0.258**



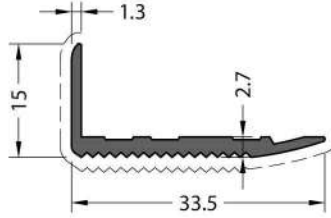
**CODE / KOD**  
**20-135-00**

**THEORETICAL WEIGHT kg/m**  
TEORİK AĞIRLIK kg/m  
**0.222**



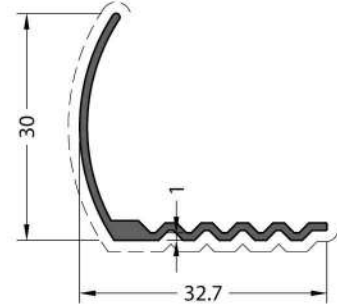
**CODE / KOD**  
**20-158-00**

**THEORETICAL WEIGHT kg/m**  
TEORİK AĞIRLIK kg/m  
**0.197**



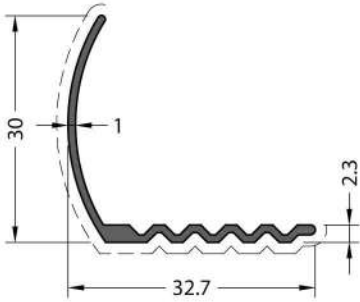
**CODE / KOD**  
**20-142-00**

**THEORETICAL WEIGHT kg/m**  
TEORİK AĞIRLIK kg/m  
**0.224**



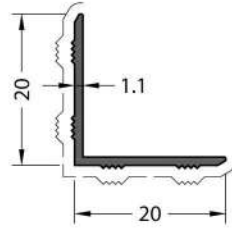
**CODE / KOD**  
**20-156-00**

**THEORETICAL WEIGHT kg/m**  
TEORİK AĞIRLIK kg/m  
**0.189**



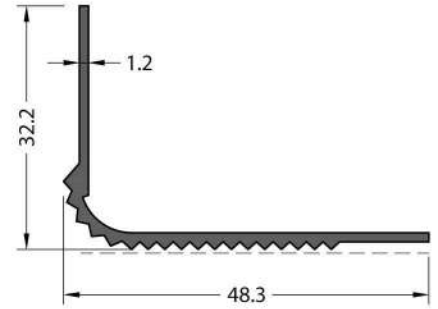
**CODE / KOD**  
**20-129-00**

**THEORETICAL WEIGHT kg/m**  
TEORİK AĞIRLIK kg/m  
**0.185**



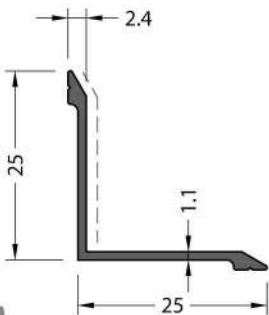
**CODE / KOD**  
**20-152-00**

**THEORETICAL WEIGHT kg/m**  
TEORİK AĞIRLIK kg/m  
**0.121**



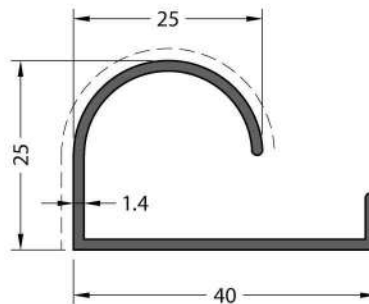
**CODE / KOD**  
**20-153-00**

**THEORETICAL WEIGHT kg/m**  
TEORİK AĞIRLIK kg/m  
**0.306**



**CODE / KOD**  
**20-157-00**

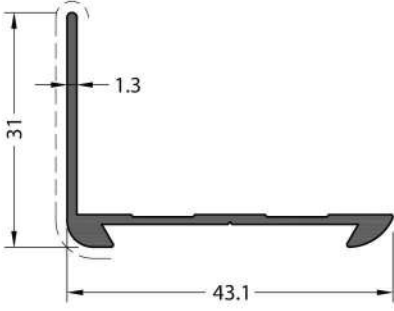
**THEORETICAL WEIGHT kg/m**  
TEORİK AĞIRLIK kg/m  
**0.159**



**CODE / KOD**  
**20-113-014**

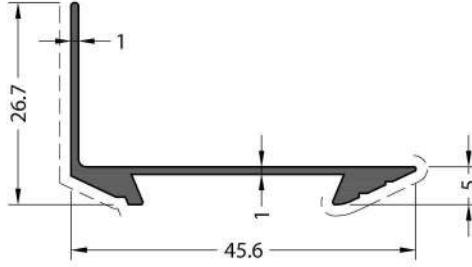
**THEORETICAL WEIGHT kg/m**  
TEORİK AĞIRLIK kg/m  
**0.354**

TILE PROFILES / FAYANS PROFİLLERİ



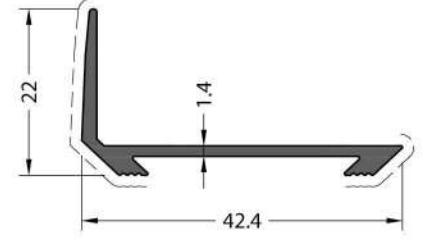
**CODE / KOD**  
**20-134-00**

**THEORETICAL WEIGHT kg/m**  
TEORİK AĞIRLIK kg/m  
**0.294**



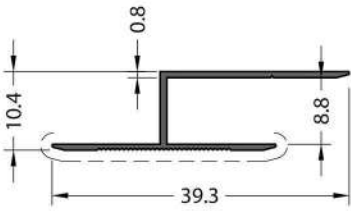
**CODE / KOD**  
**20-143-00**

**THEORETICAL WEIGHT kg/m**  
TEORİK AĞIRLIK kg/m  
**0.286**



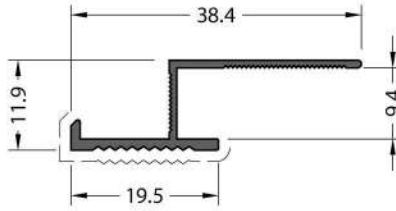
**CODE / KOD**  
**20-155-00**

**THEORETICAL WEIGHT kg/m**  
TEORİK AĞIRLIK kg/m  
**0.284**



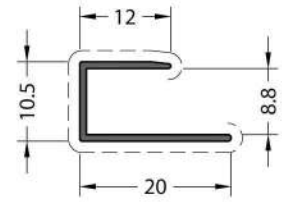
**CODE / KOD**  
**20-136-00**

**THEORETICAL WEIGHT kg/m**  
TEORİK AĞIRLIK kg/m  
**0.129**



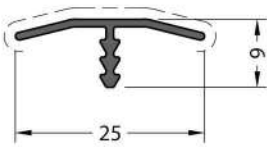
**CODE / KOD**  
**20-144-00**

**THEORETICAL WEIGHT kg/m**  
TEORİK AĞIRLIK kg/m  
**0.161**



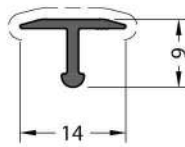
**CODE / KOD**  
**21-130-009**

**THEORETICAL WEIGHT kg/m**  
TEORİK AĞIRLIK kg/m  
**0.094**



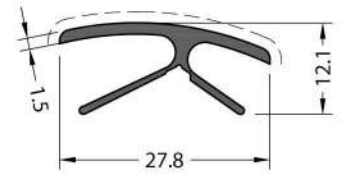
**CODE / KOD**  
**20-102-00**

**THEORETICAL WEIGHT kg/m**  
TEORİK AĞIRLIK kg/m  
**0.103**



**CODE / KOD**  
**20-106-00**

**THEORETICAL WEIGHT kg/m**  
TEORİK AĞIRLIK kg/m  
**0.076**



**CODE / KOD**  
**20-118-00**

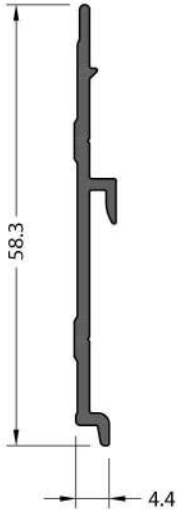
**THEORETICAL WEIGHT kg/m**  
TEORİK AĞIRLIK kg/m  
**0.194**



**PLINTH PROFILES**  
SÜPÜRGELİK PROFİLLERİ

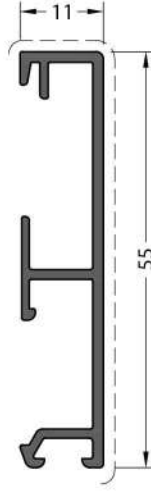


PLINTH PROFILES / SÜPÜRGELİK PROFİLLERİ



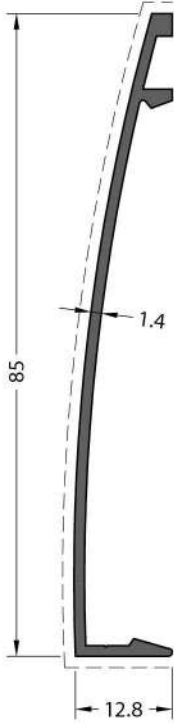
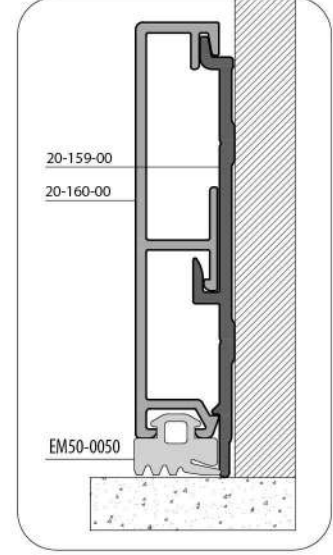
Mill Finish / Pres  
No visible surface. / Görünen yüzeyi yoktur.

**CODE / KOD**     **THEORETICAL**  
**20-159-00**     **WEIGHT kg/m**  
TEORİK AĞIRLIK kg/m  
**0.297**

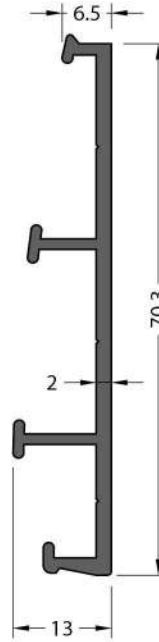


**CODE / KOD**     **THEORETICAL**  
**20-160-00**     **WEIGHT kg/m**  
TEORİK AĞIRLIK kg/m  
**0.384**

Application Details / Uygulama Detayı



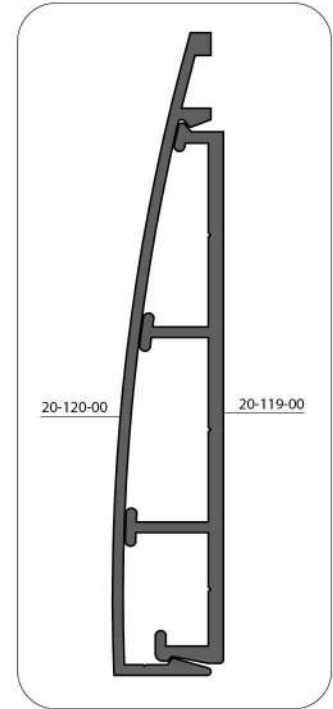
**CODE / KOD**     **THEORETICAL**  
**20-120-00**     **WEIGHT kg/m**  
TEORİK AĞIRLIK kg/m  
**0.407**



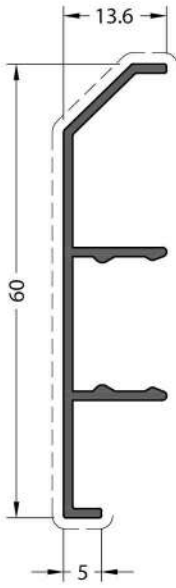
Mill Finish / Pres  
No visible surface. / Görünen yüzeyi yoktur.

**CODE / KOD**     **THEORETICAL**  
**20-119-00**     **WEIGHT kg/m**  
TEORİK AĞIRLIK kg/m  
**0.545**

Application Details / Uygulama Detayı

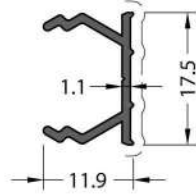


PLINTH PROFILES / SÜPÜRGELİK PROFİLLERİ



**CODE / KOD**  
**21-113-00**

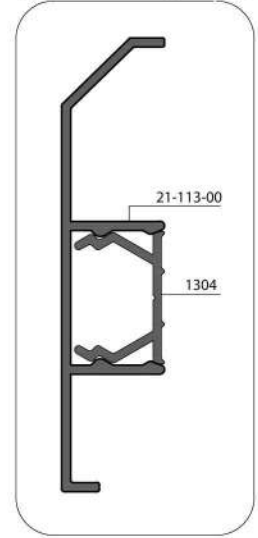
**THEORETICAL WEIGHT kg/m**  
TEORİK AĞIRLIK kg/m  
**0.321**



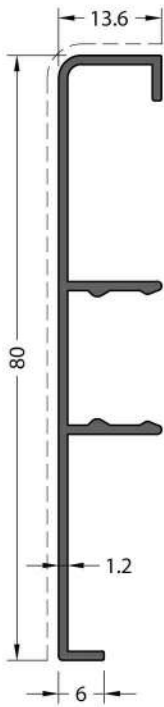
**CODE / KOD**  
**1304**

**THEORETICAL WEIGHT kg/m**  
TEORİK AĞIRLIK kg/m  
**0.125**

Application Details / Uygulama Detayı

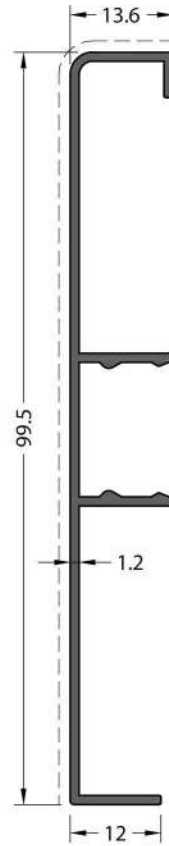
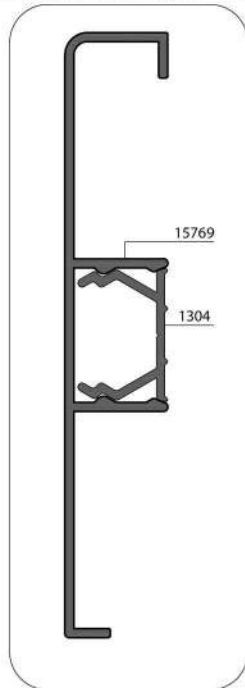


Application Details / Uygulama Detayı



**CODE / KOD**  
**15769**

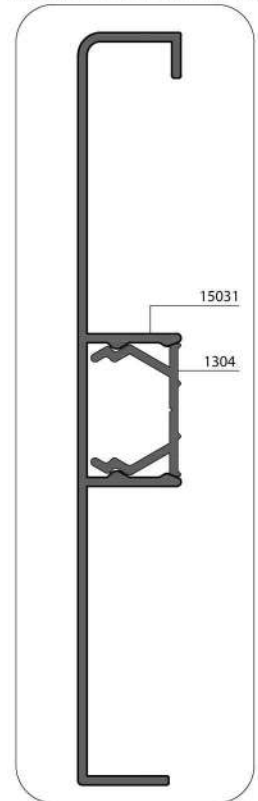
**THEORETICAL WEIGHT kg/m**  
TEORİK AĞIRLIK kg/m  
**0.418**



**CODE / KOD**  
**15031**

**THEORETICAL WEIGHT kg/m**  
TEORİK AĞIRLIK kg/m  
**0.500**


Application Details / Uygulama Detayı



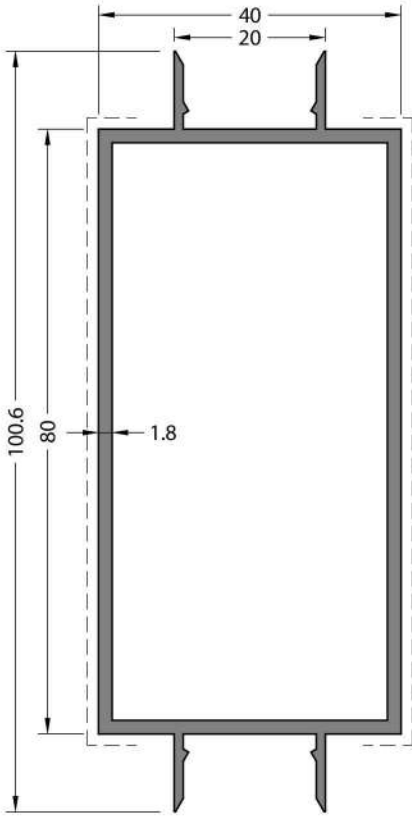


# **VENETIAN BLIND PROFILES**

JALUZİ ARA BÖLME PROFİLLERİ

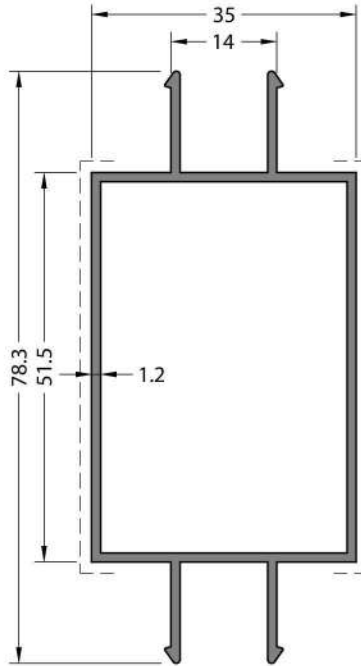


VENETIAN BLIND PROFILES / JALUZİ ARA BÖLME PROFİLLERİ



**CODE / KOD**  
**2094**

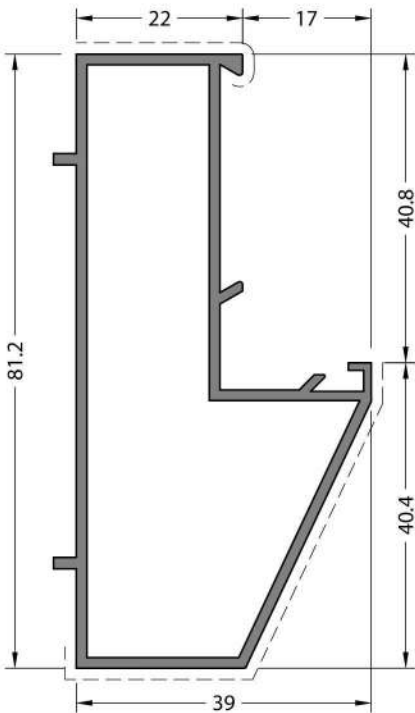
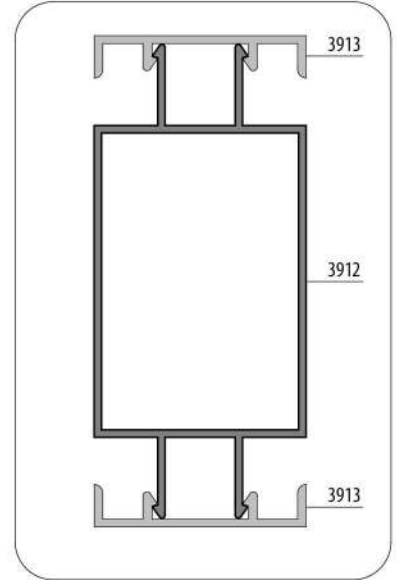
**THEORETICAL WEIGHT kg/m**  
TEORİK AĞIRLIK kg/m  
**1.261**



**CODE / KOD**  
**3912**

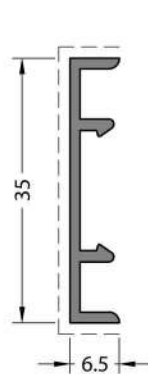
**THEORETICAL WEIGHT kg/m**  
TEORİK AĞIRLIK kg/m  
**0.724**

Application Details / Uygulama Detayı



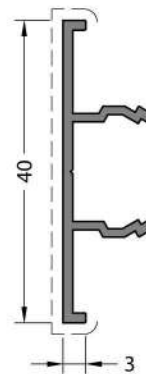
**CODE / KOD**  
**3914**

**THEORETICAL WEIGHT kg/m**  
TEORİK AĞIRLIK kg/m  
**0.914**



**CODE / KOD**  
**3913**

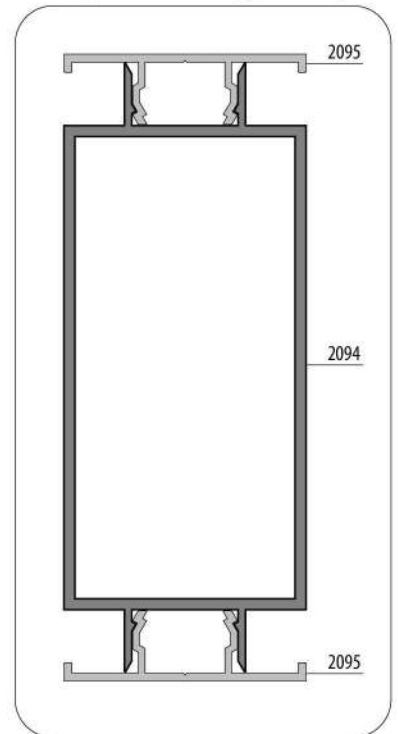
**THEORETICAL WEIGHT kg/m**  
TEORİK AĞIRLIK kg/m  
**0.198**



**CODE / KOD**  
**2095**

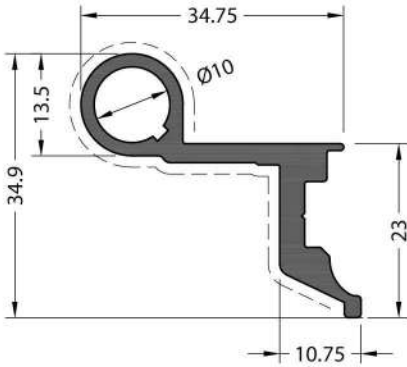
**THEORETICAL WEIGHT kg/m**  
TEORİK AĞIRLIK kg/m  
**0.223**

Application Details / Uygulama Detayı



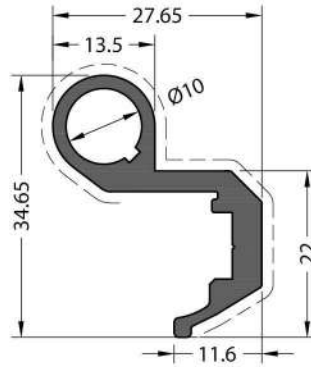
**ACCESSORY PROFILES**  
AKSESUAR PROFİLLERİ





CODE / KOD  
**14476**

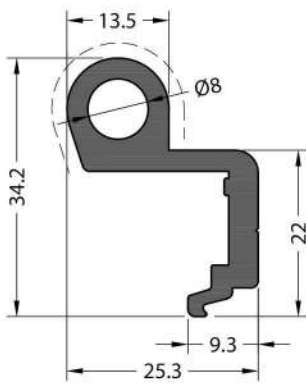
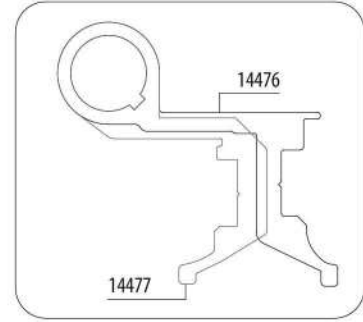
THEORETICAL  
WEIGHT kg/m  
TEORİK AĞIRLIK kg/m  
**0.571**



CODE / KOD  
**14477**

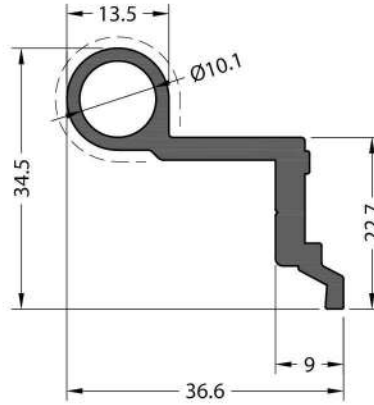
THEORETICAL  
WEIGHT kg/m  
TEORİK AĞIRLIK kg/m  
**0.543**

Application Detail / Uygulama Detayı



CODE / KOD  
**15656**

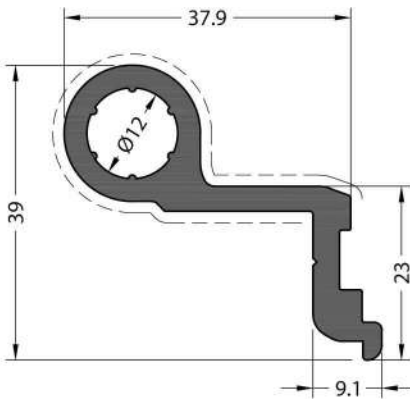
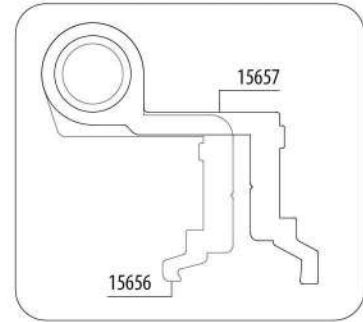
THEORETICAL  
WEIGHT kg/m  
TEORİK AĞIRLIK kg/m  
**0.636**



CODE / KOD  
**15657**

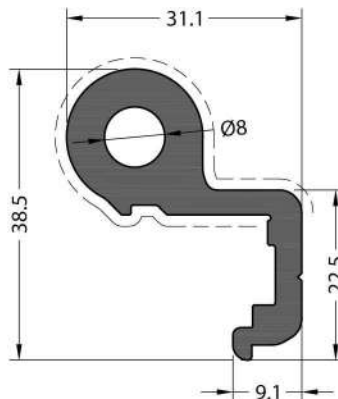
THEORETICAL  
WEIGHT kg/m  
TEORİK AĞIRLIK kg/m  
**0.563**

Application Detail / Uygulama Detayı



CODE / KOD  
**26-131-00**

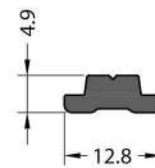
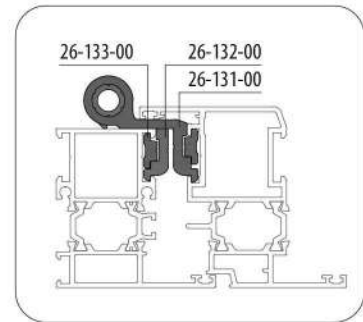
THEORETICAL  
WEIGHT kg/m  
TEORİK AĞIRLIK kg/m  
**0.878**



CODE / KOD  
**26-132-00**

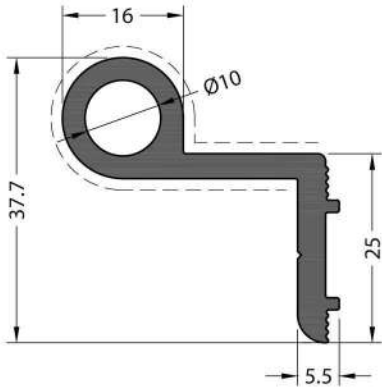
THEORETICAL  
WEIGHT kg/m  
TEORİK AĞIRLIK kg/m  
**0.973**

Application Detail / Uygulama Detayı



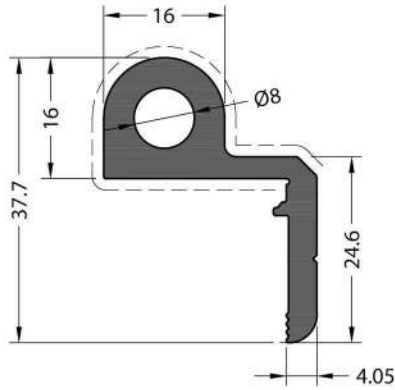
No visible surface. / Görünen yüzeyi yoktur.  
CODE / KOD  
**26-133-00**  
THEORETICAL  
WEIGHT kg/m  
TEORİK AĞIRLIK kg/m  
**0.122**

ACCESSORY PROFILES / AKSESUAR PROFİLLERİ



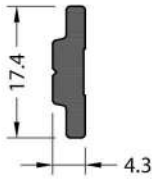
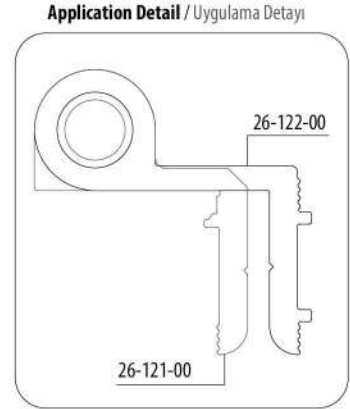
**CODE / KOD**  
**26-121-00**

**THEORETICAL WEIGHT kg/m**  
TEORİK AĞIRLIK kg/m  
**0.765**



**CODE / KOD**  
**26-122-00**

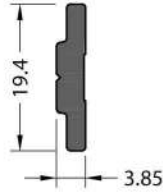
**THEORETICAL WEIGHT kg/m**  
TEORİK AĞIRLIK kg/m  
**0.792**



No visible surface. / Görünen yüzeyi yoktur.

**CODE / KOD**  
**26-123-00**

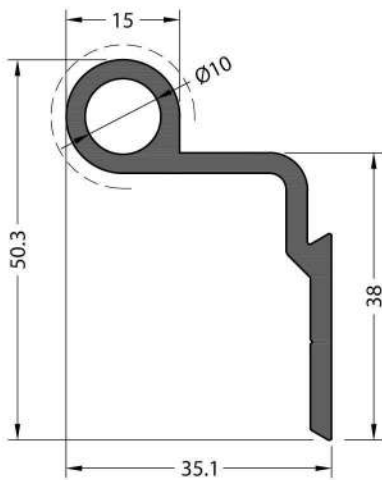
**THEORETICAL WEIGHT kg/m**  
TEORİK AĞIRLIK kg/m  
**0.155**



No visible surface. / Görünen yüzeyi yoktur.

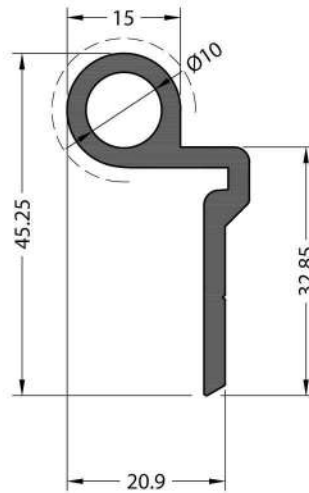
**CODE / KOD**  
**26-124-00**

**THEORETICAL WEIGHT kg/m**  
TEORİK AĞIRLIK kg/m  
**0.160**



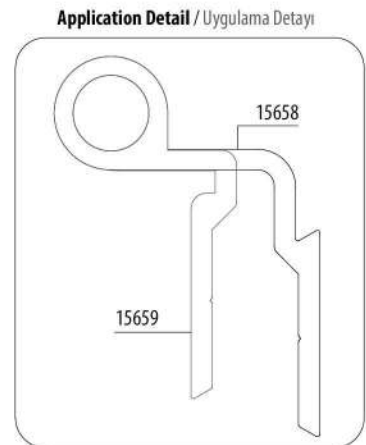
**CODE / KOD**  
**15658**

**THEORETICAL WEIGHT kg/m**  
TEORİK AĞIRLIK kg/m  
**0.701**

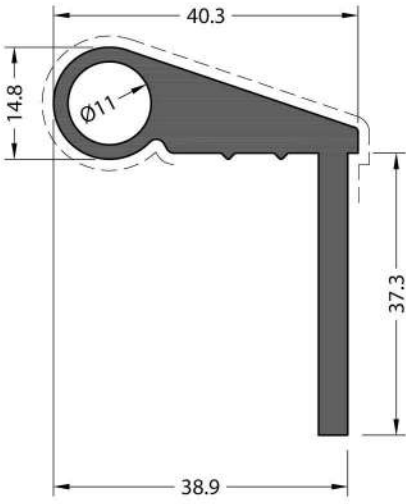


**CODE / KOD**  
**15659**

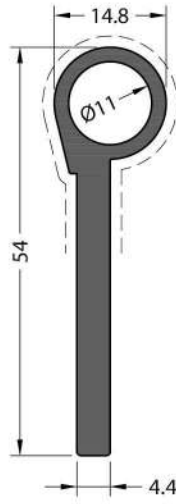
**THEORETICAL WEIGHT kg/m**  
TEORİK AĞIRLIK kg/m  
**0.612**



ACCESSORY PROFILES / AKSESUAR PROFİLLERİ

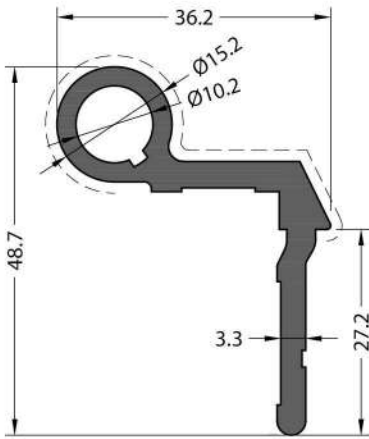
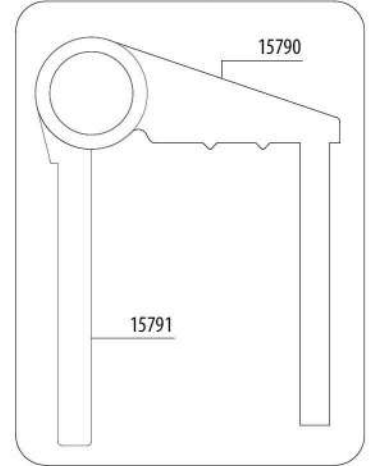


CODE / KOD  
**15790**  
THEORETICAL WEIGHT kg/m  
TEORİK AĞIRLIK kg/m  
**1.142**

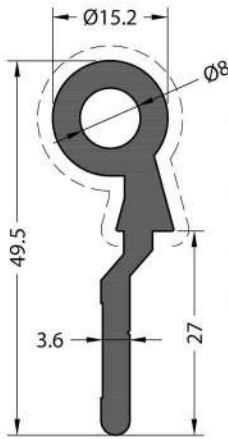


CODE / KOD  
**15791**  
THEORETICAL WEIGHT kg/m  
TEORİK AĞIRLIK kg/m  
**0.697**

Application Detail / Uygulama Detayı

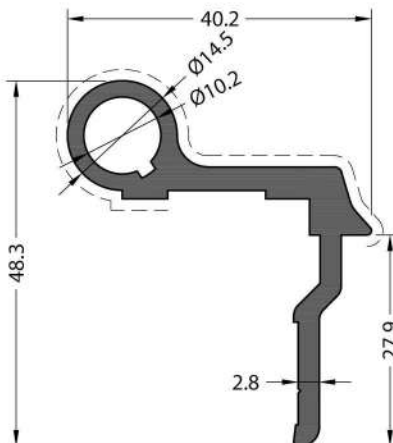
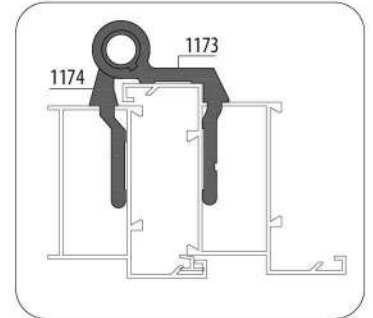


CODE / KOD  
**1173**  
THEORETICAL WEIGHT kg/m  
TEORİK AĞIRLIK kg/m  
**0.813**

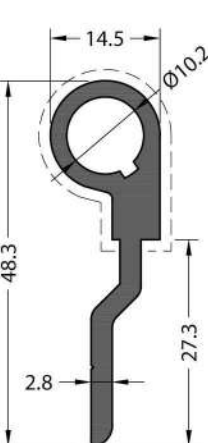


CODE / KOD  
**1174**  
THEORETICAL WEIGHT kg/m  
TEORİK AĞIRLIK kg/m  
**0.748**

Application Detail / Uygulama Detayı

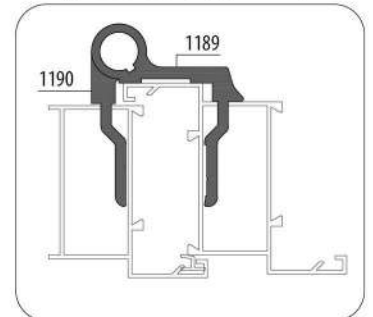


CODE / KOD  
**1189**  
THEORETICAL WEIGHT kg/m  
TEORİK AĞIRLIK kg/m  
**0.803**

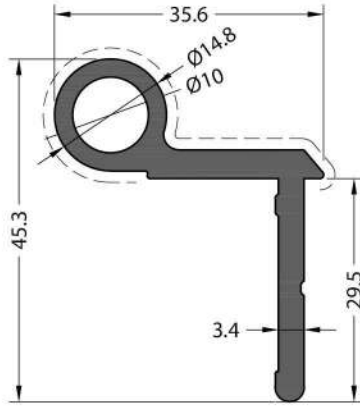


CODE / KOD  
**1190**  
THEORETICAL WEIGHT kg/m  
TEORİK AĞIRLIK kg/m  
**0.574**

Application Detail / Uygulama Detayı



ACCESSORY PROFILES / AKSESUAR PROFİLLERİ



CODE / KOD

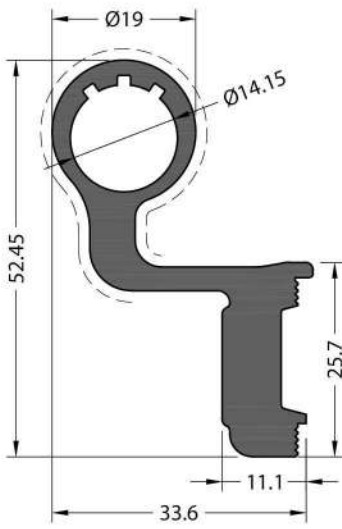
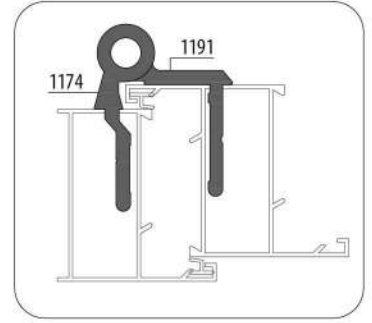
**1191**

**THEORETICAL WEIGHT kg/m**

TEORİK AĞIRLIK kg/m

**0.764**

Application Detail / Uygulama Detayı



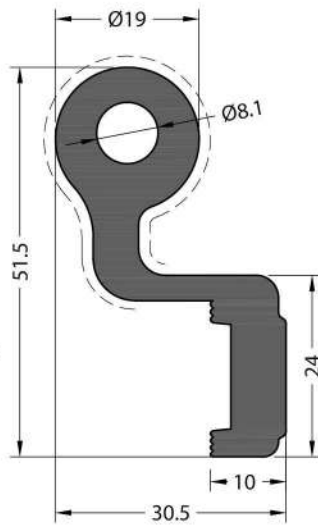
CODE / KOD

**11095**

**THEORETICAL WEIGHT kg/m**

TEORİK AĞIRLIK kg/m

**1.203**



CODE / KOD

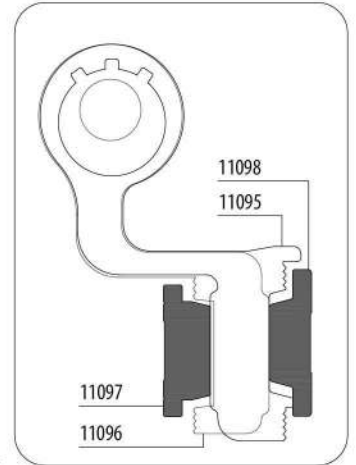
**11096**

**THEORETICAL WEIGHT kg/m**

TEORİK AĞIRLIK kg/m

**1.420**

Application Detail / Uygulama Detayı



No visible surface.

Görünen yüzeyi yoktur.

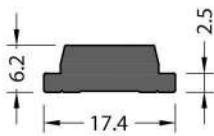
CODE / KOD

**11097**

**THEORETICAL WEIGHT kg/m**

TEORİK AĞIRLIK kg/m

**0.240**



No visible surface.

Görünen yüzeyi yoktur.

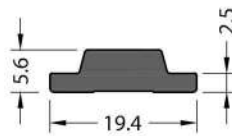
CODE / KOD

**11098**

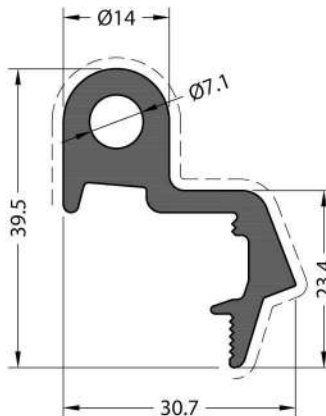
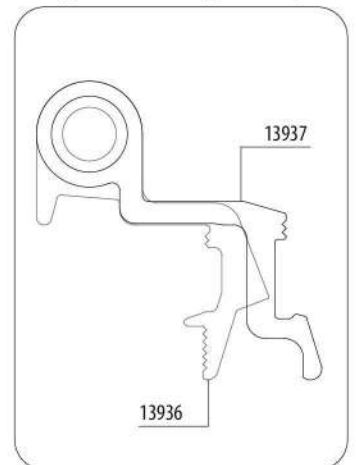
**THEORETICAL WEIGHT kg/m**

TEORİK AĞIRLIK kg/m

**0.218**



Application Detail / Uygulama Detayı



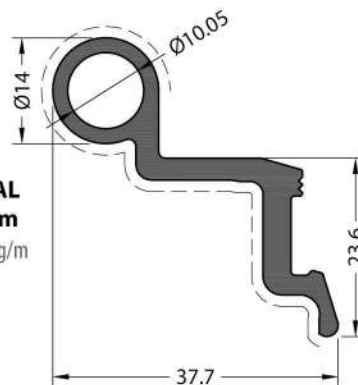
CODE / KOD

**13936**

**THEORETICAL WEIGHT kg/m**

TEORİK AĞIRLIK kg/m

**0.794**



CODE / KOD

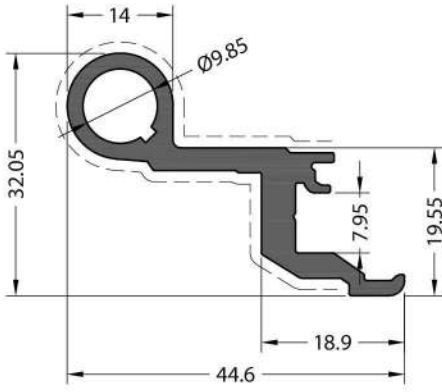
**13937**

**THEORETICAL WEIGHT kg/m**

TEORİK AĞIRLIK kg/m

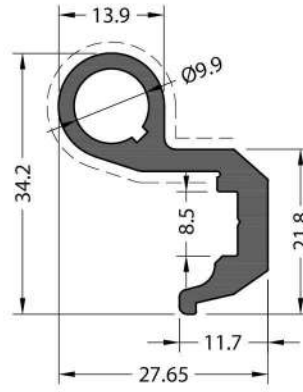
**0.629**

ACCESSORY PROFILES / AKSESUAR PROFİLLERİ



**CODE / KOD**  
**26-151-00**

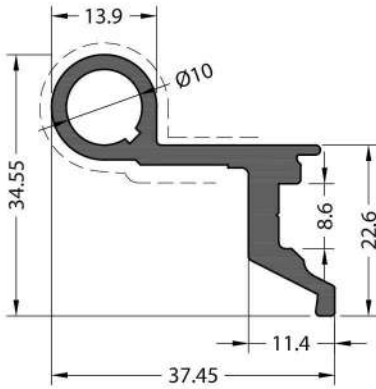
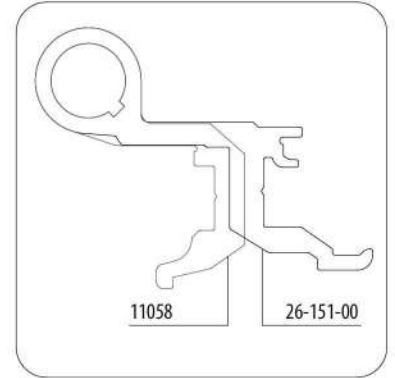
**THEORETICAL WEIGHT kg/m**  
TEORİK AĞIRLIK kg/m  
**0.685**



**CODE / KOD**  
**11058**

**THEORETICAL WEIGHT kg/m**  
TEORİK AĞIRLIK kg/m  
**0.592**

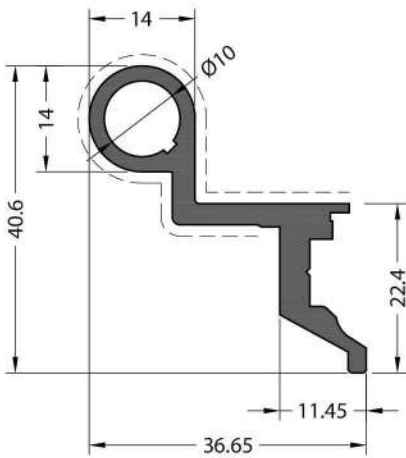
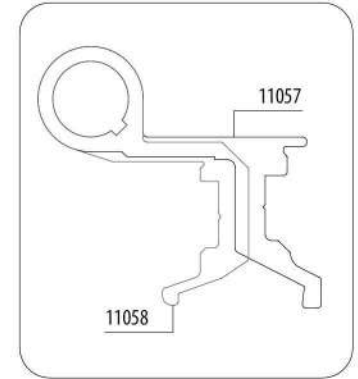
Application Detail / Uygulama Detayı



**CODE / KOD**  
**11057**

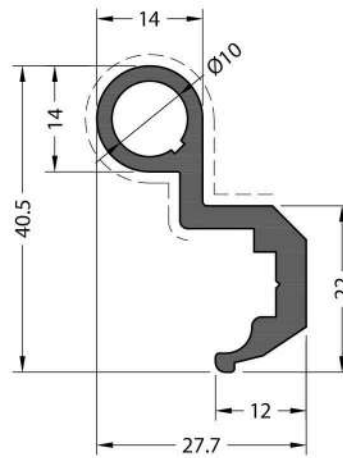
**THEORETICAL WEIGHT kg/m**  
TEORİK AĞIRLIK kg/m  
**0.610**

Application Detail / Uygulama Detayı



**CODE / KOD**  
**11043**

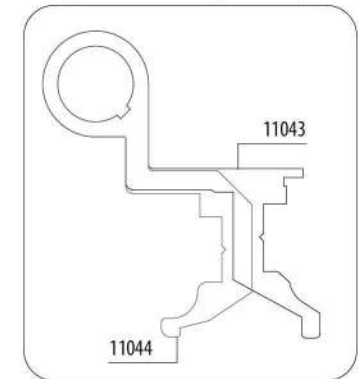
**THEORETICAL WEIGHT kg/m**  
TEORİK AĞIRLIK kg/m  
**0.659**



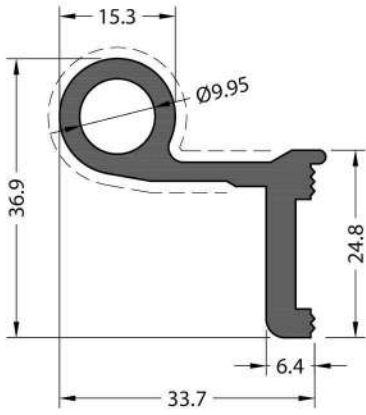
**CODE / KOD**  
**11044**

**THEORETICAL WEIGHT kg/m**  
TEORİK AĞIRLIK kg/m  
**0.621**

Application Detail / Uygulama Detayı

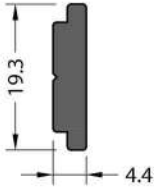


ACCESSORY PROFILES / AKSESUAR PROFİLLERİ



**CODE / KOD**  
**11059**

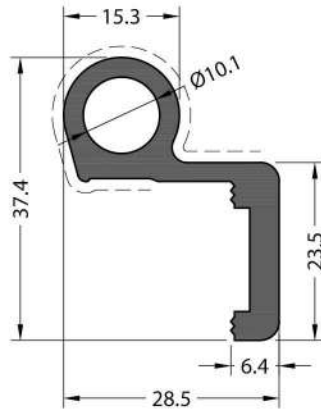
**THEORETICAL WEIGHT kg/m**  
TEORİK AĞIRLIK kg/m  
**0.735**



No visible surface. / Görünen yüzeyi yoktur.

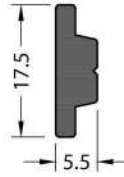
**CODE / KOD**  
**11061**

**THEORETICAL WEIGHT kg/m**  
TEORİK AĞIRLIK kg/m  
**0.203**



**CODE / KOD**  
**11060**

**THEORETICAL WEIGHT kg/m**  
TEORİK AĞIRLIK kg/m  
**0.700**

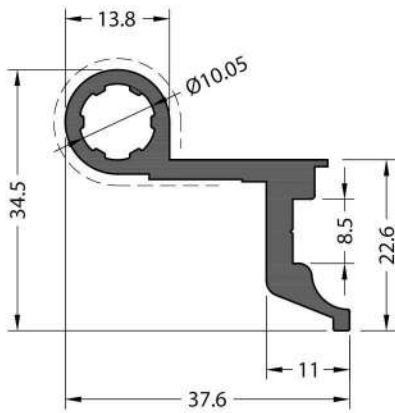
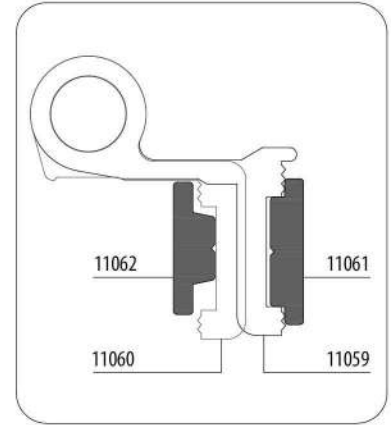


No visible surface. / Görünen yüzeyi yoktur.

**CODE / KOD**  
**11062**

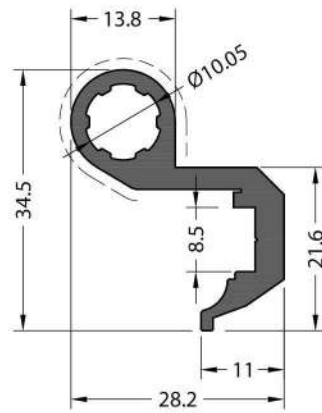
**THEORETICAL WEIGHT kg/m**  
TEORİK AĞIRLIK kg/m  
**0.191**

Application Detail / Uygulama Detayı



**CODE / KOD**  
**11215**

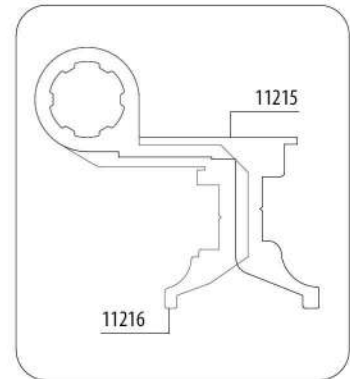
**THEORETICAL WEIGHT kg/m**  
TEORİK AĞIRLIK kg/m  
**0.613**



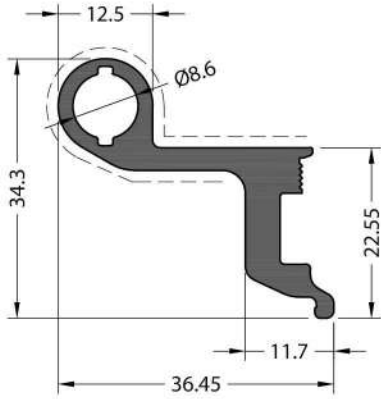
**CODE / KOD**  
**11216**

**THEORETICAL WEIGHT kg/m**  
TEORİK AĞIRLIK kg/m  
**0.588**

Application Detail / Uygulama Detayı

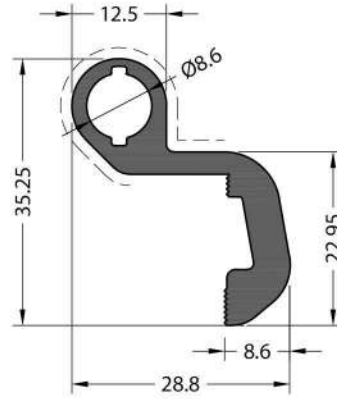


ACCESSORY PROFILES / AKSESUAR PROFİLLERİ



**CODE / KOD**  
**12007**

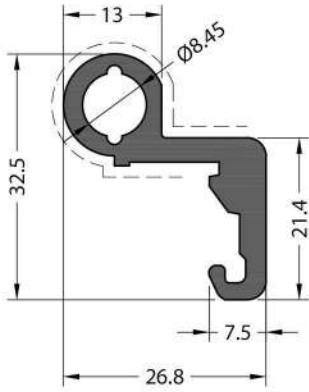
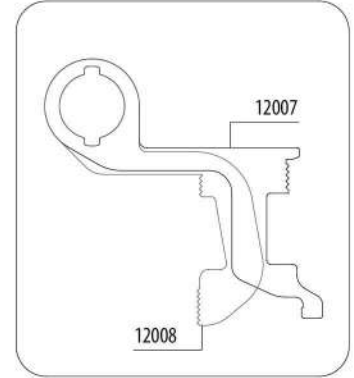
**THEORETICAL WEIGHT kg/m**  
TEORİK AĞIRLIK kg/m  
**0.671**



**CODE / KOD**  
**12008**

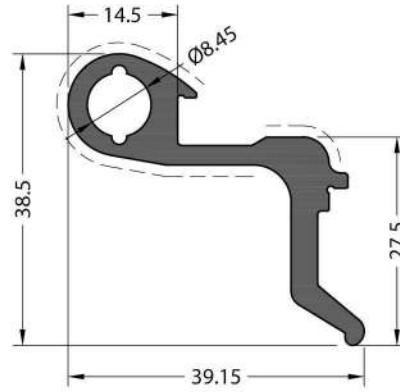
**THEORETICAL WEIGHT kg/m**  
TEORİK AĞIRLIK kg/m  
**0.638**

Application Detail / Uygulama Detayı



**CODE / KOD**  
**11829**

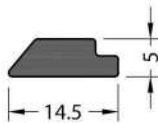
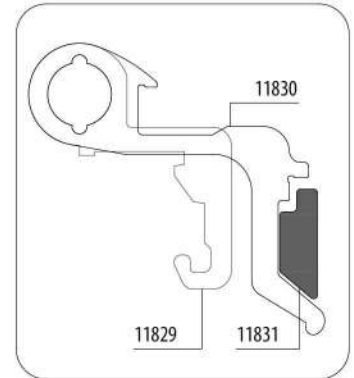
**THEORETICAL WEIGHT kg/m**  
TEORİK AĞIRLIK kg/m  
**0.618**



**CODE / KOD**  
**11830**

**THEORETICAL WEIGHT kg/m**  
TEORİK AĞIRLIK kg/m  
**0.769**

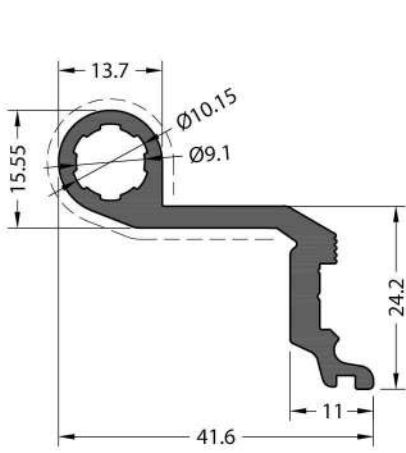
Application Detail / Uygulama Detayı



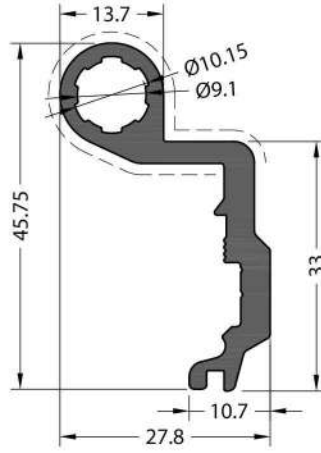
**CODE / KOD**  
**11831**

**THEORETICAL WEIGHT kg/m**  
TEORİK AĞIRLIK kg/m  
**0.156**

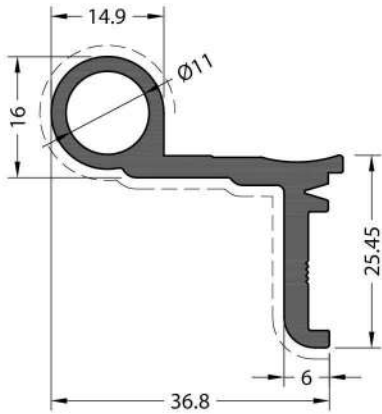
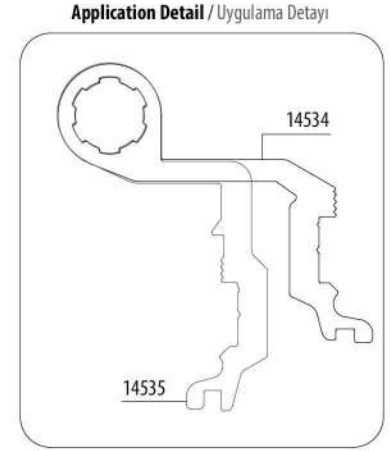
ACCESSORY PROFILES / AKSESUAR PROFİLLERİ



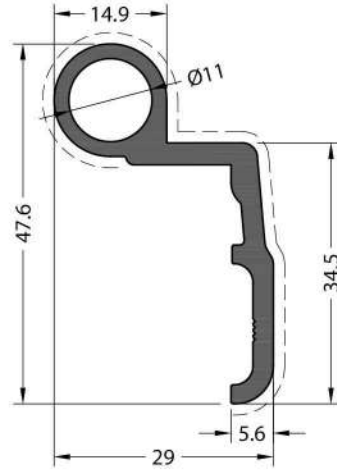
**CODE / KOD**  
**14534**      **THEORETICAL WEIGHT kg/m**  
TEORİK AĞIRLIK kg/m  
**0.670**



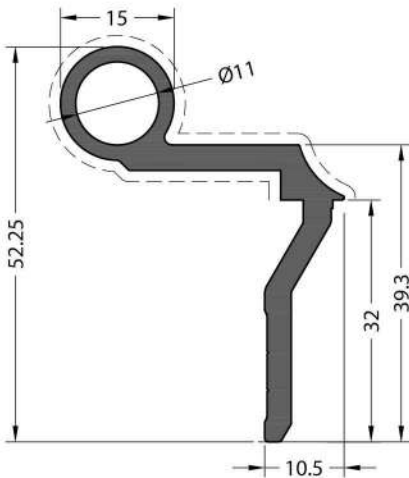
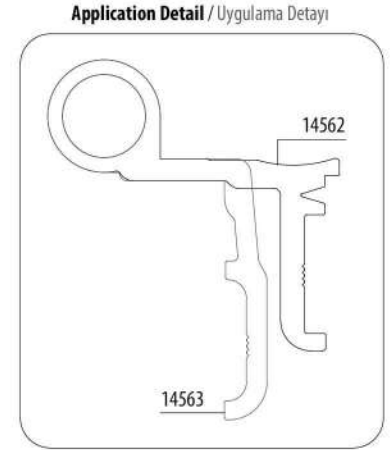
**CODE / KOD**  
**14535**      **THEORETICAL WEIGHT kg/m**  
TEORİK AĞIRLIK kg/m  
**0.703**



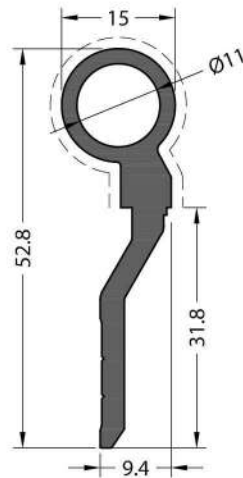
**CODE / KOD**  
**14562**      **THEORETICAL WEIGHT kg/m**  
TEORİK AĞIRLIK kg/m  
**0.664**



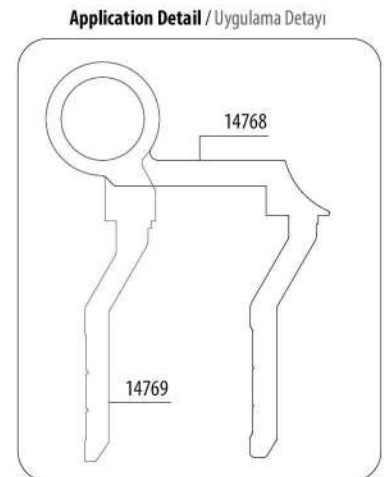
**CODE / KOD**  
**14563**      **THEORETICAL WEIGHT kg/m**  
TEORİK AĞIRLIK kg/m  
**0.623**



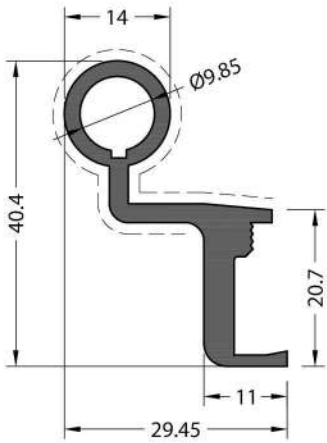
**CODE / KOD**  
**14768**      **THEORETICAL WEIGHT kg/m**  
TEORİK AĞIRLIK kg/m  
**0.785**



**CODE / KOD**  
**14769**      **THEORETICAL WEIGHT kg/m**  
TEORİK AĞIRLIK kg/m  
**0.614**

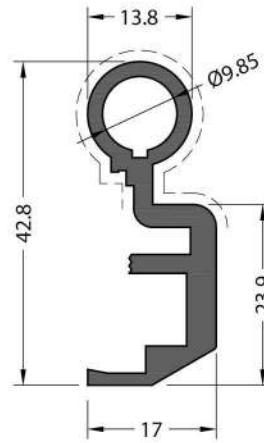


ACCESSORY PROFILES / AKSESUAR PROFİLLERİ



**CODE / KOD**  
**1261**

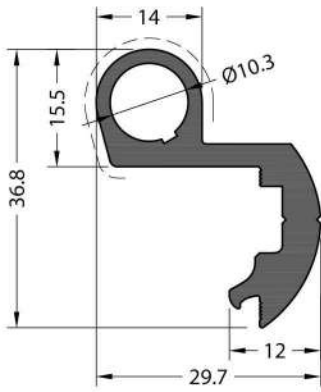
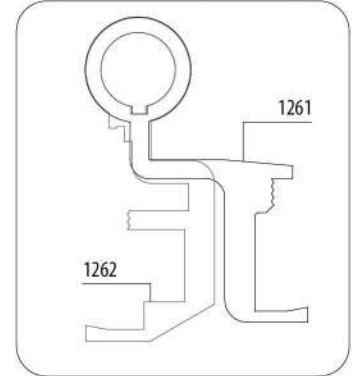
**THEORETICAL WEIGHT kg/m**  
TEORİK AĞIRLIK kg/m  
**0.631**



**CODE / KOD**  
**1262**

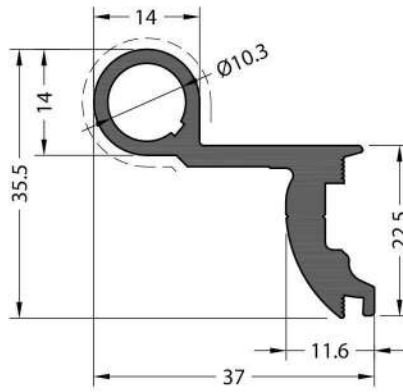
**THEORETICAL WEIGHT kg/m**  
TEORİK AĞIRLIK kg/m  
**0.642**

Application Detail / Uygulama Detayı



**CODE / KOD**  
**11604**

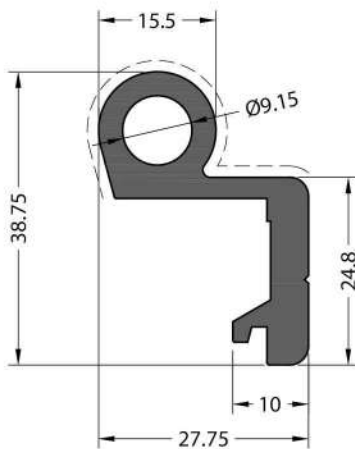
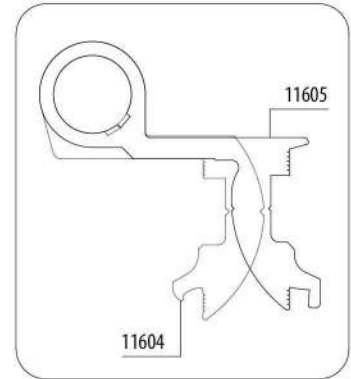
**THEORETICAL WEIGHT kg/m**  
TEORİK AĞIRLIK kg/m  
**0.705**



**CODE / KOD**  
**11605**

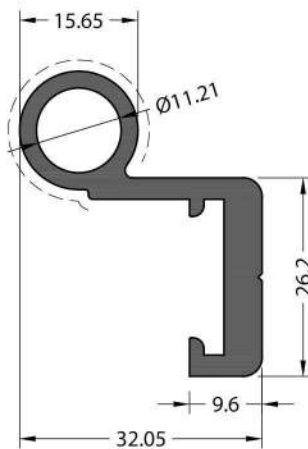
**THEORETICAL WEIGHT kg/m**  
TEORİK AĞIRLIK kg/m  
**0.681**

Application Detail / Uygulama Detayı



**CODE / KOD**  
**11600**

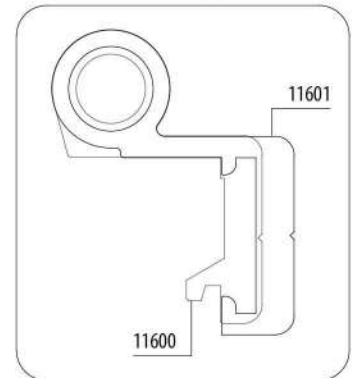
**THEORETICAL WEIGHT kg/m**  
TEORİK AĞIRLIK kg/m  
**0.851**



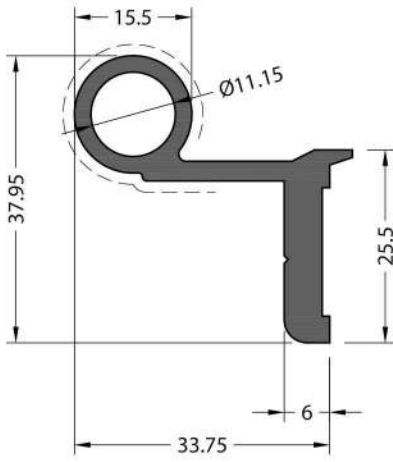
**CODE / KOD**  
**11601**

**THEORETICAL WEIGHT kg/m**  
TEORİK AĞIRLIK kg/m  
**0.789**

Application Detail / Uygulama Detayı

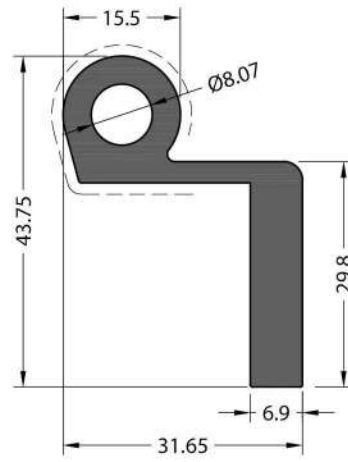


ACCESSORY PROFILES / AKSESUAR PROFİLLERİ



**CODE / KOD**  
**11602**

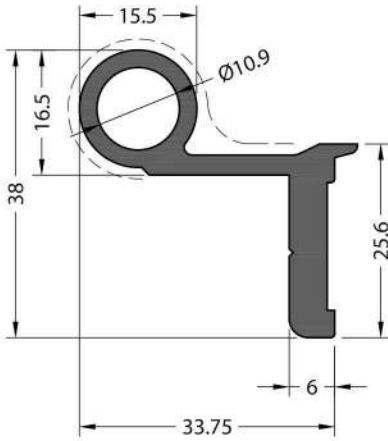
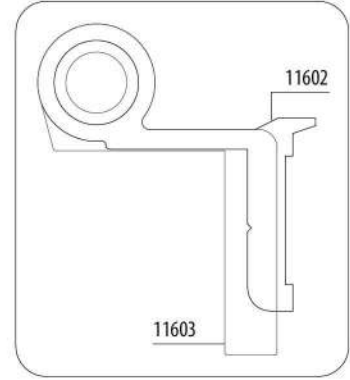
**THEORETICAL WEIGHT kg/m**  
TEORİK AĞIRLIK kg/m  
**0.736**



**CODE / KOD**  
**11603**

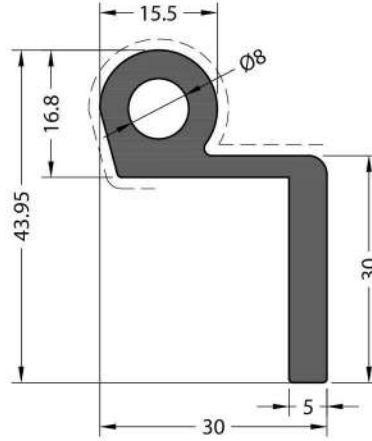
**THEORETICAL WEIGHT kg/m**  
TEORİK AĞIRLIK kg/m  
**1.079**

Application Detail / Uygulama Detayı



**CODE / KOD**  
**11282**

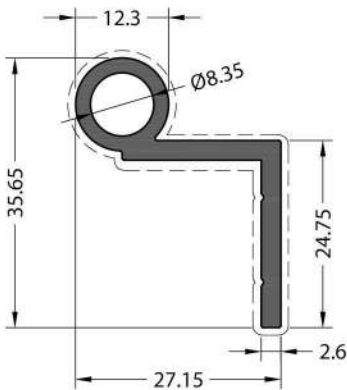
**THEORETICAL WEIGHT kg/m**  
TEORİK AĞIRLIK kg/m  
**0.752**



**CODE / KOD**  
**11281**

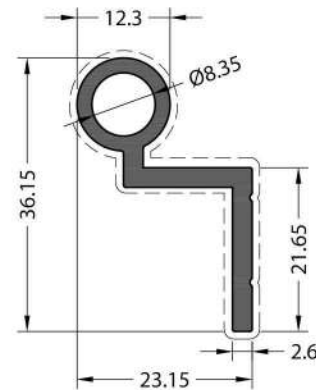
**THEORETICAL WEIGHT kg/m**  
TEORİK AĞIRLIK kg/m  
**0.930**

Application Detail / Uygulama Detayı



**CODE / KOD**  
**11270**

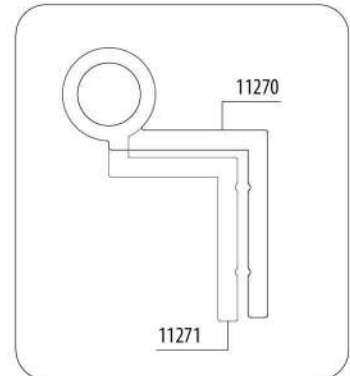
**THEORETICAL WEIGHT kg/m**  
TEORİK AĞIRLIK kg/m  
**0.465**



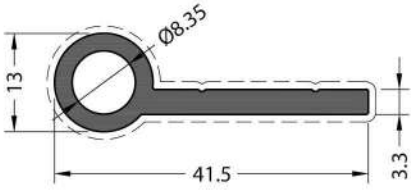
**CODE / KOD**  
**11271**

**THEORETICAL WEIGHT kg/m**  
TEORİK AĞIRLIK kg/m  
**0.442**

Application Detail / Uygulama Detayı

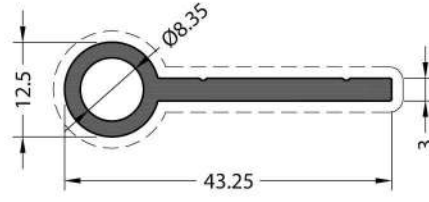


ACCESSORY PROFILES / AKSESUAR PROFİLLERİ



**CODE / KOD**  
**11268**

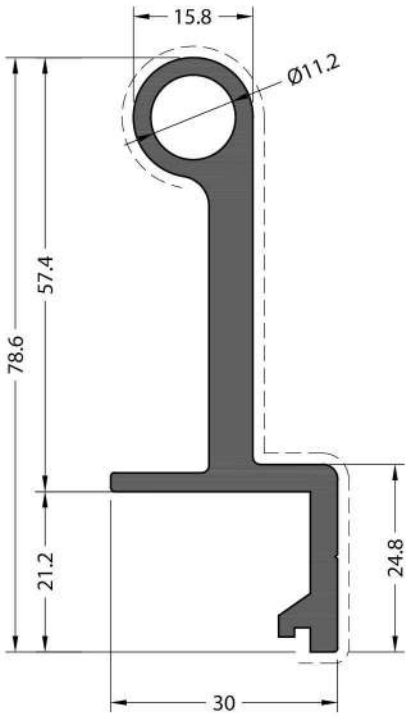
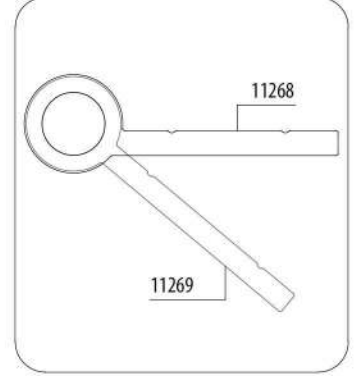
**THEORETICAL WEIGHT kg/m**  
TEORİK AĞIRLIK kg/m  
**0.469**



**CODE / KOD**  
**11269**

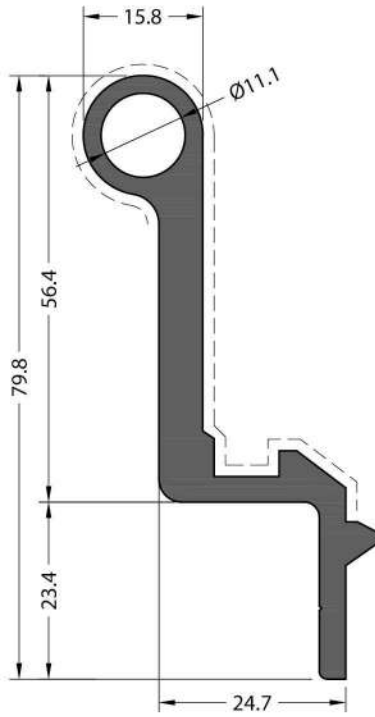
**THEORETICAL WEIGHT kg/m**  
TEORİK AĞIRLIK kg/m  
**0.432**

Application Detail / Uygulama Detayı



**CODE / KOD**  
**11178**

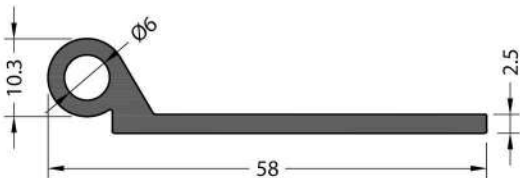
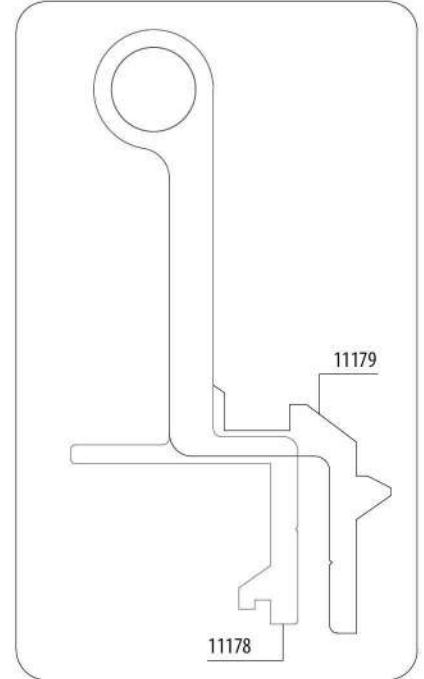
**THEORETICAL WEIGHT kg/m**  
TEORİK AĞIRLIK kg/m  
**1.401**



**CODE / KOD**  
**11179**

**THEORETICAL WEIGHT kg/m**  
TEORİK AĞIRLIK kg/m  
**1.444**

Application Detail / Uygulama Detayı

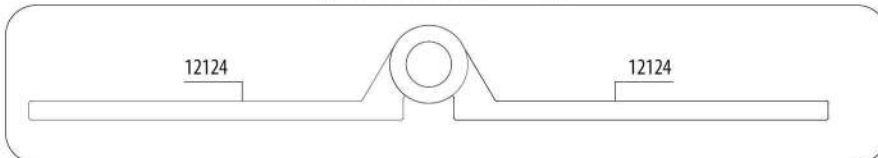


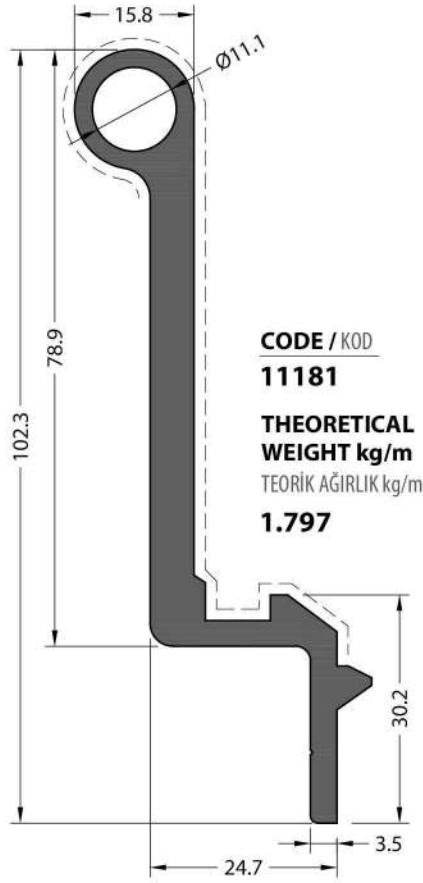
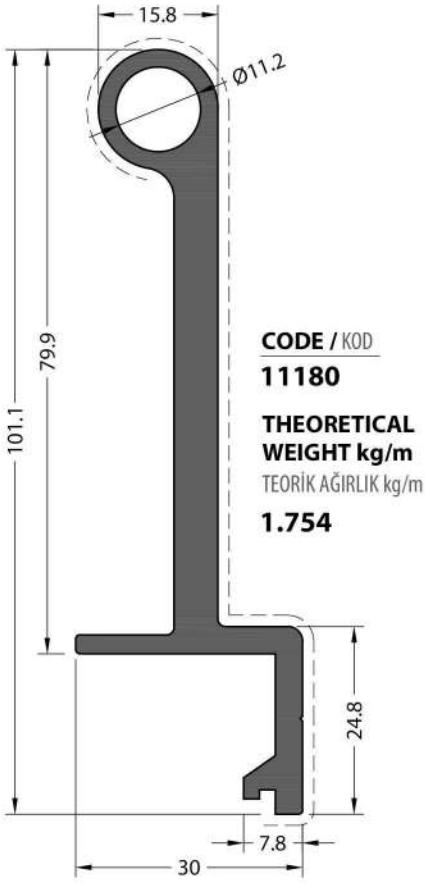
No visible surface. / Görünen yüzeyi yoktur.

**CODE / KOD**  
**12124**

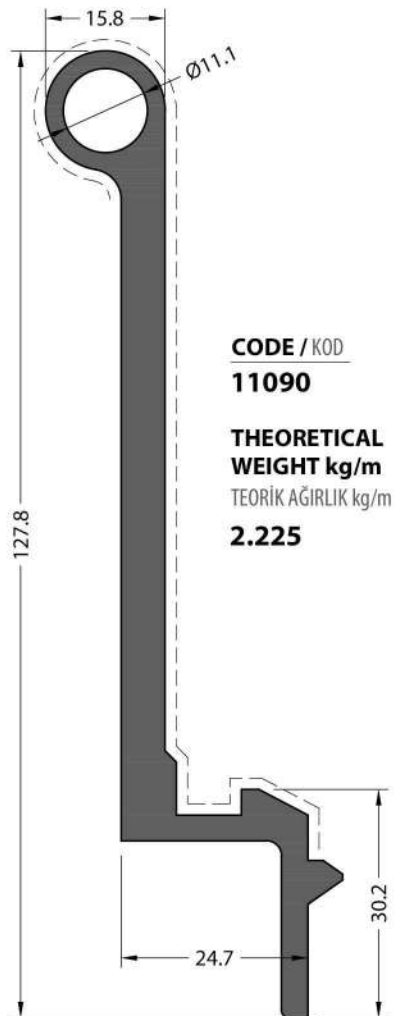
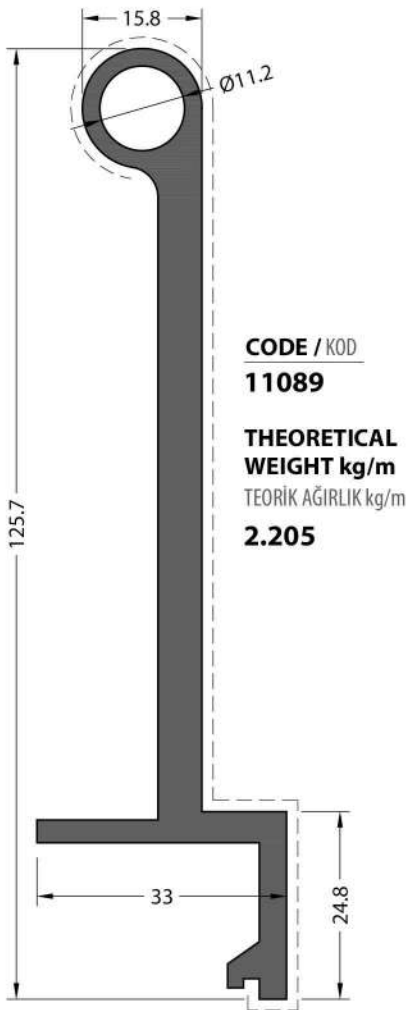
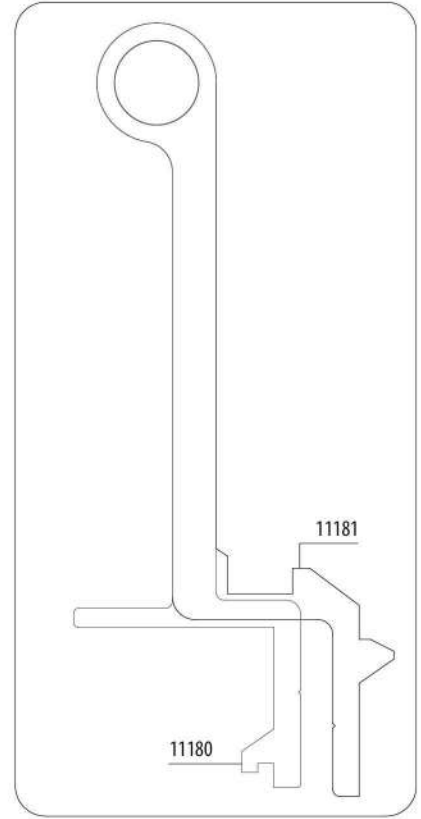
**THEORETICAL WEIGHT kg/m**  
TEORİK AĞIRLIK kg/m  
**0.525**

Application Detail / Uygulama Detayı

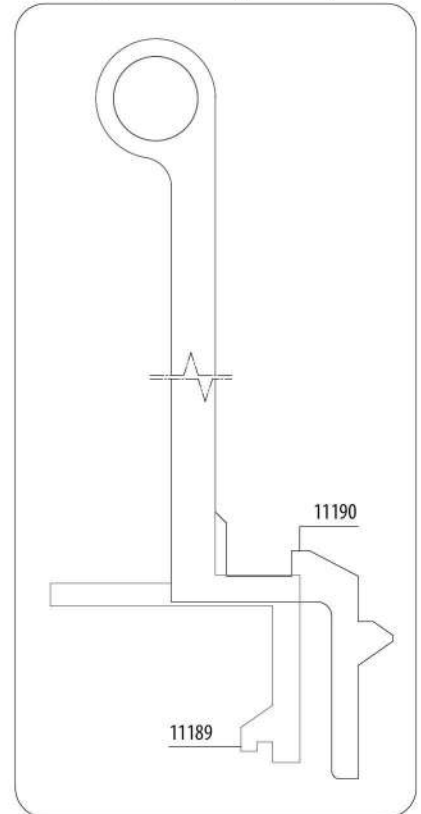




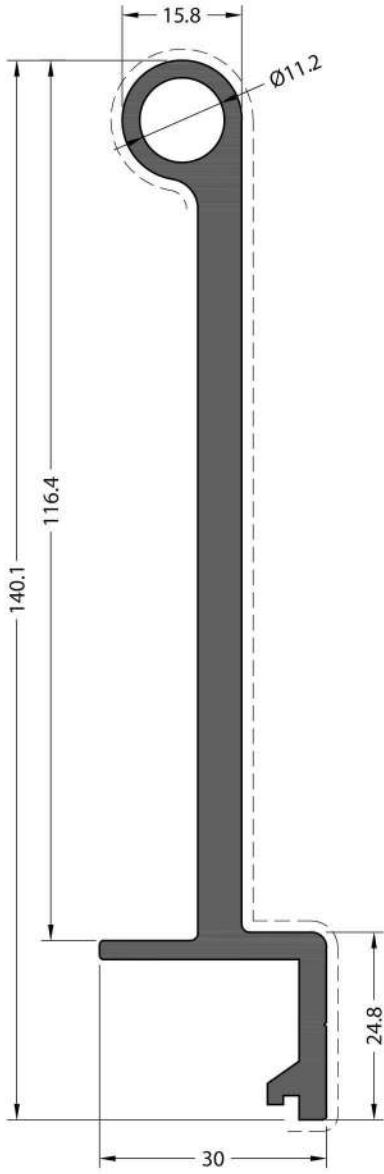
Application Detail / Uygulama Detayı



Application Detail / Uygulama Detayı



ACCESSORY PROFILES / AKSESUAR PROFİLLERİ



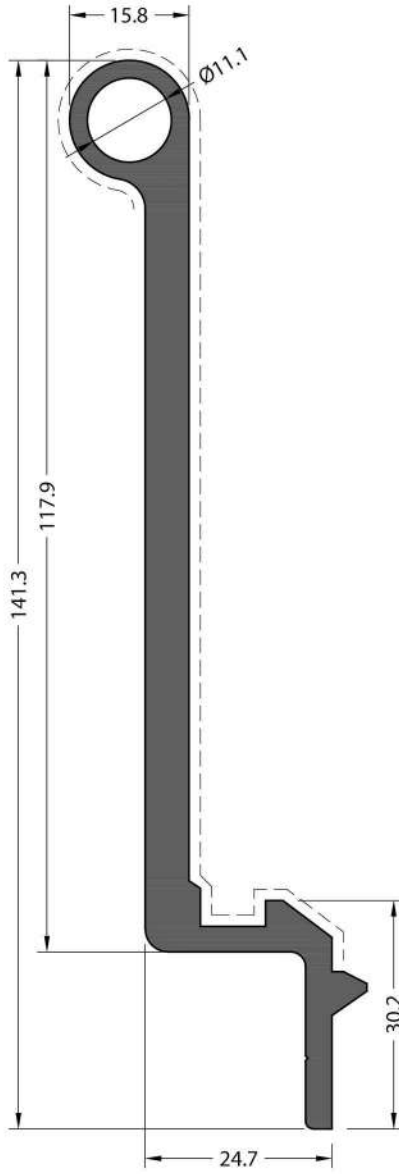
CODE / KOD

**11182**

THEORETICAL  
WEIGHT kg/m

TEORİK AĞIRLIK kg/m

**2.365**



CODE / KOD


**11183**

THEORETICAL  
WEIGHT kg/m

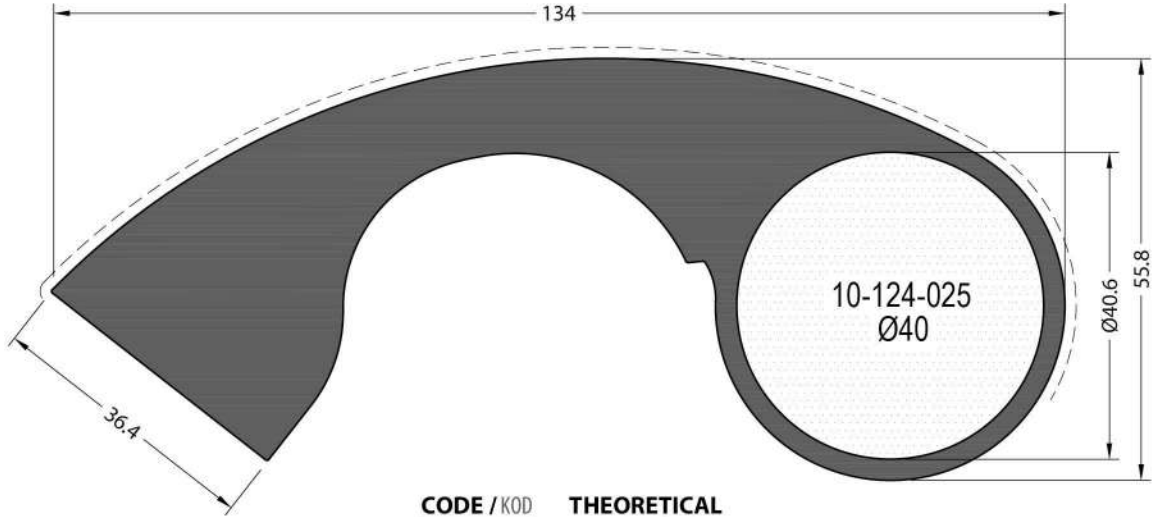
TEORİK AĞIRLIK kg/m

**2.408**

Application Detail / Uygulama Detayı

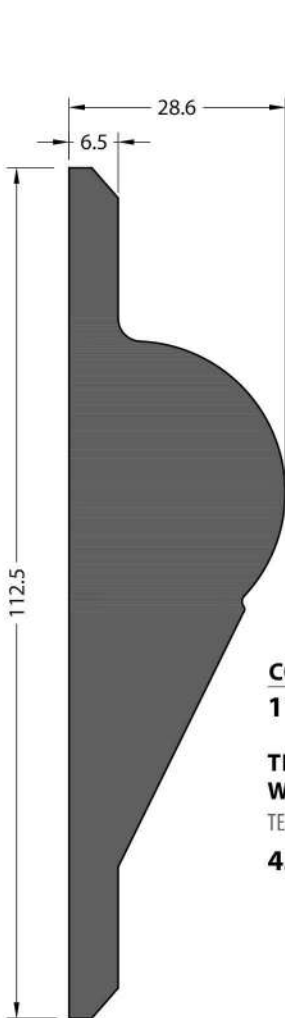


ACCESSORY PROFILES / AKSESUAR PROFİLLERİ



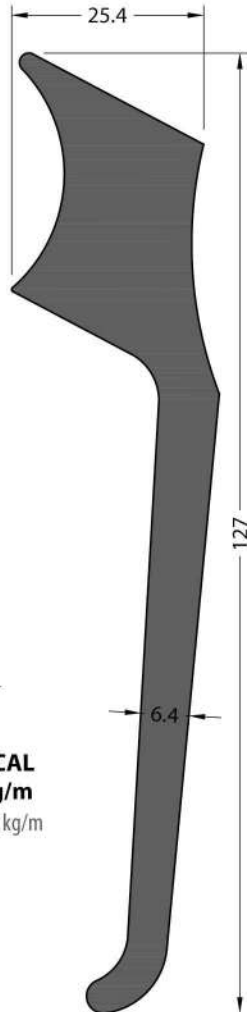
**CODE / KOD**  
**6920**

**THEORETICAL WEIGHT kg/m**  
TEORİK AĞIRLIK kg/m  
**6.667**



**CODE / KOD**  
**11017**

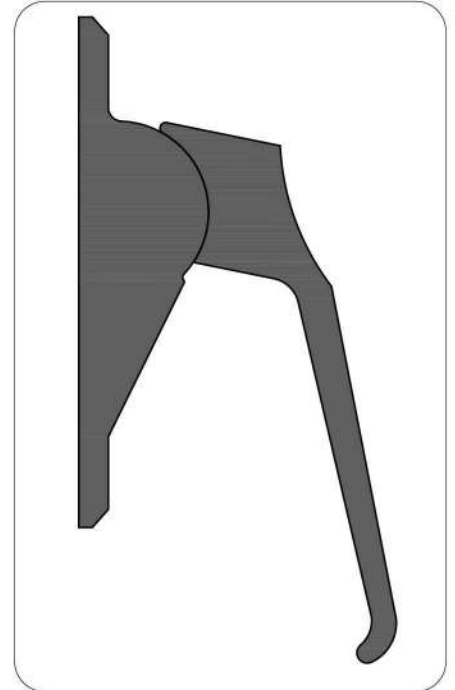
**THEORETICAL WEIGHT kg/m**  
TEORİK AĞIRLIK kg/m  
**4.509**



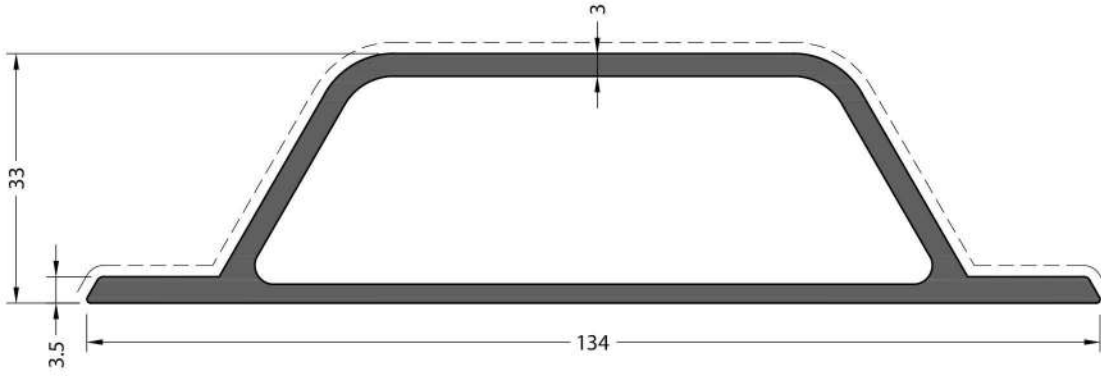
**CODE / KOD**  
**11018**

**THEORETICAL WEIGHT kg/m**  
TEORİK AĞIRLIK kg/m  
**3.279**

Application Detail / Uygulama Detayı



ACCESSORY PROFILES / AKSESUAR PROFİLLERİ



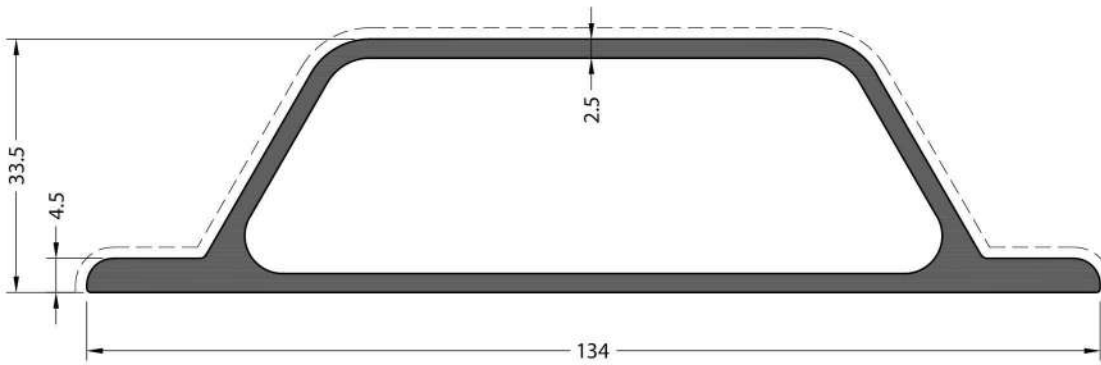
CODE / KOD

**12060**

**THEORETICAL WEIGHT kg/m**

TEORİK AĞIRLIK kg/m

**2.046**



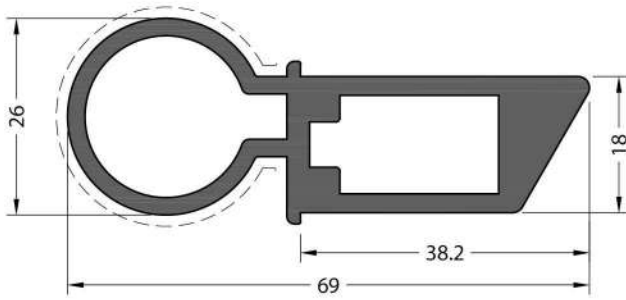
CODE / KOD

**15663**

**THEORETICAL WEIGHT kg/m**

TEORİK AĞIRLIK kg/m

**2.056**



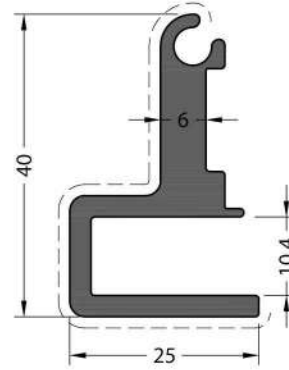
CODE / KOD

**15661**

**THEORETICAL WEIGHT kg/m**

TEORİK AĞIRLIK kg/m

**1.424**



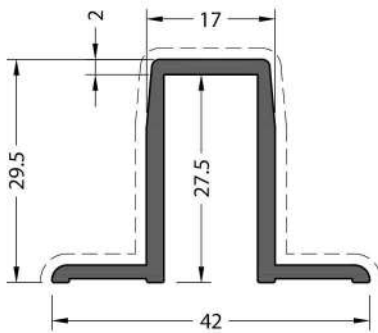
CODE / KOD

**12136**

**THEORETICAL WEIGHT kg/m**

TEORİK AĞIRLIK kg/m

**0.794**



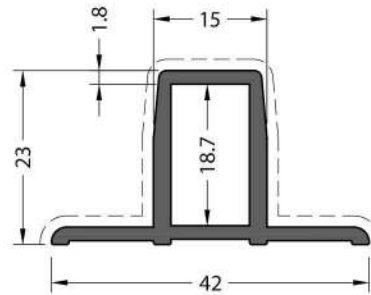
CODE / KOD

**15660**

**THEORETICAL WEIGHT kg/m**

TEORİK AĞIRLIK kg/m

**0.536**



CODE / KOD

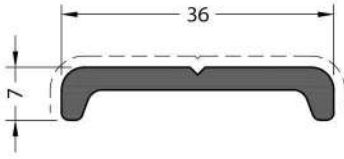
**15662**

**THEORETICAL WEIGHT kg/m**

TEORİK AĞIRLIK kg/m

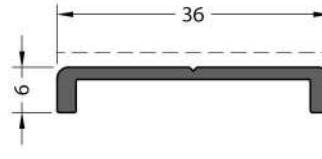
**0.500**

ACCESSORY PROFILES / AKSESUAR PROFİLLERİ



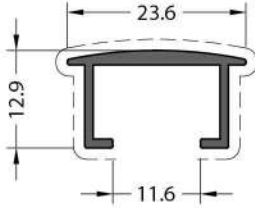
**CODE / KOD**  
**1192**

**THEORETICAL WEIGHT kg/m**  
TEORİK AĞIRLIK kg/m  
**0.349**



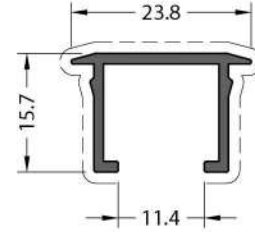
**CODE / KOD**  
**12040**

**THEORETICAL WEIGHT kg/m**  
TEORİK AĞIRLIK kg/m  
**0.212**



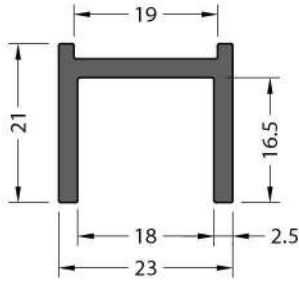
**CODE / KOD**  
**12574**

**THEORETICAL WEIGHT kg/m**  
TEORİK AĞIRLIK kg/m  
**0.178**



**CODE / KOD**  
**12577**

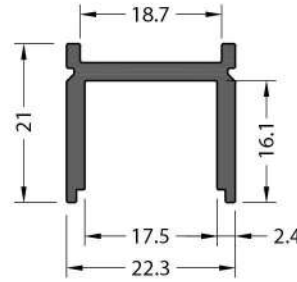
**THEORETICAL WEIGHT kg/m**  
TEORİK AĞIRLIK kg/m  
**0.197**



**No visible surface.**  
Görünen yüzeyi yoktur.

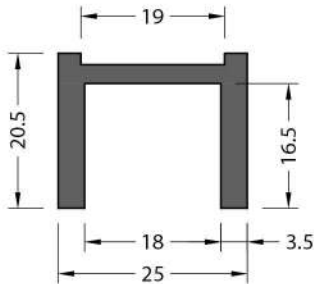
**CODE / KOD**  
**12224**

**THEORETICAL WEIGHT kg/m**  
TEORİK AĞIRLIK kg/m  
**0.400**



**CODE / KOD**  
**15789**

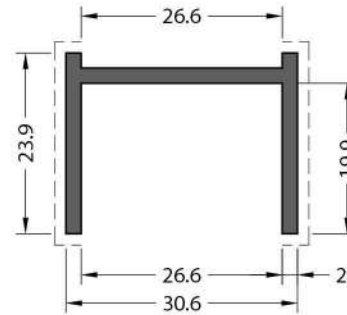
**THEORETICAL WEIGHT kg/m**  
TEORİK AĞIRLIK kg/m  
**0.360**



**No visible surface.**  
Görünen yüzeyi yoktur.

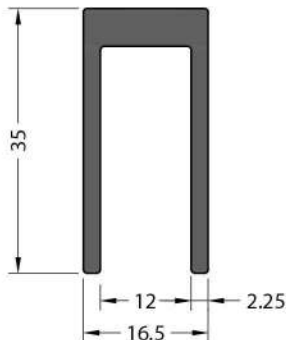
**CODE / KOD**  
**12155**

**THEORETICAL WEIGHT kg/m**  
TEORİK AĞIRLIK kg/m  
**0.505**



**CODE / KOD**  
**11091**

**THEORETICAL WEIGHT kg/m**  
TEORİK AĞIRLIK kg/m  
**0.402**

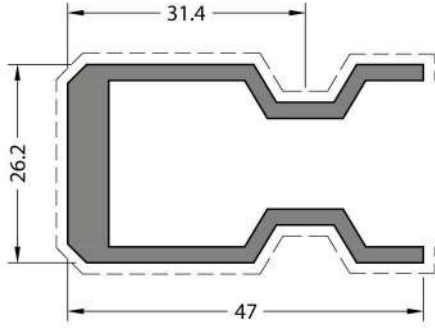


**No visible surface.**  
Görünen yüzeyi yoktur.

**CODE / KOD**  
**12225**

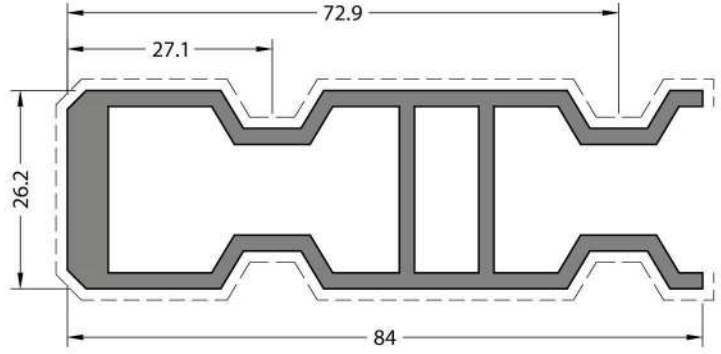
**THEORETICAL WEIGHT kg/m**  
TEORİK AĞIRLIK kg/m  
**0.587**

ACCESSORY PROFILES / AKSESUAR PROFİLLERİ



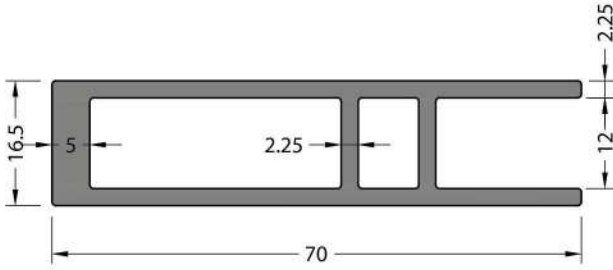
**CODE / KOD**  
**11093**

**THEORETICAL WEIGHT kg/m**  
TEORİK AĞIRLIK kg/m  
**0.901**



**CODE / KOD**  
**11092**

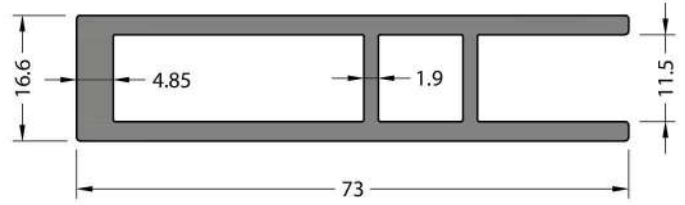
**THEORETICAL WEIGHT kg/m**  
TEORİK AĞIRLIK kg/m  
**1.622**



**No visible surface.**  
Görünen yüzeyi yoktur.

**CODE / KOD**  
**12226**

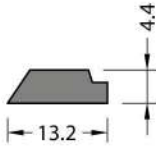
**THEORETICAL WEIGHT kg/m**  
TEORİK AĞIRLIK kg/m  
**1.159**



**No visible surface.**  
Görünen yüzeyi yoktur.

**CODE / KOD**  
**15788**

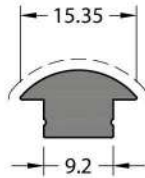
**THEORETICAL WEIGHT kg/m**  
TEORİK AĞIRLIK kg/m  
**1.273**



**No visible surface.** / Görünen yüzeyi yoktur.

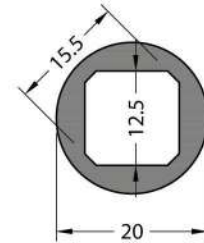
**CODE / KOD**  
**11094**

**THEORETICAL WEIGHT kg/m**  
TEORİK AĞIRLIK kg/m  
**0.129**



**CODE / KOD**  
**13736**

**THEORETICAL WEIGHT kg/m**  
TEORİK AĞIRLIK kg/m  
**0.239**



**No visible surface.** / Görünen yüzeyi yoktur.

**CODE / KOD**  
**11045**

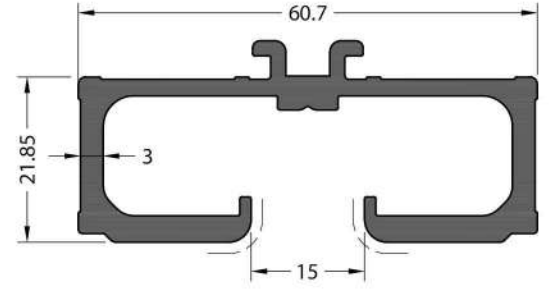
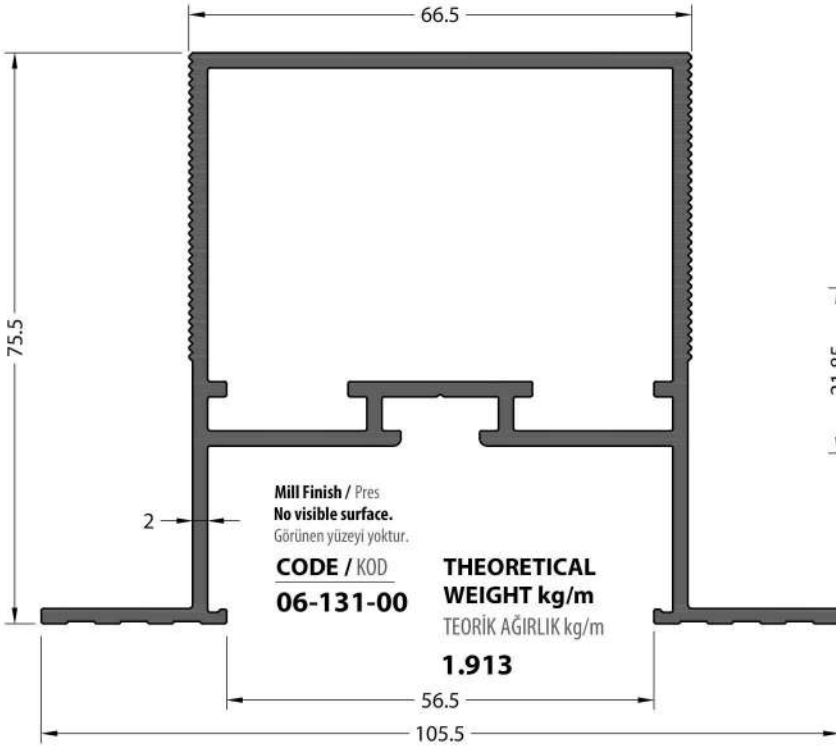
**THEORETICAL WEIGHT kg/m**  
TEORİK AĞIRLIK kg/m  
**0.439**

# **COMPOSITE PANEL SYSTEM**

KOMPOZİT PANEL SİSTEMİ

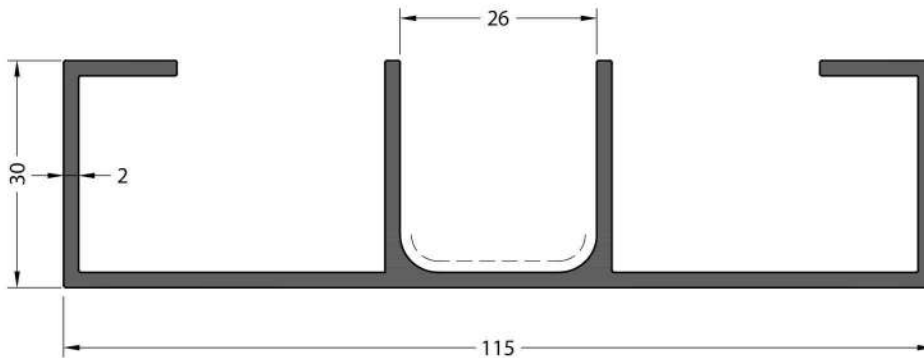
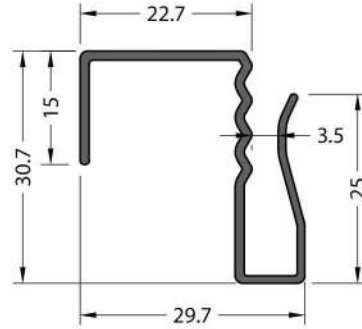
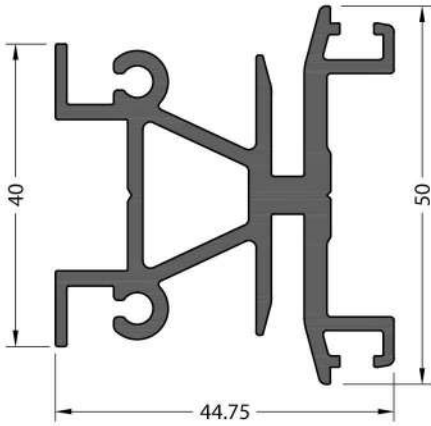


COMPOZITE PANEL SYSTEM / KOMPOZİT PANEL SİSTEMİ

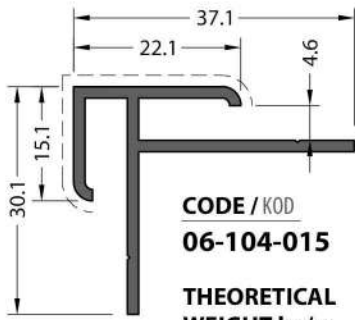


**CONNECTION**  
BAĞLANTI

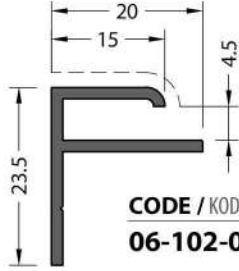
 CC-132-50.0



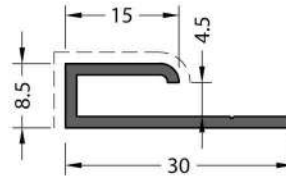
COMPOSITE PANEL SYSTEM / KOMPOZİT PANEL SİSTEMİ



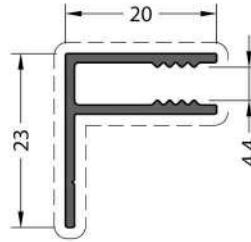
CODE / KOD  
**06-104-015**  
THEORETICAL WEIGHT kg/m  
TEORİK AĞIRLIK kg/m  
**0.377**



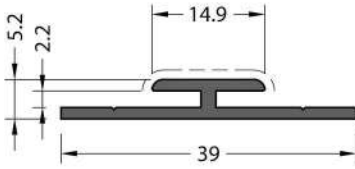
CODE / KOD  
**06-102-015**  
THEORETICAL WEIGHT kg/m  
TEORİK AĞIRLIK kg/m  
**0.225**



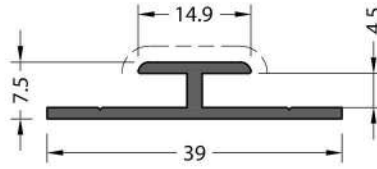
CODE / KOD  
**06-101-015**  
THEORETICAL WEIGHT kg/m  
TEORİK AĞIRLIK kg/m  
**0.205**



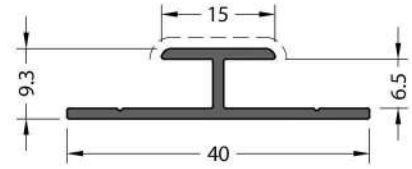
CODE / KOD  
**06-105-00**  
THEORETICAL WEIGHT kg/m  
TEORİK AĞIRLIK kg/m  
**0.207**



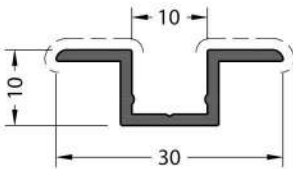
CODE / KOD  
**06-107-00**  
THEORETICAL WEIGHT kg/m  
TEORİK AĞIRLIK kg/m  
**0.227**



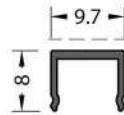
CODE / KOD  
**06-103-00**  
THEORETICAL WEIGHT kg/m  
TEORİK AĞIRLIK kg/m  
**0.240**



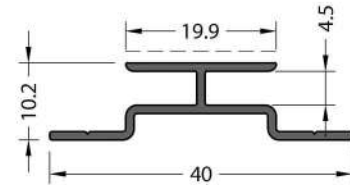
CODE / KOD  
**06-108-014**  
THEORETICAL WEIGHT kg/m  
TEORİK AĞIRLIK kg/m  
**0.230**



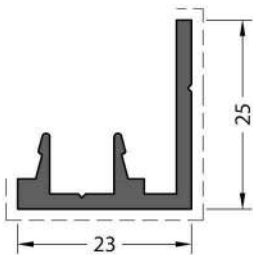
CODE / KOD  
**06-171-015**  
THEORETICAL WEIGHT kg/m  
TEORİK AĞIRLIK kg/m  
**0.189**



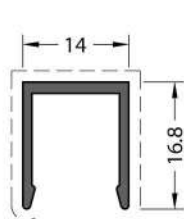
CODE / KOD  
**06-172-00**  
THEORETICAL WEIGHT kg/m  
TEORİK AĞIRLIK kg/m  
**0.058**



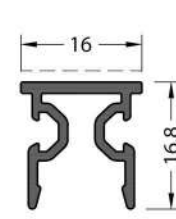
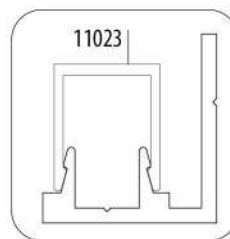
CODE / KOD  
**06-109-011**  
THEORETICAL WEIGHT kg/m  
TEORİK AĞIRLIK kg/m  
**0.206**



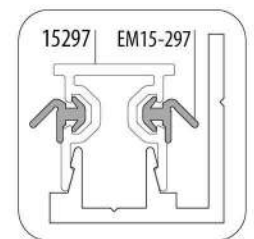
CODE / KOD  
**11022**  
THEORETICAL WEIGHT kg/m  
TEORİK AĞIRLIK kg/m  
**0.334**



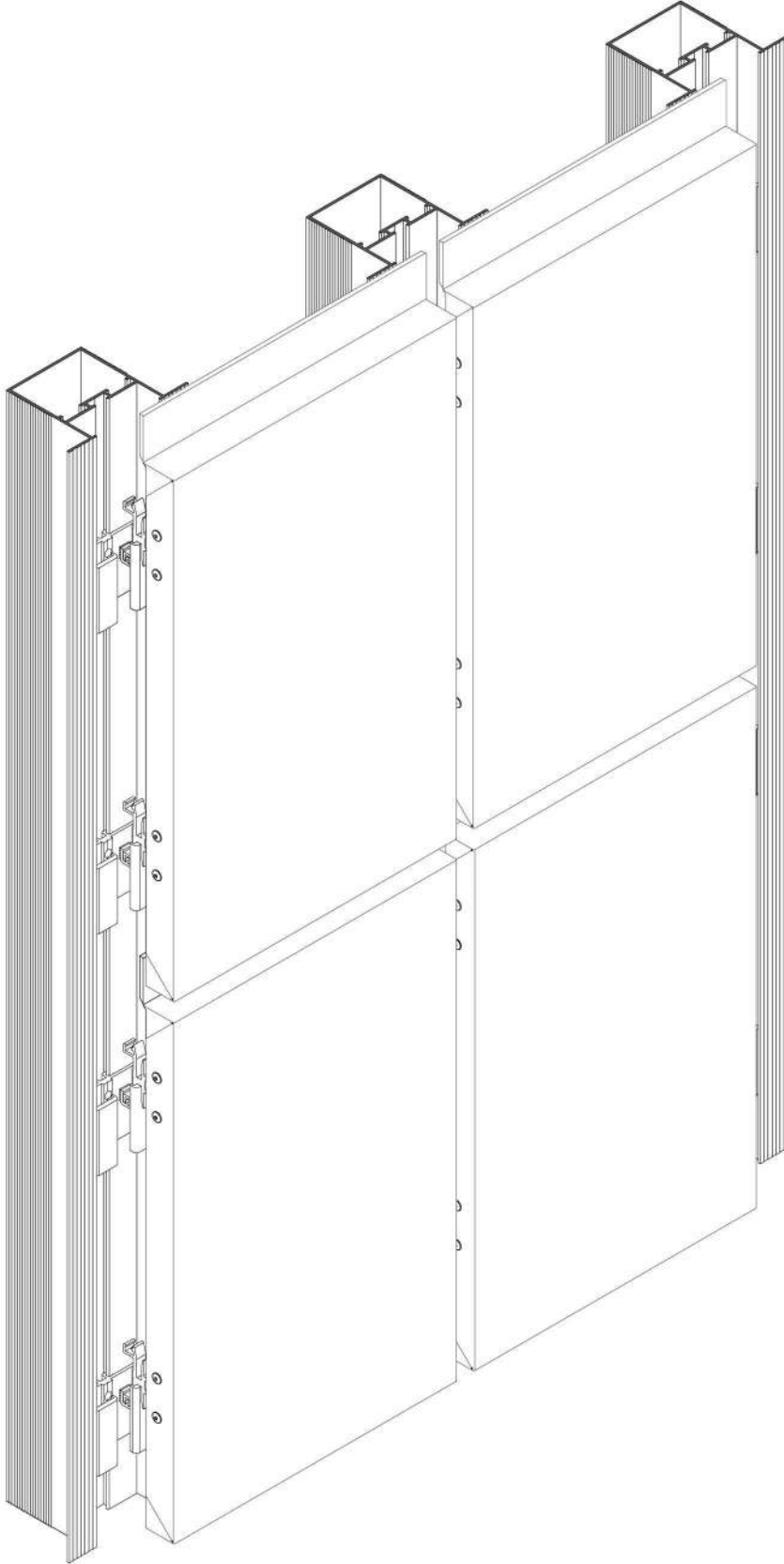
CODE / KOD  
**11023**  
THEORETICAL WEIGHT kg/m  
TEORİK AĞIRLIK kg/m  
**0.157**



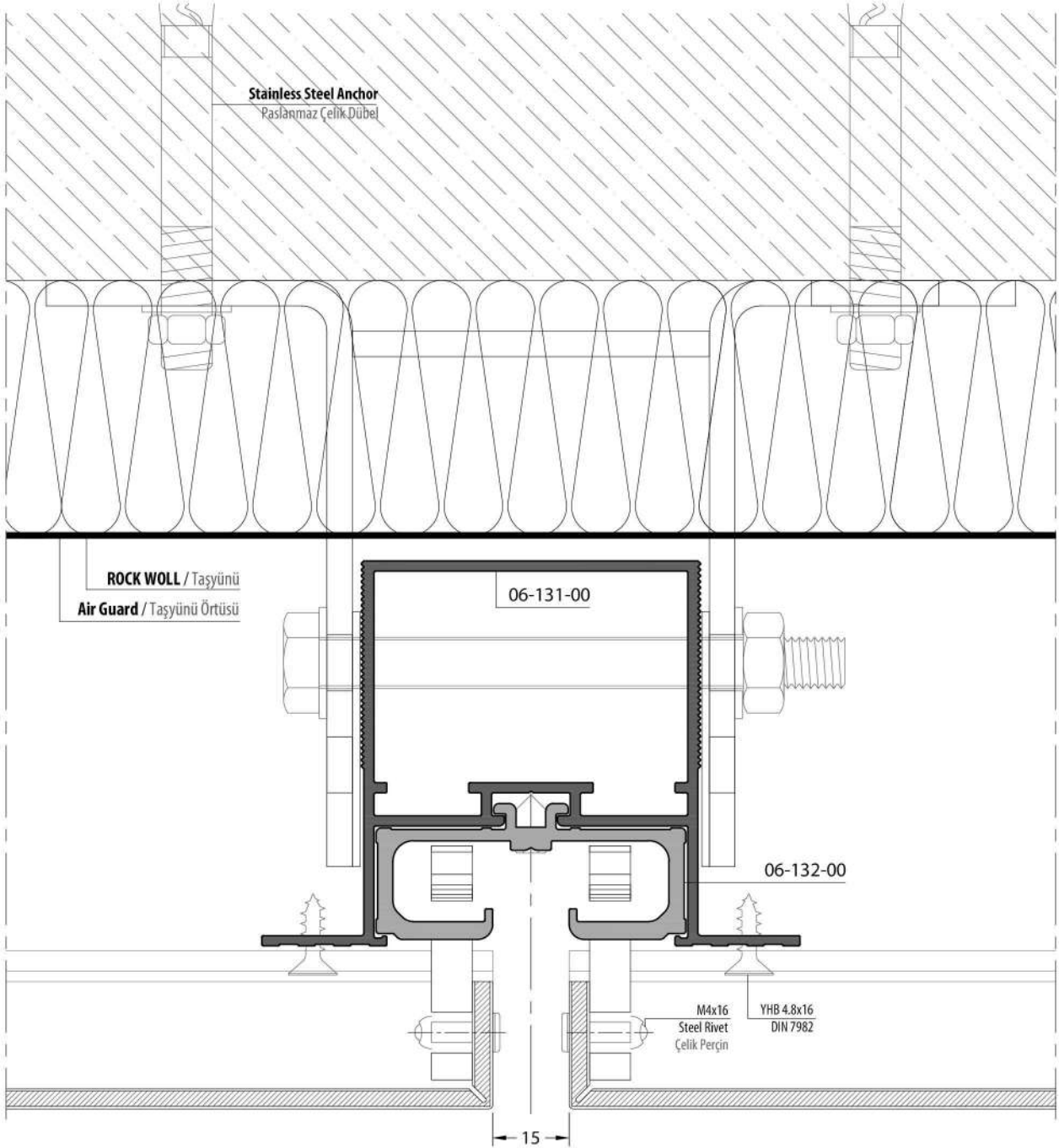
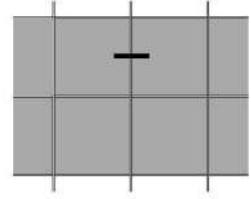
CODE / KOD  
**15297**  
THEORETICAL WEIGHT kg/m  
TEORİK AĞIRLIK kg/m  
**0.209**



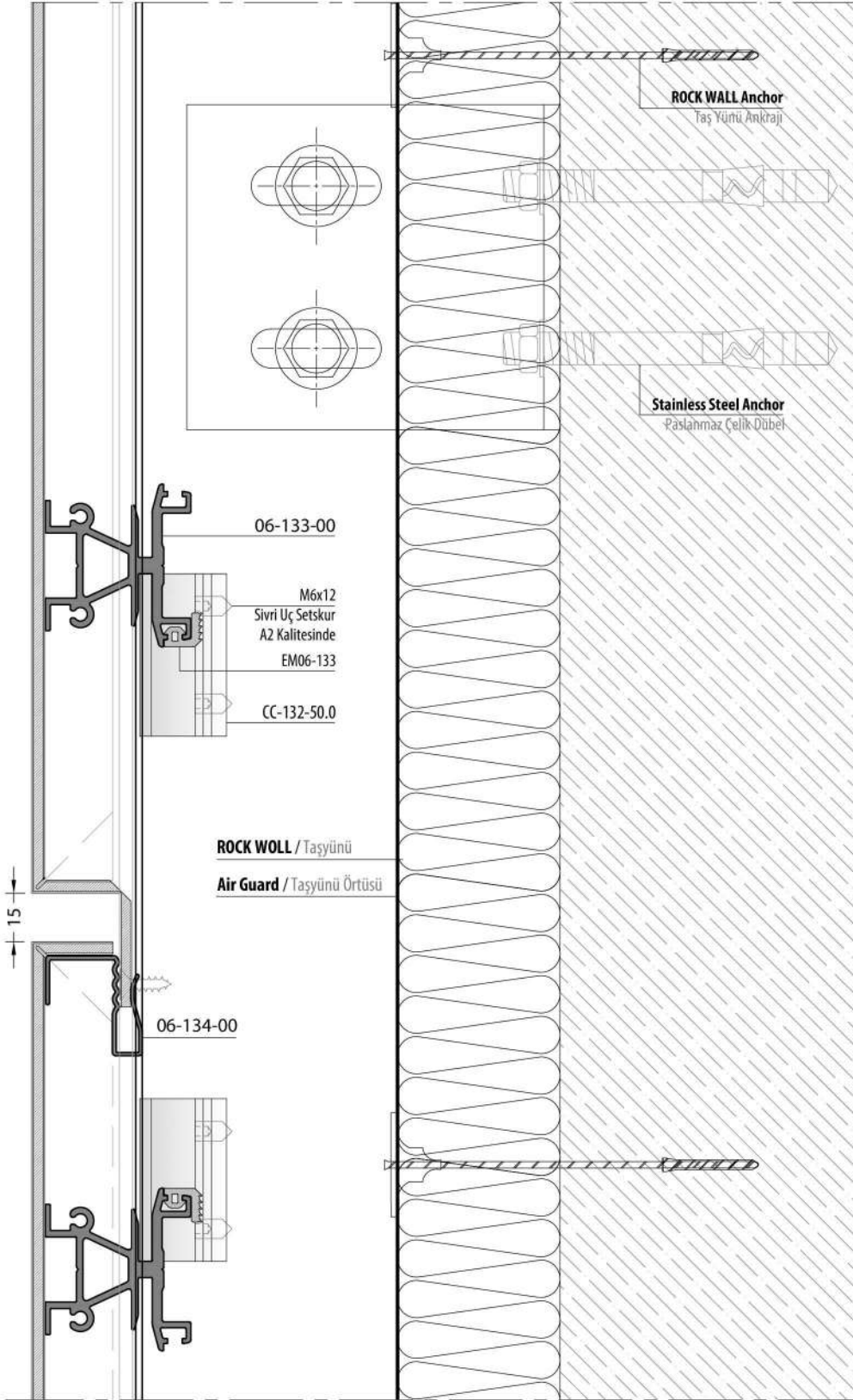
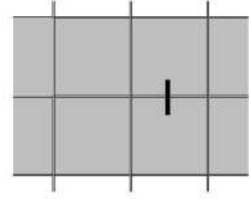
COMPOSITE PANEL SYSTEM / KOMPOZİT PANEL SİSTEMİ



COMPOSITE PANEL SYSTEM / KOMPOZİT PANEL SİSTEMİ



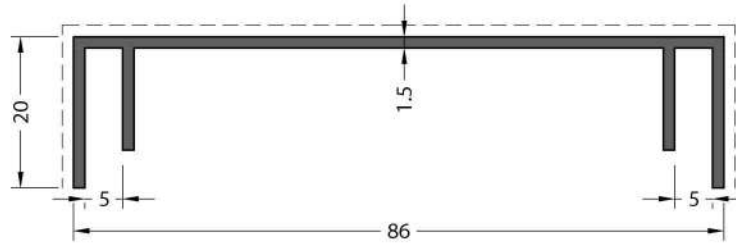
COMPOSITE PANEL SYSTEM / KOMPOZİT PANEL SİSTEMİ



**ADVERTORIAL PROFILES**  
REKLAM PROFİLLERİ



ADVERTORIAL PROFILES / REKLAM PROFİLLERİ



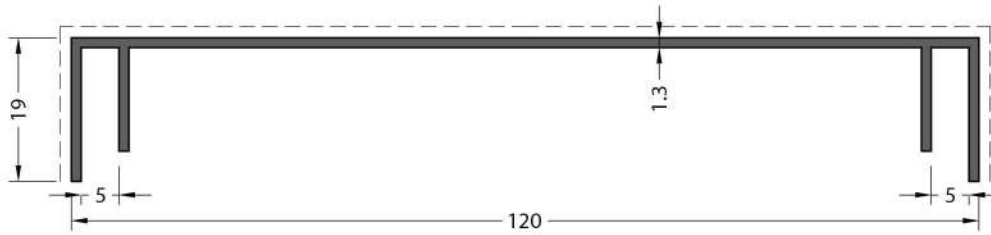
CODE / KOD

**2054**

**THEORETICAL WEIGHT kg/m**

TEORİK AĞIRLIK kg/m

**0.607**



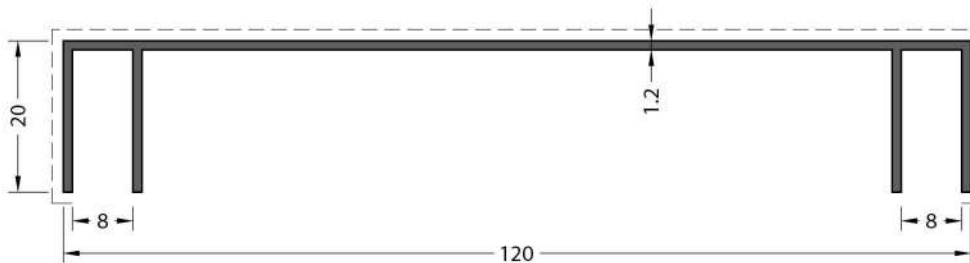
CODE / KOD

**2008**

**THEORETICAL WEIGHT kg/m**

TEORİK AĞIRLIK kg/m

**0.642**



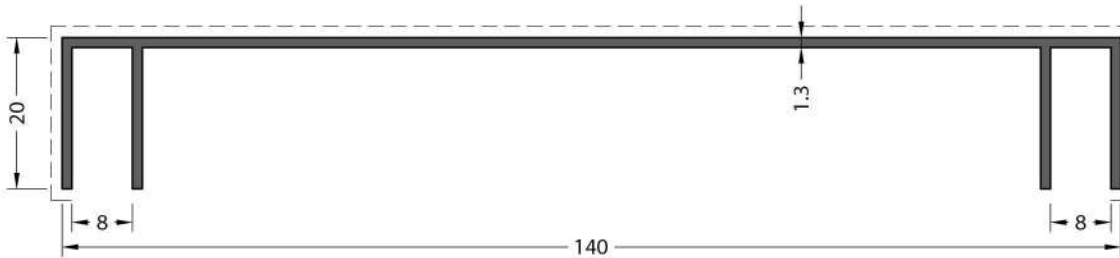
CODE / KOD

**11274**

**THEORETICAL WEIGHT kg/m**

TEORİK AĞIRLIK kg/m

**0.633**



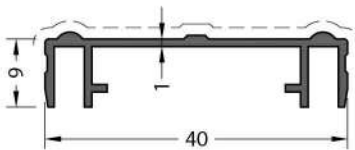
CODE / KOD

**11275**

**THEORETICAL WEIGHT kg/m**

TEORİK AĞIRLIK kg/m

**0.754**



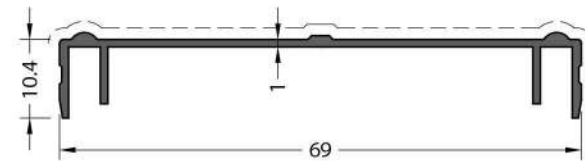
CODE / KOD

**1013**

**THEORETICAL WEIGHT kg/m**

TEORİK AĞIRLIK kg/m

**0.222**



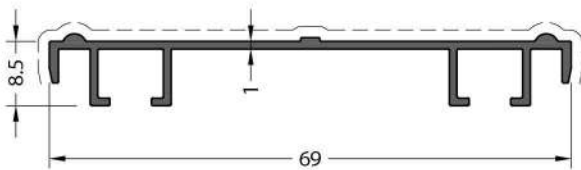
CODE / KOD

**2091**

**THEORETICAL WEIGHT kg/m**

TEORİK AĞIRLIK kg/m

**0.296**



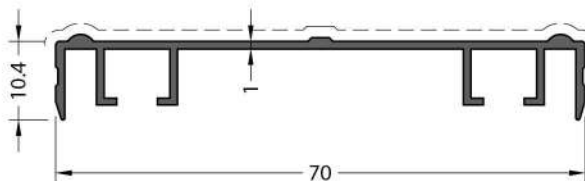
CODE / KOD

**1045**

**THEORETICAL WEIGHT kg/m**

TEORİK AĞIRLIK kg/m

**0.327**



CODE / KOD

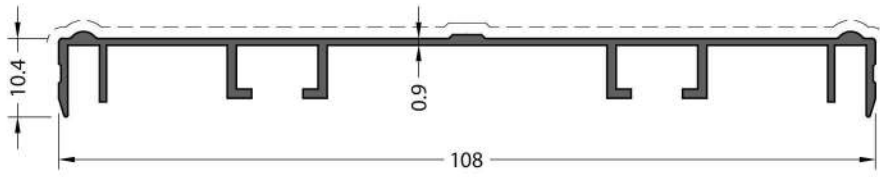
**2092**

**THEORETICAL WEIGHT kg/m**

TEORİK AĞIRLIK kg/m

**0.352**

ADVERTORIAL PROFILES / REKLAM PROFİLLERİ

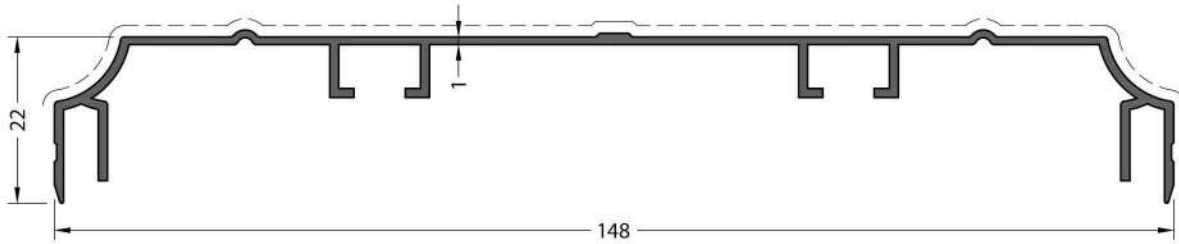


CODE / KOD

**2088**

**THEORETICAL WEIGHT kg/m**  
TEORİK AĞIRLIK kg/m

**0.485**

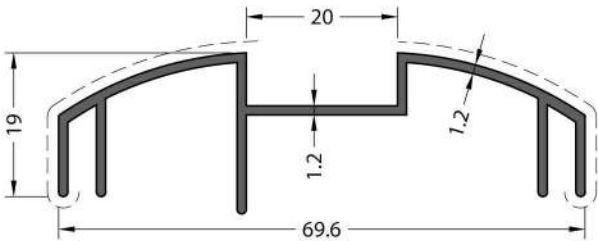


CODE / KOD

**2072**

**THEORETICAL WEIGHT kg/m**  
TEORİK AĞIRLIK kg/m

**0.713**

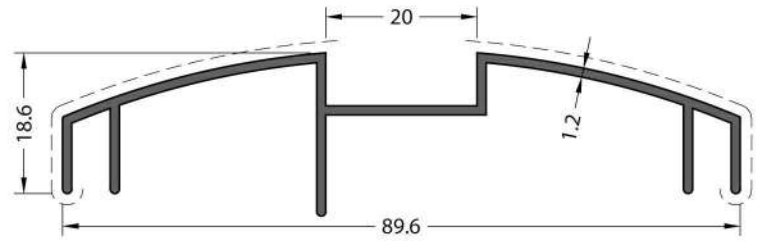


CODE / KOD

**1003**

**THEORETICAL WEIGHT kg/m**  
TEORİK AĞIRLIK kg/m

**0.472**

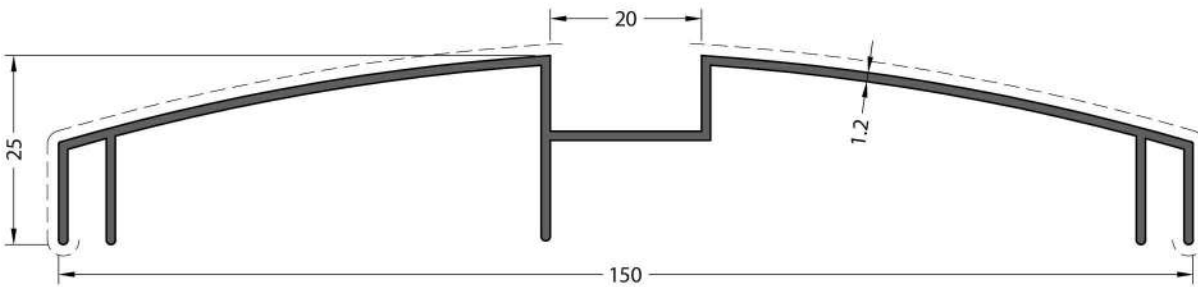


CODE / KOD

**1004**

**THEORETICAL WEIGHT kg/m**  
TEORİK AĞIRLIK kg/m

**0.517**

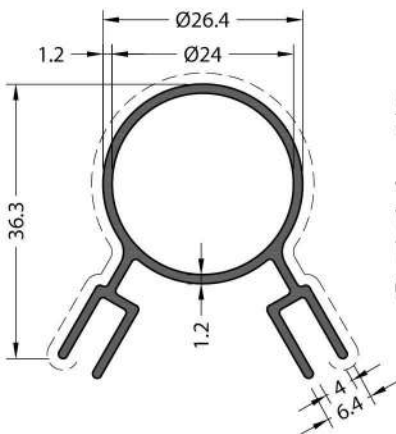


CODE / KOD

**1007**

**THEORETICAL WEIGHT kg/m**  
TEORİK AĞIRLIK kg/m

**0.771**

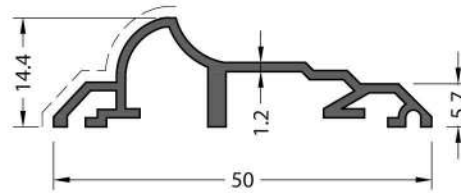


CODE / KOD

**1015**

**THEORETICAL WEIGHT kg/m**  
TEORİK AĞIRLIK kg/m

**0.465**



CODE / KOD

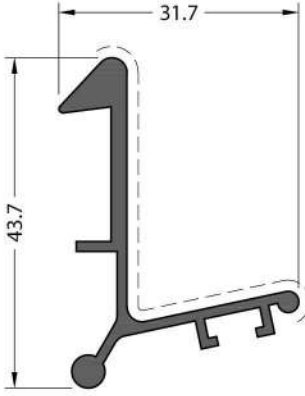
**2073**

**THEORETICAL WEIGHT kg/m**  
TEORİK AĞIRLIK kg/m

**0.333**

ADVERTORIAL PROFILES / REKLAM PROFİLLERİ

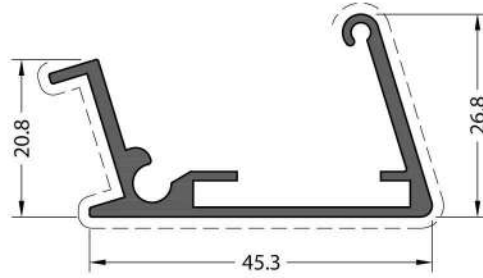
Application Details / Uygulama Detayı



CODE / KOD

**11292**

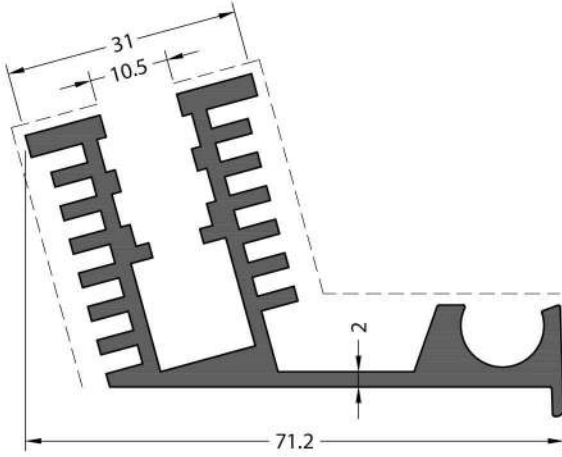
**THEORETICAL WEIGHT kg/m**  
TEORİK AĞIRLIK kg/m  
**0.454**



CODE / KOD

**11293**

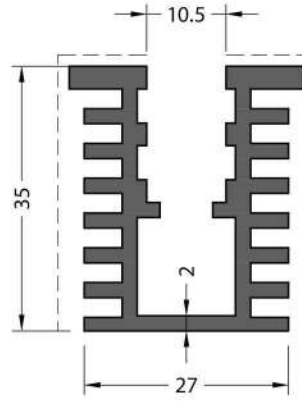
**THEORETICAL WEIGHT kg/m**  
TEORİK AĞIRLIK kg/m  
**0.528**



CODE / KOD

**13266**

**THEORETICAL WEIGHT kg/m**  
TEORİK AĞIRLIK kg/m  
**1.552**

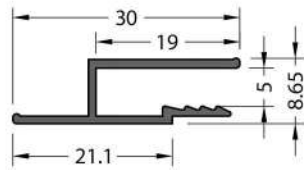


CODE / KOD

**13267**

**THEORETICAL WEIGHT kg/m**  
TEORİK AĞIRLIK kg/m  
**1.027**

TENSION CEILING PROFILE / GERGİ TAVAN PROFİLİ



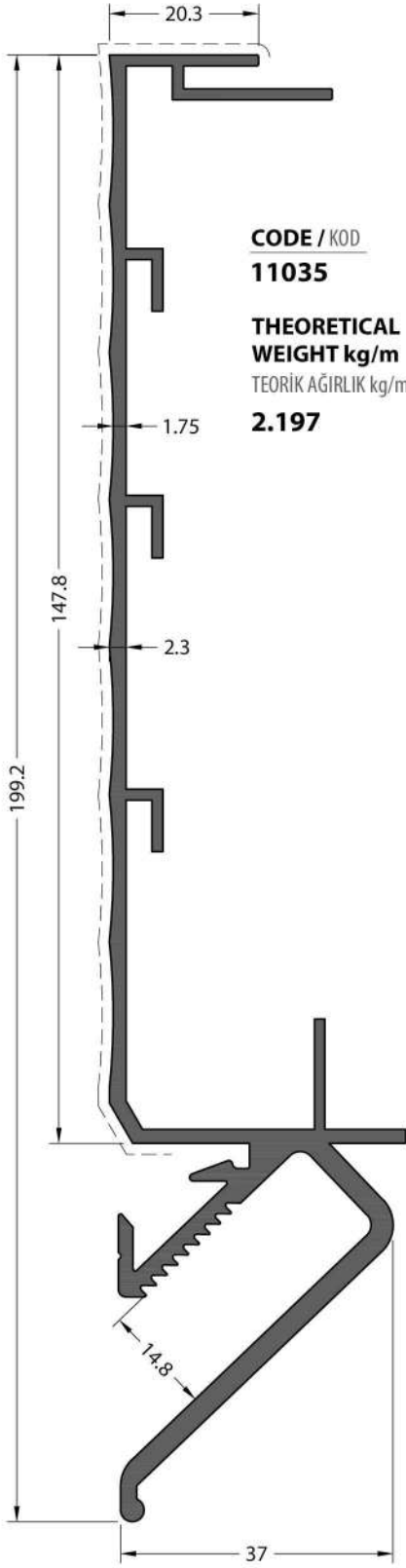
Mill Finish / Pres  
No visible surface. / Görünen yüzeyi yoktur.

CODE / KOD

**21-181-010**

**THEORETICAL WEIGHT kg/m**  
TEORİK AĞIRLIK kg/m  
**0.162**

ADVERTORIAL PROFILES / REKLAM PROFİLLERİ



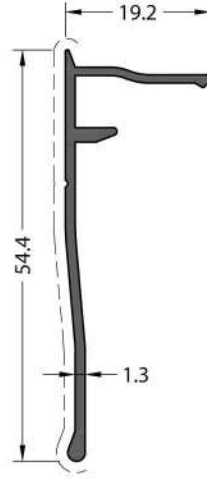
CODE / KOD

**11035**

**THEORETICAL WEIGHT kg/m**

TEORİK AĞIRLIK kg/m

**2.197**



CODE / KOD

**11033**

**THEORETICAL WEIGHT kg/m**

TEORİK AĞIRLIK kg/m

**0.272**

No visible surface.  
Görünen yüzeyi yoktur.

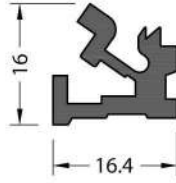
CODE / KOD

**11034**

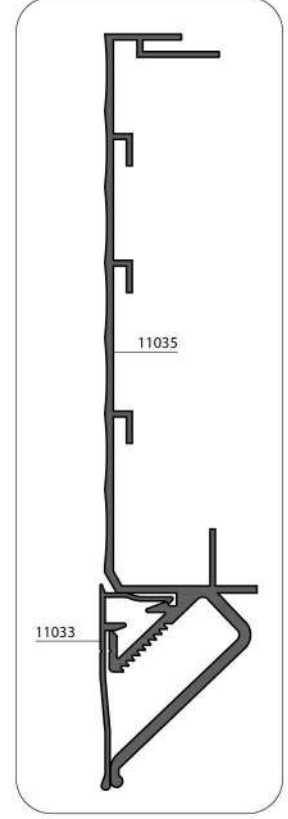
**THEORETICAL WEIGHT kg/m**

TEORİK AĞIRLIK kg/m

**0.295**



Application Details / Uygulama Detayı



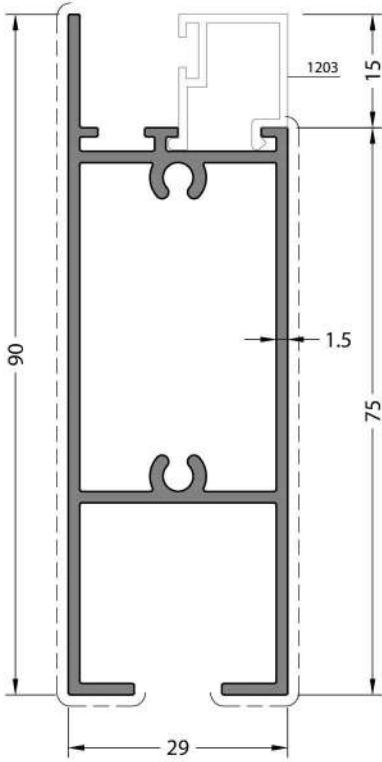


# **PHOTOCELL DOOR PROFILES**

FOTOSELLİ KAPI PROFİLLERİ

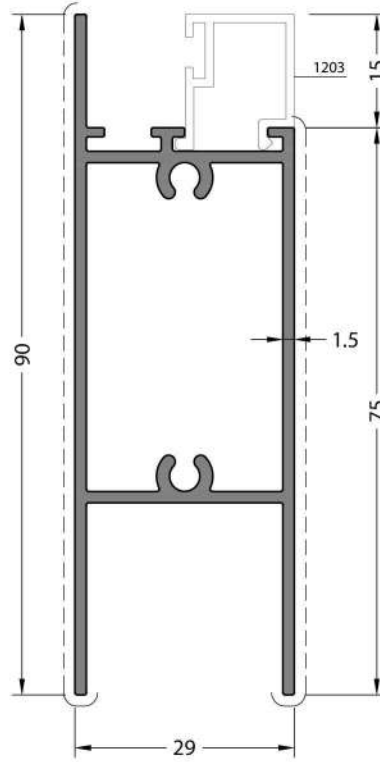


PHOTOCELL DOOR PROFILES / FOTOSELLİ KAPI PROFİLLERİ



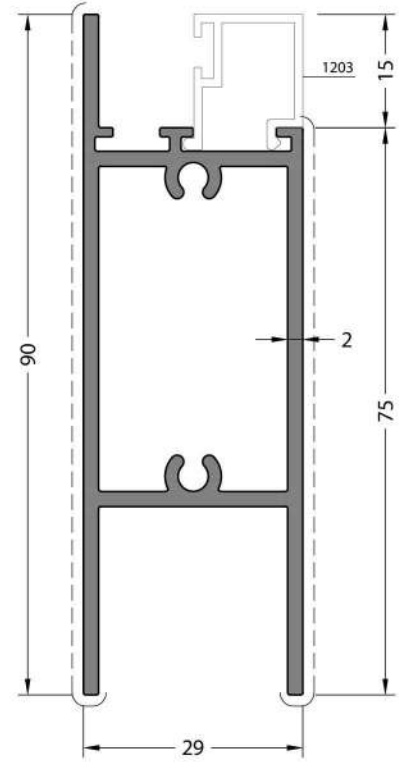
CODE / KOD  
**23-202-015**

THEORETICAL  
WEIGHT kg/m  
TEORİK AĞIRLIK kg/m  
**1.068**



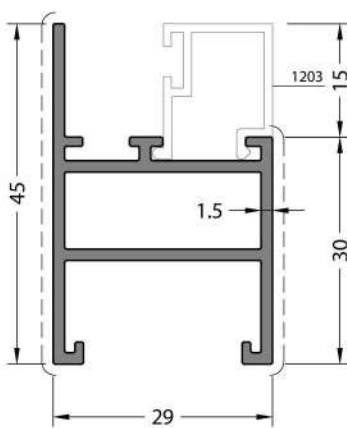
CODE / KOD  
**23-203-015**

THEORETICAL  
WEIGHT kg/m  
TEORİK AĞIRLIK kg/m  
**1.010**



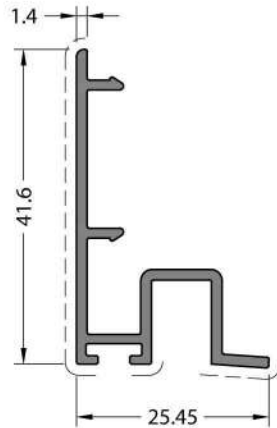
CODE / KOD  
**23-203-020**

THEORETICAL  
WEIGHT kg/m  
TEORİK AĞIRLIK kg/m  
**1.275**



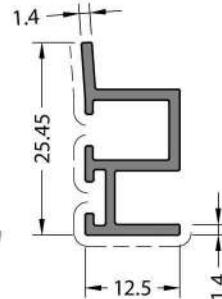
CODE / KOD  
**23-201-015**

THEORETICAL  
WEIGHT kg/m  
TEORİK AĞIRLIK kg/m  
**0.579**



CODE / KOD  
**23-501-014**

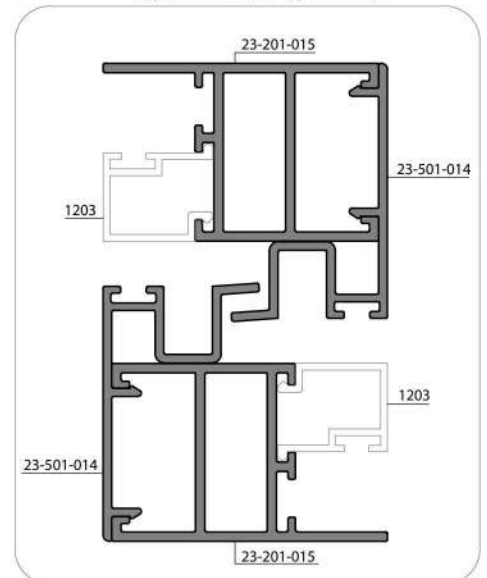
THEORETICAL  
WEIGHT kg/m  
TEORİK AĞIRLIK kg/m  
**0.366**



CODE / KOD  
**23-502-014**

THEORETICAL  
WEIGHT kg/m  
TEORİK AĞIRLIK kg/m  
**0.236**

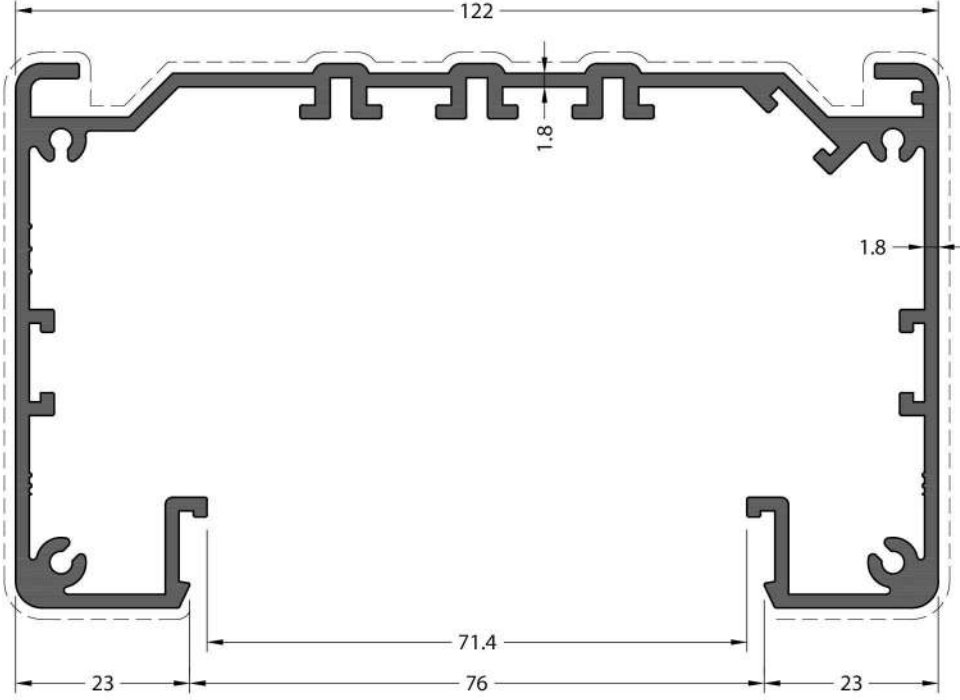
Application Details / Uygulama Detayı



**CABLE PROFILES**  
KABLO PROFİLLERİ

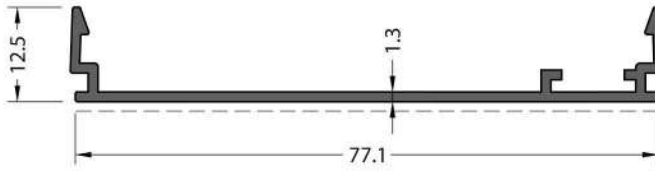


CABLE PROFILES / KABLO PROFİLLERİ



CODE / KOD  
**1001**

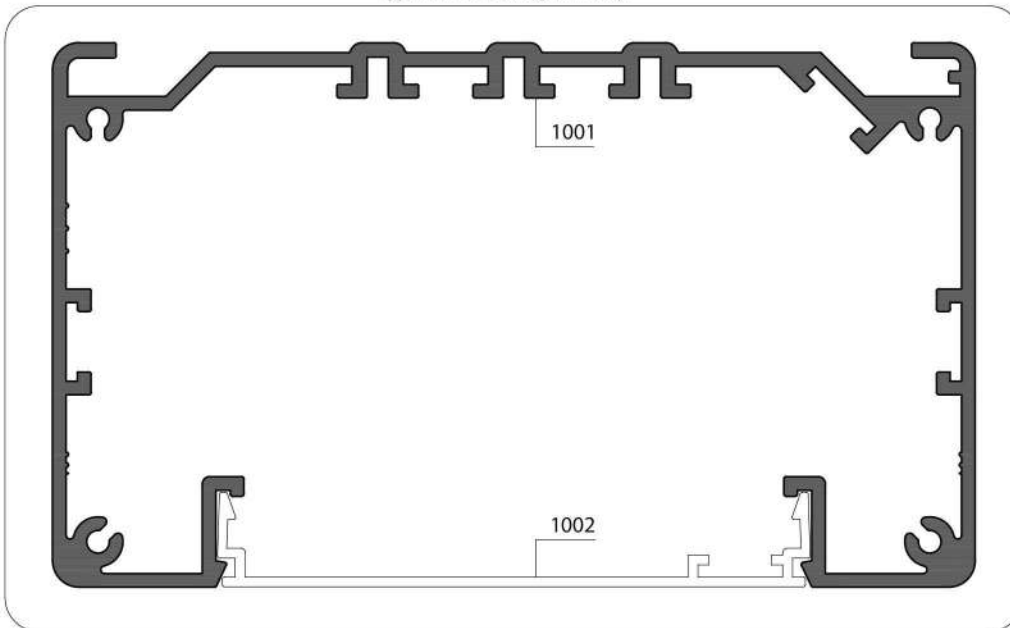
THEORETICAL  
WEIGHT kg/m  
TEORİK AĞIRLIK kg/m  
**2.400**



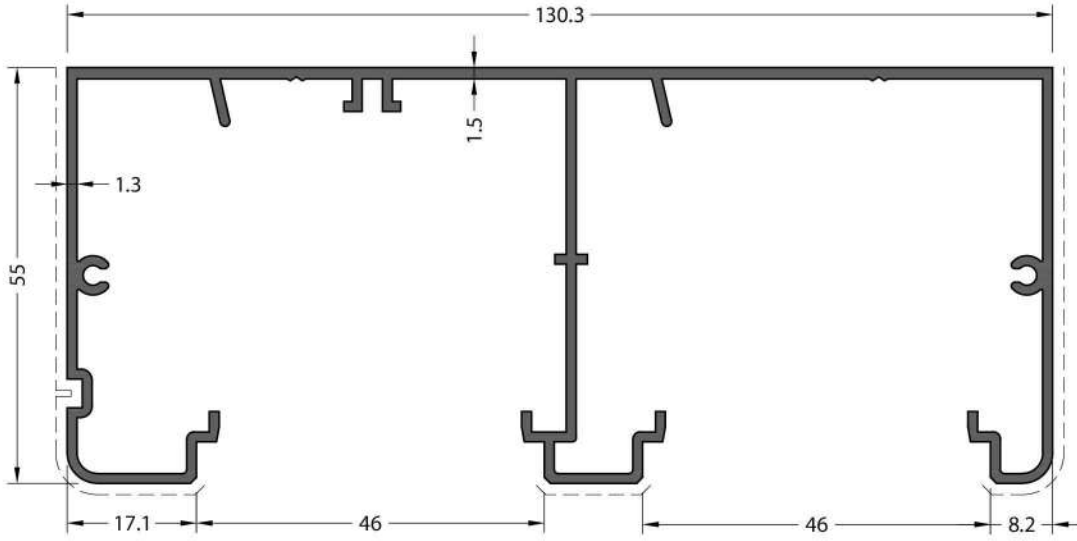
CODE / KOD  
**1002**

THEORETICAL  
WEIGHT kg/m  
TEORİK AĞIRLIK kg/m  
**0.390**

Application Details / Uygulama Detayı



CABLE PROFILES / KABLO PROFİLLERİ



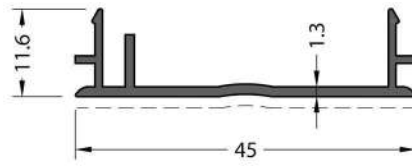
CODE / KOD

**2097**

THEORETICAL WEIGHT kg/m

TEORİK AĞIRLIK kg/m

**1.512**



CODE / KOD

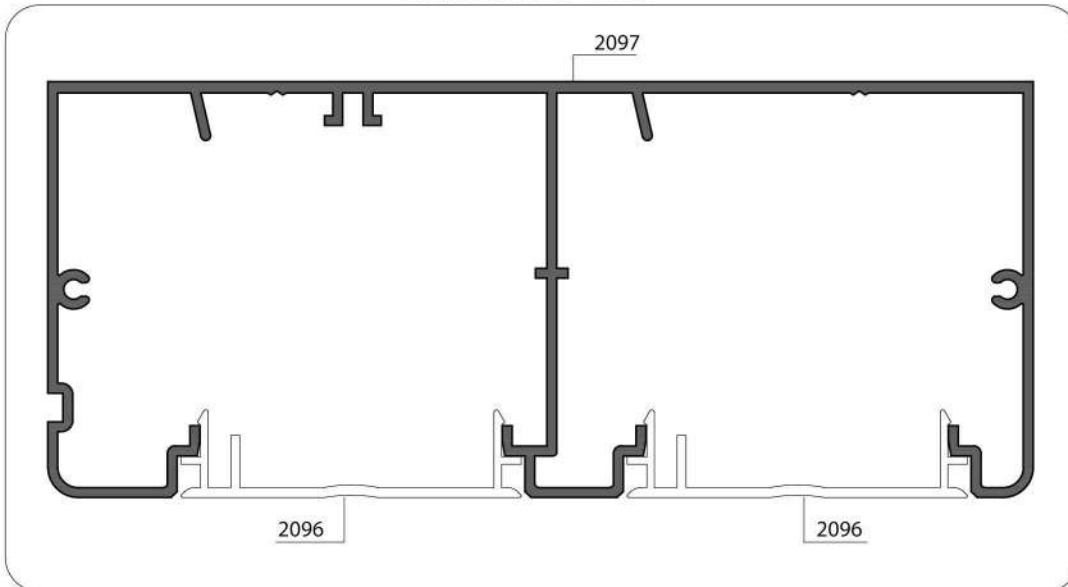
**2096**

THEORETICAL WEIGHT kg/m

TEORİK AĞIRLIK kg/m

**0.247**

Application Details / Uygulama Detayı

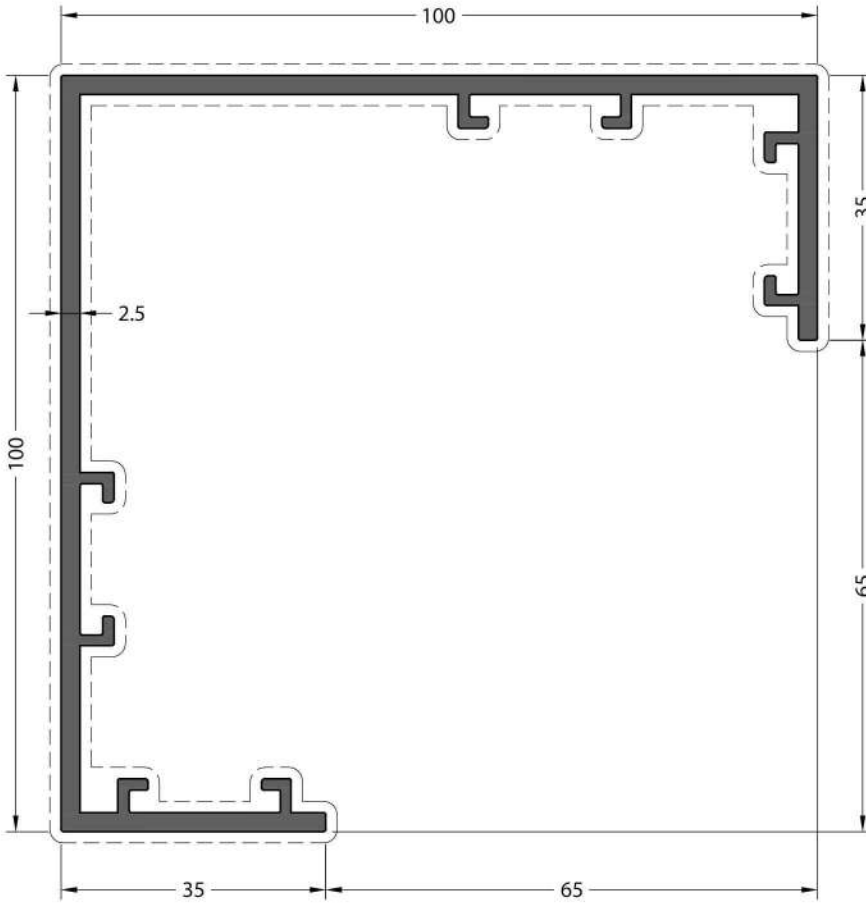




**LED PROFILES**  
LED PROFİLLERİ



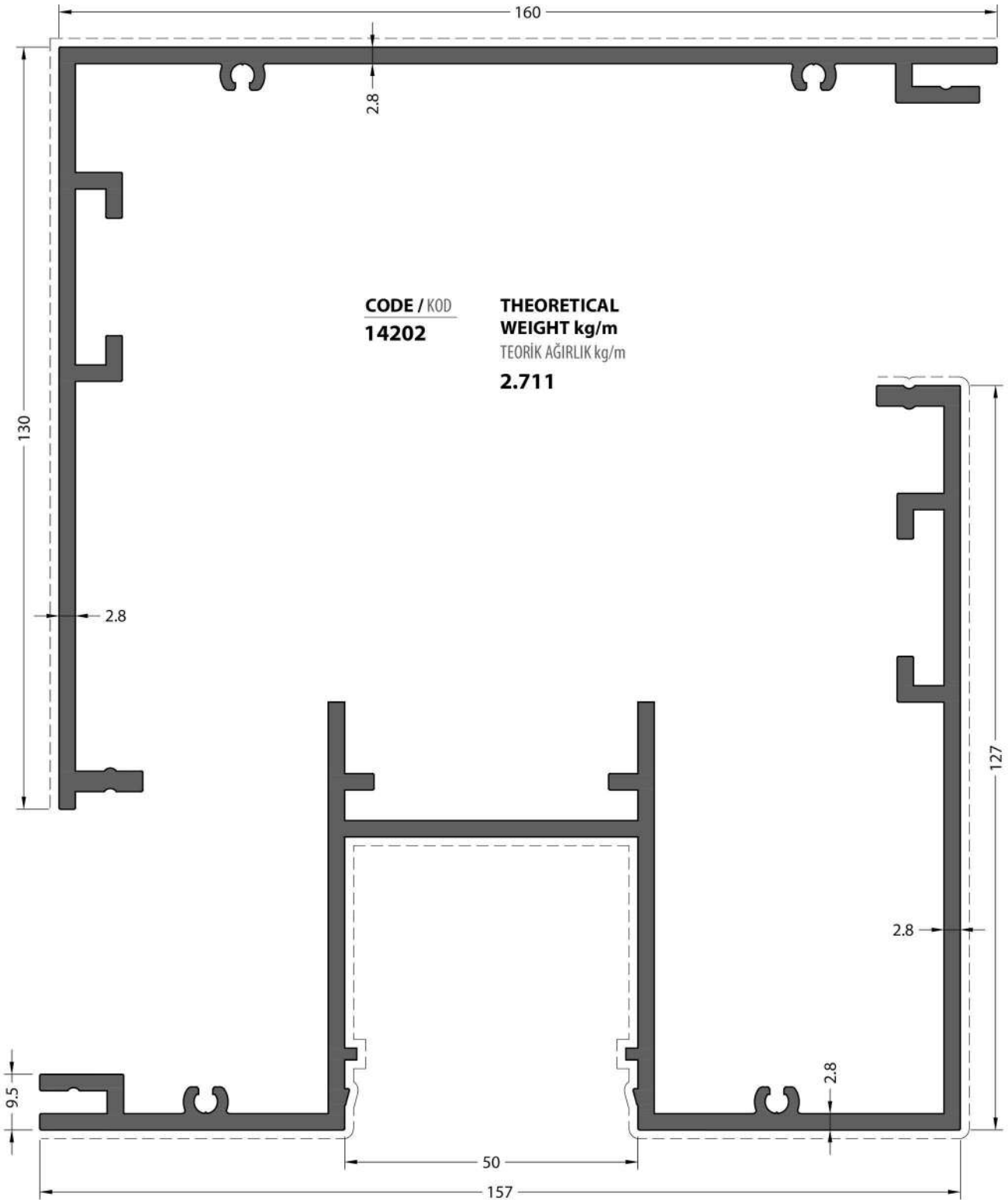
LED PROFILES / LED PROFİLLERİ



**CODE / KOD**  
**14181**

**THEORETICAL WEIGHT kg/m**  
TEORİK AĞIRLIK kg/m  
**1.992**

LED PROFILES / LED PROFİLLERİ



CODE / KOD  
14203

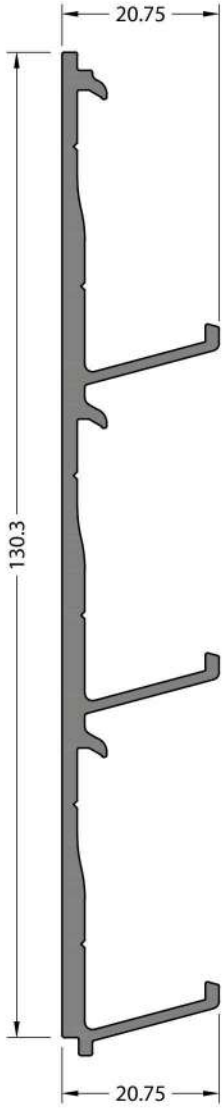
THEORETICAL WEIGHT kg/m  
TEORİK AĞIRLIK kg/m  
3.832



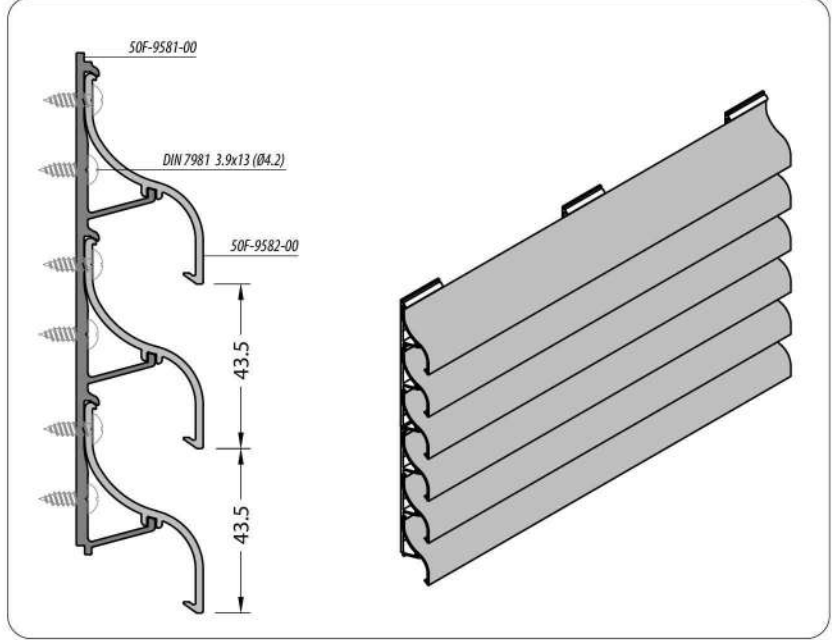
**VENT PROFILES**  
MENFEZ PROFİLLERİ



VENT PROFILES / MENFEZ PROFİLERİ



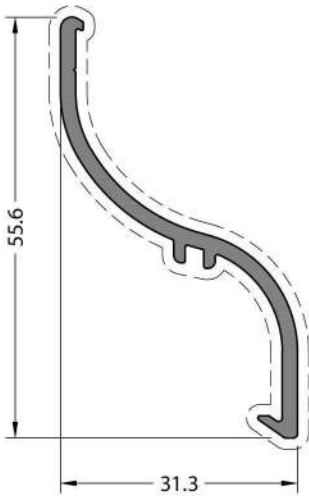
Application Details / Uygulama Detayı



No visible surface.  
Görünen yüzeyi yoktur.

CODE / KOD  
**50F-9581-00**

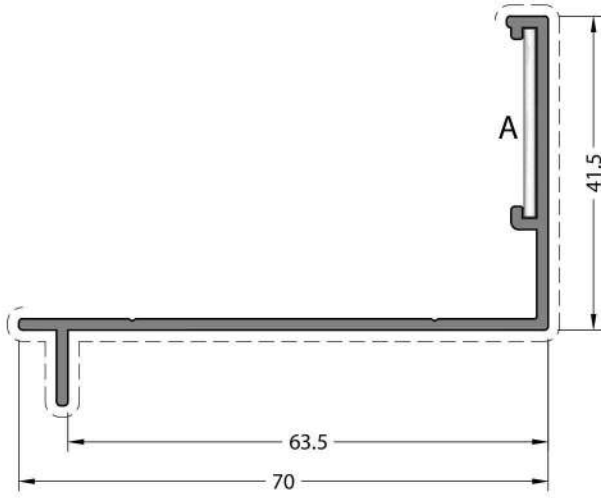
THEORETICAL  
WEIGHT kg/m  
TEORİK AĞIRLIK kg/m  
**1.211**



CODE / KOD  
**50F-9582-00**

THEORETICAL  
WEIGHT kg/m  
TEORİK AĞIRLIK kg/m  
**0.409**

VENT PROFILES / MENFEZ PROFİLES



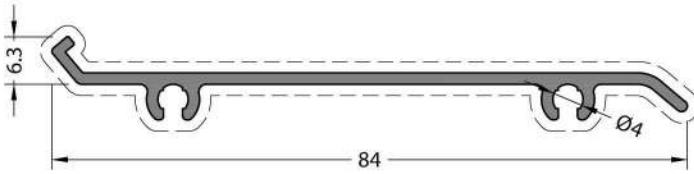
CODE / KOD  
**50F-9583-00**

THEORETICAL  
WEIGHT kg/m  
TEORİK AĞIRLIK kg/m  
**0.526**

CORNER JOINT  
KÖŞE BAĞLANTI



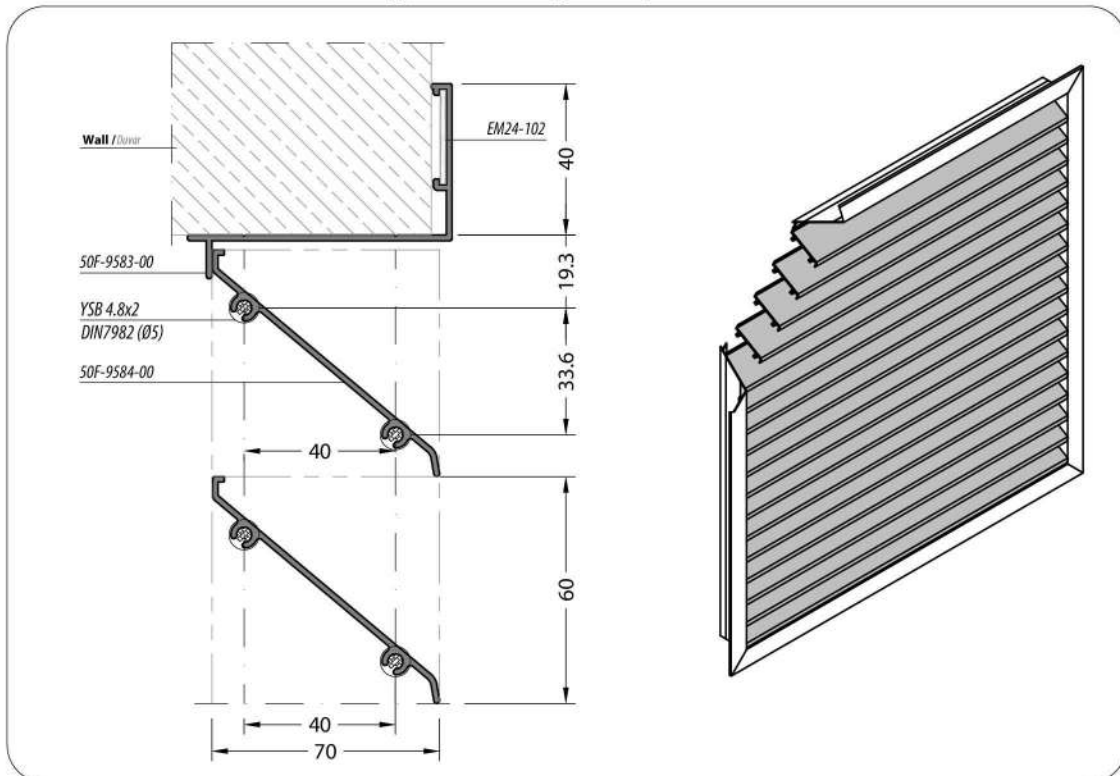
A EM24-102



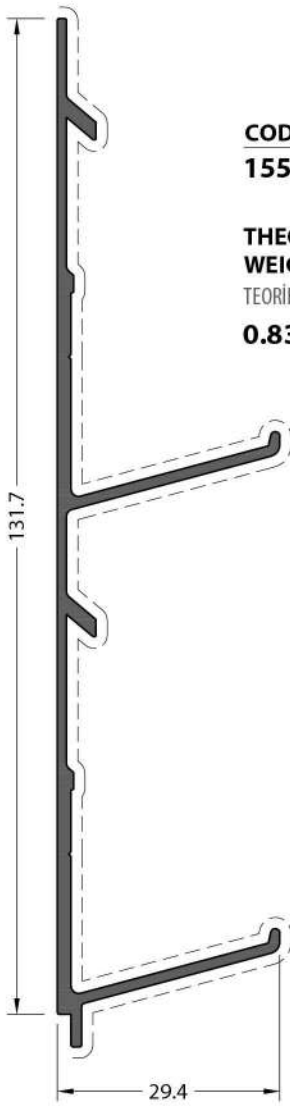
CODE / KOD  
**50F-9584-00**

THEORETICAL  
WEIGHT kg/m  
TEORİK AĞIRLIK kg/m  
**0.444**

Application Details / Uygulama Detayı

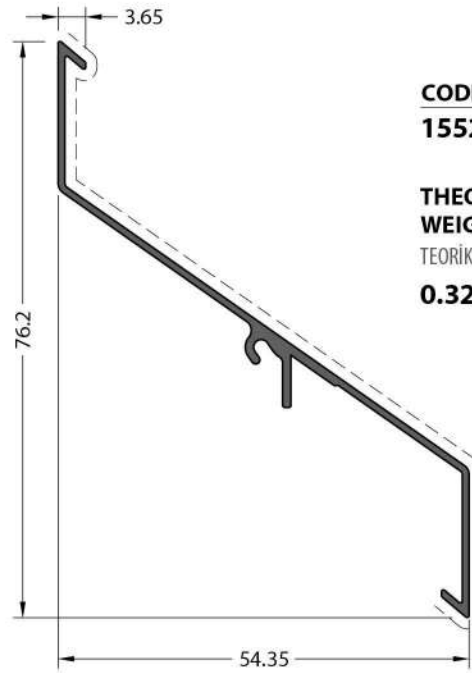


VENT PROFILES / MENFEZ PROFİLERİ



**CODE / KOD**  
**15527**

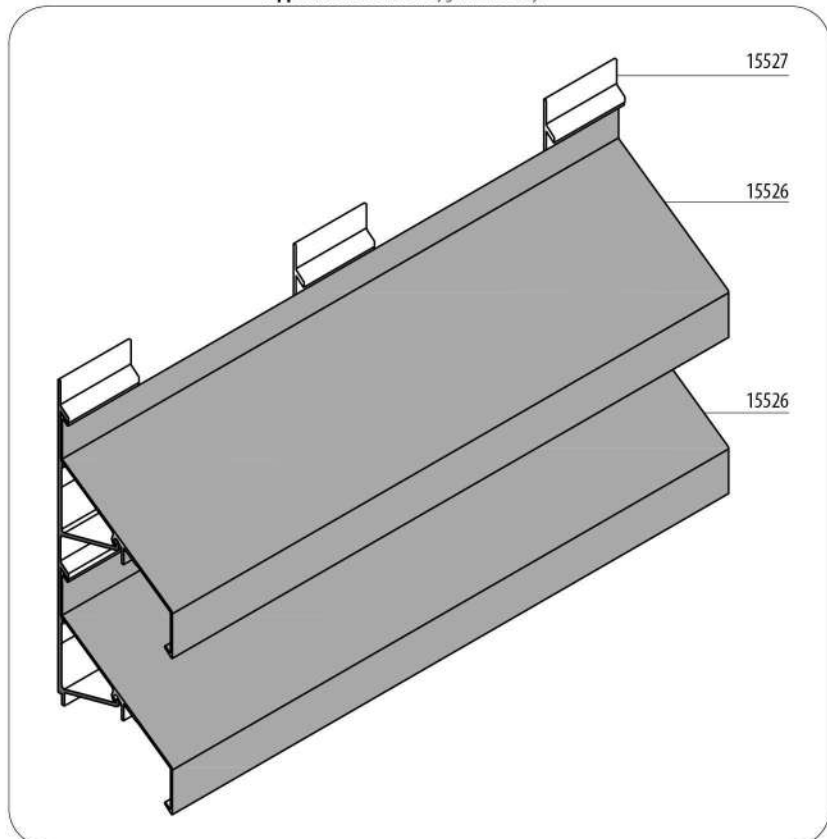
**THEORETICAL WEIGHT kg/m**  
TEORİK AĞIRLIK kg/m  
**0.838**



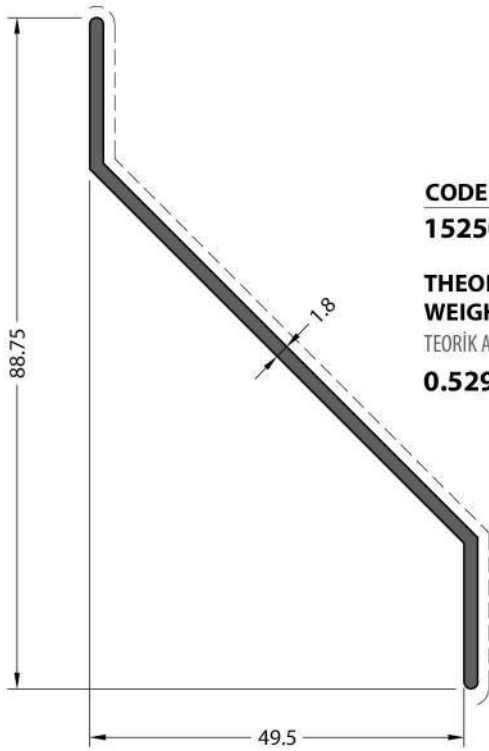
**CODE / KOD**  
**15526**

**THEORETICAL WEIGHT kg/m**  
TEORİK AĞIRLIK kg/m  
**0.325**

Application Details / Uygulama Detayı

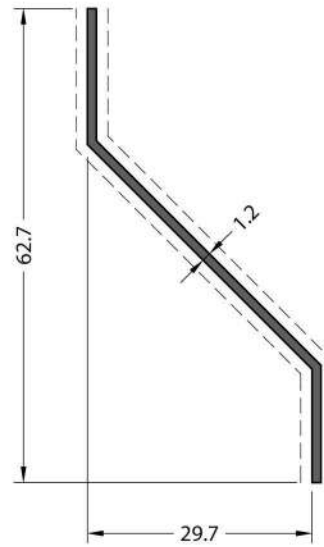


VENT PROFILES / MENFEZ PROFİLER



**CODE / KOD**  
**15250**

**THEORETICAL WEIGHT kg/m**  
TEORİK AĞIRLIK kg/m  
**0.529**



**CODE / KOD**  
**14372**

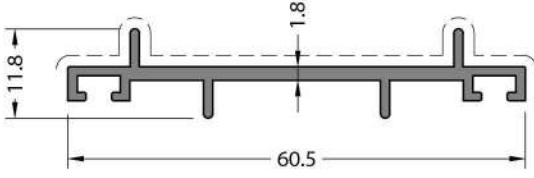
**THEORETICAL WEIGHT kg/m**  
TEORİK AĞIRLIK kg/m  
**0.243**



**POLYCARBON PROFILES**  
POLİKARBON PROFİLLERİ

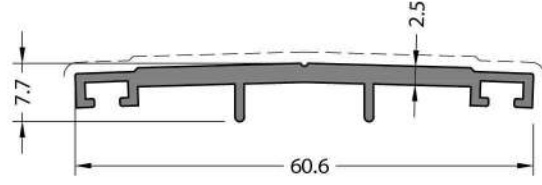


POLYCARBON PROFILES / POLİKARBON PROFİLLERİ



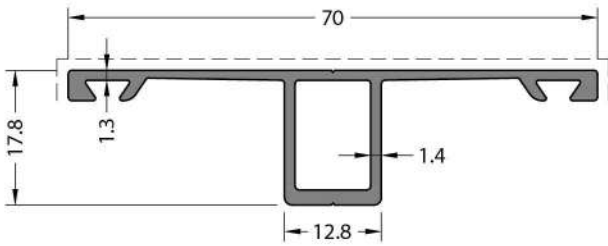
**CODE / KOD**  
**1046**

**THEORETICAL WEIGHT kg/m**  
TEORİK AĞIRLIK kg/m  
**0.388**



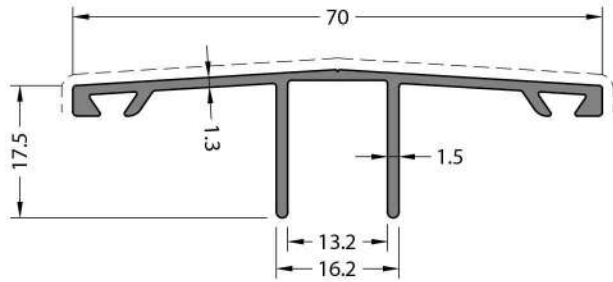
**CODE / KOD**  
**1047**

**THEORETICAL WEIGHT kg/m**  
TEORİK AĞIRLIK kg/m  
**0.440**



**CODE / KOD**  
**1054**

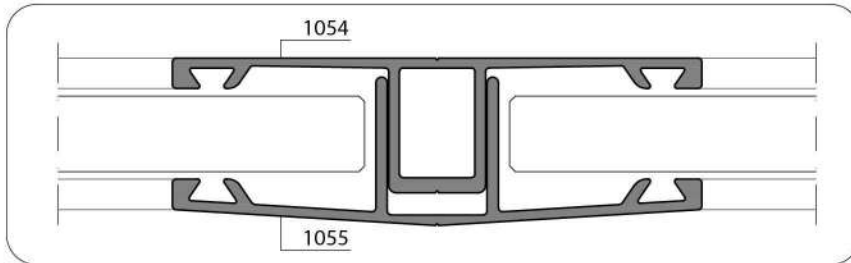
**THEORETICAL WEIGHT kg/m**  
TEORİK AĞIRLIK kg/m  
**0.477**



**CODE / KOD**  
**1055**

**THEORETICAL WEIGHT kg/m**  
TEORİK AĞIRLIK kg/m  
**0.461**

Application / Uygulama

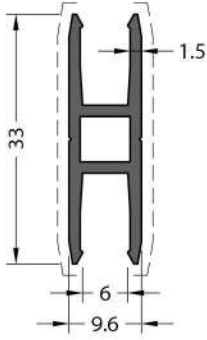


# **GREENHOUSE PROFILES**

SERA PROFİLLERİ



GREENHOUSE PROFILES / SERA PROFİLLERİ



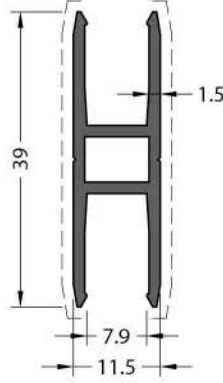
CODE / KOD

**2044**

**THEORETICAL WEIGHT kg/m**

TEORİK AĞIRLIK kg/m

**0.320**



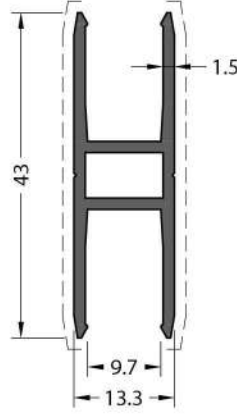
CODE / KOD

**2042**

**THEORETICAL WEIGHT kg/m**

TEORİK AĞIRLIK kg/m

**0.383**



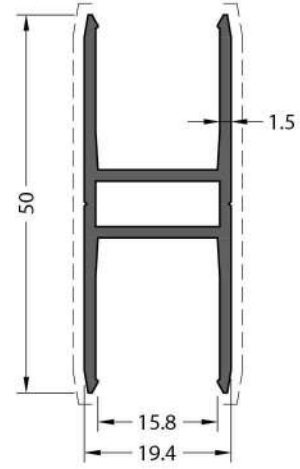
CODE / KOD

**2043**

**THEORETICAL WEIGHT kg/m**

TEORİK AĞIRLIK kg/m

**0.430**



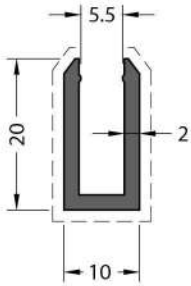
CODE / KOD

**2041**

**THEORETICAL WEIGHT kg/m**

TEORİK AĞIRLIK kg/m

**0.537**



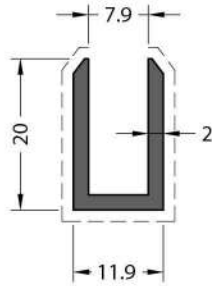
CODE / KOD

**2048**

**THEORETICAL WEIGHT kg/m**

TEORİK AĞIRLIK kg/m

**0.241**



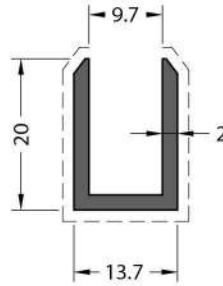
CODE / KOD

**2047**

**THEORETICAL WEIGHT kg/m**

TEORİK AĞIRLIK kg/m

**0.251**



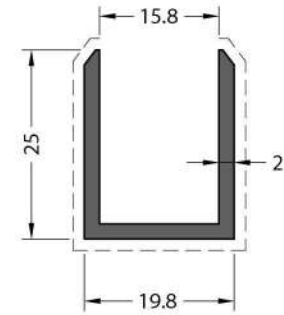
CODE / KOD

**2046**

**THEORETICAL WEIGHT kg/m**

TEORİK AĞIRLIK kg/m

**0.260**



CODE / KOD

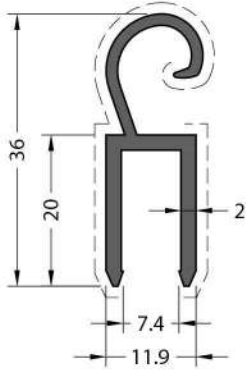
**2045**

**THEORETICAL WEIGHT kg/m**

TEORİK AĞIRLIK kg/m

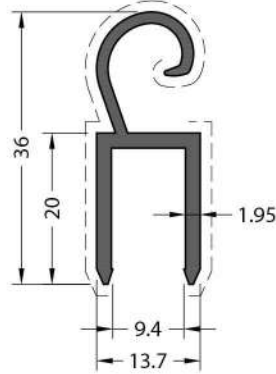
**0.347**

GREENHOUSE PROFILES / SERA PROFİLLERİ



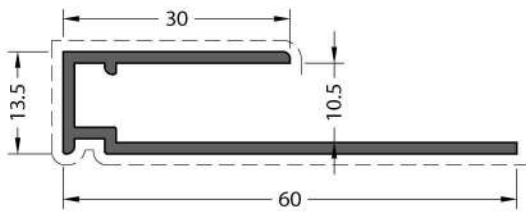
CODE / KOD  
**1037**

**THEORETICAL WEIGHT kg/m**  
TEORİK AĞIRLIK kg/m  
**0.377**



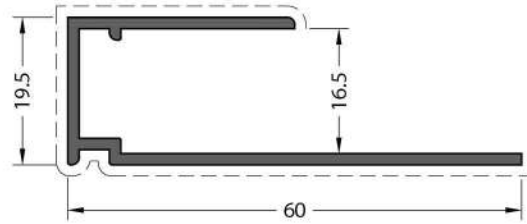
CODE / KOD  
**1036**

**THEORETICAL WEIGHT kg/m**  
TEORİK AĞIRLIK kg/m  
**0.381**



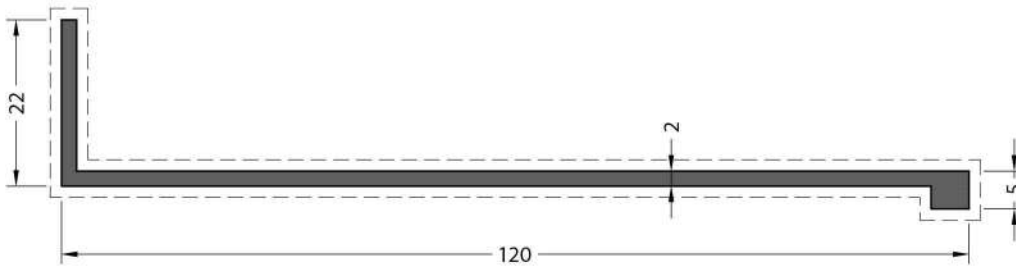
CODE / KOD  
**06-151-015**

**THEORETICAL WEIGHT kg/m**  
TEORİK AĞIRLIK kg/m  
**0.419**



CODE / KOD  
**06-152-015**

**THEORETICAL WEIGHT kg/m**  
TEORİK AĞIRLIK kg/m  
**0.444**



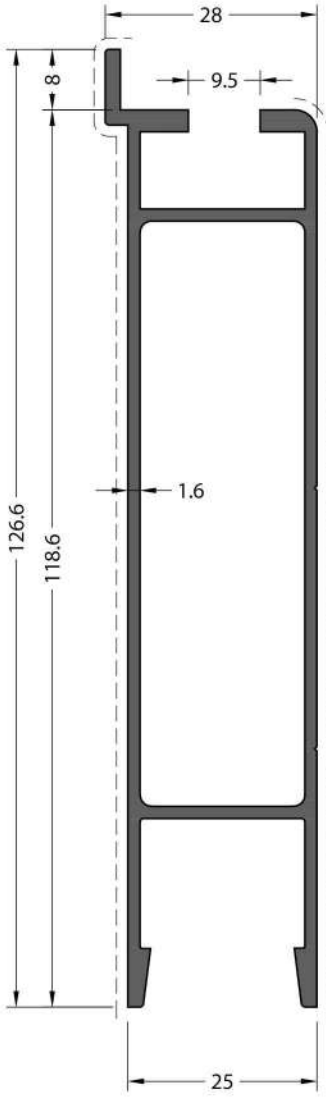
CODE / KOD  
**11145**

**THEORETICAL WEIGHT kg/m**  
TEORİK AĞIRLIK kg/m  
**0.797**



**TRAILER PROFILES**  
TIR PROFİLLERİ



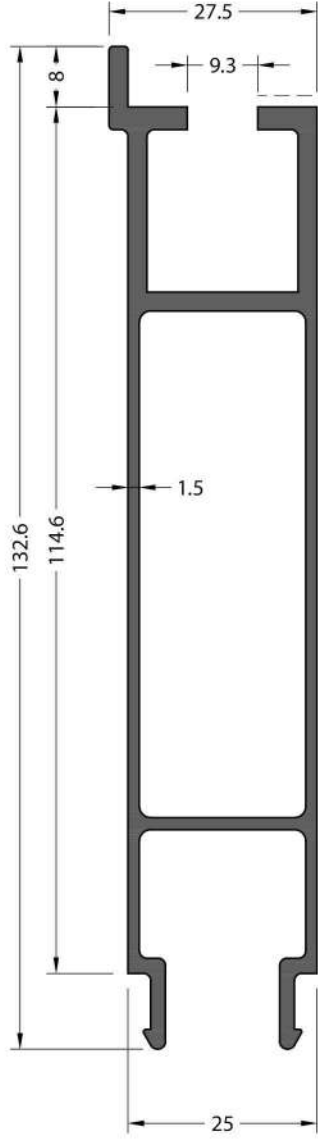


**CODE / KOD**  
**947**

**THEORETICAL WEIGHT kg/m**  
TEORİK AĞIRLIK kg/m  
**1.406**

**APPLICATION PROFILES**  
UYGULAMA PROFİLLERİ

Anodized / Elokısalı Painted / Boyalı
947
948
949

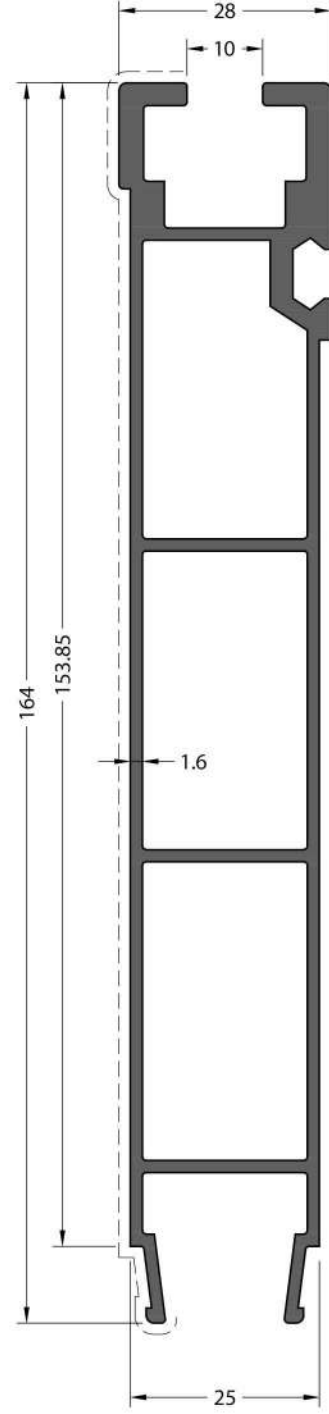


**CODE / KOD**  
**976 E**

**THEORETICAL WEIGHT kg/m**  
TEORİK AĞIRLIK kg/m  
**1.622**

**APPLICATION PROFILES**  
UYGULAMA PROFİLLERİ

Anodized / Elokısalı
974 E
975 E
977 E
978 E

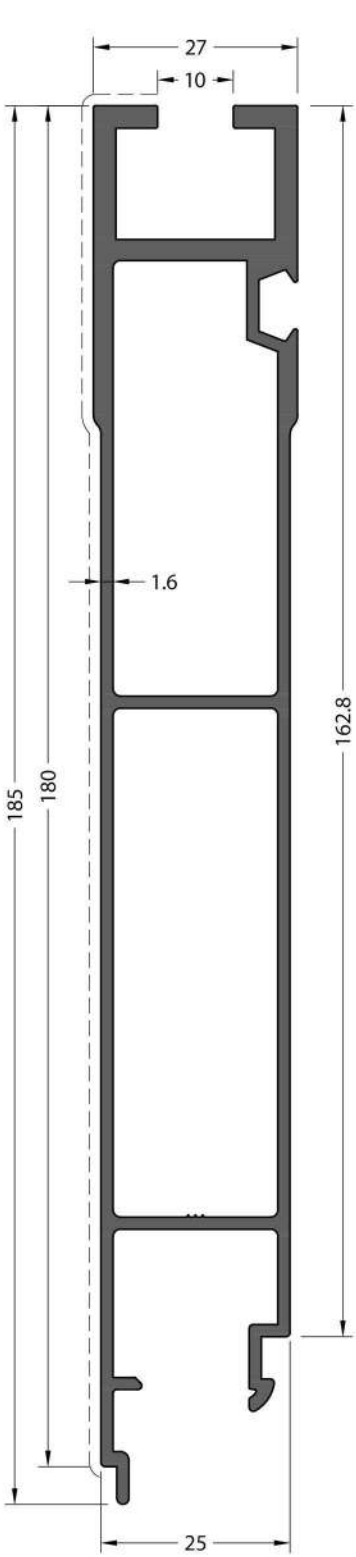


**CODE / KOD**  
**922**

**THEORETICAL WEIGHT kg/m**  
TEORİK AĞIRLIK kg/m  
**2.245**

**APPLICATION PROFILES**  
UYGULAMA PROFİLLERİ

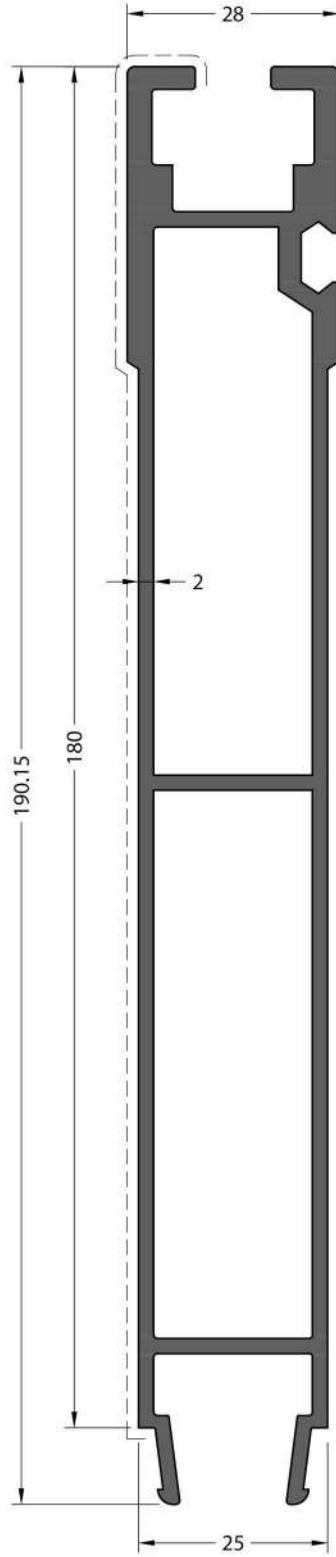
Anodized / Elokısalı Painted / Boyalı
919
920
921
922



**CODE / KOD**  
**960**

**THEORETICAL WEIGHT kg/m**  
TEORİK AĞIRLIK kg/m  
**2.324**

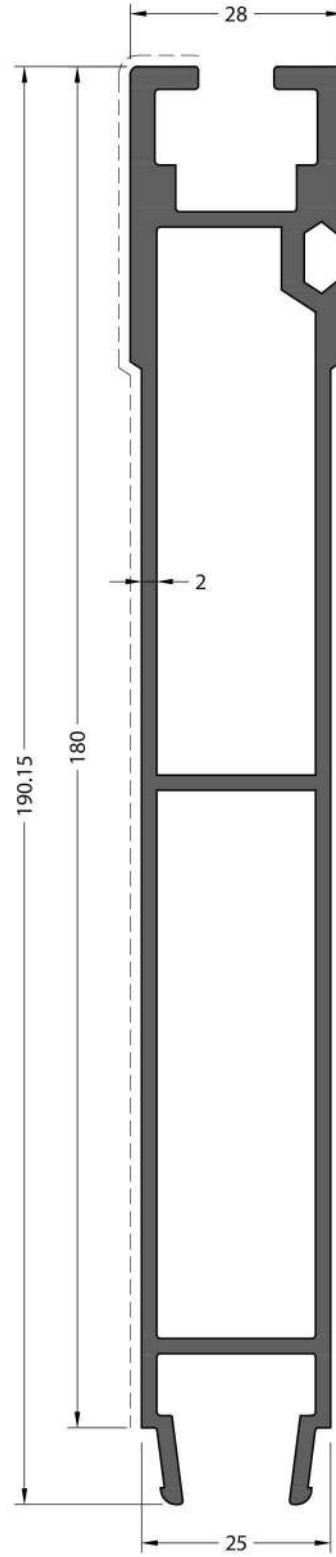
APPLICATION PROFILES UYGULAMA PROFİLLERİ	
Anodized / Elokmalı	Painted / Boyalı
961	962
963	



**CODE / KOD**  
**915**

**THEORETICAL WEIGHT kg/m**  
TEORİK AĞIRLIK kg/m  
**2.910**

APPLICATION PROFILES UYGULAMA PROFİLLERİ	
Anodized / Elokmalı	Painted / Boyalı
912	914 E
913 E	915 E



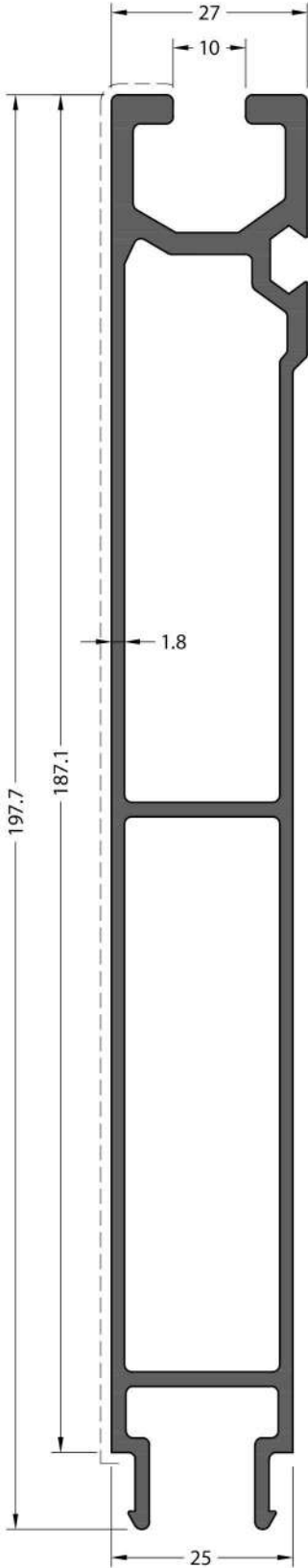
**CODE / KOD**  
**915 E**

**THEORETICAL WEIGHT kg/m**  
TEORİK AĞIRLIK kg/m  
**2.920**

APPLICATION PROFILES UYGULAMA PROFİLLERİ	
Anodized / Elokmalı	Painted / Boyalı
912	914 E
913 E	915 E

**Application Details**  
Uygulama Detayı



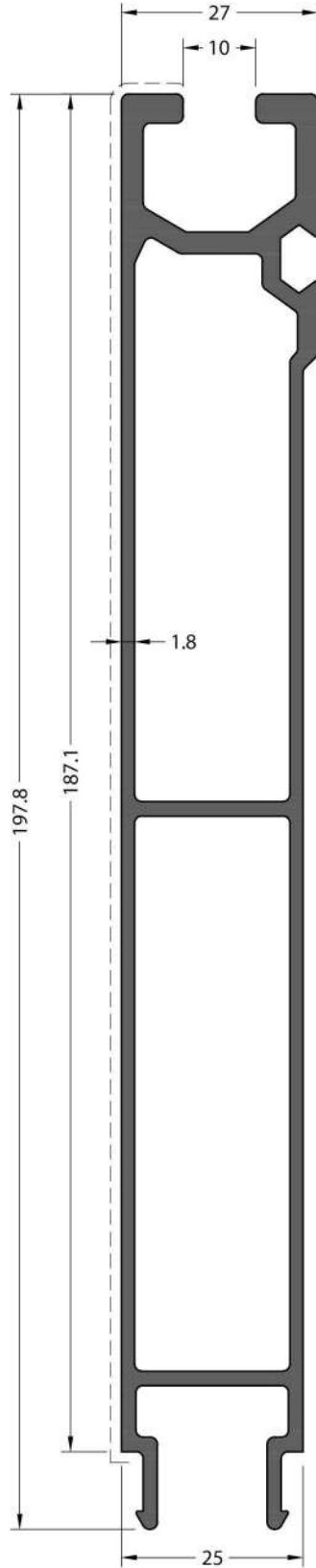


**CODE / KOD**  
**938 B**

**THEORETICAL WEIGHT kg/m**  
TEORİK AĞIRLIK kg/m  
**2.716**

**APPLICATION PROFILES**  
UYGULAMA PROFİLLERİ

Painted / Boyalı	
941 EB	939 B
943 EB	940 B
938 B	

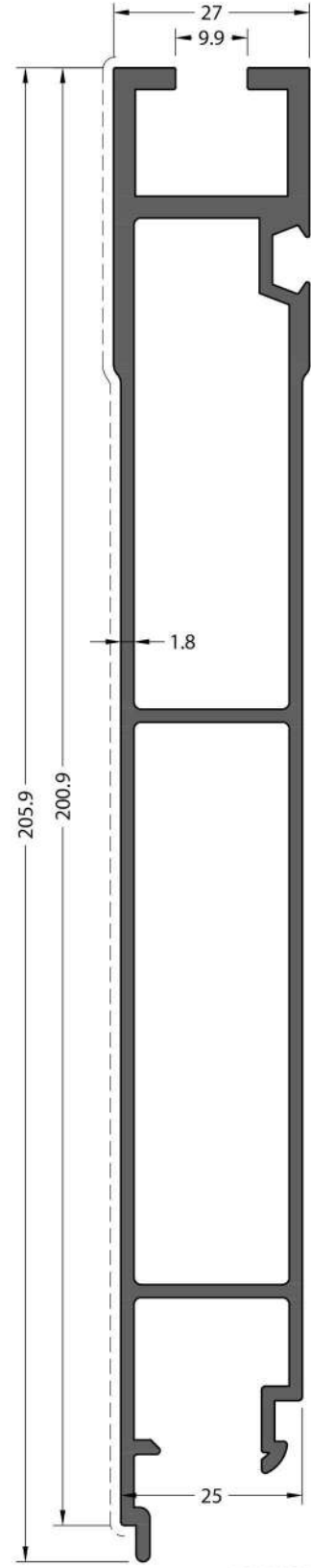


**CODE / KOD**  
**938 E**

**THEORETICAL WEIGHT kg/m**  
TEORİK AĞIRLIK kg/m  
**2.714**

**APPLICATION PROFILES**  
UYGULAMA PROFİLLERİ

Anodized / Elokmalı	
941 EB	939 E
943 EB	940 E
938 E	

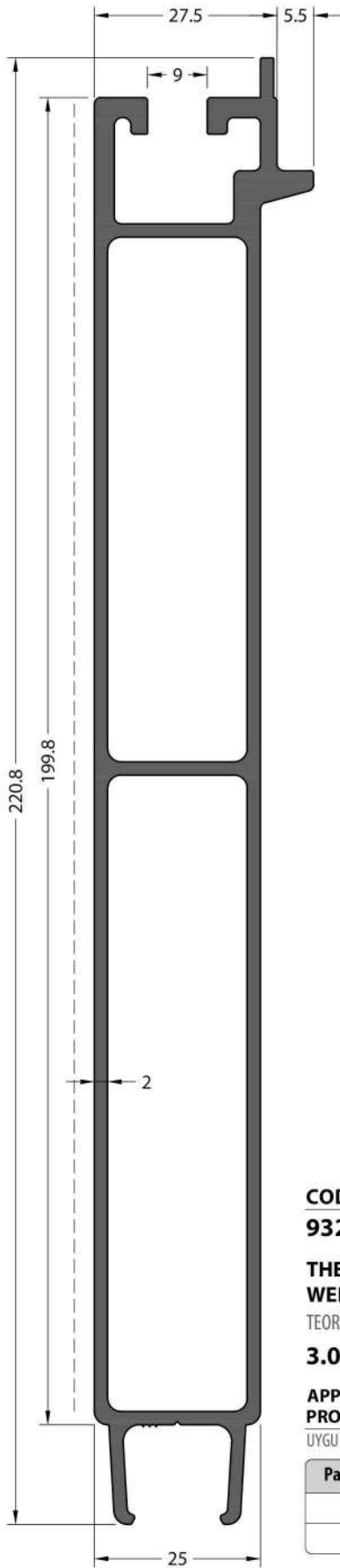


**CODE / KOD**  
**950**

**THEORETICAL WEIGHT kg/m**  
TEORİK AĞIRLIK kg/m  
**2.740**

**APPLICATION PROFILES**  
UYGULAMA PROFİLLERİ

Anodized / Elokmalı	
Painted / Boyalı	
930	961
934	962
959	963

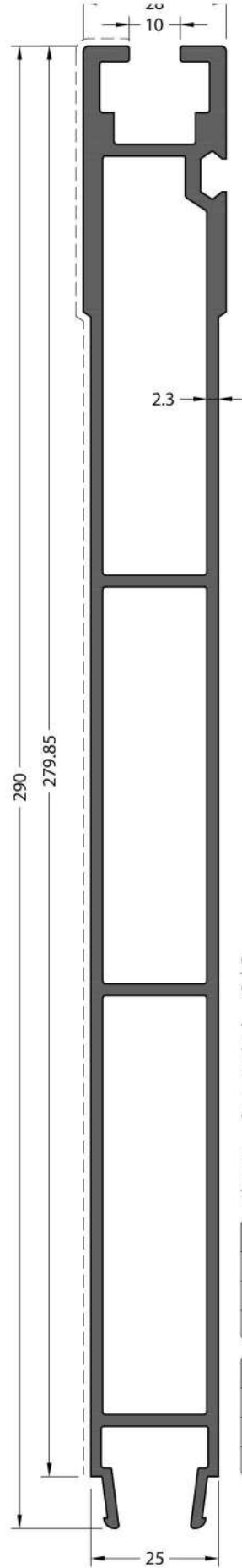



CODE / KOD  
**932**

**THEORETICAL WEIGHT kg/m**  
TEORİK AĞIRLIK kg/m  
**3.058**

**APPLICATION PROFILES**  
UYGULAMA PROFİLLERİ

Painted / Boyalı
931
933



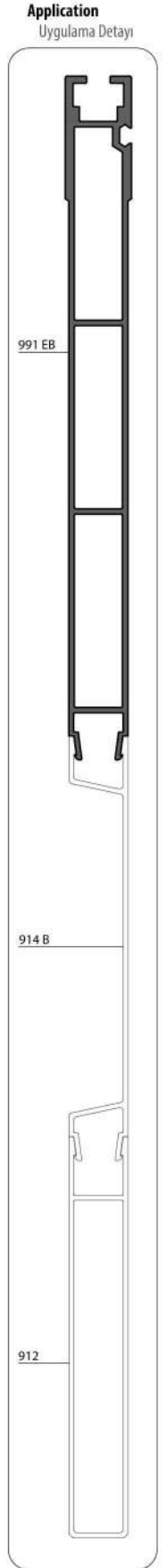
CODE / KOD  
**991 EB**

**THEORETICAL WEIGHT kg/m**  
TEORİK AĞIRLIK kg/m  
**4.656**

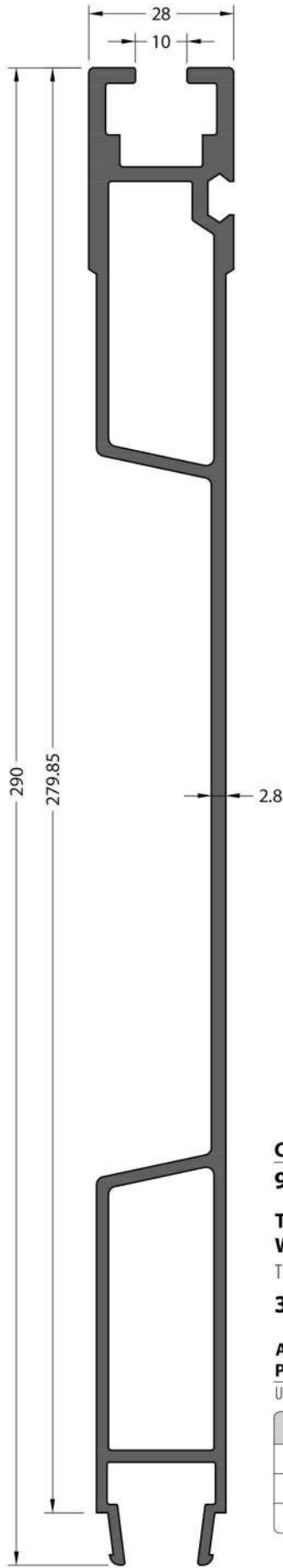
**APPLICATION PROFILES**  
UYGULAMA PROFİLLERİ

Anodized / Ekoksalı
991 EB
914 E
912

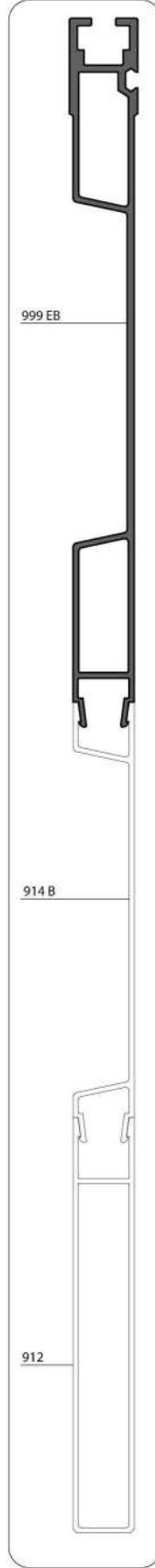
Painted / Boyalı
991 EB
914 B
912



No Scaled / Ölçeksizdir.



Application Details  
Uygulama Detayı



CODE / KOD

**999 EB**

**THEORETICAL  
WEIGHT kg/m**

TEORİK AĞIRLIK kg/m

**3.892**

**APPLICATION  
PROFILES**

UYGULAMA PROFİLLERİ

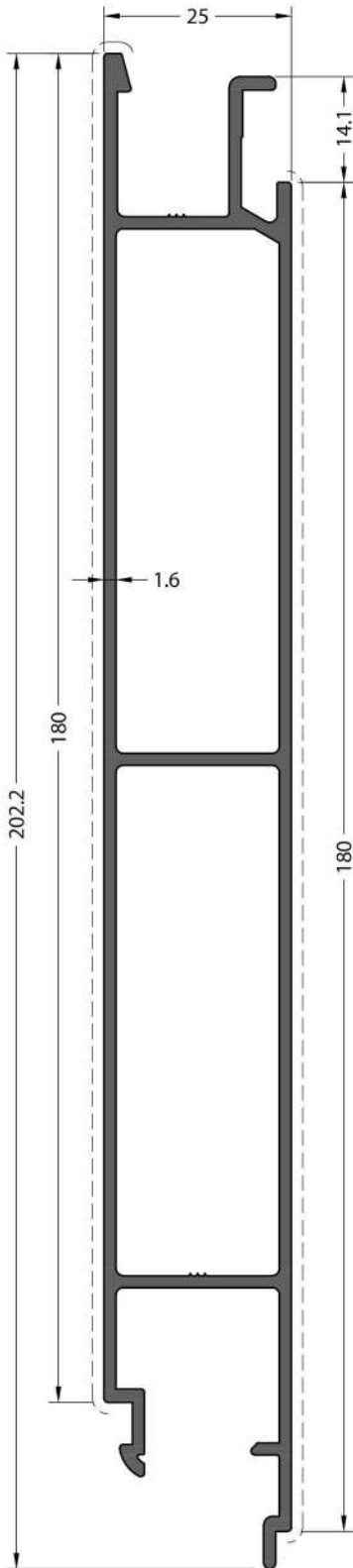
*Painted / Boyalı*

999 EB

914 B

912

**No Scaled / Ölçeksizdir.**



CODE / KOD

**961**

**THEORETICAL WEIGHT kg/m**

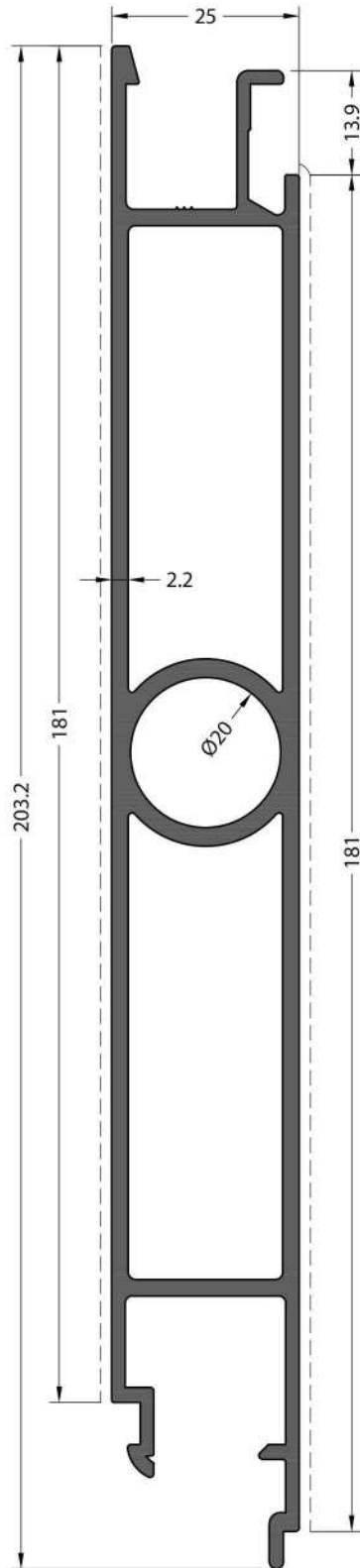
TEORİK AĞIRLIK kg/m

**2.106**

**APPLICATION PROFILES**

UYGULAMA PROFİLLERİ

Anodized / Elokssallı	Painted / Boyalı
960	
962	
963	



CODE / KOD

**956**

**THEORETICAL WEIGHT kg/m**

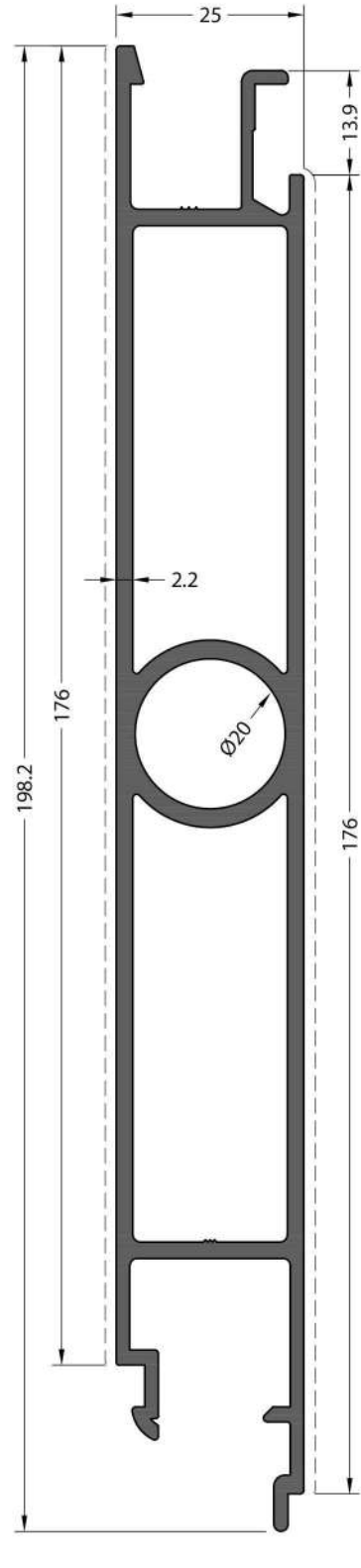
TEORİK AĞIRLIK kg/m

**2.946**

**APPLICATION PROFILES**

UYGULAMA PROFİLLERİ

Anodized / Elokssallı	Painted / Boyalı
952	955
953	956
954	957



CODE / KOD

**12939**

**THEORETICAL WEIGHT kg/m**

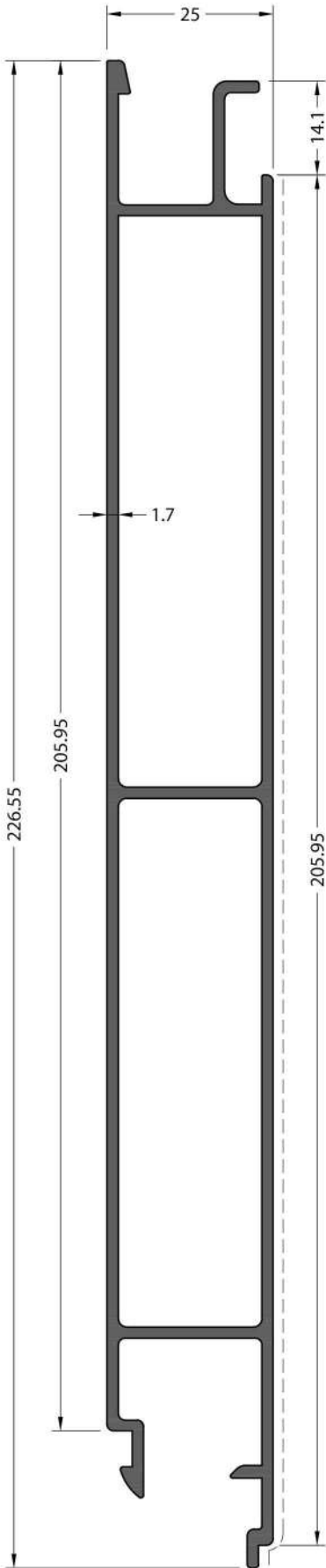
TEORİK AĞIRLIK kg/m

**2.887**

**APPLICATION PROFILES**

UYGULAMA PROFİLLERİ

Anodized / Elokssallı	Painted / Boyalı
952	955
953	956
954	957



**CODE / KOD**

**970**

**THEORETICAL WEIGHT kg/m**

TEORİK AĞIRLIK kg/m

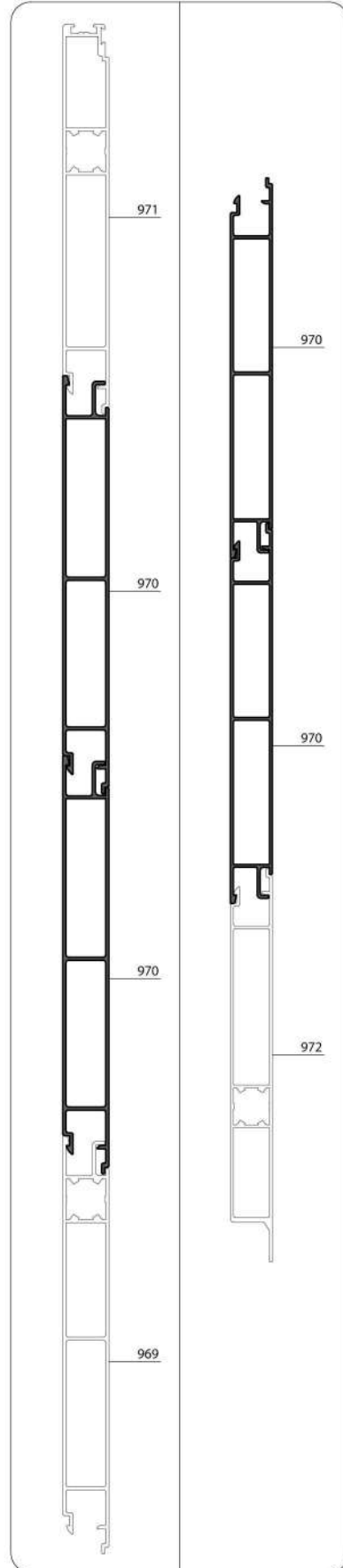
**2.440**

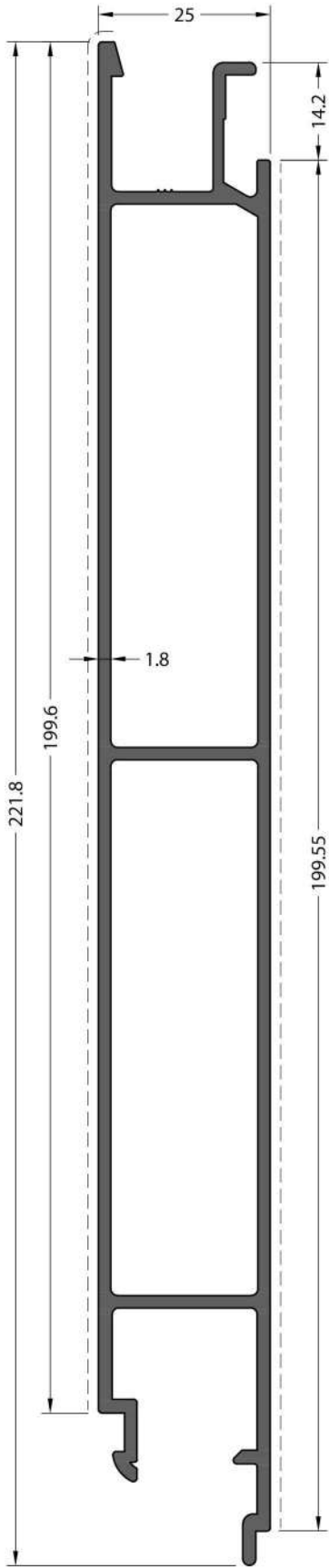
**APPLICATION PROFILES**

UYGULAMA PROFİLLERİ

Painted / Boyalı
969
971
972

**Application Details**  
Uygulama Detayı





CODE / KOD

**930**

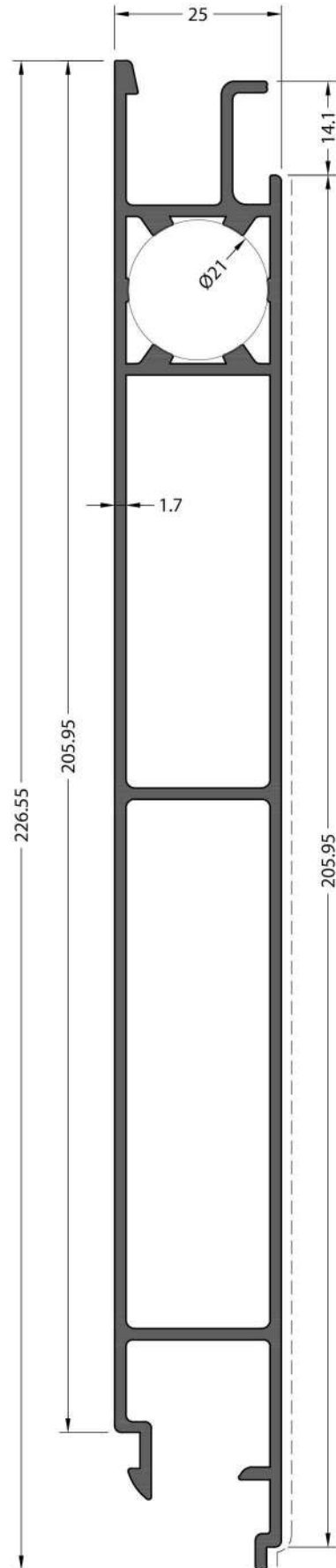
**THEORETICAL WEIGHT kg/m**  
TEORİK AĞIRLIK kg/m

**2.539**

**APPLICATION PROFILES**

UYGULAMA PROFİLLERİ

Painted / Boyalı
928
929
934



CODE / KOD

**969**

**THEORETICAL WEIGHT kg/m**  
TEORİK AĞIRLIK kg/m

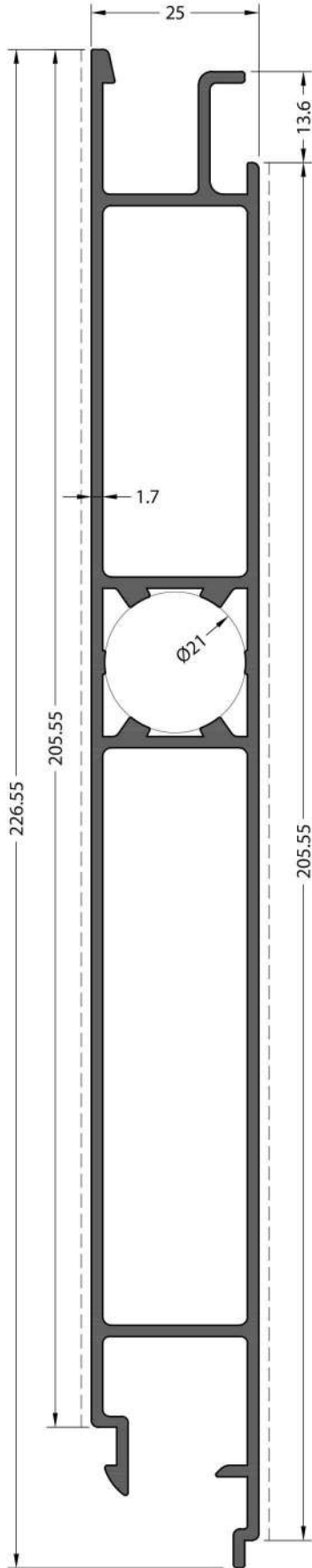
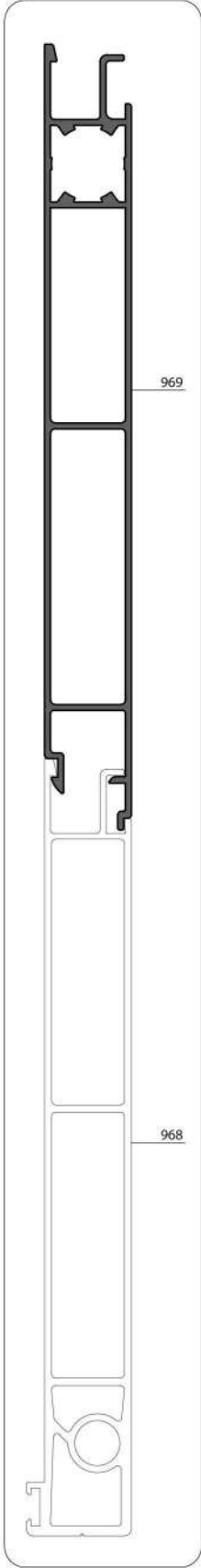
**2.643**

**APPLICATION PROFILES**

UYGULAMA PROFİLLERİ

Painted / Boyalı
968

Application Details  
Uygulama Detayı



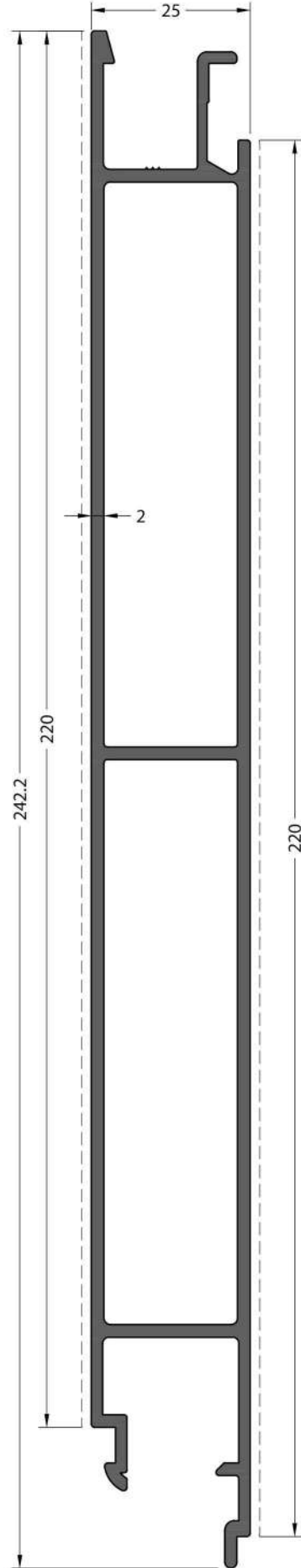
CODE / KOD

**995**

**THEORETICAL WEIGHT kg/m**

TEORİK AĞIRLIK kg/m

**2.643**



CODE / KOD

**957**

**THEORETICAL WEIGHT kg/m**

TEORİK AĞIRLIK kg/m

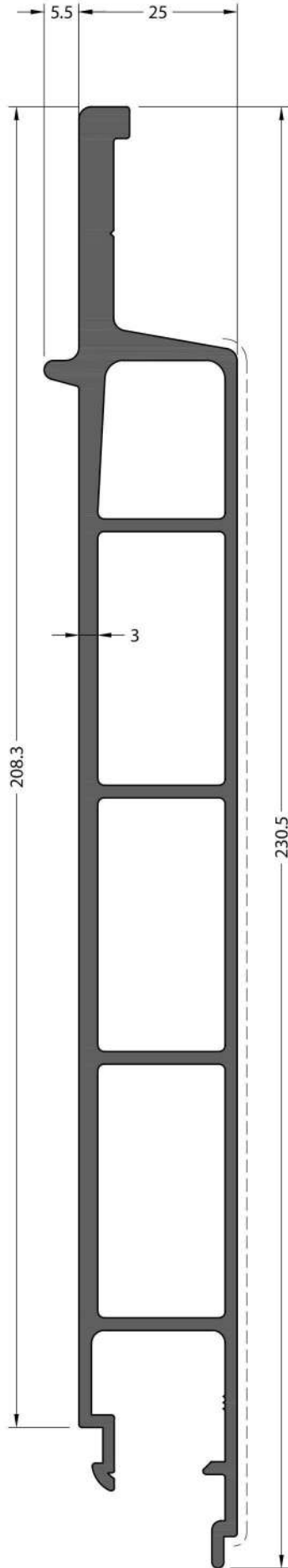
**2.939**

APPLICATION PROFILES  
UYGULAMA PROFİLLERİ

UYGULAMA PROFİLLERİ

Anodized / Elokssalı  
Painted / Boyalı

952
953
954
955
956
957



CODE / KOD

**928**

**THEORETICAL WEIGHT kg/m**

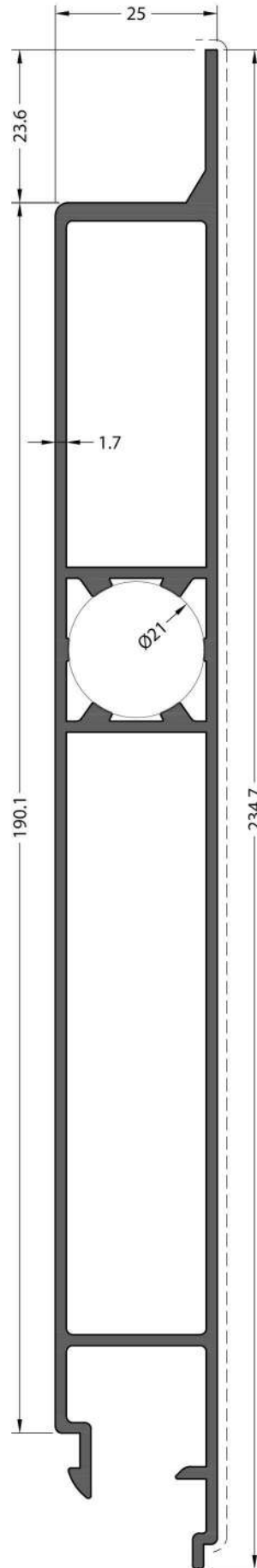
TEORİK AĞIRLIK kg/m

**3.750**

**APPLICATION PROFILES**

UYGULAMA PROFİLLERİ

Anodized / Elokssanlı
Painted / Boyalı
929
930
934



CODE / KOD

**972**

**THEORETICAL WEIGHT kg/m**

TEORİK AĞIRLIK kg/m

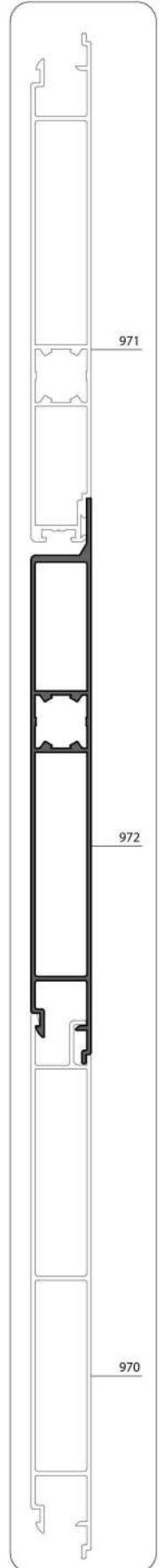
**2.640**

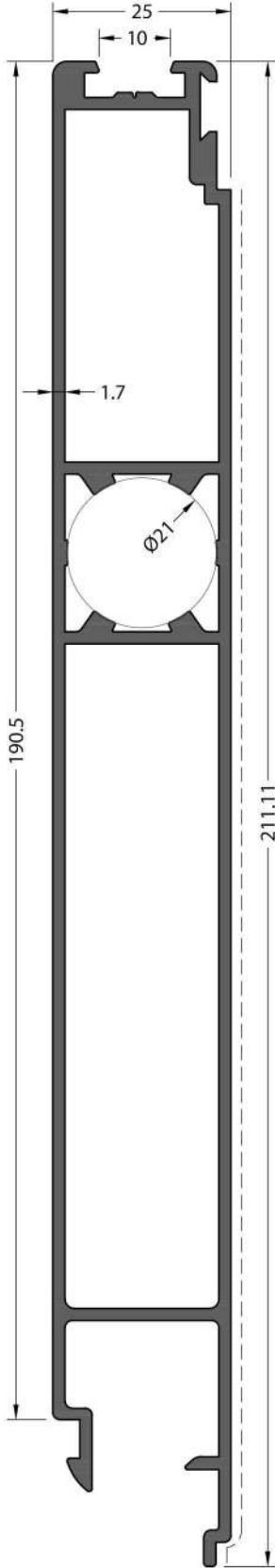
**APPLICATION PROFILES**

UYGULAMA PROFİLLERİ

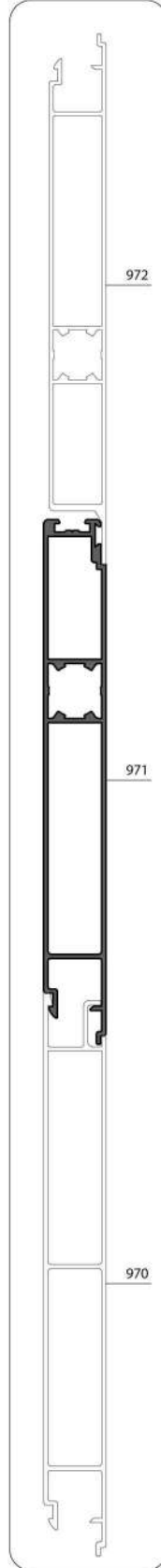
Painted / Boyalı
969
970
972

Application Det: Uygulama Detay





Application Details  
Uygulama Detayı



CODE / KOD

**971**

**THEORETICAL WEIGHT kg/m**

TEORİK AĞIRLIK kg/m

**2.552**

**APPLICATION PROFILES**

UYGULAMA PROFİLLERİ

Painted / Boyalı

969

970

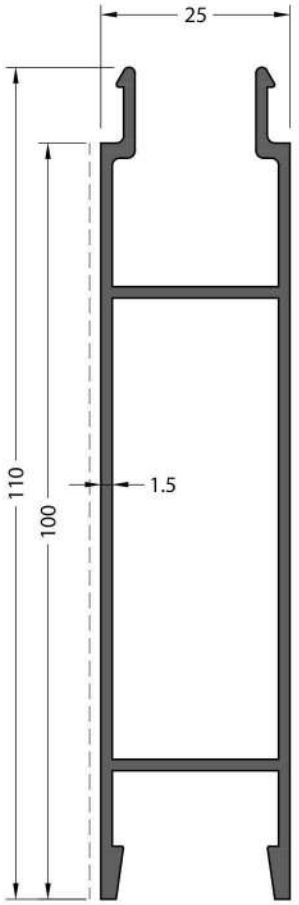
972

971

972

970

Application Details  
Uygulama Detayı



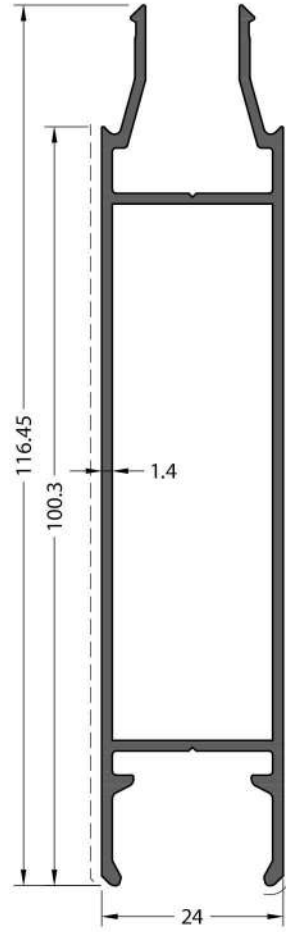
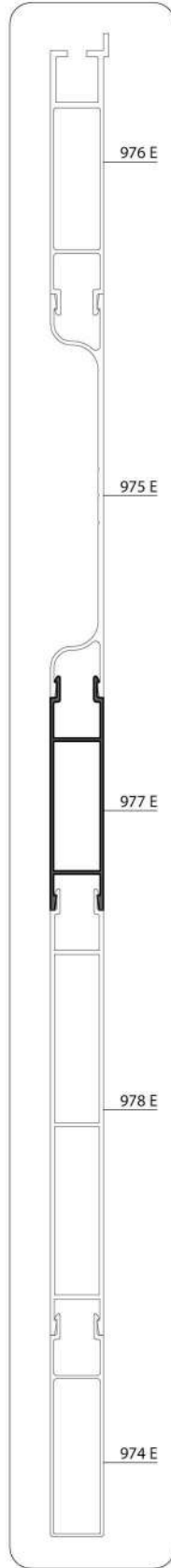
CODE / KOD  
**977 E**

**THEORETICAL WEIGHT kg/m**  
TEORİK AĞIRLIK kg/m  
**1.146**

APPLICATION PROFILES  
UYGULAMA PROFİLLERİ

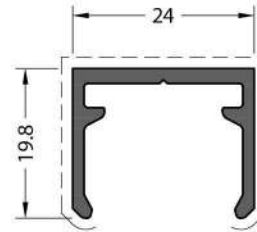
Anodized / Elokssallı

974 E
975 E
976 E
978 E



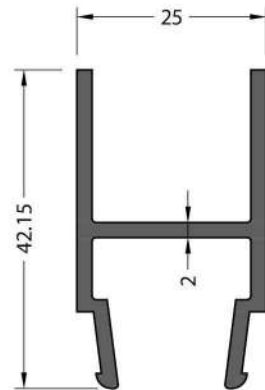
CODE / KOD  
**984**

**THEORETICAL WEIGHT kg/m**  
TEORİK AĞIRLIK kg/m  
**1.103**



CODE / KOD  
**983**

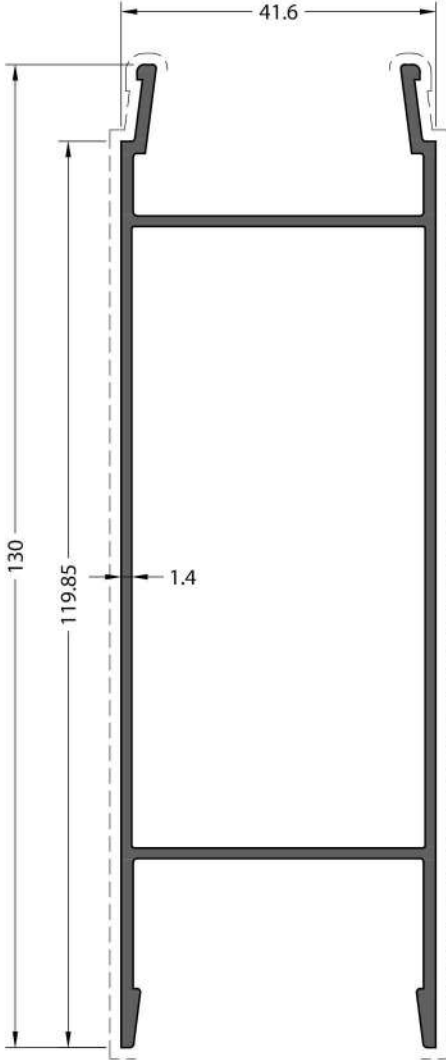
**THEORETICAL WEIGHT kg/m**  
TEORİK AĞIRLIK kg/m  
**0.307**



Mill Finish / Pres  
No visible surface.  
Görünen yüzeyi yoktur.

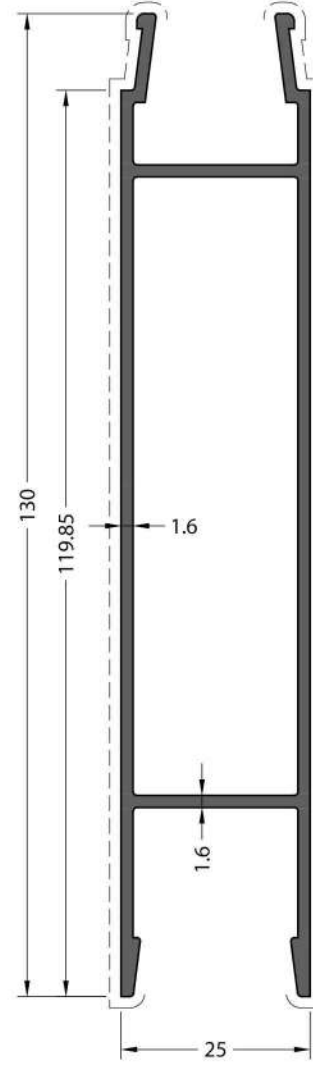
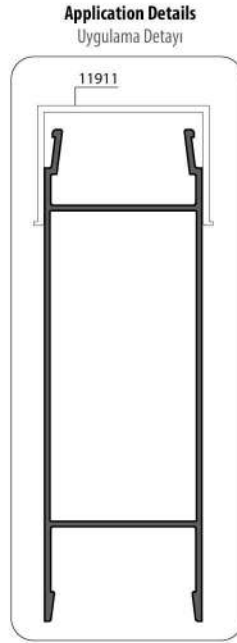
CODE / KOD  
**923**

**THEORETICAL WEIGHT kg/m**  
TEORİK AĞIRLIK kg/m  
**0.592**



**CODE / KOD**  
**994**

**THEORETICAL WEIGHT kg/m**  
TEORİK AĞIRLIK kg/m  
**1.369**

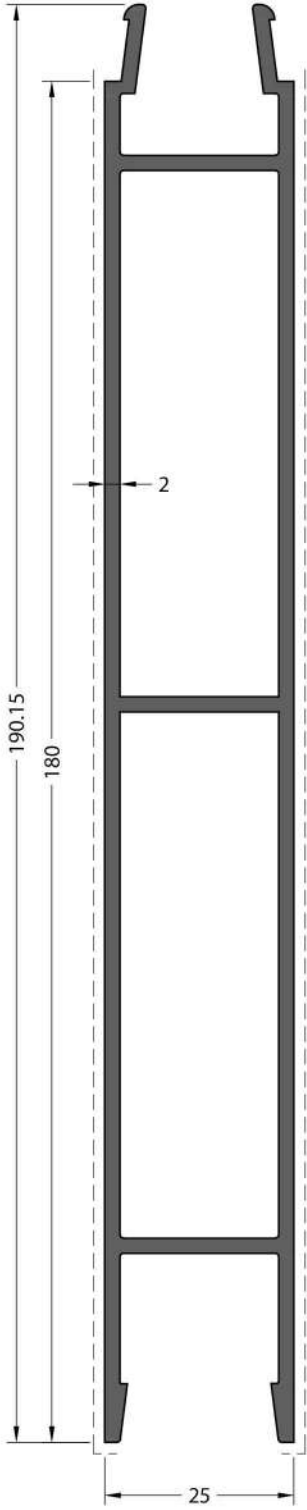


**CODE / KOD**  
**920**

**THEORETICAL WEIGHT kg/m**  
TEORİK AĞIRLIK kg/m  
**1.357**

**APPLICATION PROFILES**  
UYGULAMA PROFİLLERİ

Anodized / Eloksoallı Painted / Boyalı
919
920
921
922



**CODE / KOD**

**913**

**THEORETICAL WEIGHT kg/m**

TEORİK AĞIRLIK kg/m

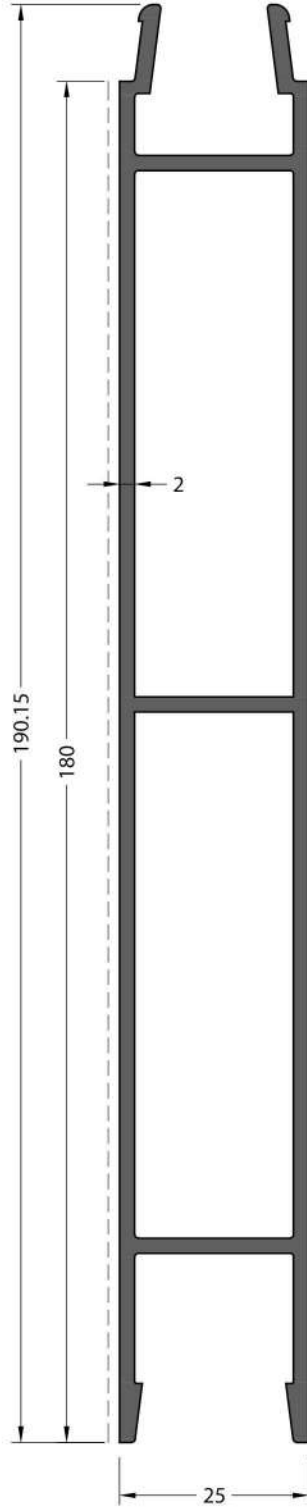
**2.439**

**APPLICATION PROFILES**

UYGULAMA PROFİLLERİ

Anodized / Eloksoallı
912
913 E
914 E
915 E
999 EB

Painted / Boyalı
912
913
914
915
999 EB



**CODE / KOD**

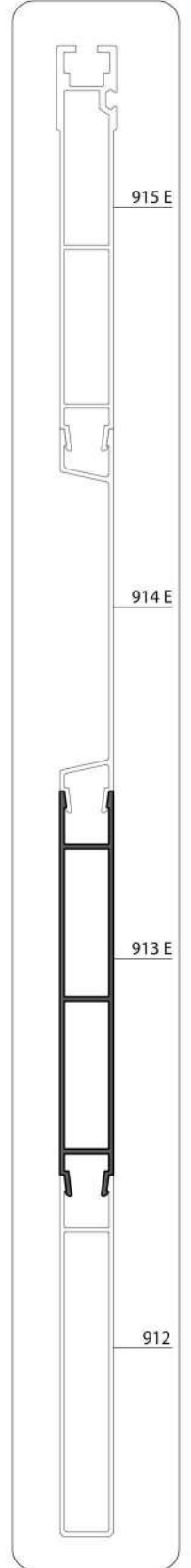
**913 E**

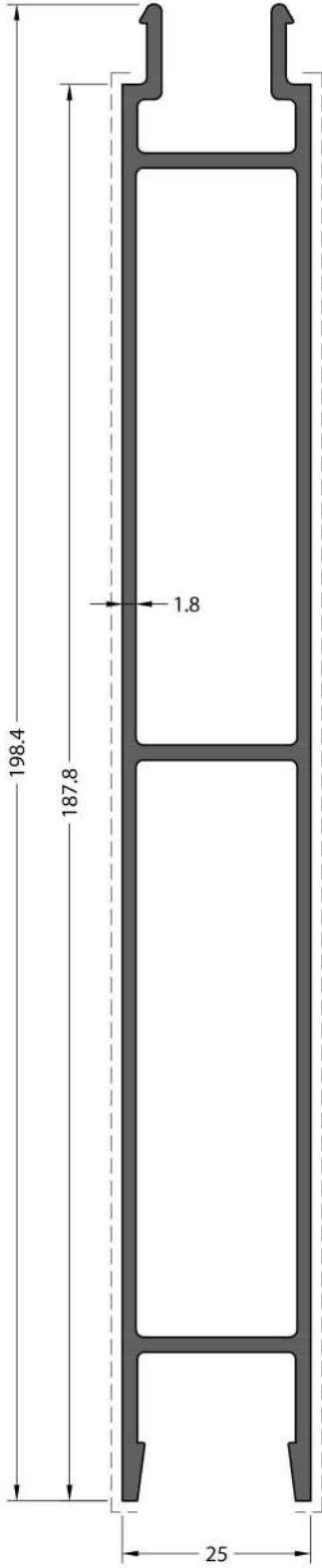
**THEORETICAL WEIGHT kg/m**

TEORİK AĞIRLIK kg/m

**2.448**

**Application Details**  
Uygulama Detayı





**CODE / KOD**  
**939 B**

**THEORETICAL WEIGHT kg/m**  
TEORİK AĞIRLIK kg/m

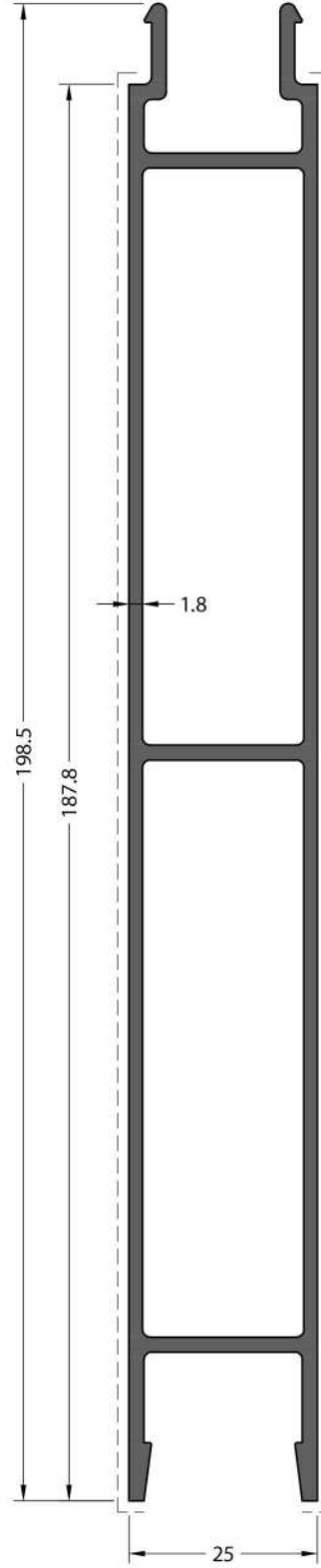
**2.382**

**APPLICATION PROFILES**

UYGULAMA PROFİLLERİ

**Painted / Boyalı**

938 B
939 B
940 B
941 EB
943 EB



**CODE / KOD**  
**939 E**

**THEORETICAL WEIGHT kg/m**  
TEORİK AĞIRLIK kg/m

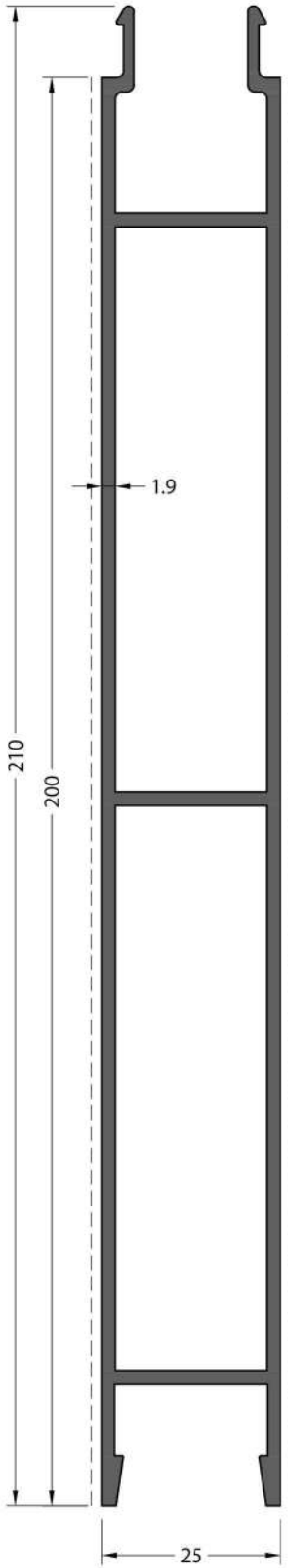
**2.380**

**APPLICATION PROFILES**

UYGULAMA PROFİLLERİ

**Anodized / Eloksoallı**

938 E
939 E
940 E
941 EB
943 EB



**CODE / KOD**

**978 E**

**THEORETICAL WEIGHT kg/m**  
TEORİK AĞIRLIK kg/m  
**2.511**

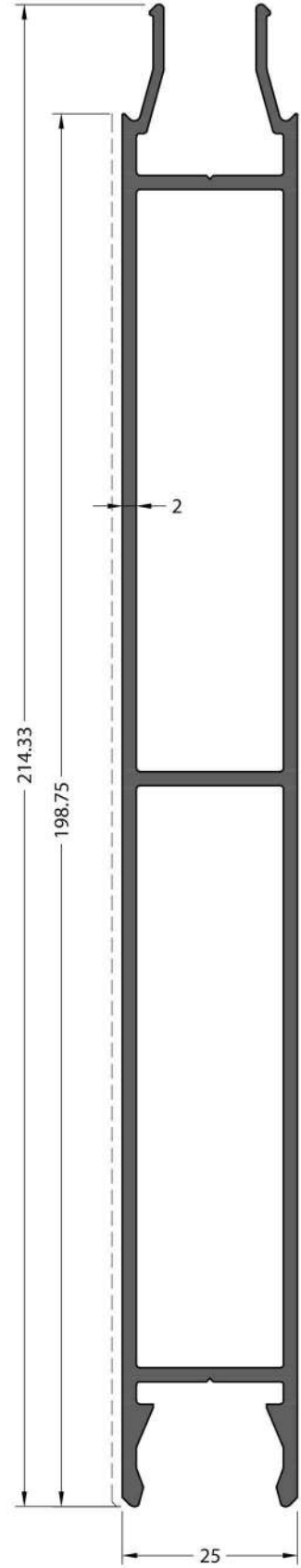
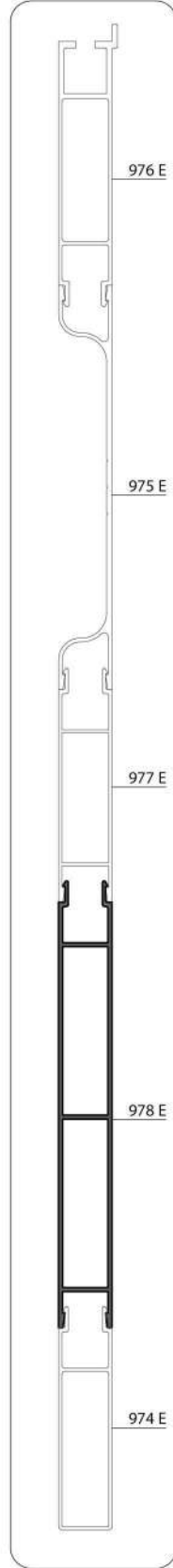
**APPLICATION PROFILES**

UYGULAMA PROFİLLERİ

Anodized / Elokssalı

974 E
975 E
976 E
977 E

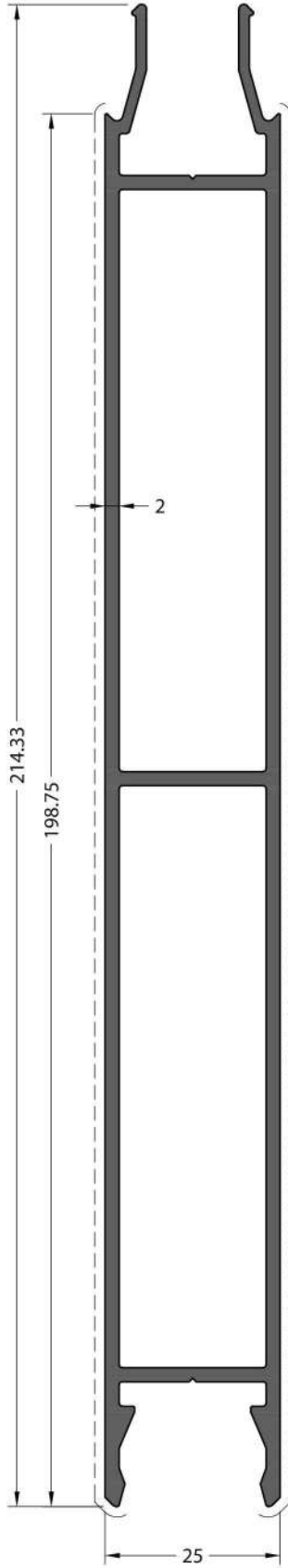
**Application Details**  
Uygulama Detayı



**CODE / KOD**

**964 E**

**THEORETICAL WEIGHT kg/m**  
TEORİK AĞIRLIK kg/m  
**2.690**



CODE / KOD

**964**

**THEORETICAL WEIGHT kg/m**

TEORİK AĞIRLIK kg/m

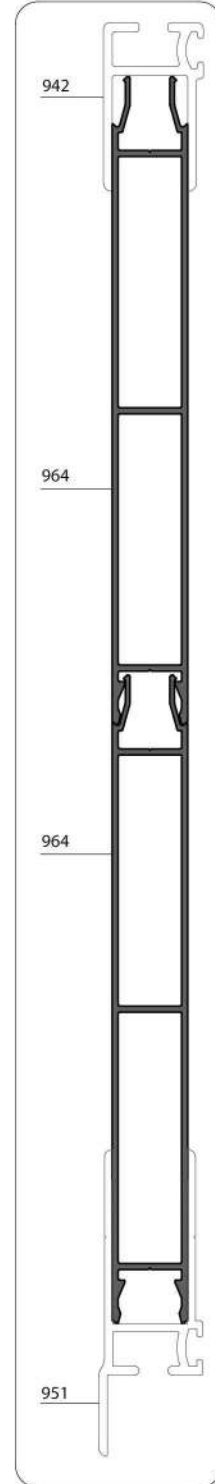
**2.683**

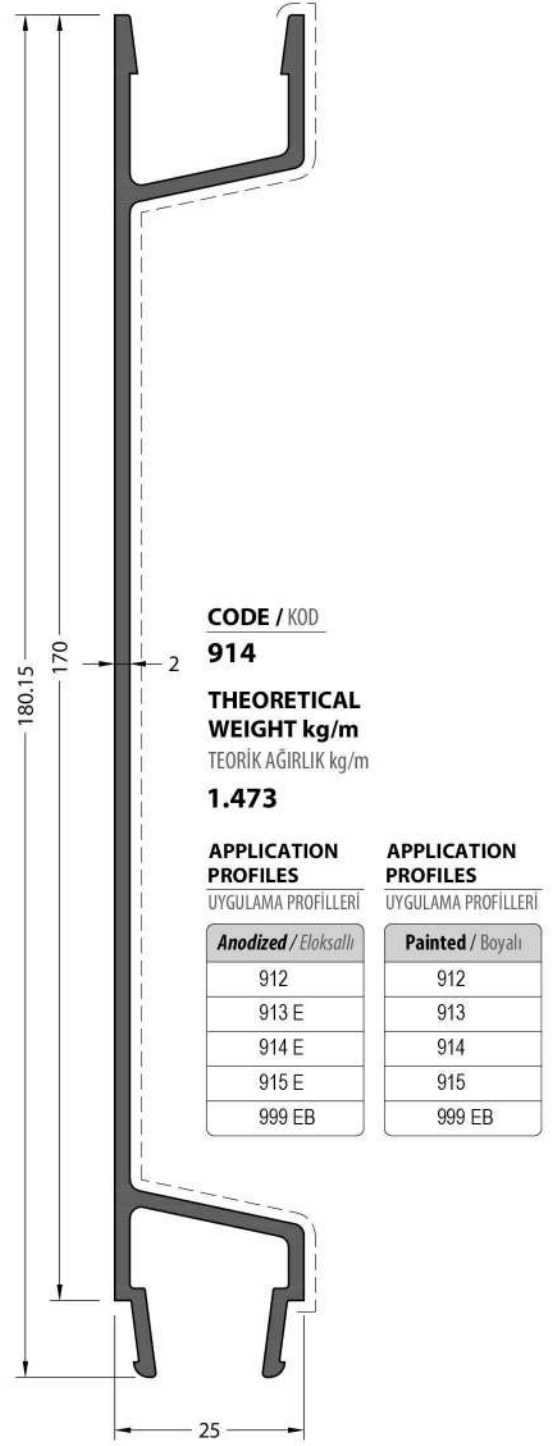
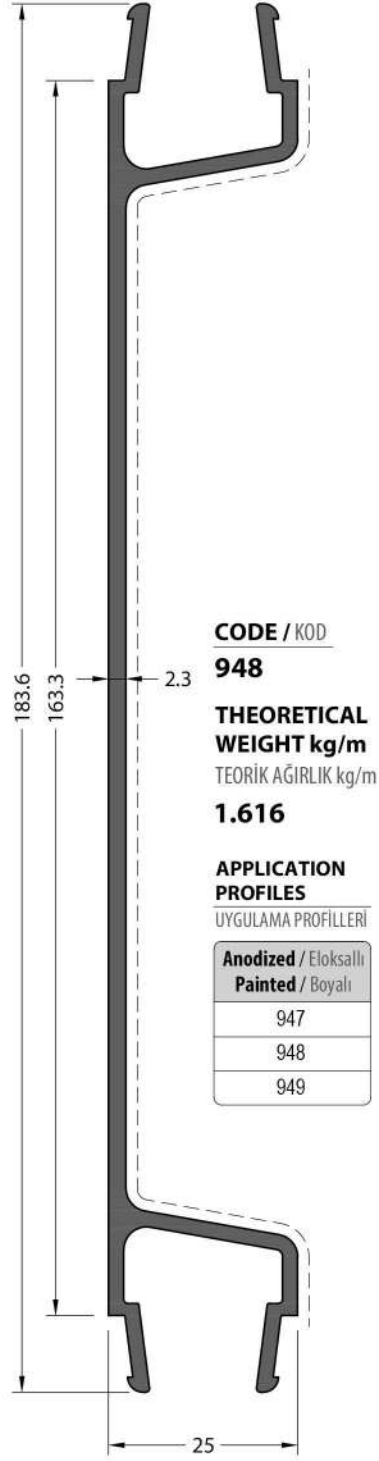
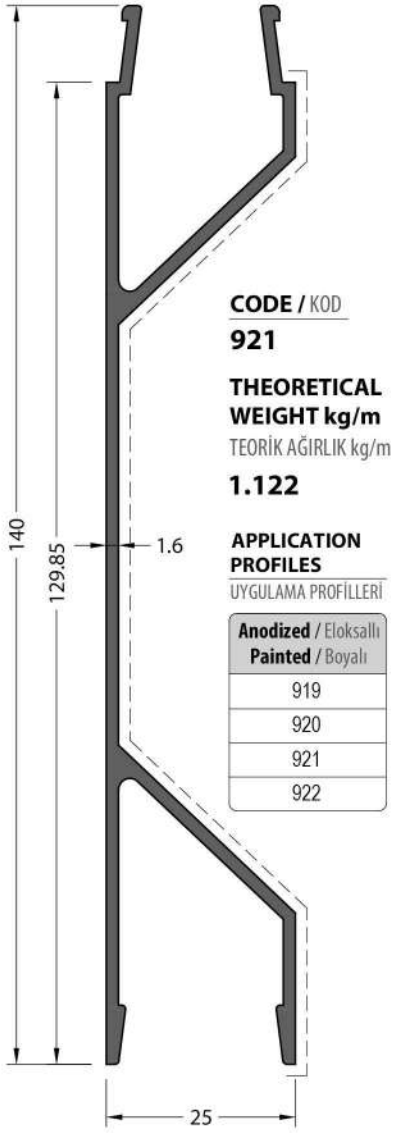
**APPLICATION PROFILES**

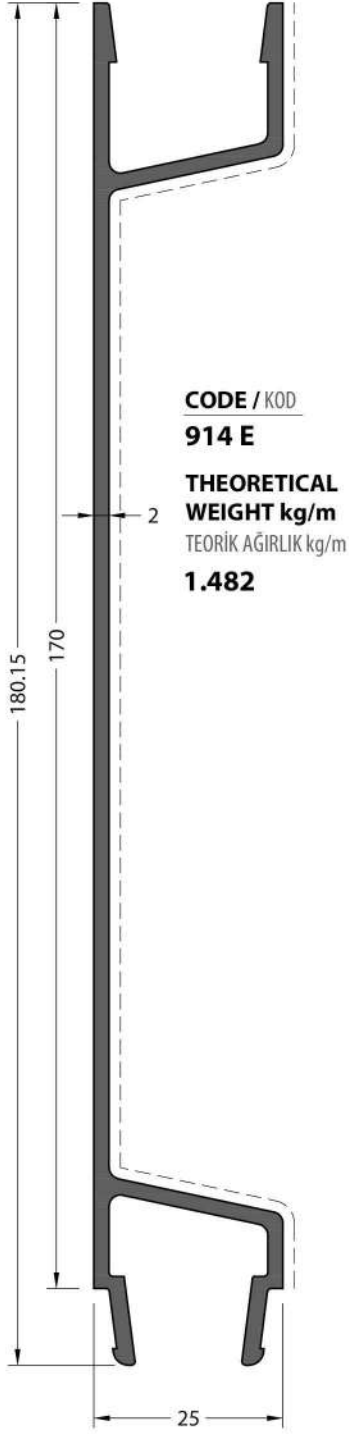
UYGULAMA PROFİLLERİ

Anodized / Elokssalı Painted / Boyalı
942
951

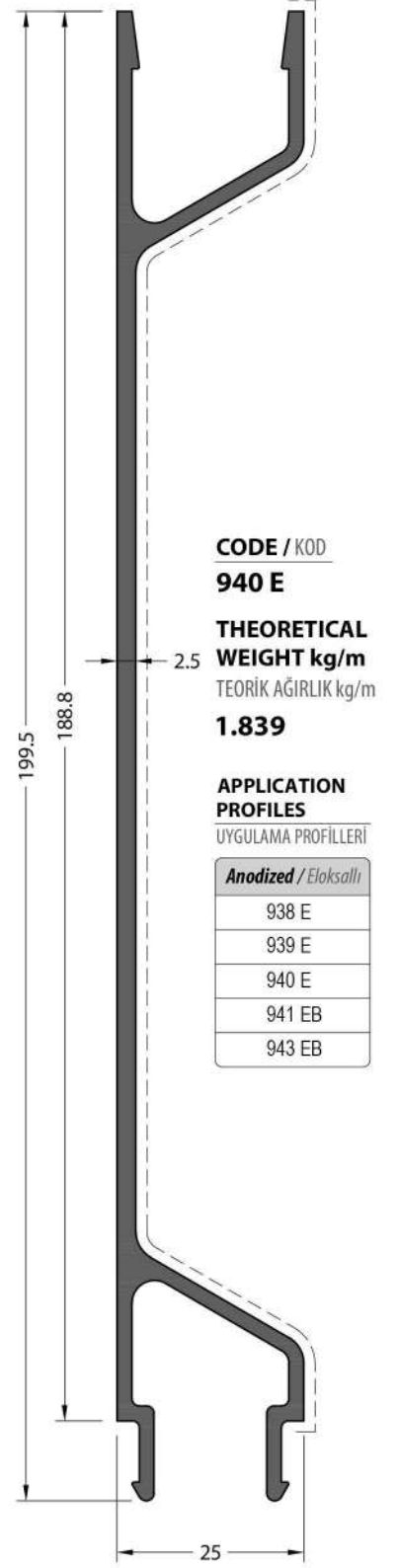

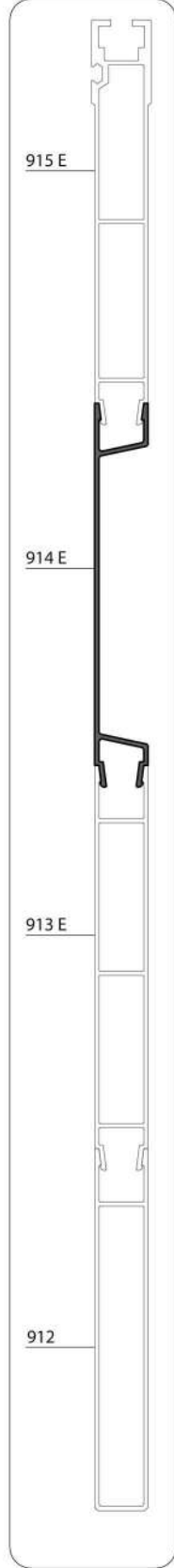
**Application Details**  
Uygulama Detayı








**Application Details**  
Uygulama Detayı



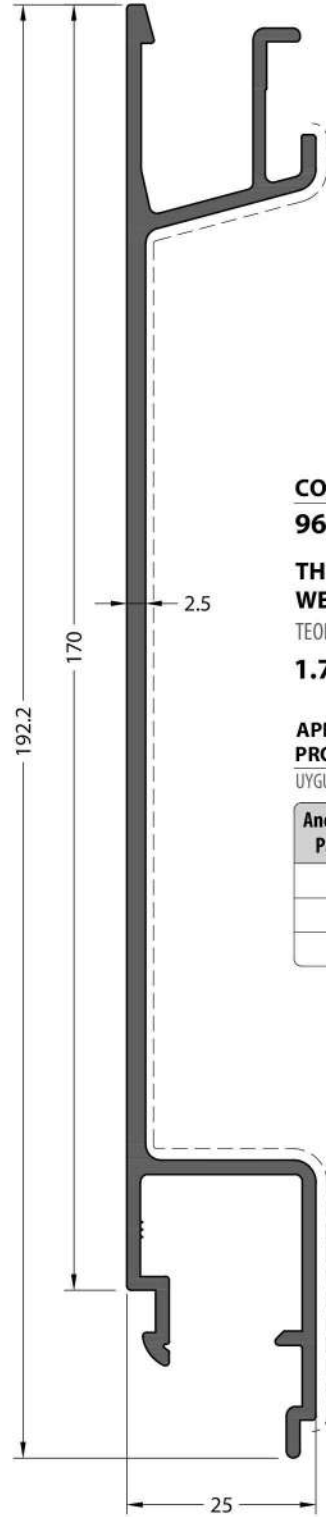


**CODE / KOD**  
**975 E**

**THEORETICAL WEIGHT kg/m**  
TEORİK AĞIRLIK kg/m  
**1.669**

**APPLICATION PROFILES**  
UYGULAMA PROFİLLERİ

Anodized / Ekoksalı
974 E
976 E
977 E
978 E

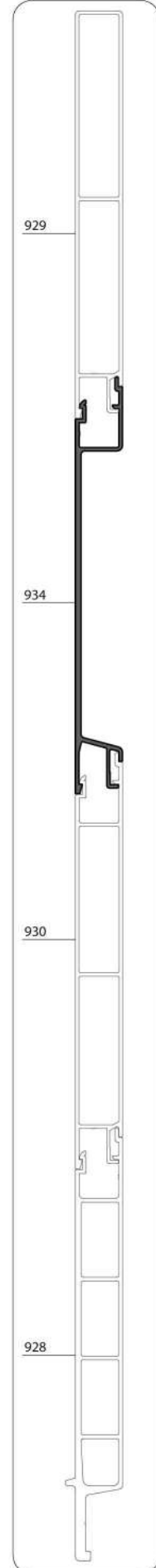

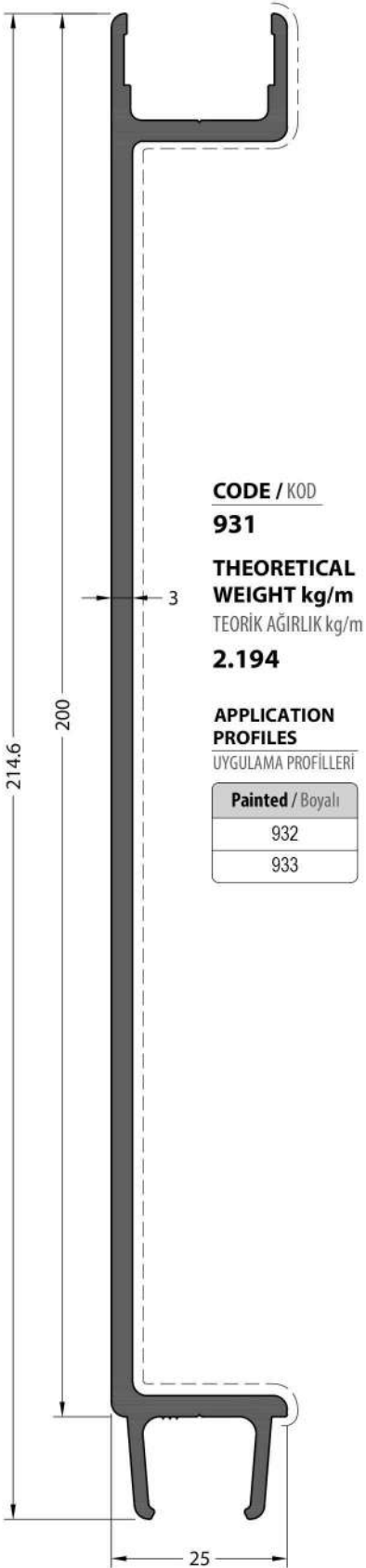


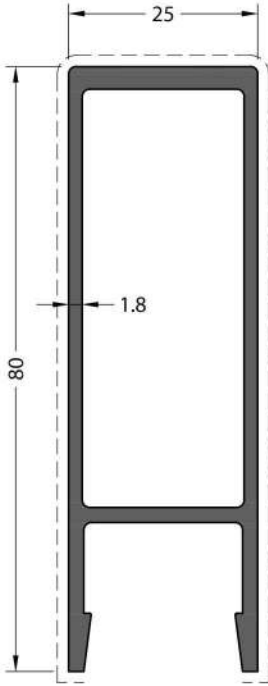
**CODE / KOD**  
**962**

**THEORETICAL WEIGHT kg/m**  
TEORİK AĞIRLIK kg/m  
**1.757**

**APPLICATION PROFILES**  
UYGULAMA PROFİLLERİ

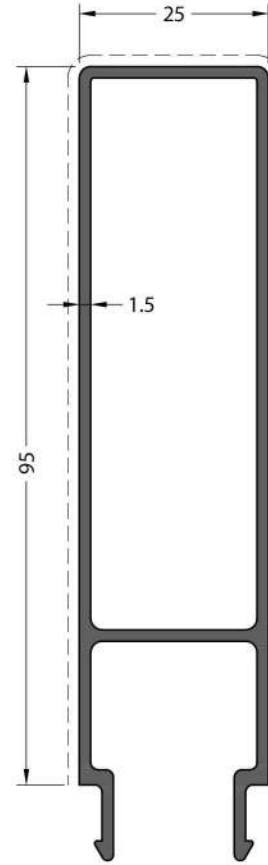
Anodized / Ekoksalı
Painted / Boyalı
960
961
963





**CODE / KOD**  
**943 EB**

**THEORETICAL WEIGHT kg/m**  
TEORİK AĞIRLIK kg/m  
**1.111**



**CODE / KOD**  
**974 E**

**THEORETICAL WEIGHT kg/m**  
TEORİK AĞIRLIK kg/m  
**1.070**

**APPLICATION PROFILES**

UYGULAMA PROFİLLERİ

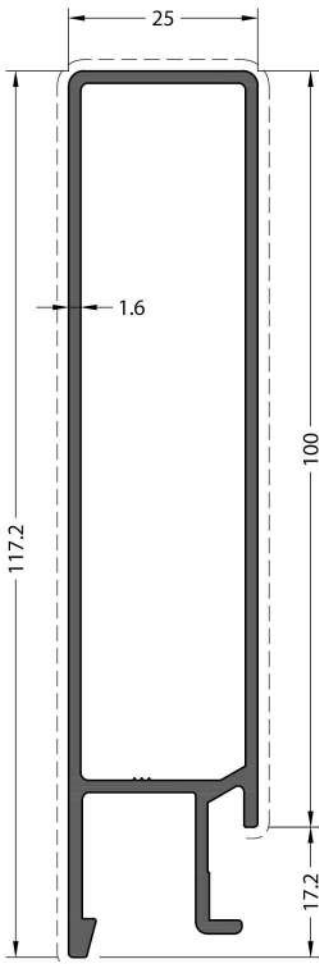
**Anodized / Elokmalı**

975 E

976 E

977 E

978 E



**CODE / KOD**  
**959**

**THEORETICAL WEIGHT kg/m**  
TEORİK AĞIRLIK kg/m  
**1.269**

**APPLICATION PROFILES**

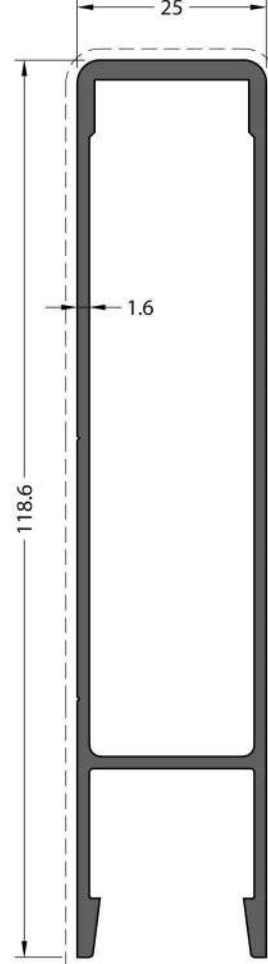
UYGULAMA PROFİLLERİ

**Anodized / Elokmalı**  
**Painted / Boyalı**

930

934

950



**CODE / KOD**  
**949**

**THEORETICAL WEIGHT kg/m**  
TEORİK AĞIRLIK kg/m  
**1.329**

**APPLICATION PROFILES**

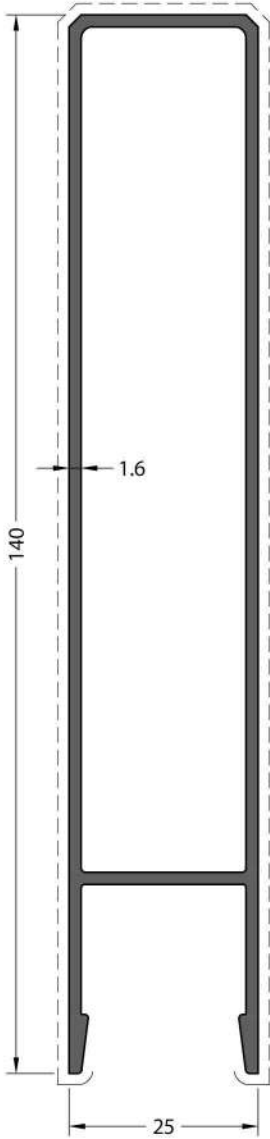
UYGULAMA PROFİLLERİ

**Anodized / Elokmalı**  
**Painted / Boyalı**

947

948

949

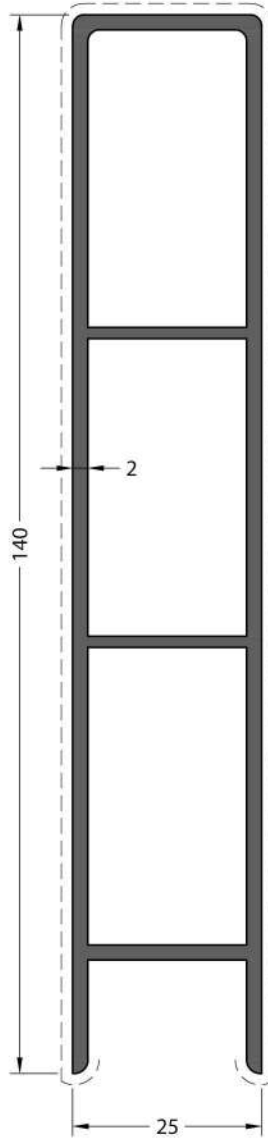


**CODE / KOD**  
**919**

**THEORETICAL WEIGHT kg/m**  
TEORİK AĞIRLIK kg/m  
**1.415**

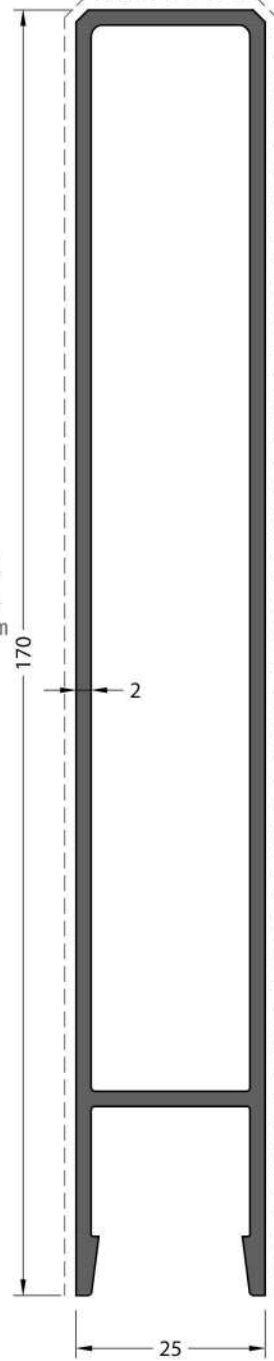
**APPLICATION PROFILES**  
UYGULAMA PROFİLLERİ

Anodized / Elokssallı
Painted / Boyalı
919
920
921
922



**CODE / KOD**  
**903**

**THEORETICAL WEIGHT kg/m**  
TEORİK AĞIRLIK kg/m  
**1.905**



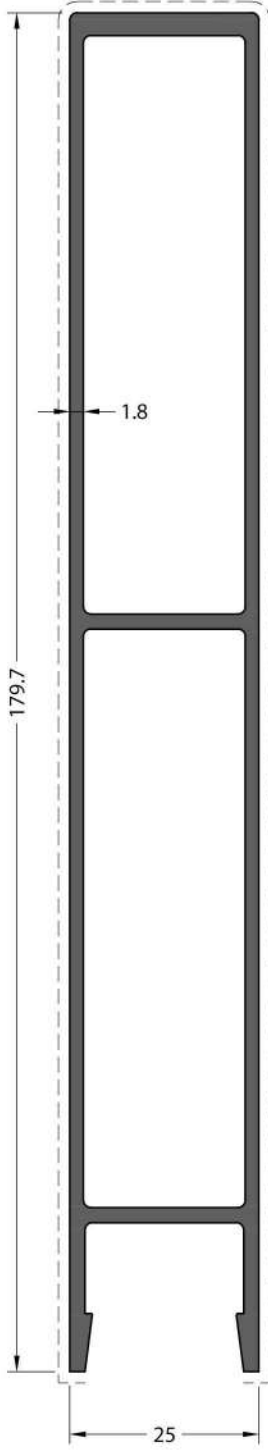
**CODE / KOD**  
**912**

**THEORETICAL WEIGHT kg/m**  
TEORİK AĞIRLIK kg/m  
**2.080**

**APPLICATION PROFILES**  
UYGULAMA PROFİLLERİ

Anodized / Elokssallı
912
913 E
914 E
915 E
999 EB

Painted / Boyalı
912
913
914
915
999 EB



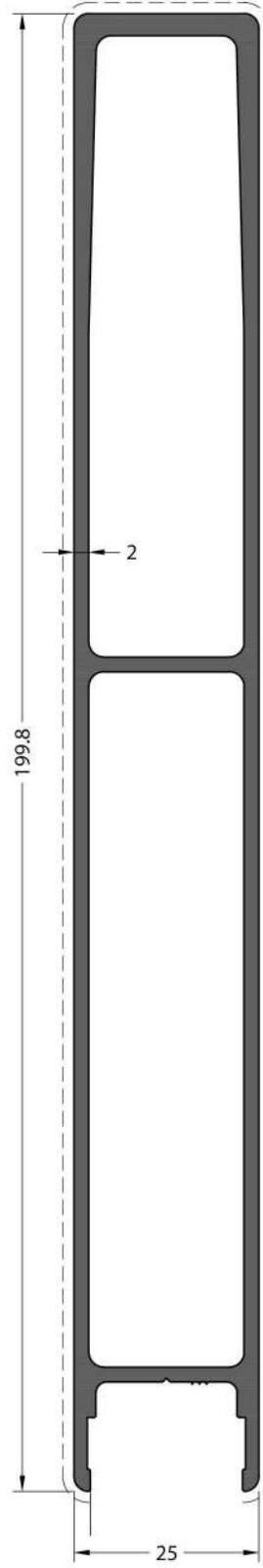
**CODE / KOD**  
**941 EB**

**THEORETICAL WEIGHT kg/m**  
TEORİK AĞIRLIK kg/m  
**2.198**

**APPLICATION PROFILES**  
UYGULAMA PROFİLLERİ

<i>Anodized / Eloksallı</i>
938 E
939 E
940 E
941 EB
943 EB

<i>Painted / Boyalı</i>
938 B
939 B
940 B
941 EB
943 EB



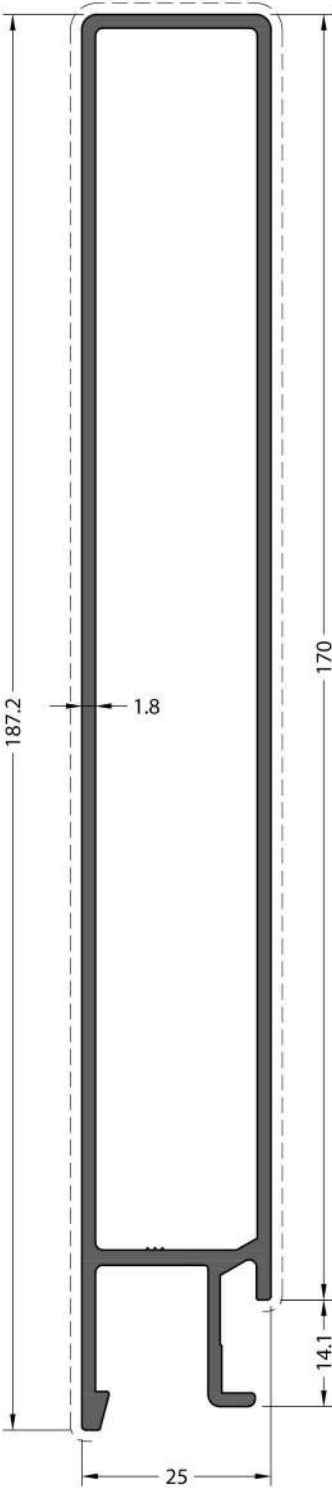
**CODE / KOD**  
**933**

**THEORETICAL WEIGHT kg/m**  
TEORİK AĞIRLIK kg/m  
**2.700**

**APPLICATION PROFILES**  
UYGULAMA PROFİLLERİ

<i>Painted / Boyalı</i>
930
931

Application Details  
Uygulama Detayı



CODE / KOD

**963**

**THEORETICAL WEIGHT kg/m**

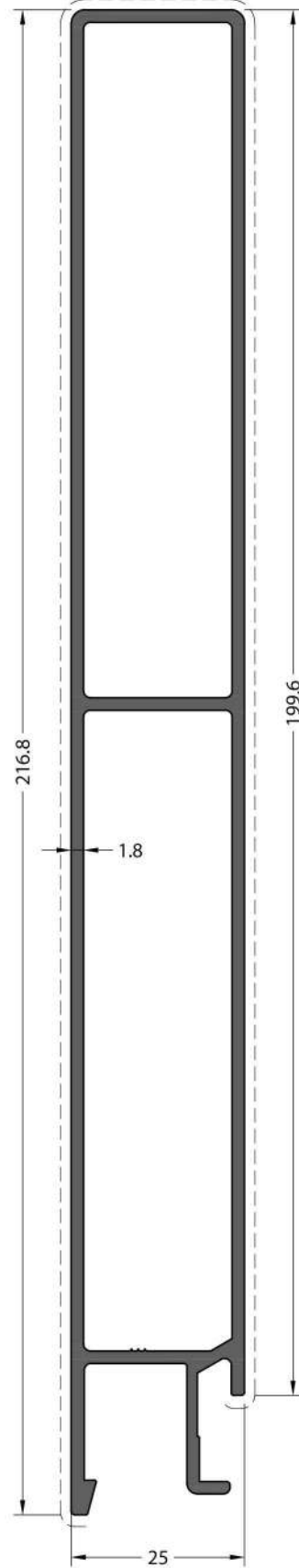
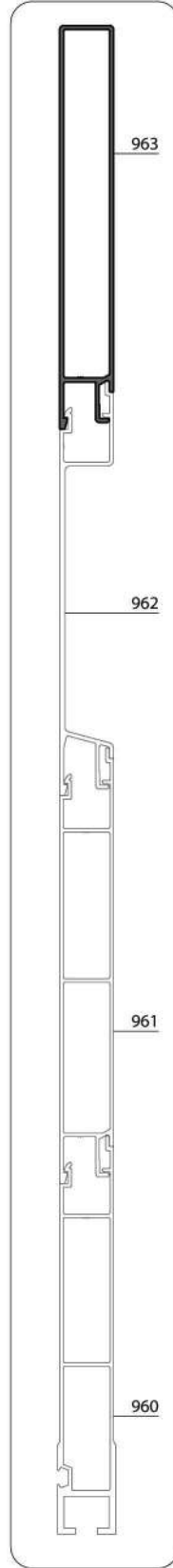
TEORİK AĞIRLIK kg/m

**2.083**

**APPLICATION PROFILES**

UYGULAMA PROFİLLERİ

Anodized / Eloxallı	Painted / Boyalı
960	
961	
962	



CODE / KOD

**929**

**THEORETICAL WEIGHT kg/m**

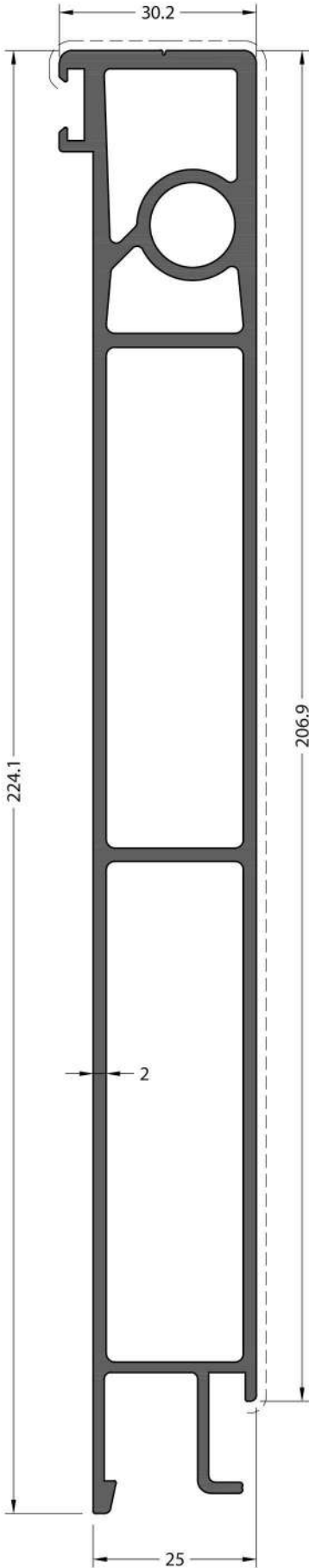
TEORİK AĞIRLIK kg/m

**2.469**

**APPLICATION PROFILES**

UYGULAMA PROFİLLERİ

Painted / Boyalı
928
930
934



CODE / KOD

**968**

**THEORETICAL  
WEIGHT kg/m**

TEORİK AĞIRLIK kg/m

**3.414**

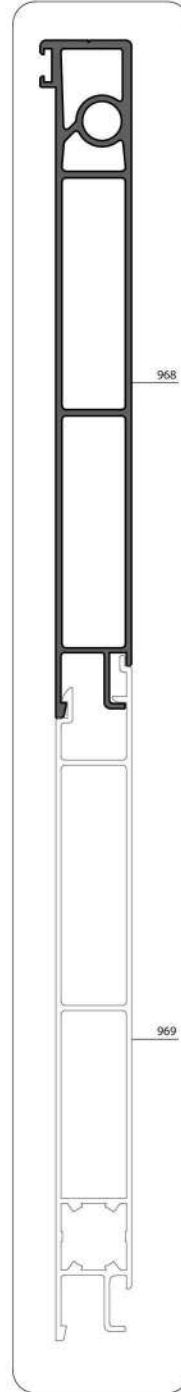
**APPLICATION  
PROFILES**

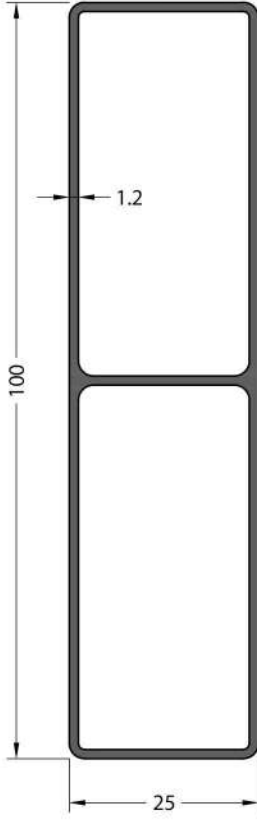
UYGULAMA PROFİLLERİ

*Painted / Boyalı*

969

**Application Details**  
Uygulama Detayı



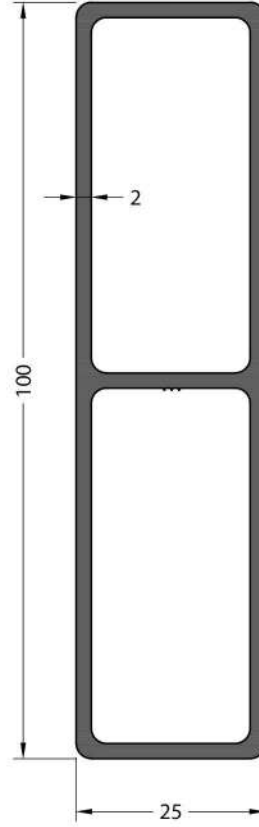


Mill Finish / Pres  
No visible surface. / Görünen yüzeyi yoktur.  
Protecting Anodizign. / Koruyucu Eloksal.

CODE / KOD

**966**

**THEORETICAL WEIGHT kg/m**  
TEORİK AĞIRLIK kg/m  
**0.869**

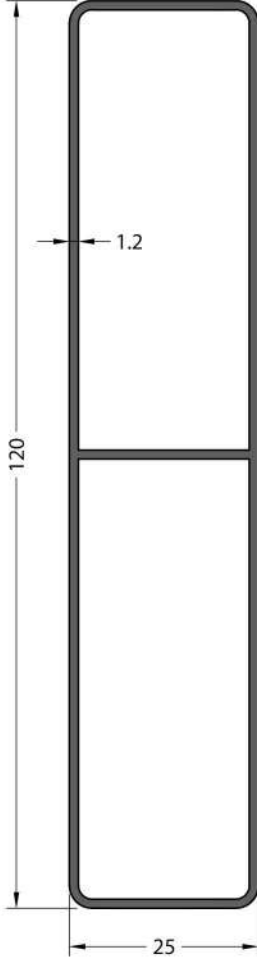


Mill Finish / Pres  
No visible surface. / Görünen yüzeyi yoktur.  
Protecting Anodizign. / Koruyucu Eloksal.

CODE / KOD

**936**

**THEORETICAL WEIGHT kg/m**  
TEORİK AĞIRLIK kg/m  
**1.430**

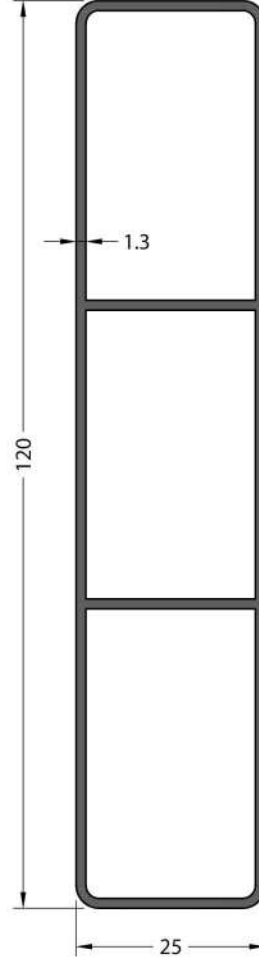


Mill Finish / Pres  
No visible surface. / Görünen yüzeyi yoktur.  
Protecting Anodizign. / Koruyucu Eloksal.

CODE / KOD

**965**

**THEORETICAL WEIGHT kg/m**  
TEORİK AĞIRLIK kg/m  
**0.984**

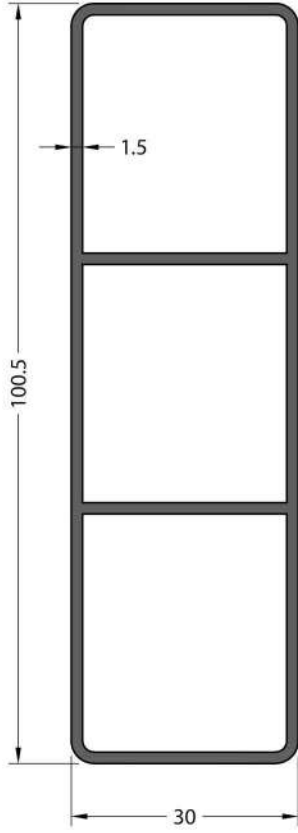


Mill Finish / Pres  
No visible surface. / Görünen yüzeyi yoktur.  
Protecting Anodizign. / Koruyucu Eloksal.

CODE / KOD

**918**

**THEORETICAL WEIGHT kg/m**  
TEORİK AĞIRLIK kg/m  
**1.143**



**Mill Finish / Pres**  
**No visible surface.** / Görünen yüzeyi yoktur.  
**Protecting Anodizign.** / Korumucu Eloksals.

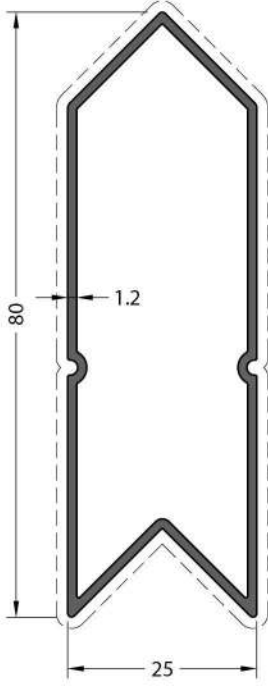
**CODE / KOD**

**908**

**THEORETICAL  
WEIGHT kg/m**

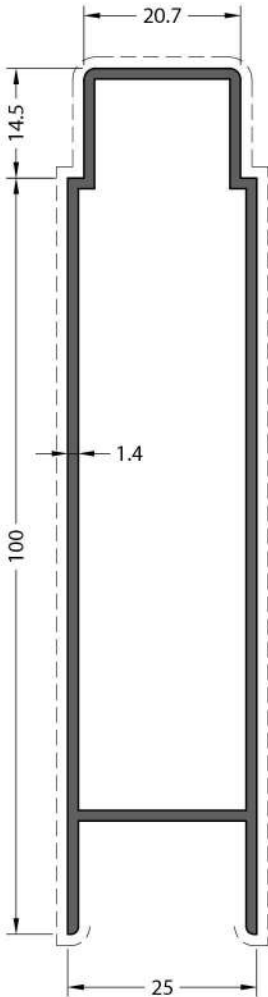
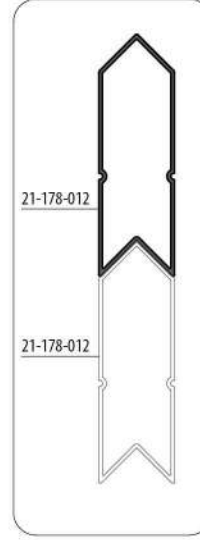
TEORİK AĞIRLIK kg/m

**1.236**



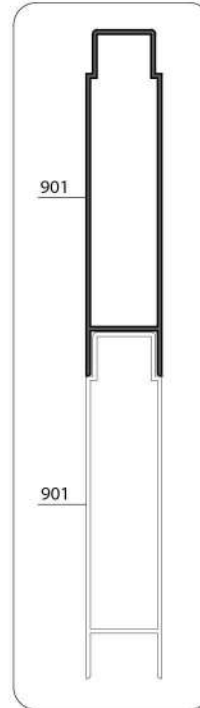
**CODE / KOD**  
**21-178-012**  
**THEORETICAL WEIGHT kg/m**  
TEORİK AĞIRLIK kg/m  
**0.657**

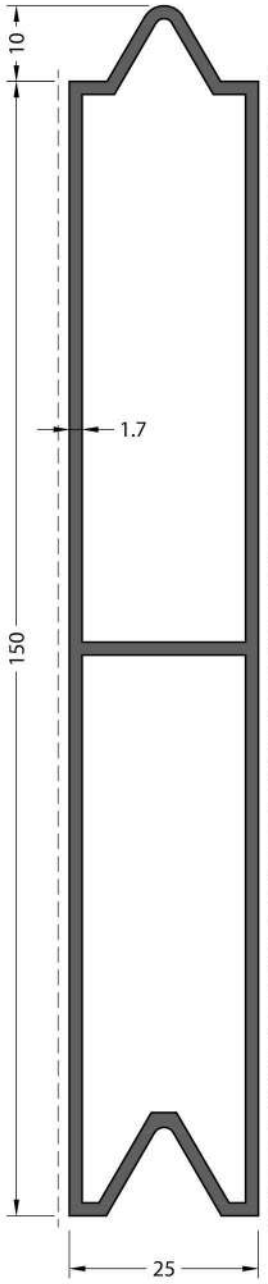
**Application Details**  
Uygulama Detayı



**CODE / KOD**  
**901**  
**THEORETICAL WEIGHT kg/m**  
TEORİK AĞIRLIK kg/m  
**1.030**

**Application Details**  
Uygulama Detayı





CODE / KOD

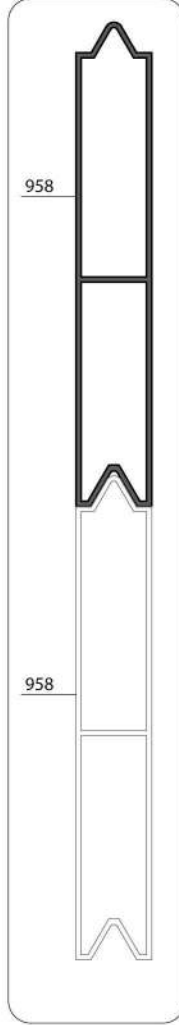
**958**

**THEORETICAL WEIGHT kg/m**

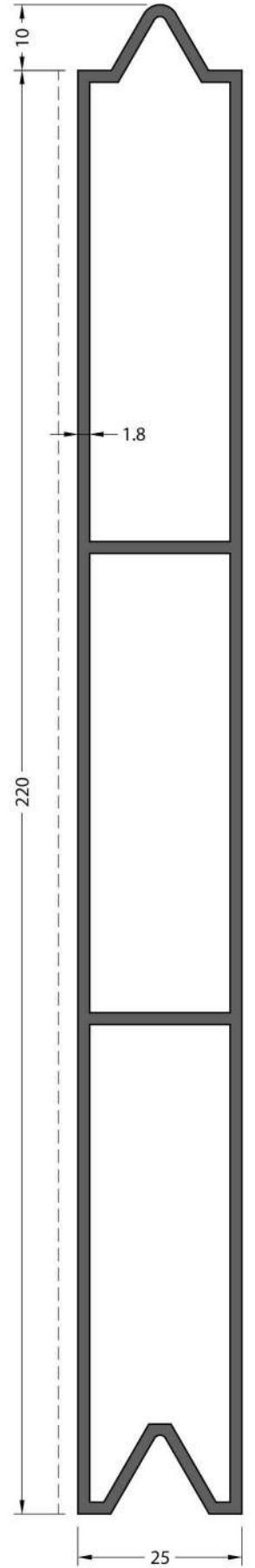
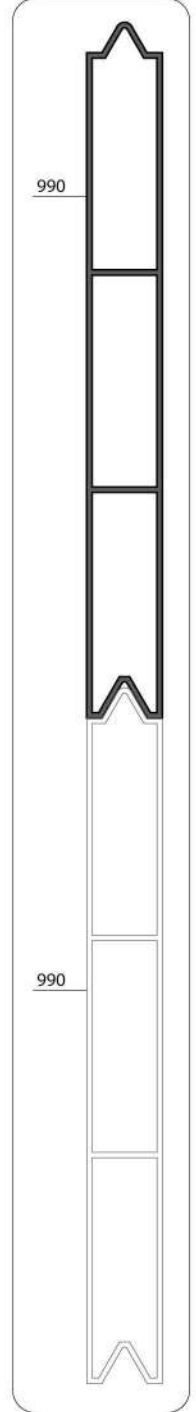
TEORİK AĞIRLIK kg/m

**1.790**

Application Details  
Uygulama Detayı



Application Details  
Uygulama Detayı



CODE / KOD

**990**

**THEORETICAL WEIGHT kg/m**

TEORİK AĞIRLIK kg/m

**2.675**

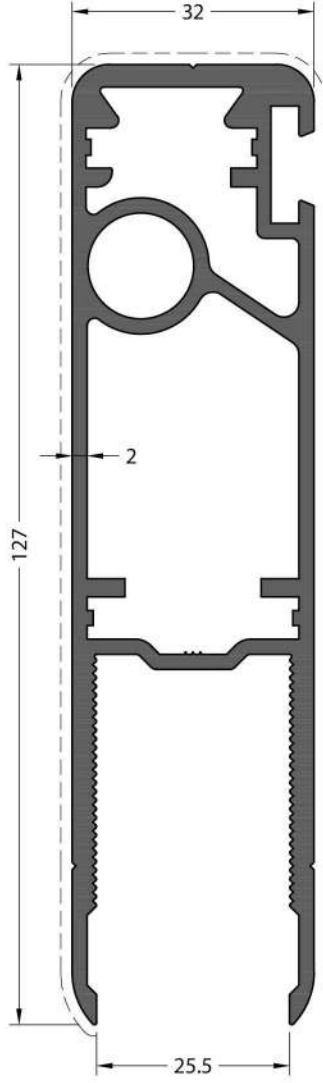
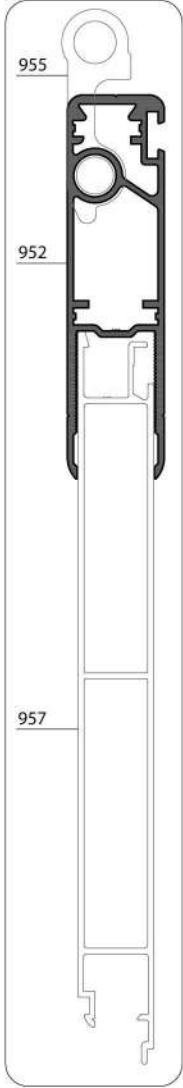
**APPLICATION PROFILES**

UYGULAMA PROFİLLERİ

Anodized / Elokssallı  
Painted / Boyalı

990

Application Details  
Uygulama Detayı



CODE / KOD

**952**

**THEORETICAL WEIGHT kg/m**

TEORİK AĞIRLIK kg/m

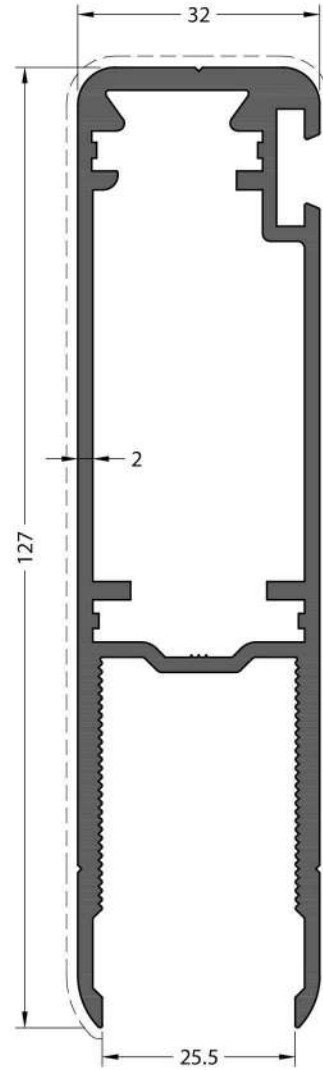

**2.541**

**APPLICATION PROFILES**

UYGULAMA PROFİLLERİ

Anodized / Elokmalı  
Painted / Boyalı  
957

Application Details  
Uygulama Detayı



CODE / KOD

**953**

**THEORETICAL WEIGHT kg/m**

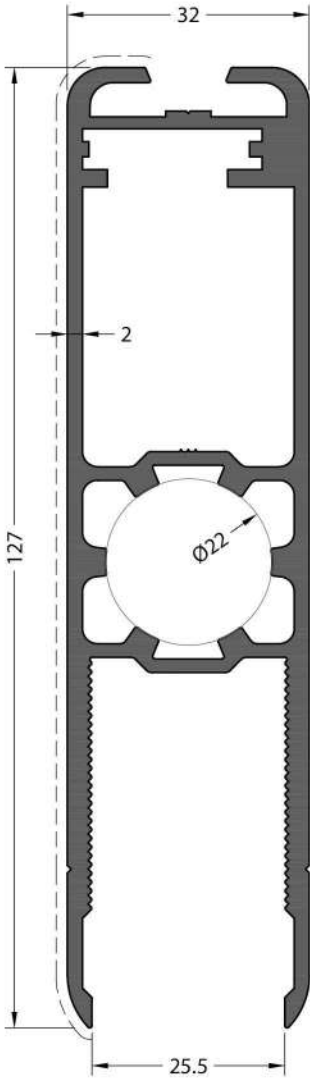
TEORİK AĞIRLIK kg/m

**2.221**

**APPLICATION PROFILES**

UYGULAMA PROFİLLERİ

Anodized / Elokmalı  
Painted / Boyalı  
957



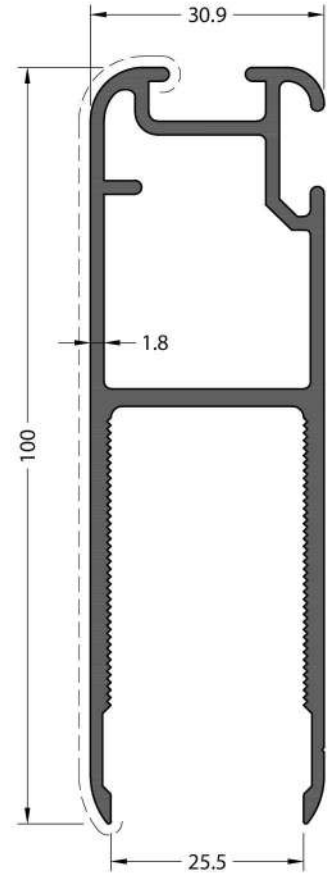
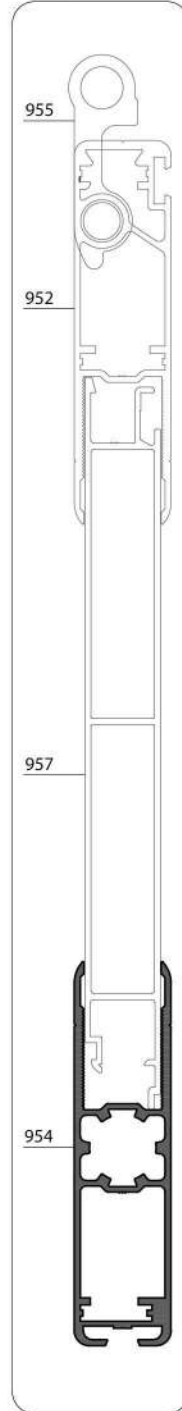
**CODE / KOD**  
**954**

**THEORETICAL WEIGHT kg/m**  
TEORİK AĞIRLIK kg/m  
**2.398**

**APPLICATION PROFILES**  
UYGULAMA PROFİLLERİ

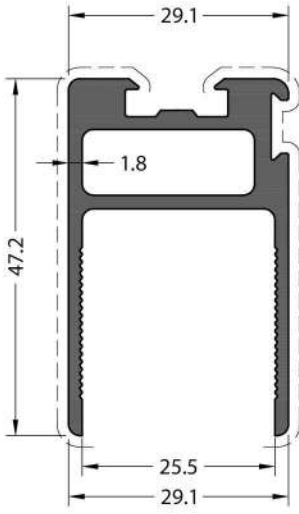
Anodized / Elokmalı  
Painted / Boyalı  
957

**Application Details**  
Uygulama Detayı



**CODE / KOD**  
**926**

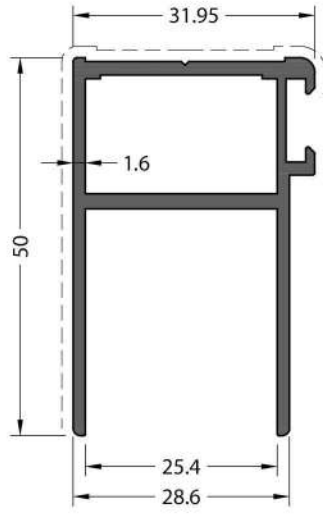
**THEORETICAL WEIGHT kg/m**  
TEORİK AĞIRLIK kg/m  
**1.527**



**CODE / KOD**  
**992**

**THEORETICAL WEIGHT kg/m**  
TEORİK AĞIRLIK kg/m

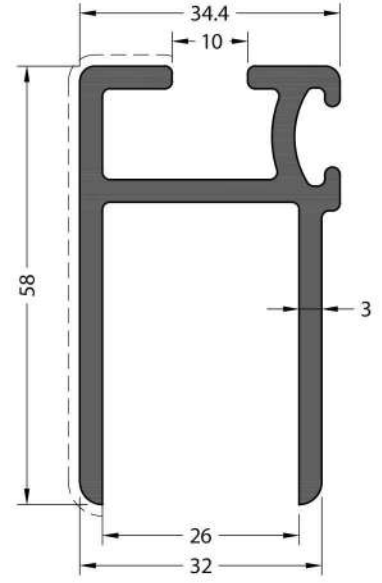
**0.882**



**CODE / KOD**  
**967**

**THEORETICAL WEIGHT kg/m**  
TEORİK AĞIRLIK kg/m

**0.731**



**CODE / KOD**  
**942**

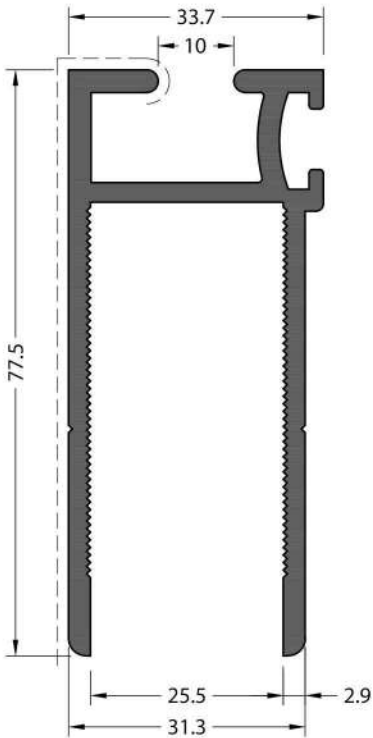
**THEORETICAL WEIGHT kg/m**  
TEORİK AĞIRLIK kg/m

**1.332**

**APPLICATION PROFILES**  
UYGULAMA PROFİLLERİ

Anodized / Elokssanlı  
Painted / Boyalı

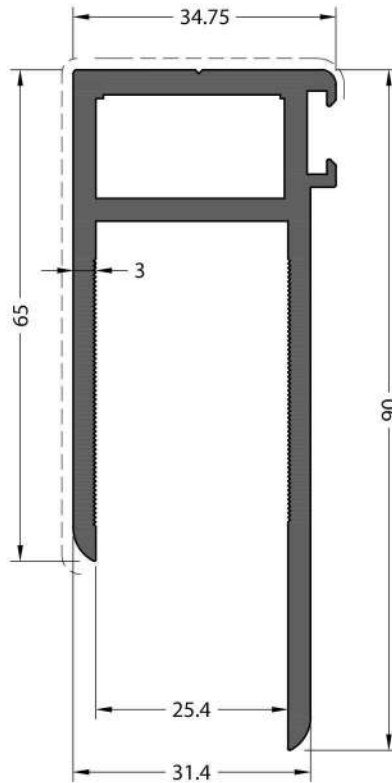
964



**CODE / KOD**  
**937**

**THEORETICAL WEIGHT kg/m**  
TEORİK AĞIRLIK kg/m

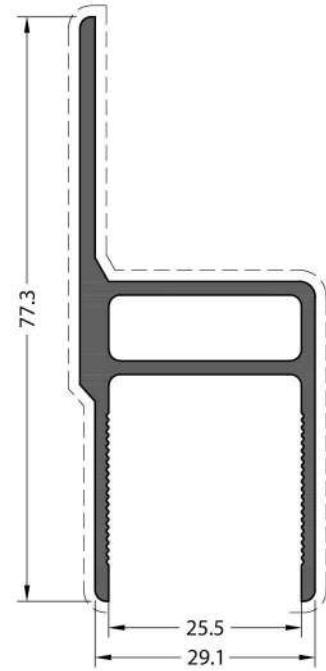
**1.501**



**CODE / KOD**  
**982**

**THEORETICAL WEIGHT kg/m**  
TEORİK AĞIRLIK kg/m

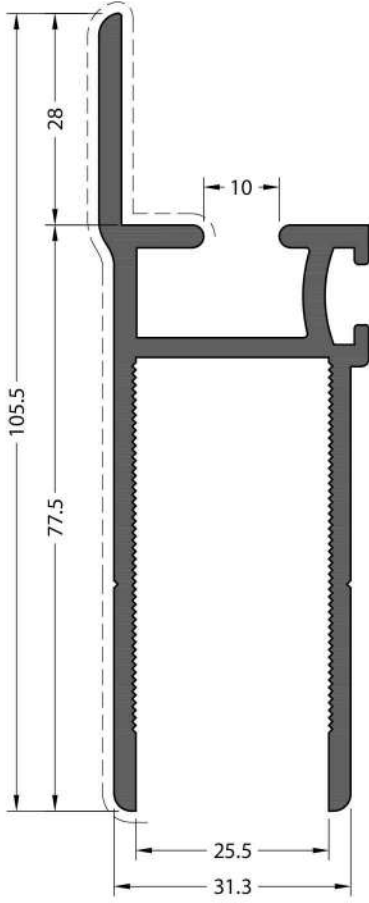
**1.695**



**CODE / KOD**  
**993**

**THEORETICAL WEIGHT kg/m**  
TEORİK AĞIRLIK kg/m

**0.920**

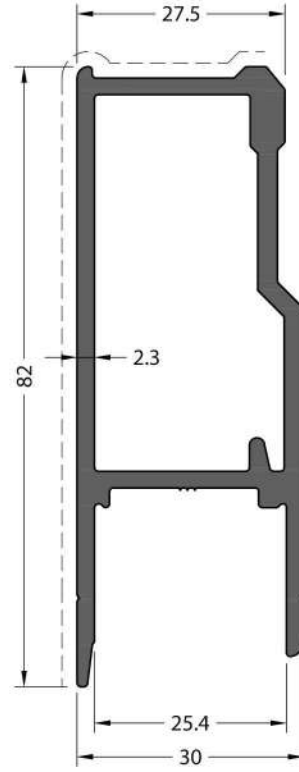


**CODE / KOD**  
**951**

**THEORETICAL WEIGHT kg/m**  
TEORİK AĞIRLIK kg/m  
**1.736**

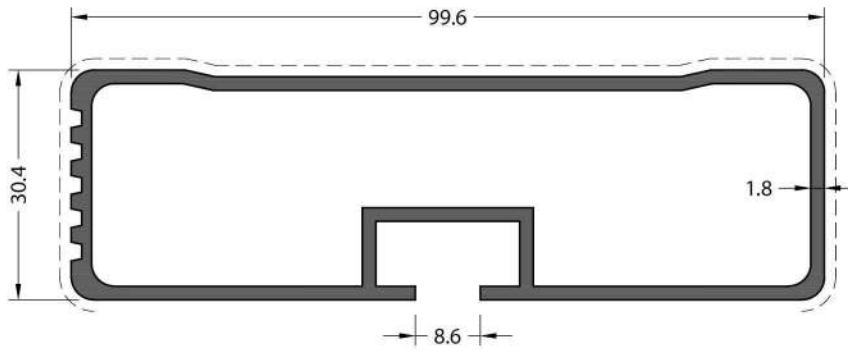
**APPLICATION PROFILES**  
UYGULAMA PROFİLLERİ

Anodized / Eloksoallı  
Painted / Boyalı  
964



**CODE / KOD**  
**935**

**THEORETICAL WEIGHT kg/m**  
TEORİK AĞIRLIK kg/m  
**1.424**



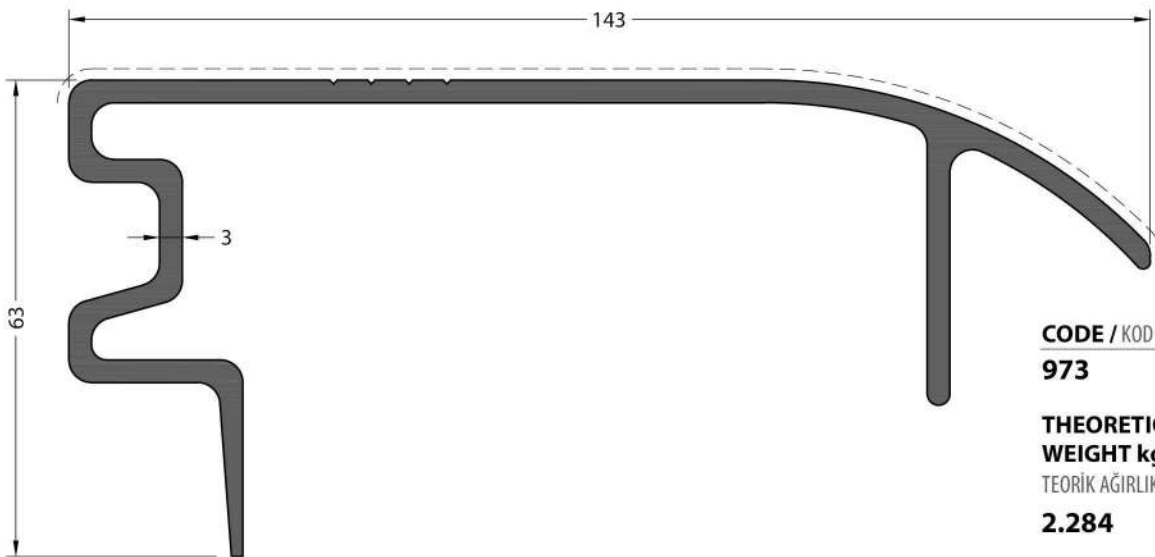
CODE / KOD

**946**

**THEORETICAL  
WEIGHT kg/m**

TEORİK AĞIRLIK kg/m

**1.405**



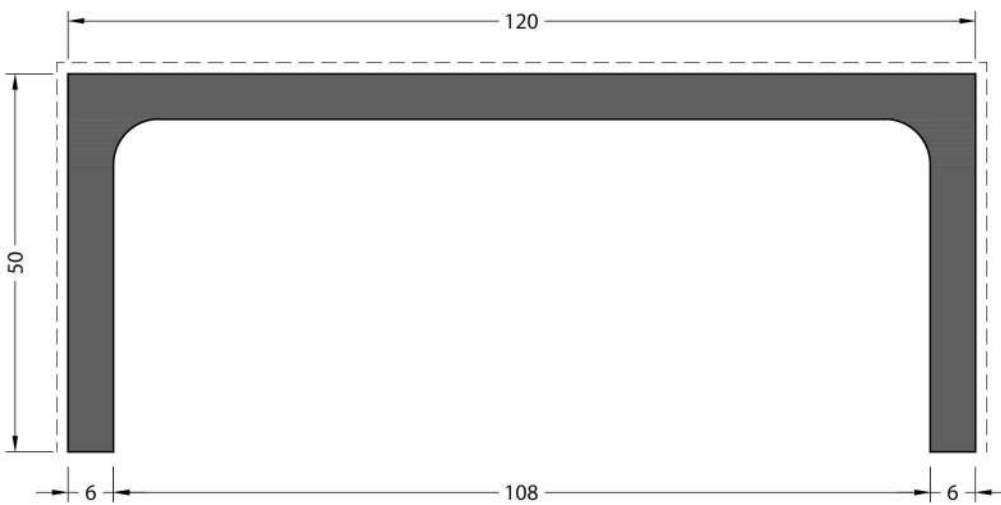
CODE / KOD

**973**

**THEORETICAL  
WEIGHT kg/m**

TEORİK AĞIRLIK kg/m

**2.284**



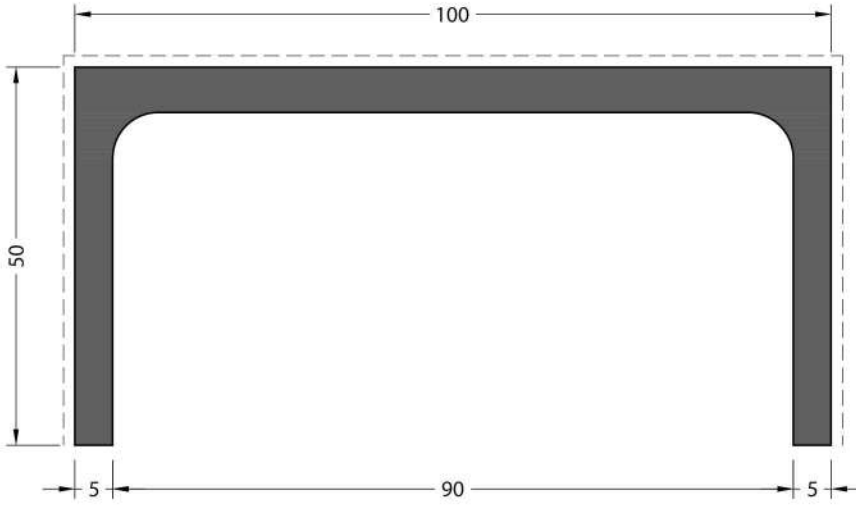
CODE / KOD

**979**

**THEORETICAL  
WEIGHT kg/m**

TEORİK AĞIRLIK kg/m

**3.411**



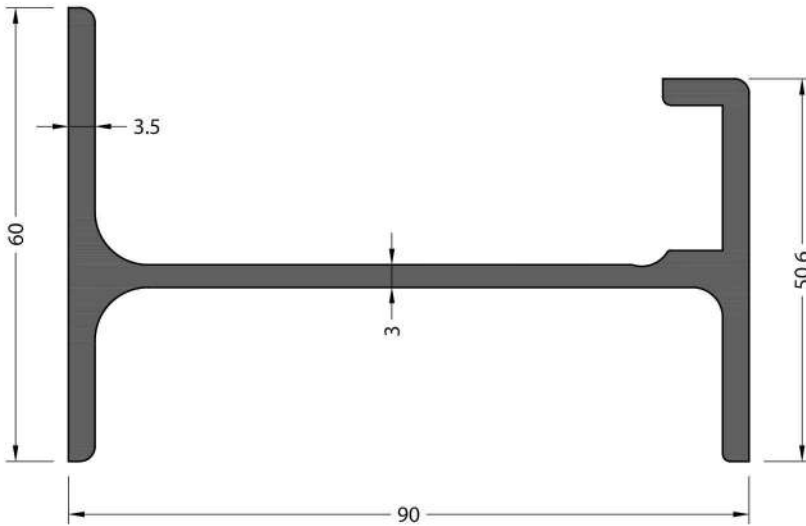
**CODE / KOD**

**980**

**THEORETICAL WEIGHT kg/m**

TEORİK AĞIRLIK kg/m

**2.850**



**Mill Finish / Pres**

**No visible surface.** / Görünen yüzeyi yoktur.

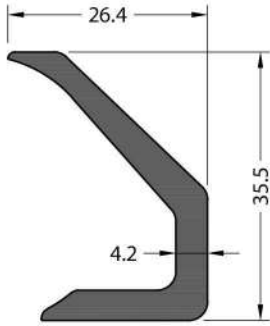
**CODE / KOD**

**944**

**THEORETICAL WEIGHT kg/m**

TEORİK AĞIRLIK kg/m

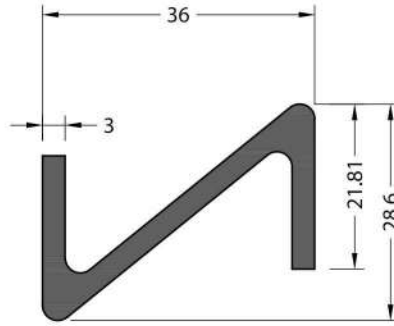
**1.890**



Mill Finish / Pres  
No visible surface. / Görünen yüzeyi yoktur.

**CODE / KOD**  
**986**

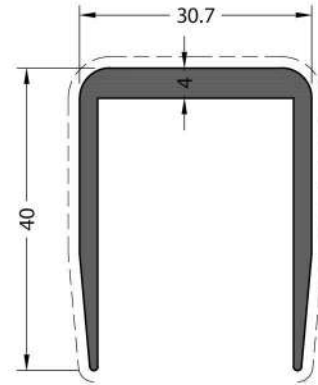
**THEORETICAL WEIGHT kg/m**  
TEORİK AĞIRLIK kg/m  
**0.668**



Mill Finish / Pres  
No visible surface. / Görünen yüzeyi yoktur.

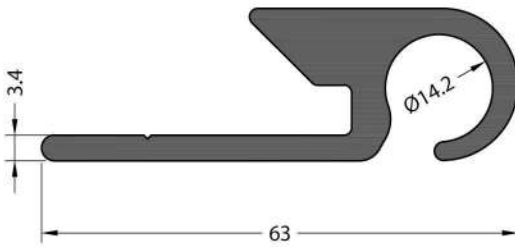
**CODE / KOD**  
**987**

**THEORETICAL WEIGHT kg/m**  
TEORİK AĞIRLIK kg/m  
**0.682**



**CODE / KOD**  
**904**

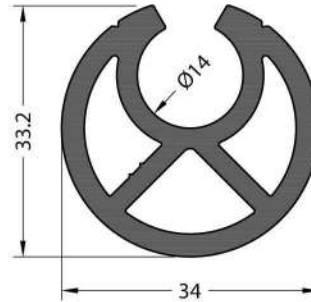
**THEORETICAL WEIGHT kg/m**  
TEORİK AĞIRLIK kg/m  
**0.721**



Mill Finish / Pres  
No visible surface. / Görünen yüzeyi yoktur.  
Protecting Anodizign. / Korumucu Eloksal.

**CODE / KOD**  
**910**

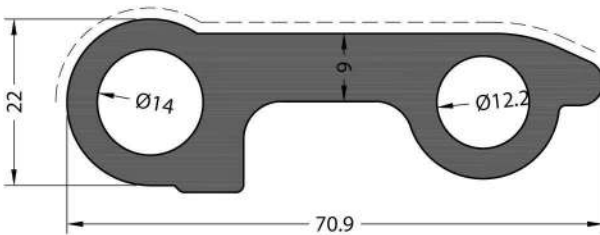
**THEORETICAL WEIGHT kg/m**  
TEORİK AĞIRLIK kg/m  
**1.218**



Mill Finish / Pres  
No visible surface. / Görünen yüzeyi yoktur.  
Protecting Anodizign. / Korumucu Eloksal.

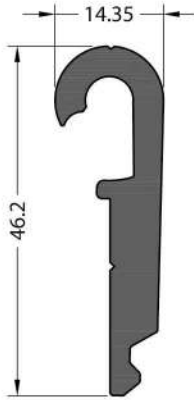
**CODE / KOD**  
**911**

**THEORETICAL WEIGHT kg/m**  
TEORİK AĞIRLIK kg/m  
**1.161**



**CODE / KOD**  
**955**

**THEORETICAL WEIGHT kg/m**  
TEORİK AĞIRLIK kg/m  
**2.046**



Mill Finish / Pres  
No visible surface.  
Görünen yüzeyi yoktur.

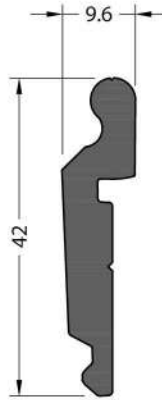
CODE / KOD

**11723**

**THEORETICAL WEIGHT kg/m**

TEORİK AĞIRLIK kg/m

**0.749**



Mill Finish / Pres  
No visible surface.  
Görünen yüzeyi yoktur.

CODE / KOD

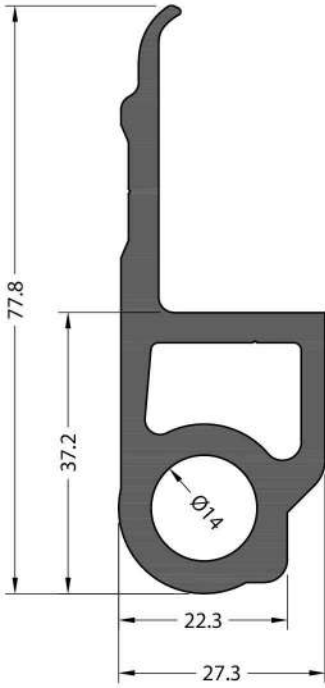
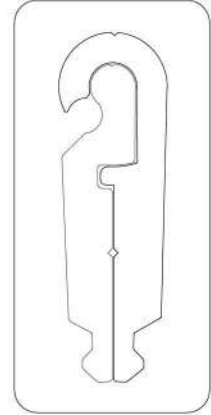
**11724**

**THEORETICAL WEIGHT kg/m**

TEORİK AĞIRLIK kg/m

**0.618**

**Application Details**  
Uygulama Detayı



Mill Finish / Pres  
No visible surface.  
Görünen yüzeyi yoktur.

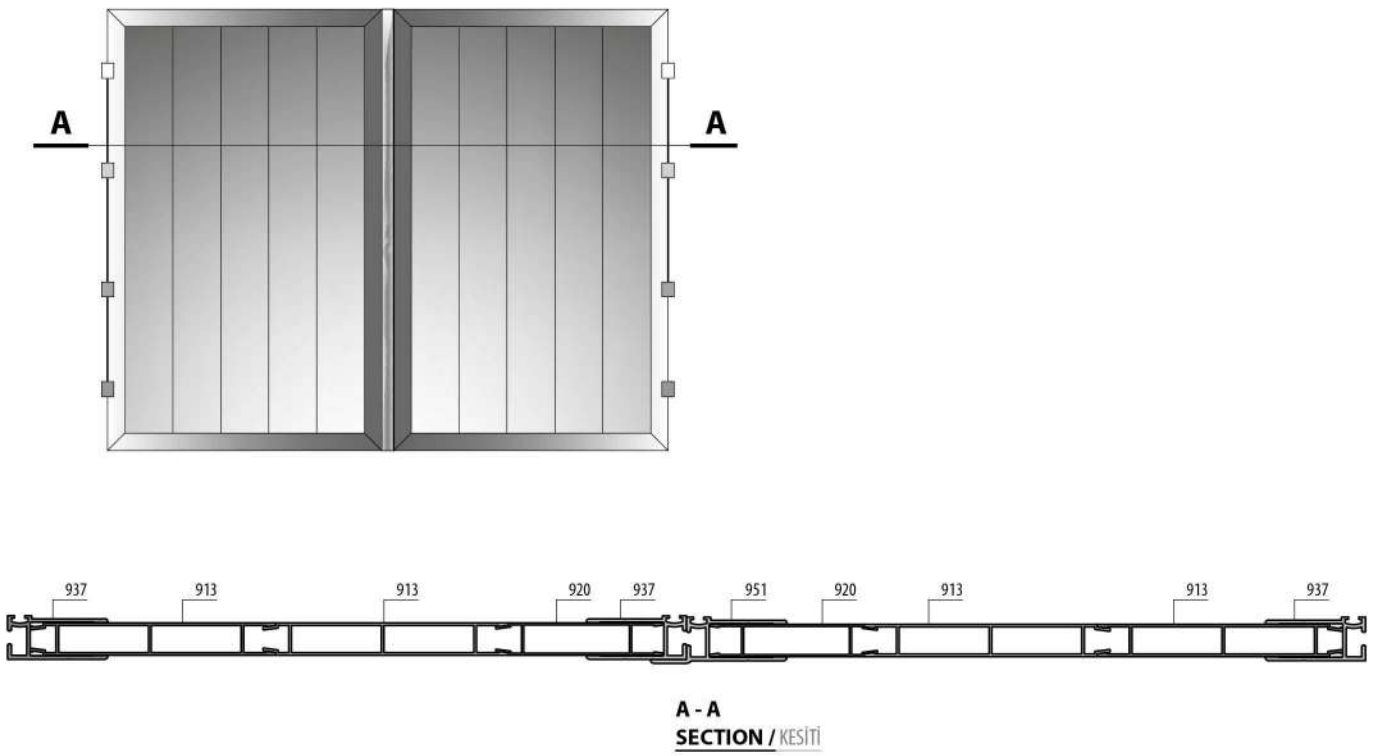
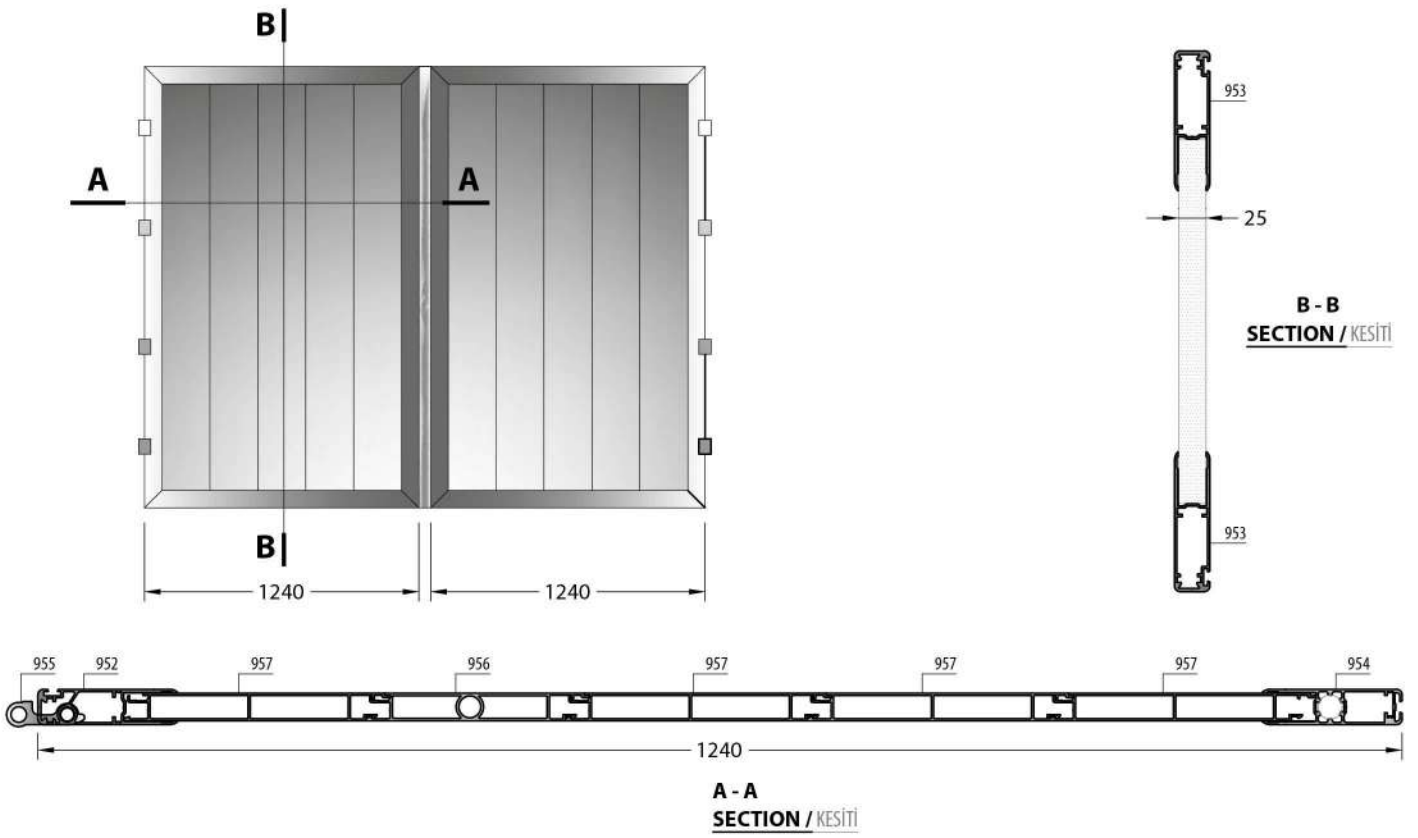
CODE / KOD

**985**

**THEORETICAL WEIGHT kg/m**

TEORİK AĞIRLIK kg/m

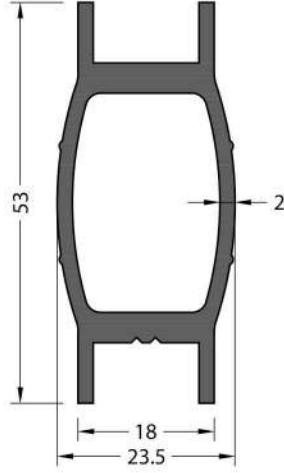
**1.762**



**CANVAS PROFILES**  
BRANDA PROFİLLERİ



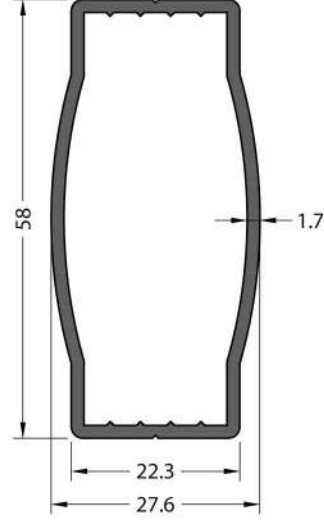
CANVAS PROFILES / BRANDA PROFİLLERİ



Mill Finish / Pres  
No visible surface. / Görünen yüzeyi yoktur.

**CODE / KOD**  
**2017**

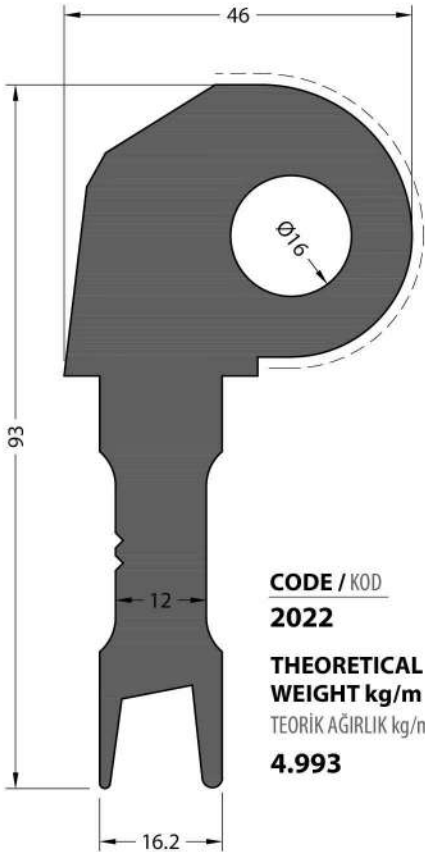
**THEORETICAL WEIGHT kg/m**  
TEORİK AĞIRLIK kg/m  
**0.891**



Mill Finish / Pres  
No visible surface. / Görünen yüzeyi yoktur.

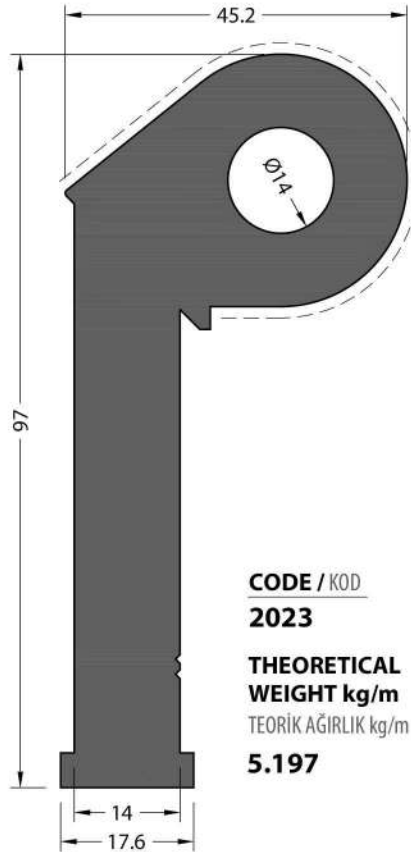
**CODE / KOD**  
**2018**

**THEORETICAL WEIGHT kg/m**  
TEORİK AĞIRLIK kg/m  
**0.710**



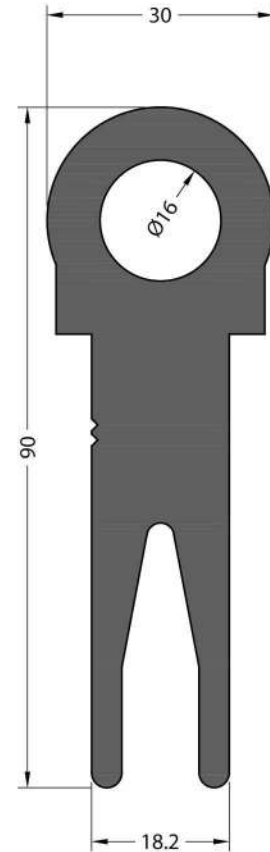
**CODE / KOD**  
**2022**

**THEORETICAL WEIGHT kg/m**  
TEORİK AĞIRLIK kg/m  
**4.993**



**CODE / KOD**  
**2023**

**THEORETICAL WEIGHT kg/m**  
TEORİK AĞIRLIK kg/m  
**5.197**

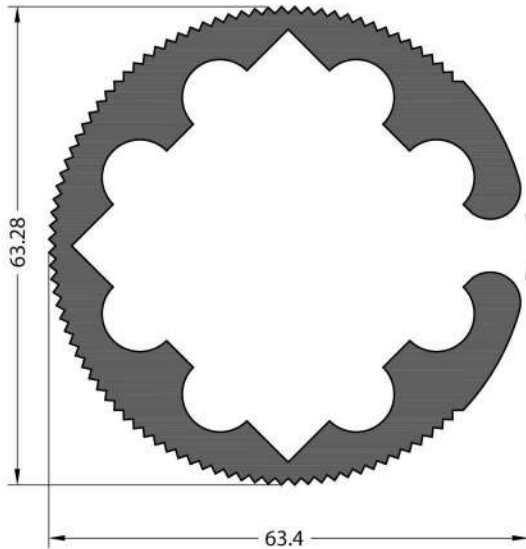
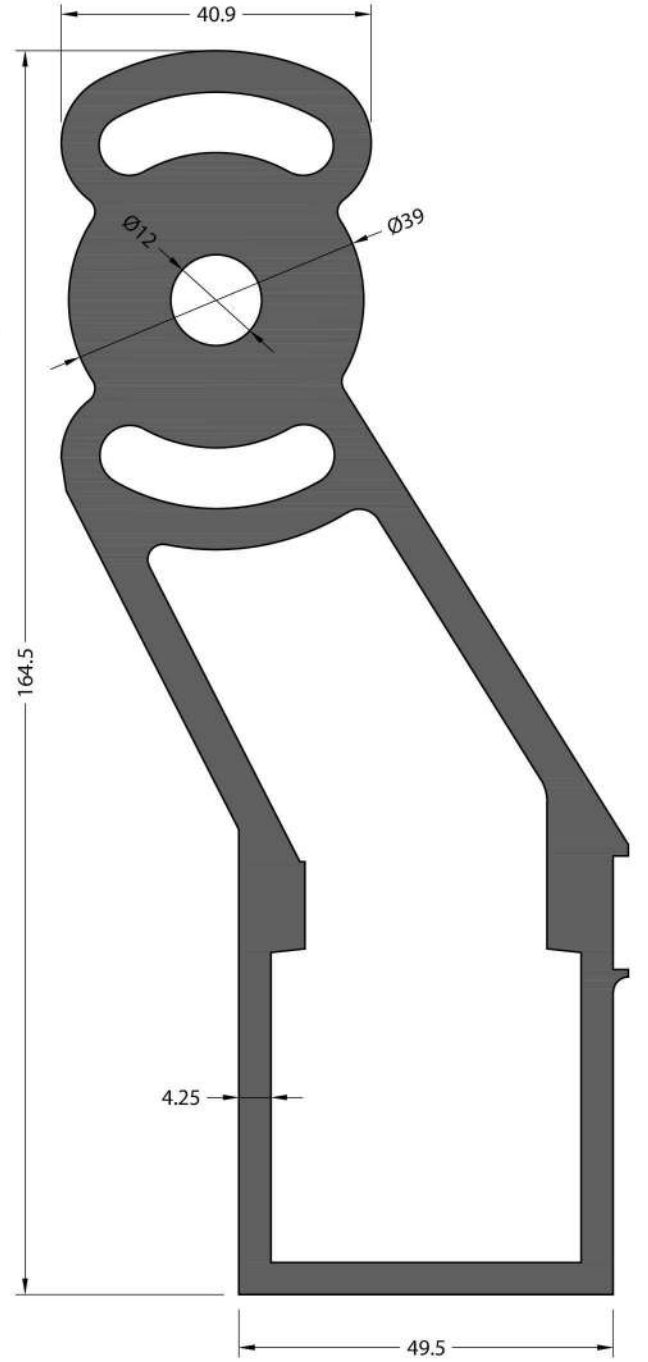
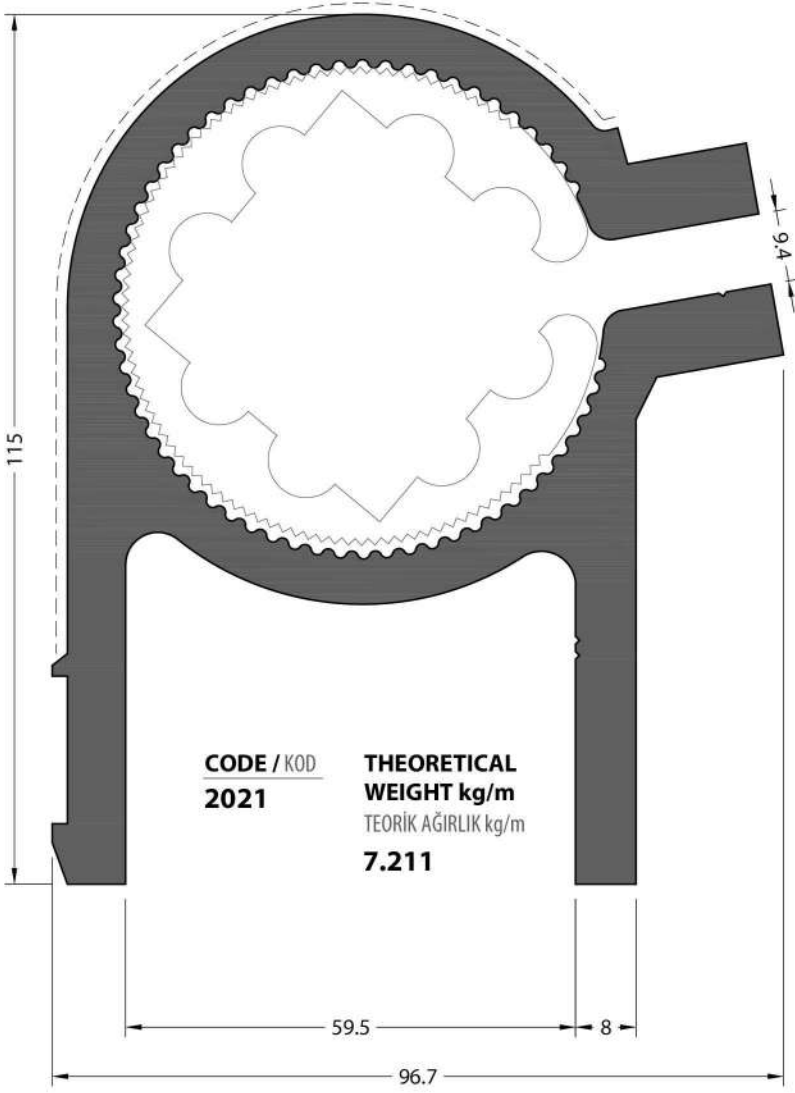


Mill Finish / Pres  
No visible surface. / Görünen yüzeyi yoktur.

**CODE / KOD**  
**2024**

**THEORETICAL WEIGHT kg/m**  
TEORİK AĞIRLIK kg/m  
**3.714**

CANVAS PROFILES / BRANDA PROFİLLERİ



Mill Finish / Pres  
No visible surface.  
Görünen yüzeyi yoktur.

**CODE / KOD**  
**2020**

**THEORETICAL WEIGHT kg/m**  
TEORİK AĞIRLIK kg/m  
**2.926**

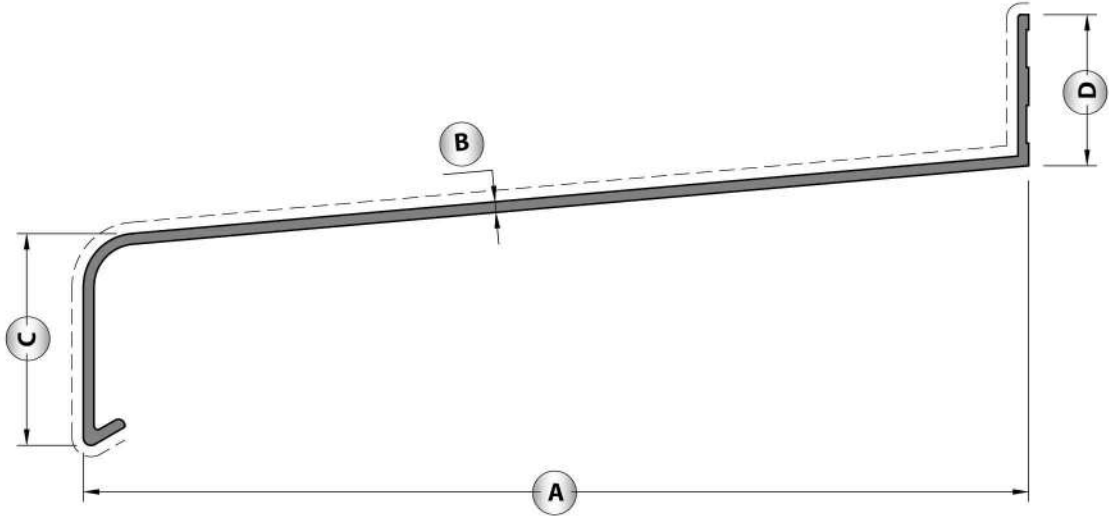


**SILL PROFILES**  
DENİZLİK PROFİLLERİ



## SILL PROFILES / DENİZLİK PROFİLLERİ

22



A	B	C	D	PROFILE CODE PROFİL KOD	WEIGHT / AĞIRLIK (Kg/m)
WIDHT / GENİŞLİK	THICKNESS / KALINLIK	HEIGHT / ÖN YÜKSEKLİK	HEIGHT / YÜKSEKLİK		
75 mm	1.3 mm	28 mm	20 mm	22-075-013	0.422
100 mm	1.3 mm	28 mm	20 mm	22-100-013	0.510
125 mm	1.4 mm	28 mm	20 mm	22-125-014	0.643
150 mm	1.4 mm	28 mm	20 mm	22-150-014	0.738
175 mm	1.5 mm	28 mm	20 mm	22-175-015	0.891
200 mm	1.5 mm	28 mm	20 mm	22-200-015	0.993
225 mm	1.6 mm	28 mm	20 mm	22-225-016	1.166
250 mm	1.6 mm	28 mm	20 mm	22-250-016	1.274
275 mm	1.9 mm	28 mm	20 mm	22-275-019	1.636
300 mm	2.2 mm	28 mm	20 mm	22-300-022	2.038

## SILL SYSTEMS / DENİZLİK SİSTEMLERİ

PROFILE CODE PROFİL KODU	PROFILE PROFİL	DESCRIPTION AÇIKLAMA	WEIGHT AĞIRLIK (kg/m)
22-075-013		SILL PROFILE DENİZLİK PROFİLİ 75 mm	0.422
22-100-013		SILL PROFILE DENİZLİK PROFİLİ 100 mm	0.510
22-125-014		SILL PROFILE DENİZLİK PROFİLİ 125 mm	0.643
22-150-014		SILL PROFILE DENİZLİK PROFİLİ 150 mm	0.738
22-175-015		SILL PROFILE DENİZLİK PROFİLİ 175 mm	0.891
22-200-015		SILL PROFILE DENİZLİK PROFİLİ 200 mm	0.993
22-225-016		SILL PROFILE DENİZLİK PROFİLİ 225 mm	1.166
22-250-016		SILL PROFILE DENİZLİK PROFİLİ 250 mm	1.274
22-275-019		SILL PROFILE DENİZLİK PROFİLİ 275 mm	1.636
22-300-022		SILL PROFILE DENİZLİK PROFİLİ 300 mm	2.038

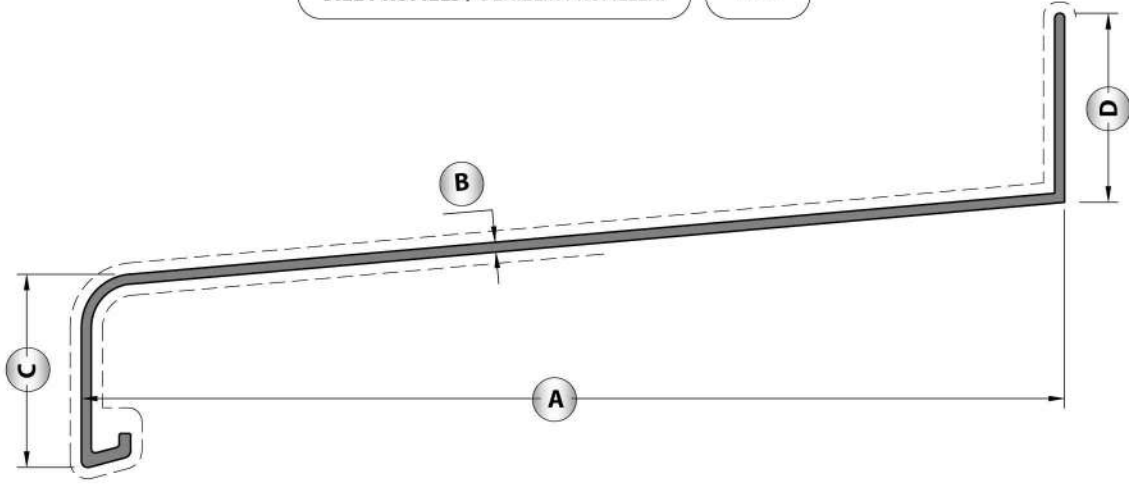
## CAP FOR SILL / DENİZLİK İÇİN KAPAKLAR

M22	PIECE PARÇA	SET TAKIM
RIGHT CAP SAĞ KAPAK	1	1
LEFT CAP SOL KAPAK	1	
RIGHT CAP SAĞ KAPAK	1	1
LEFT CAP SOL KAPAK	1	
RIGHT CAP SAĞ KAPAK	1	1
LEFT CAP SOL KAPAK	1	
RIGHT CAP SAĞ KAPAK	1	1
LEFT CAP SOL KAPAK	1	
RIGHT CAP SAĞ KAPAK	1	1
LEFT CAP SOL KAPAK	1	
RIGHT CAP SAĞ KAPAK	1	1
LEFT CAP SOL KAPAK	1	
RIGHT CAP SAĞ KAPAK	1	1
LEFT CAP SOL KAPAK	1	
RIGHT CAP SAĞ KAPAK	1	1
LEFT CAP SOL KAPAK	1	

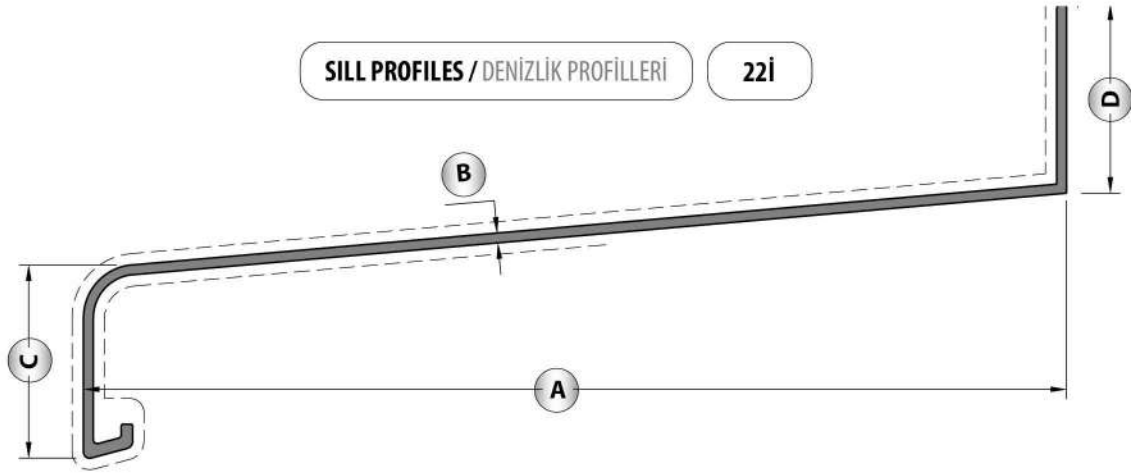
ACCESSORIES CODE AKSESUAR KODU	VIEW GÖRÜNTÜ	DESCRIPTION AÇIKLAMA	MATERIALS MALZEME
EM22-01 WHITE / BEYAZ		SILL CAP DENİZLİK KAPAĞI	PLASTIC PLASTİK
EM22-02 GREY / GRİ		SILL CAP DENİZLİK KAPAĞI	PLASTIC PLASTİK
EM22-03 BROWN / KAHVERENGİ		SILL CAP DENİZLİK KAPAĞI	PLASTIC PLASTİK

## SILL PROFILES / DENİZLİK PROFİLLERİ

22A



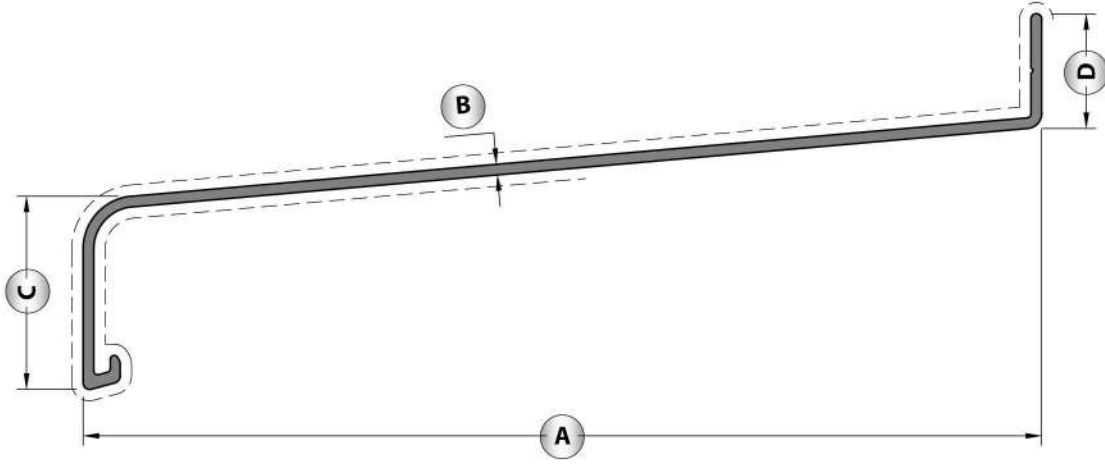
A	B	C	D	PROFILE CODE PROFİL KOD	WEIGHT / AĞIRLIK (Kg/m)
WIDHT / GENİŞLİK	THICKNESS / KALINLIK	HEIGHT / ÖN YÜKSEKLİK	HEIGHT / YÜKSEKLİK		
150 mm	1.3 mm	40 mm	25 mm	<b>22A-150-013</b>	<b>0.769</b>
165 mm	1.3 mm	40 mm	25 mm	<b>22A-165-013</b>	<b>0.821</b>
180 mm	1.3 mm	40 mm	25 mm	<b>22A-180-013</b>	<b>0.874</b>
195 mm	1.4 mm	40 mm	25 mm	<b>22A-195-014</b>	<b>0.995</b>
210 mm	1.4 mm	40 mm	25 mm	<b>22A-210-014</b>	<b>1.052</b>
225 mm	1.4 mm	40 mm	25 mm	<b>22A-225-014</b>	<b>1.109</b>
240 mm	1.5 mm	40 mm	25 mm	<b>22A-240-015</b>	<b>1.246</b>
260 mm	1.7 mm	40 mm	25 mm	<b>22A-260-017</b>	<b>1.498</b>
280 mm	1.8 mm	40 mm	25 mm	<b>22A-280-018</b>	<b>1.680</b>
300 mm	2.1 mm	40 mm	25 mm	<b>22A-300-021</b>	<b>2.065</b>



<b>A</b>	<b>B</b>	<b>C</b>	<b>D</b>	PROFILE CODE PROFİL KOD	WEIGHT / AĞIRLIK (Kg/m)
WIDHT / GENİŞLİK	THICKNESS / KALINLIK	HEIGHT / ÖN YÜKSEKLİK	HEIGHT / YÜKSEKLİK		
50 mm	1.2 mm	25 mm	25 mm	<b>22i-050-012</b>	<b>0.339</b>
70 mm	1.2 mm	25 mm	25 mm	<b>22i-070-012</b>	<b>0.404</b>
90 mm	1.2 mm	25 mm	25 mm	<b>22i-090-012</b>	<b>0.469</b>
110 mm	1.2 mm	25 mm	25 mm	<b>22i-110-012</b>	<b>0.534</b>
130 mm	1.3 mm	25 mm	25 mm	<b>22i-130-013</b>	<b>0.646</b>
150 mm	1.3 mm	25 mm	25 mm	<b>22i-150-013</b>	<b>0.716</b>
165 mm	1.3 mm	25 mm	25 mm	<b>22i-165-013</b>	<b>0.769</b>
180 mm	1.4 mm	25 mm	25 mm	<b>22i-180-014</b>	<b>0.882</b>
195 mm	1.4 mm	25 mm	25 mm	<b>22i-195-014</b>	<b>0.938</b>
210 mm	1.4 mm	25 mm	25 mm	<b>22i-210-014</b>	<b>0.995</b>
225 mm	1.4 mm	25 mm	25 mm	<b>22i-225-014</b>	<b>1.052</b>
240 mm	1.5 mm	25 mm	25 mm	<b>22i-240-015</b>	<b>1.185</b>
260 mm	1.7 mm	25 mm	25 mm	<b>22i-260-017</b>	<b>1.429</b>
280 mm	1.8 mm	25 mm	25 mm	<b>22i-280-018</b>	<b>1.607</b>
300 mm	2.1 mm	25 mm	25 mm	<b>22i-300-021</b>	<b>1.980</b>

## SILL PROFILES / DENİZLİK PROFİLLERİ

22ML

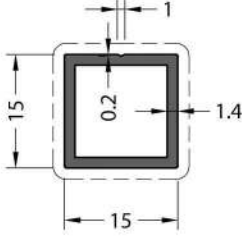


A	B	C	D	PROFILE CODE PROFİL KOD	WEIGHT / AĞIRLIK (Kg/m)
WIDHT / GENİŞLİK	THICKNESS / KALINLIK	HEIGHT / ÖN YÜKSEKLİK	HEIGHT / YÜKSEKLİK		
210 mm	1.4 mm	25 mm	15 mm	22ML-210-014	0.948
250 mm	1.6 mm	25 mm	15 mm	22ML-250-016	1.252
275 mm	1.8 mm	25 mm	15 mm	22ML-275-018	1.524
300 mm	1.9 mm	25 mm	15 mm	22ML-300-019	1.736

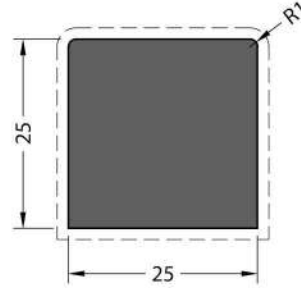
**VARIOUS PROFILES**  
MUHTELİF PROFİLLER



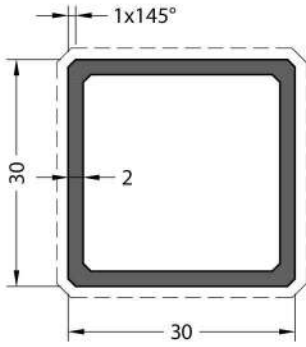
VARIOUS PROFILES / MUHTELİF PROFİLLER



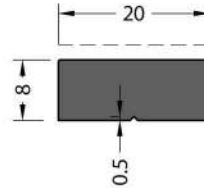
**CODE / KOD**  
**12-101-014**  
**THEORETICAL WEIGHT kg/m**  
TEORİK AĞIRLIK kg/m  
**0.205**



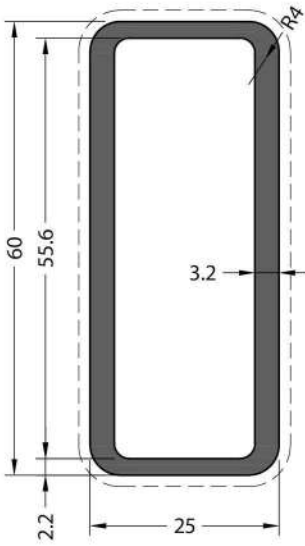
**CODE / KOD**  
**14704**  
**THEORETICAL WEIGHT kg/m**  
TEORİK AĞIRLIK kg/m  
**1.686**



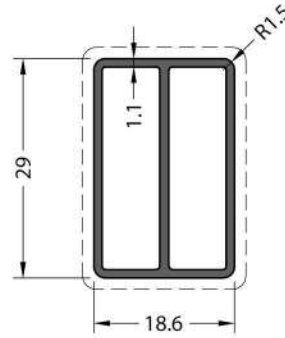
**CODE / KOD**  
**11883**  
**THEORETICAL WEIGHT kg/m**  
TEORİK AĞIRLIK kg/m  
**0.605**



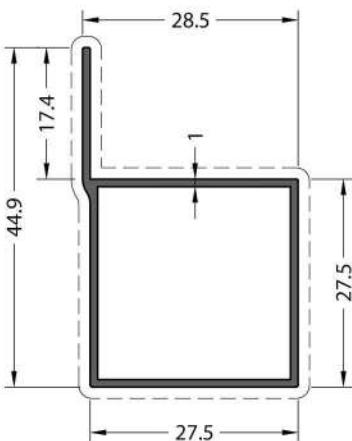
**CODE / KOD**  
**13-104-080**  
**THEORETICAL WEIGHT kg/m**  
TEORİK AĞIRLIK kg/m  
**0.431**



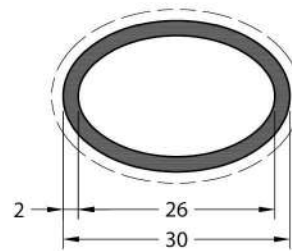
**CODE / KOD**  
**15295**  
**THEORETICAL WEIGHT kg/m**  
TEORİK AĞIRLIK kg/m  
**1.230**



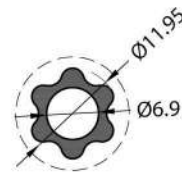
**CODE / KOD**  
**12009**  
**THEORETICAL WEIGHT kg/m**  
TEORİK AĞIRLIK kg/m  
**0.352**



**CODE / KOD**  
**14505**  
**THEORETICAL WEIGHT kg/m**  
TEORİK AĞIRLIK kg/m  
**0.337**

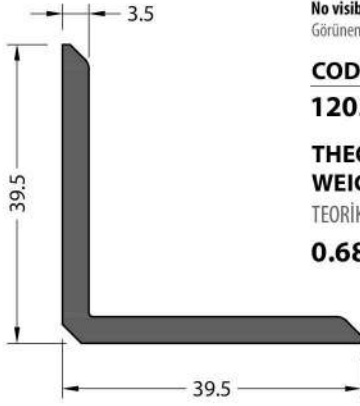


**CODE / KOD**  
**11984**  
**THEORETICAL WEIGHT kg/m**  
TEORİK AĞIRLIK kg/m  
**0.395**



**CODE / KOD**  
**12094**  
**THEORETICAL WEIGHT kg/m**  
TEORİK AĞIRLIK kg/m  
**0.136**

VARIOUS PROFILES / MUHTELİF PROFİLLER

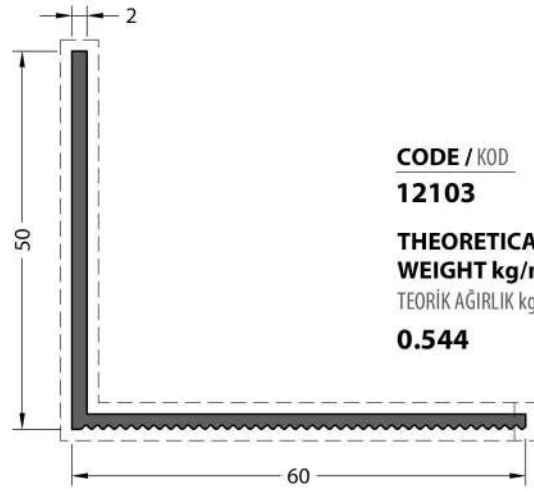


Mill Finish / Pres  
No visible surface.  
Görünen yüzeyi yoktur.

CODE / KOD

**12035**

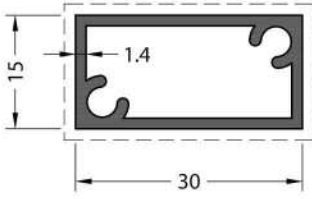
**THEORETICAL WEIGHT kg/m**  
TEORİK AĞIRLIK kg/m  
**0.688**



CODE / KOD

**12103**

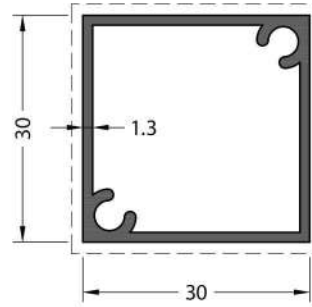
**THEORETICAL WEIGHT kg/m**  
TEORİK AĞIRLIK kg/m  
**0.544**



CODE / KOD

**1824**

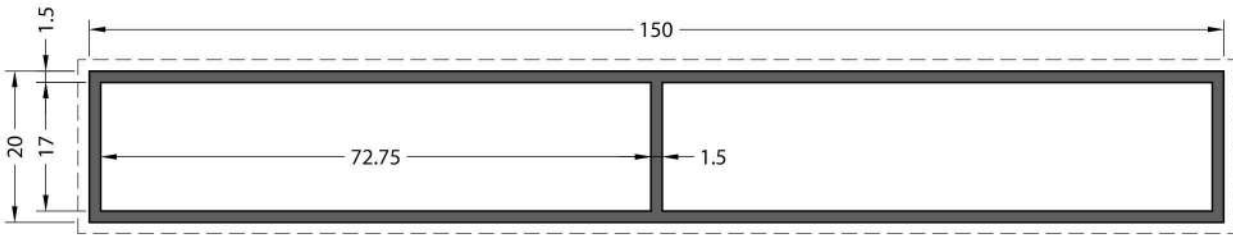
**THEORETICAL WEIGHT kg/m**  
TEORİK AĞIRLIK kg/m  
**0.373**



CODE / KOD

**1825**

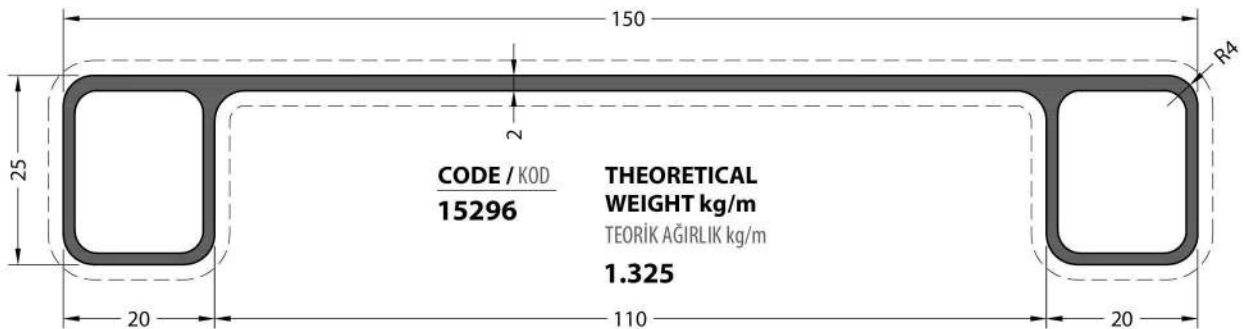
**THEORETICAL WEIGHT kg/m**  
TEORİK AĞIRLIK kg/m  
**0.462**



CODE / KOD

**14350**

**THEORETICAL WEIGHT kg/m**  
TEORİK AĞIRLIK kg/m  
**1.422**

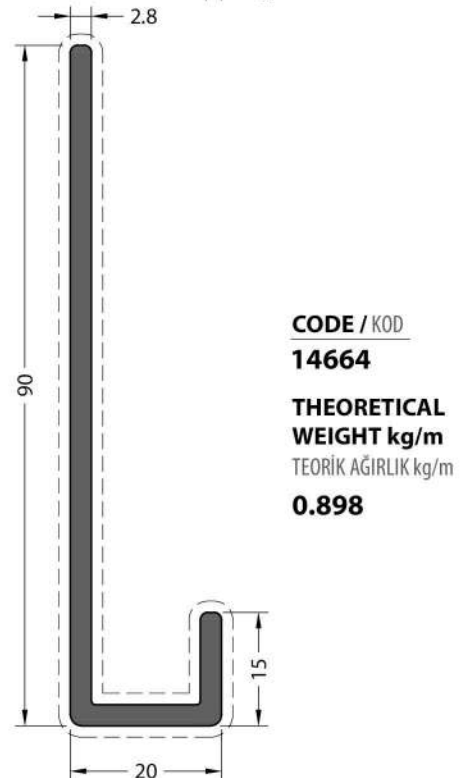
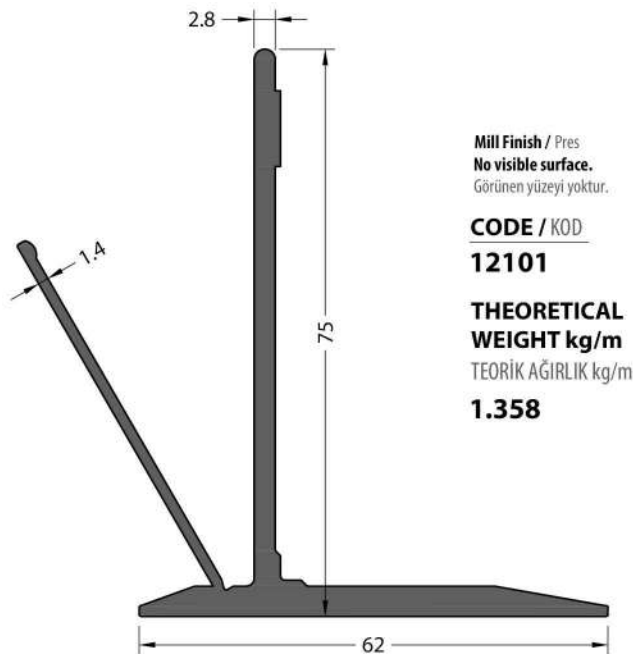
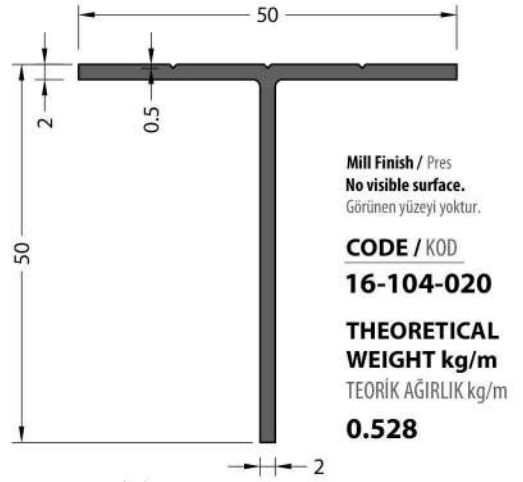
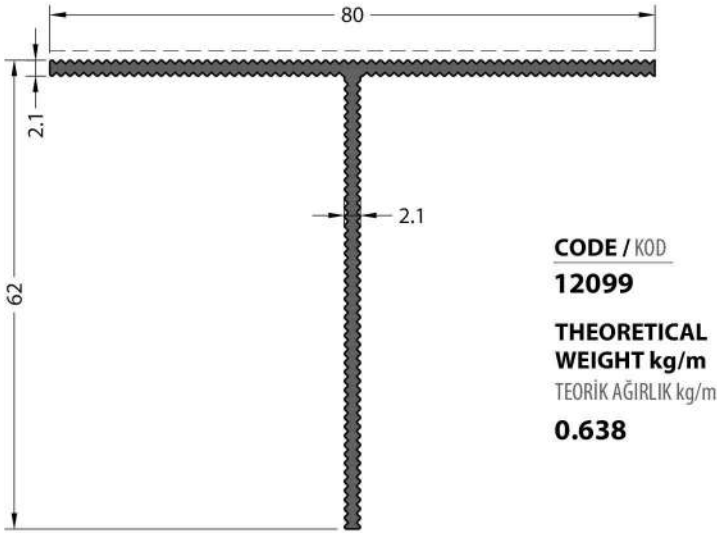
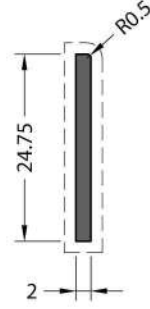
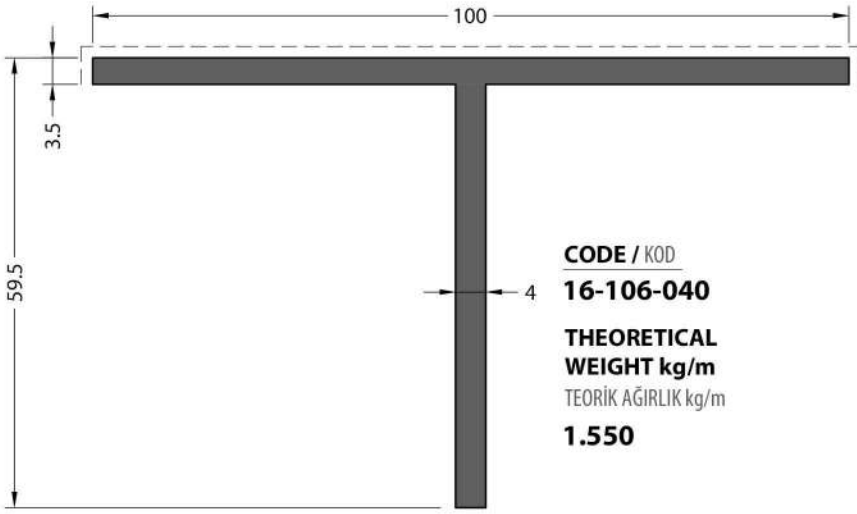


CODE / KOD

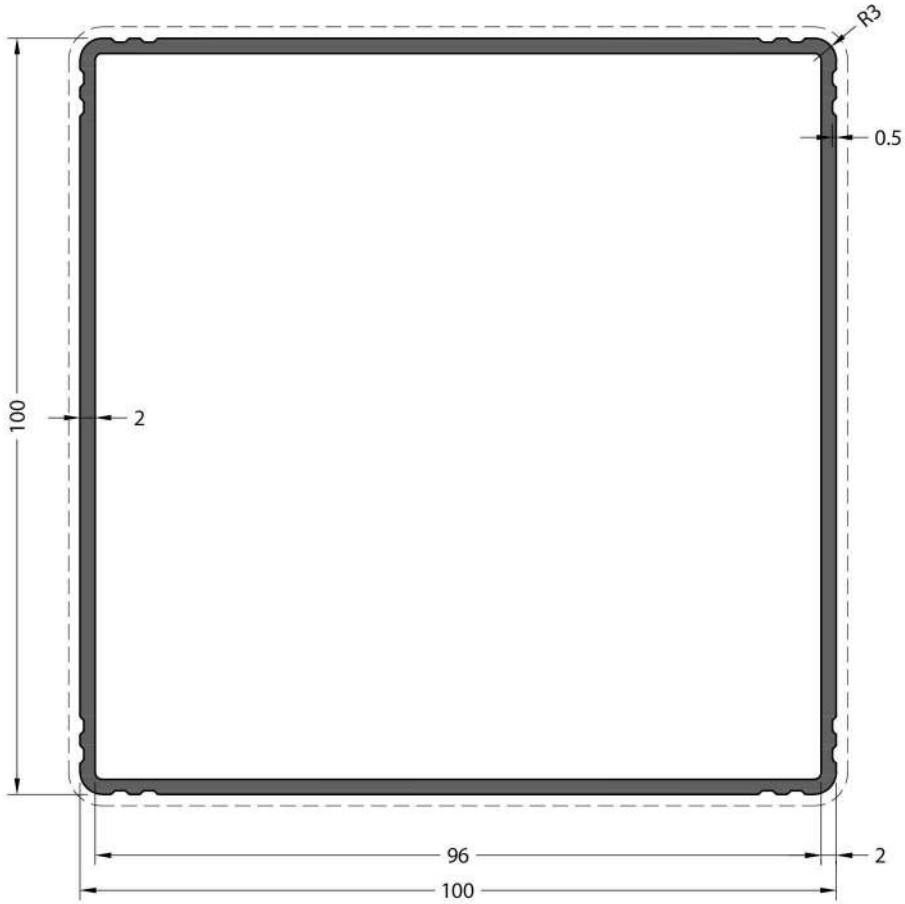
**15296**

**THEORETICAL WEIGHT kg/m**  
TEORİK AĞIRLIK kg/m  
**1.325**

VARIOUS PROFILES / MUHTELİF PROFİLLER



VARIOUS PROFILES / MUHTELİF PROFİLLER



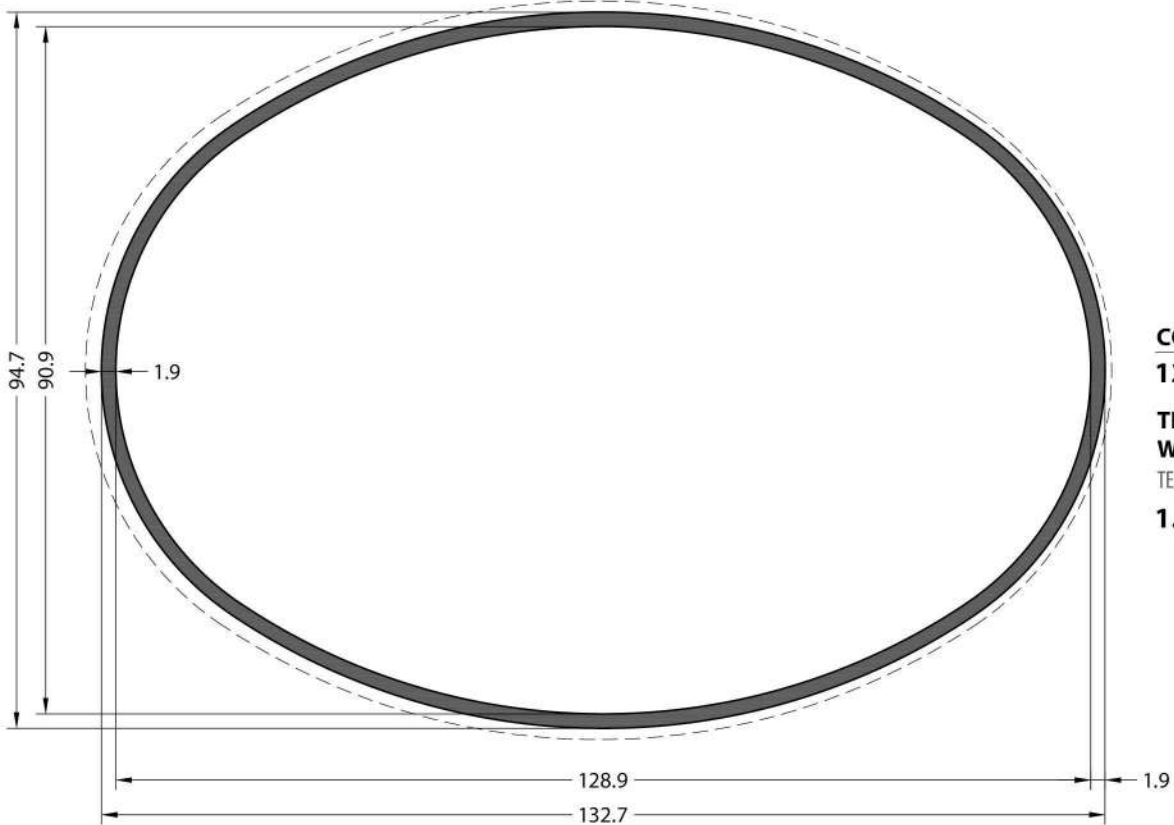
CODE / KOD

**12857**

**THEORETICAL  
WEIGHT kg/m**

TEORİK AĞIRLIK kg/m

**2.057**



CODE / KOD

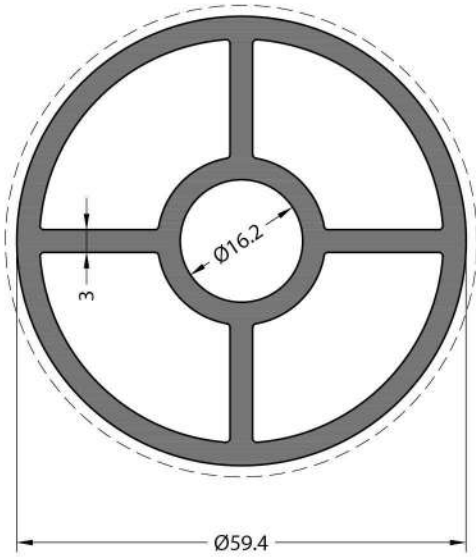
**12223**

**THEORETICAL  
WEIGHT kg/m**

TEORİK AĞIRLIK kg/m

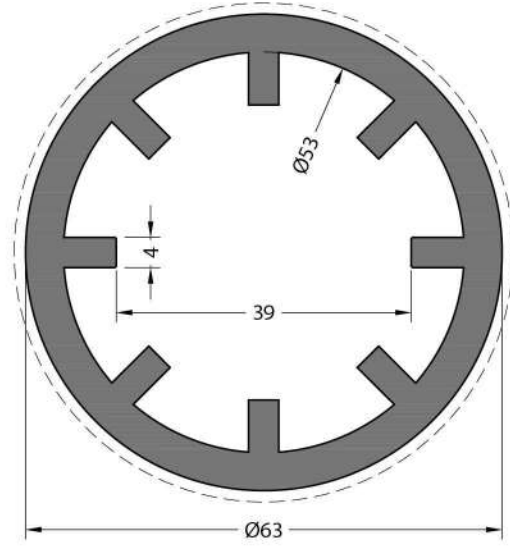
**1.822**

VARIOUS PROFILES / MUHTELİF PROFİLLER



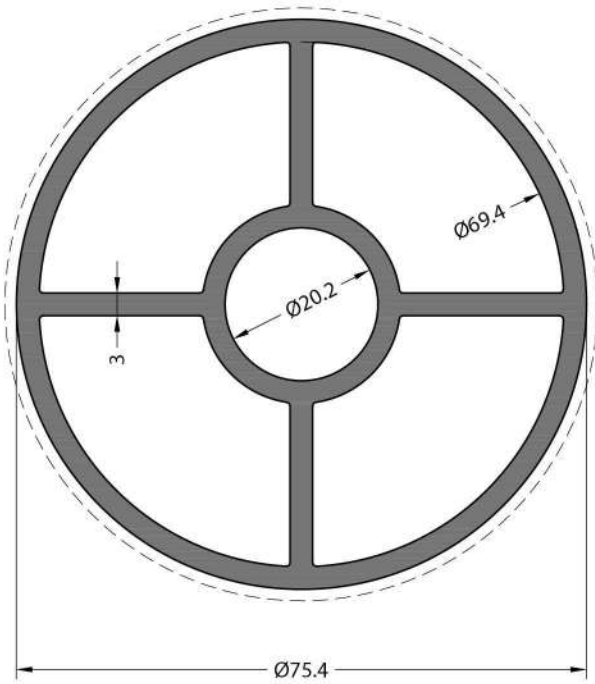
**CODE / KOD**  
**13323**

**THEORETICAL WEIGHT kg/m**  
TEORİK AĞIRLIK kg/m  
**2.432**



**CODE / KOD**  
**11962**

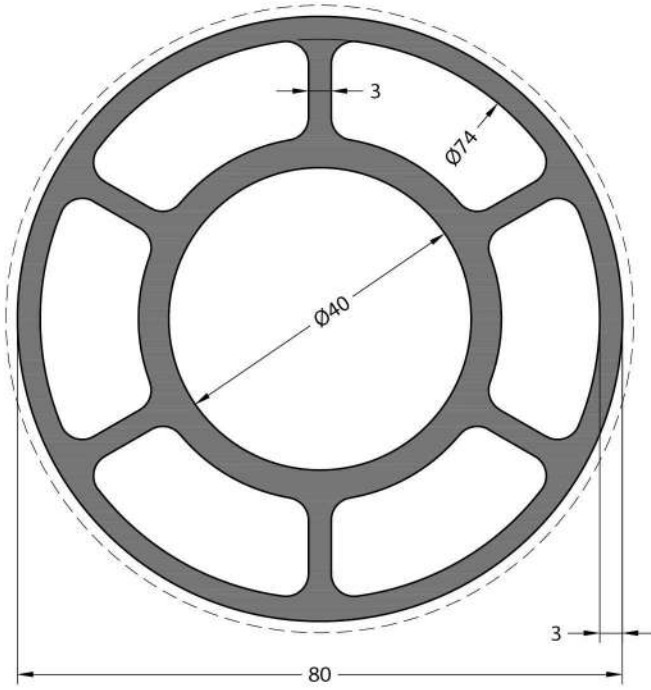
**THEORETICAL WEIGHT kg/m**  
TEORİK AĞIRLIK kg/m  
**3.062**



**CODE / KOD**  
**13324**

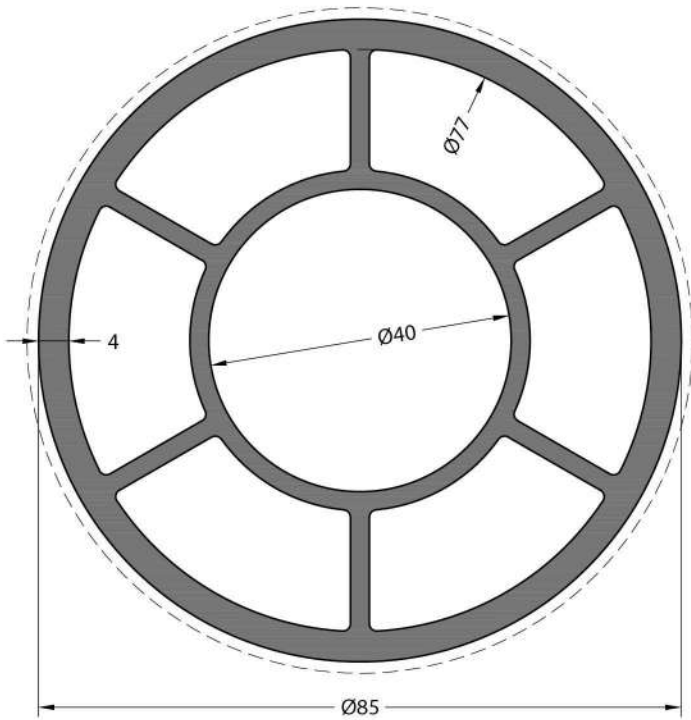
**THEORETICAL WEIGHT kg/m**  
TEORİK AĞIRLIK kg/m  
**3.135**

VARIOUS PROFILES / MUHTELİF PROFİLLER



CODE / KOD  
**1022**

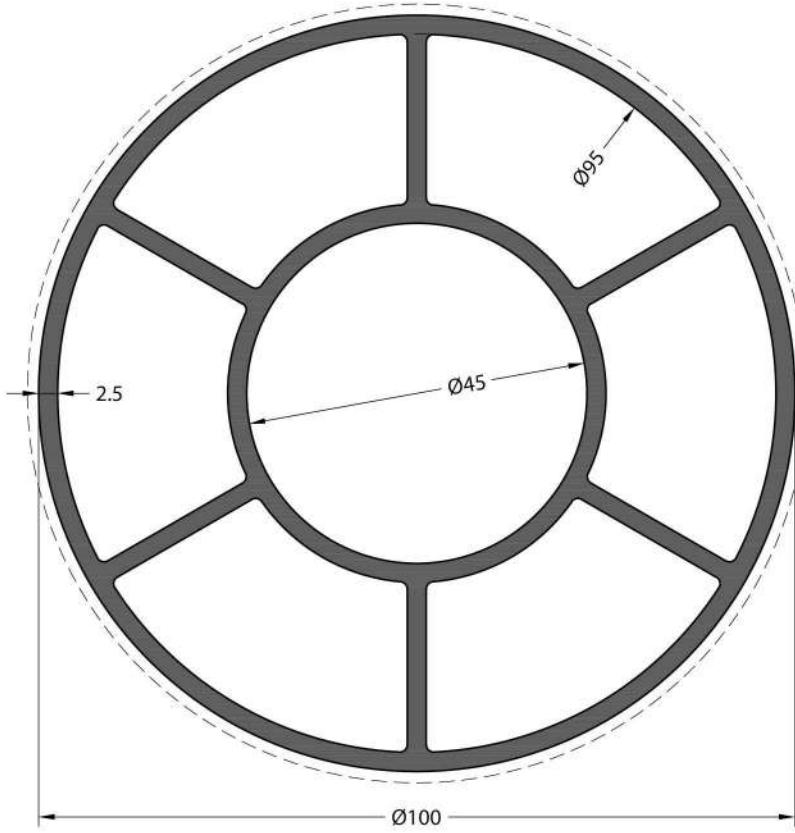
THEORETICAL  
WEIGHT kg/m  
TEORİK AĞIRLIK kg/m  
**4.209**



CODE / KOD  
**13923**

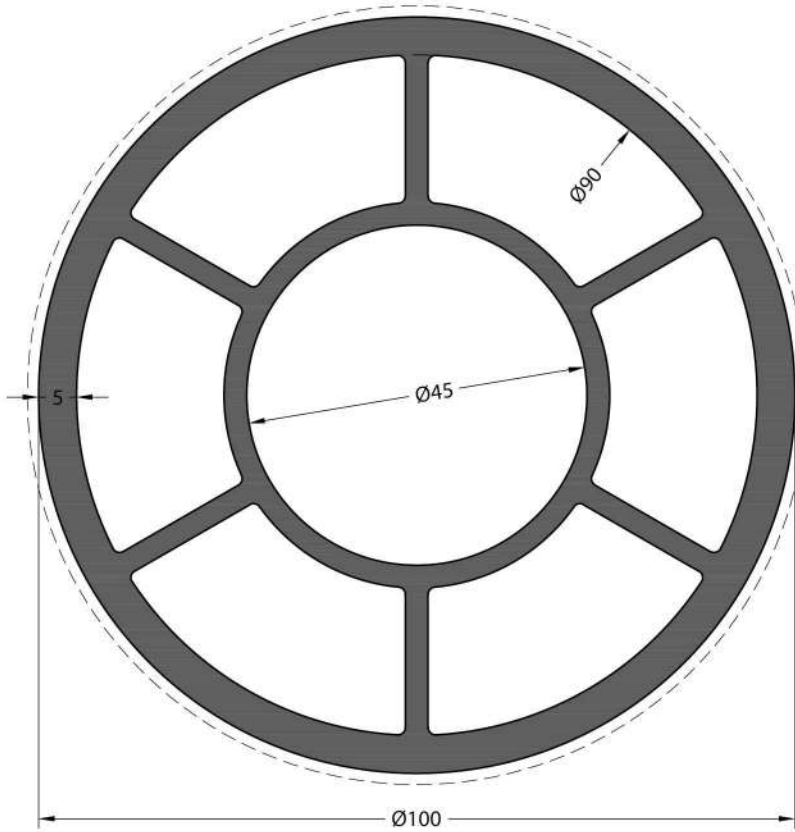
THEORETICAL  
WEIGHT kg/m  
TEORİK AĞIRLIK kg/m  
**4.311**

VARIOUS PROFILES / MUHTELİF PROFİLLER



CODE / KOD  
11769

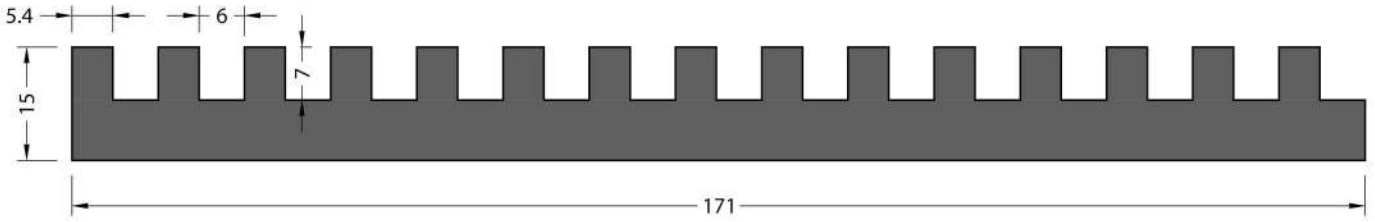
THEORETICAL  
WEIGHT kg/m  
TEORİK AĞIRLIK kg/m  
4.000



CODE / KOD  
13309

THEORETICAL  
WEIGHT kg/m  
TEORİK AĞIRLIK kg/m  
6.212

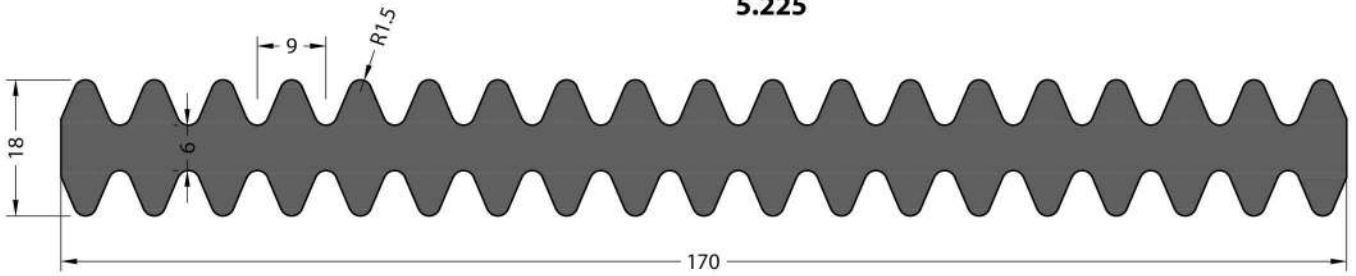
VARIOUS PROFILES / MUHTELİF PROFİLLER



Mill Finish / Pres  
No visible surface. / Görünen yüzeyi yoktur.

**CODE / KOD**  
**14071**

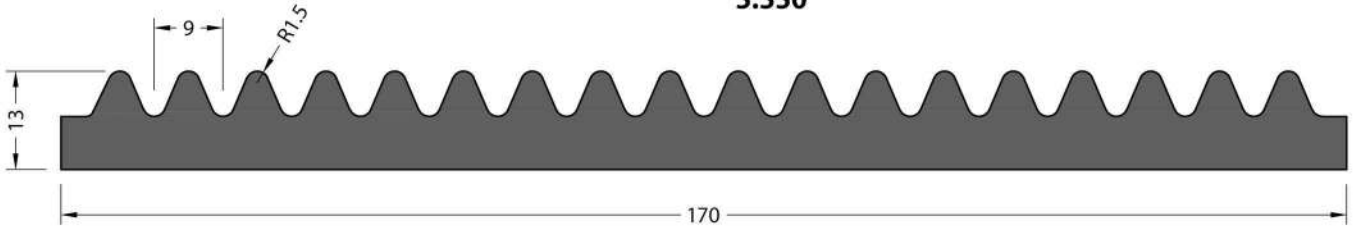
**THEORETICAL WEIGHT kg/m**  
TEORİK AĞIRLIK kg/m  
**5.225**



Mill Finish / Pres  
No visible surface. / Görünen yüzeyi yoktur.

**CODE / KOD**  
**1010**

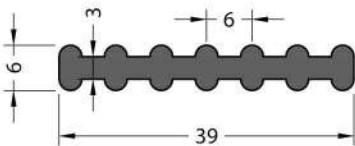
**THEORETICAL WEIGHT kg/m**  
TEORİK AĞIRLIK kg/m  
**5.550**



Mill Finish / Pres  
No visible surface. / Görünen yüzeyi yoktur.

**CODE / KOD**  
**1009**

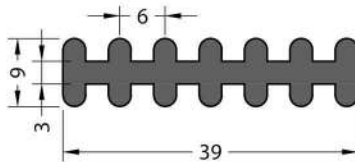
**THEORETICAL WEIGHT kg/m**  
TEORİK AĞIRLIK kg/m  
**4.539**



Mill Finish / Pres  
No visible surface. / Görünen yüzeyi yoktur.

**CODE / KOD**  
**14776**

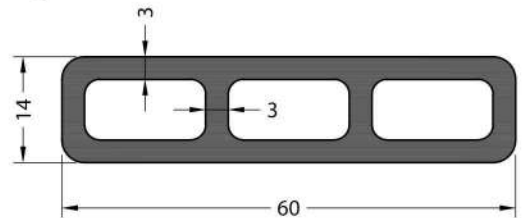
**THEORETICAL WEIGHT kg/m**  
TEORİK AĞIRLIK kg/m  
**0.450**



Mill Finish / Pres  
No visible surface. / Görünen yüzeyi yoktur.

**CODE / KOD**  
**14787**

**THEORETICAL WEIGHT kg/m**  
TEORİK AĞIRLIK kg/m  
**0.620**

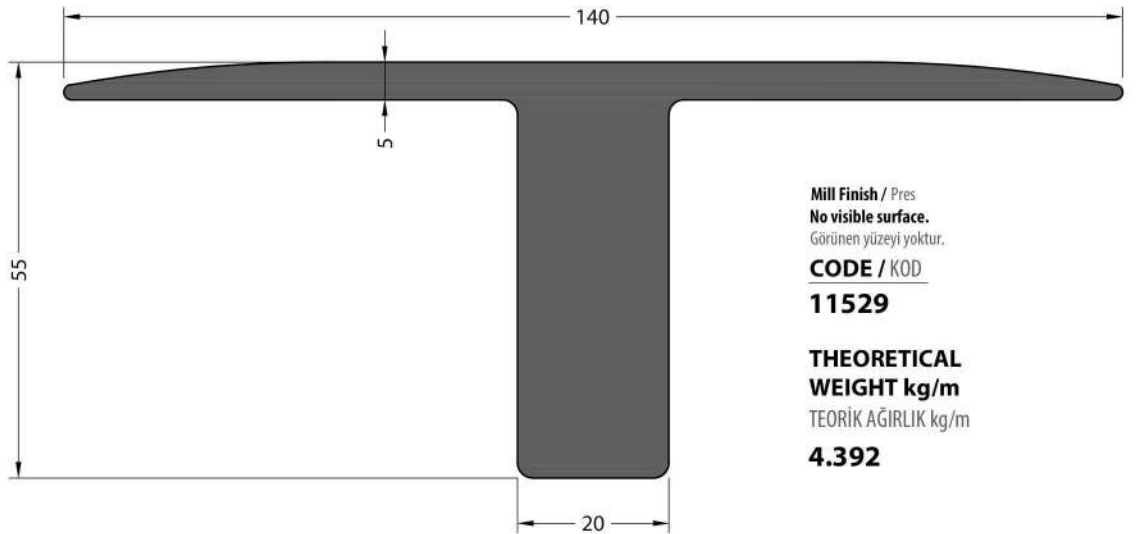
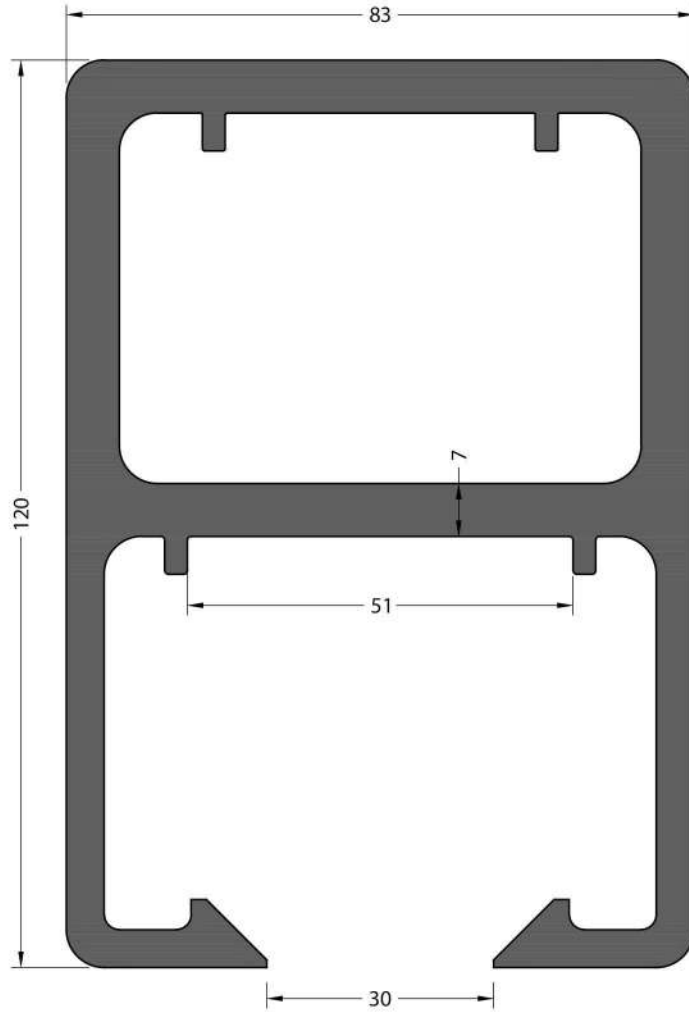
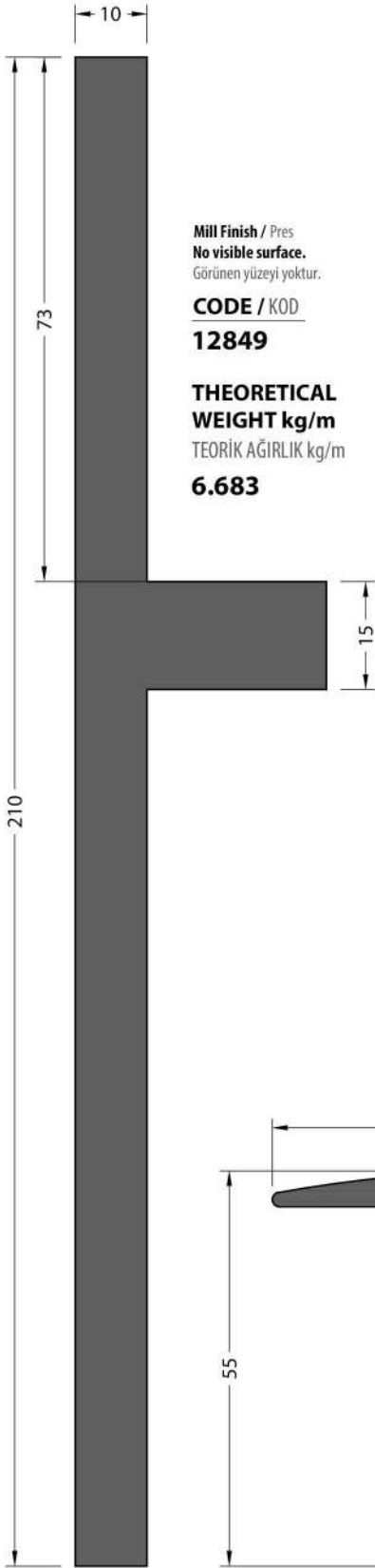


Mill Finish / Pres  
No visible surface. / Görünen yüzeyi yoktur.

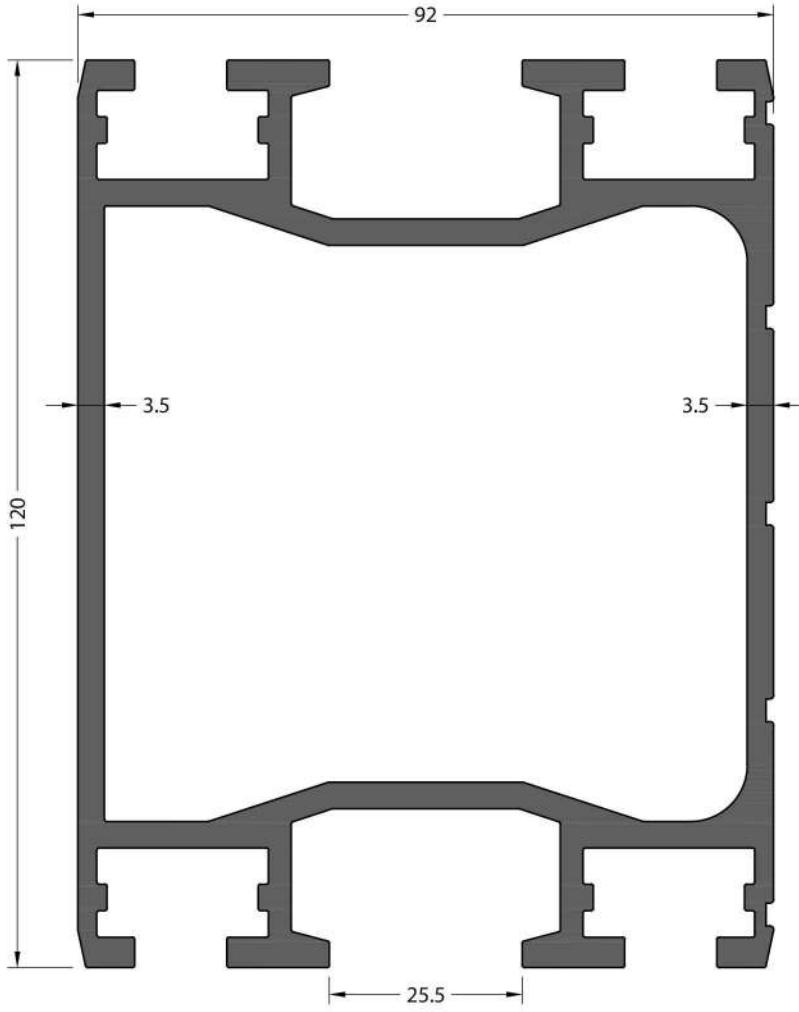
**CODE / KOD**  
**12904**

**THEORETICAL WEIGHT kg/m**  
TEORİK AĞIRLIK kg/m  
**1.238**

VARIOUS PROFILES / MUHTELİF PROFİLLER



VARIOUS PROFILES / MUHTELİF PROFİLLER



Mill Finish / Pres  
No visible surface.  
Görünen yüzeyi yoktur.

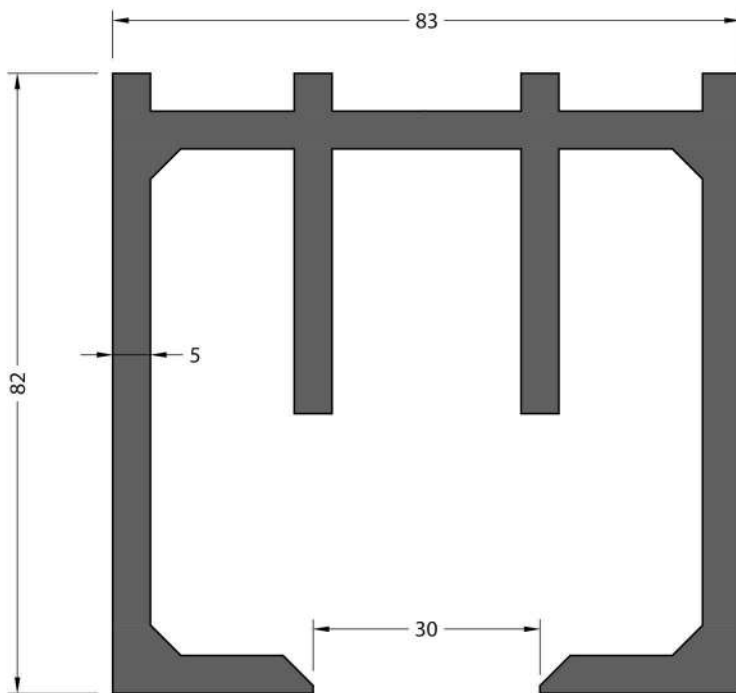
CODE / KOD

**12245**

**THEORETICAL  
WEIGHT kg/m**

TEORİK AĞIRLIK kg/m

**5.231**



Mill Finish / Pres  
No visible surface.  
Görünen yüzeyi yoktur.

CODE / KOD

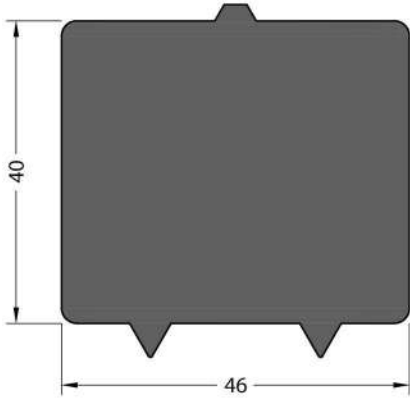
**2007**

**THEORETICAL  
WEIGHT kg/m**

TEORİK AĞIRLIK kg/m

**4.903**

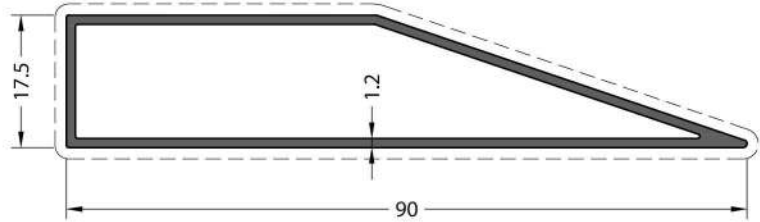
VARIOUS PROFILES / MUHTELİF PROFİLLER



Mill Finish / Pres  
No visible surface. / Görünen yüzeyi yoktur.

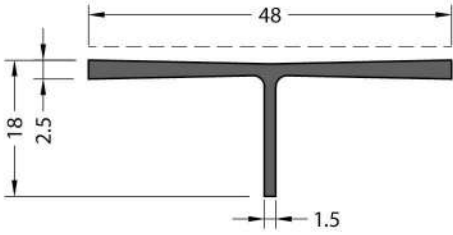
**CODE / KOD**  
**11012**

**THEORETICAL WEIGHT kg/m**  
TEORİK AĞIRLIK kg/m  
**5.053**



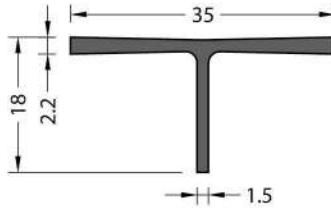
**CODE / KOD**  
**21-184-012**

**THEORETICAL WEIGHT kg/m**  
TEORİK AĞIRLIK kg/m  
**0.632**



**CODE / KOD**  
**13337**

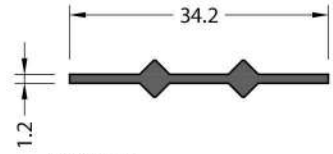
**THEORETICAL WEIGHT kg/m**  
TEORİK AĞIRLIK kg/m  
**0.327**



Mill Finish / Pres  
No visible surface. / Görünen yüzeyi yoktur.

**CODE / KOD**  
**13485**

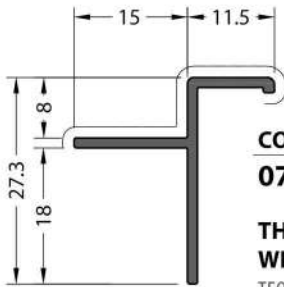
**THEORETICAL WEIGHT kg/m**  
TEORİK AĞIRLIK kg/m  
**0.244**



Mill Finish / Pres  
No visible surface. / Görünen yüzeyi yoktur.

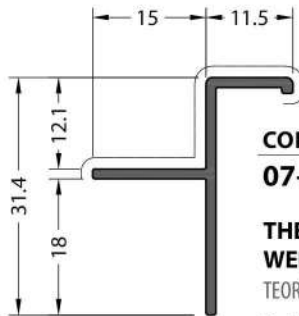
**CODE / KOD**  
**13157**

**THEORETICAL WEIGHT kg/m**  
TEORİK AĞIRLIK kg/m  
**0.152**



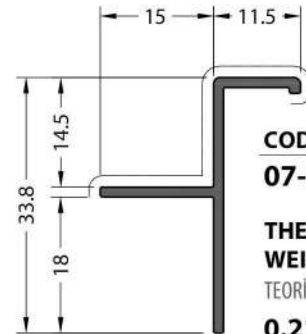
**CODE / KOD**  
**07-506-013**

**THEORETICAL WEIGHT kg/m**  
TEORİK AĞIRLIK kg/m  
**0.186**



**CODE / KOD**  
**07-510-013**

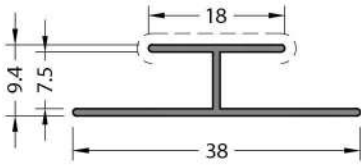
**THEORETICAL WEIGHT kg/m**  
TEORİK AĞIRLIK kg/m  
**0.201**



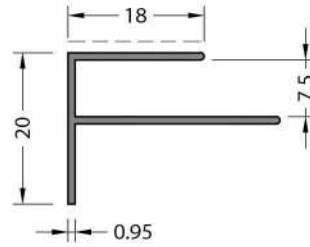
**CODE / KOD**  
**07-512-013**

**THEORETICAL WEIGHT kg/m**  
TEORİK AĞIRLIK kg/m  
**0.210**

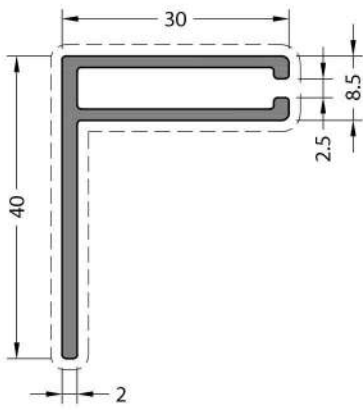
VARIOUS PROFILES / MUHTELİF PROFİLLER



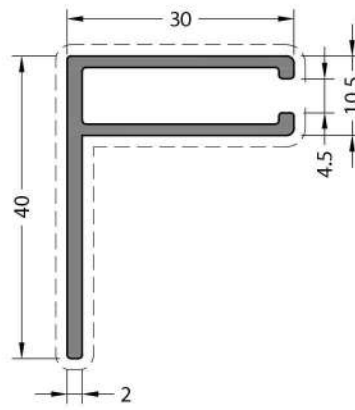
**CODE / KOD**  
**12559**  
**THEORETICAL WEIGHT kg/m**  
 TEORİK AĞIRLIK kg/m  
**0.162**



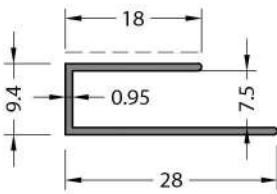
**CODE / KOD**  
**12560**  
**THEORETICAL WEIGHT kg/m**  
 TEORİK AĞIRLIK kg/m  
**0.164**



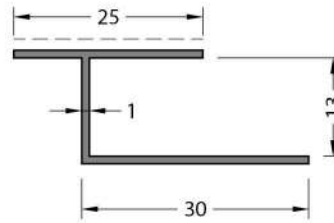
**CODE / KOD**  
**06-201-00**  
**THEORETICAL WEIGHT kg/m**  
 TEORİK AĞIRLIK kg/m  
**0.458**



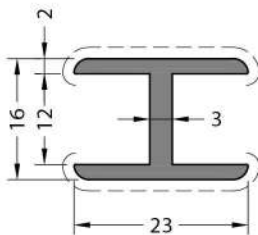
**CODE / KOD**  
**06-202-00**  
**THEORETICAL WEIGHT kg/m**  
 TEORİK AĞIRLIK kg/m  
**0.458**



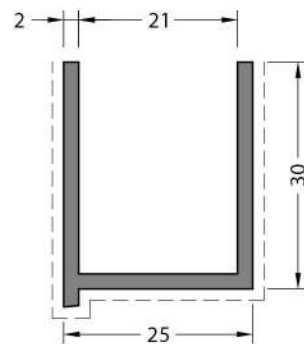
**CODE / KOD**  
**12561**  
**THEORETICAL WEIGHT kg/m**  
 TEORİK AĞIRLIK kg/m  
**0.137**



**CODE / KOD**  
**13721**  
**THEORETICAL WEIGHT kg/m**  
 TEORİK AĞIRLIK kg/m  
**0.184**

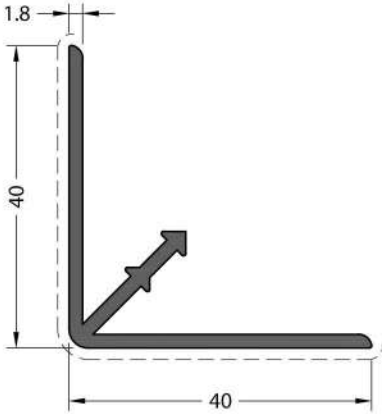


**CODE / KOD**  
**06-191-00**  
**THEORETICAL WEIGHT kg/m**  
 TEORİK AĞIRLIK kg/m  
**0.337**



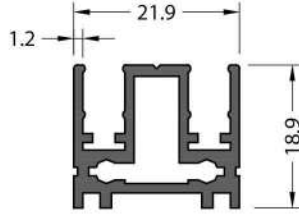
**CODE / KOD**  
**13718**  
**THEORETICAL WEIGHT kg/m**  
 TEORİK AĞIRLIK kg/m  
**0.450**

COOLER SYSTEM PROFILES / SOĞUTUCU PROFİLLERİ



**CODE / KOD**  
**1081**

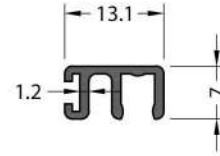
**THEORETICAL WEIGHT kg/m**  
TEORİK AĞIRLIK kg/m  
**0.480**



**Mill Finish / Pres**  
**No visible surface.** / Görünen yüzeyi yoktur.

**CODE / KOD**  
**2061**

**THEORETICAL WEIGHT kg/m**  
TEORİK AĞIRLIK kg/m  
**0.405**

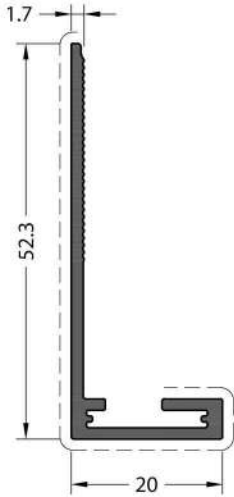


**Mill Finish / Pres**  
**No visible surface.** / Görünen yüzeyi yoktur.

**CODE / KOD**  
**2062**

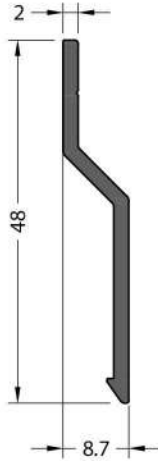
**THEORETICAL WEIGHT kg/m**  
TEORİK AĞIRLIK kg/m  
**0.104**

VARIOUS PROFILES / MUHTELİF PROFİLLER



**CODE / KOD**  
**14640**

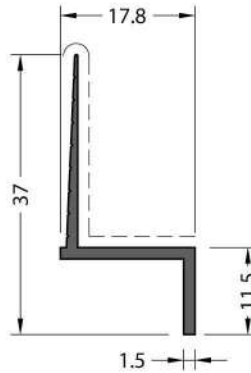
**THEORETICAL WEIGHT kg/m**  
TEORİK AĞIRLIK kg/m  
**0.361**



**Mill Finish / Pres**  
**No visible surface.**  
Görünen yüzeyi yoktur.

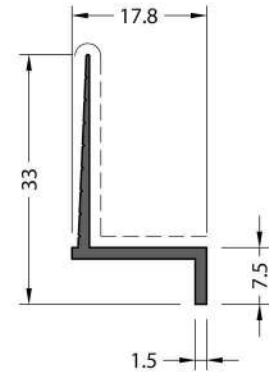
**CODE / KOD**  
**14641**

**THEORETICAL WEIGHT kg/m**  
TEORİK AĞIRLIK kg/m  
**0.274**



**CODE / KOD**  
**2025**

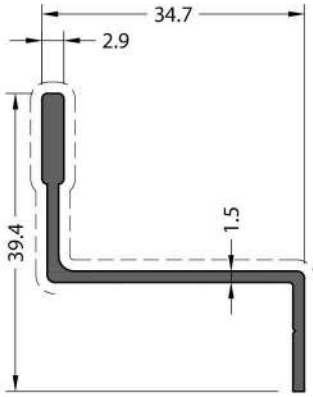
**THEORETICAL WEIGHT kg/m**  
TEORİK AĞIRLIK kg/m  
**0.177**



**CODE / KOD**  
**2026**

**THEORETICAL WEIGHT kg/m**  
TEORİK AĞIRLIK kg/m  
**0.161**

VARIOUS PROFILES / MUHTELİF PROFİLLER



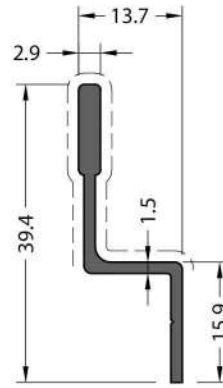
CODE / KOD

**11003**

**THEORETICAL WEIGHT kg/m**

TEORİK AĞIRLIK kg/m

**0.336**



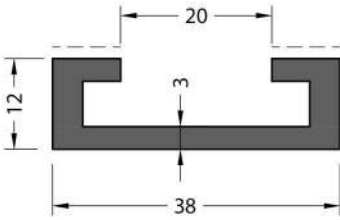
CODE / KOD

**11004**

**THEORETICAL WEIGHT kg/m**

TEORİK AĞIRLIK kg/m

**0.251**



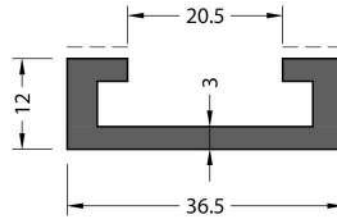
CODE / KOD

**2001**

**THEORETICAL WEIGHT kg/m**

TEORİK AĞIRLIK kg/m

**0.583**



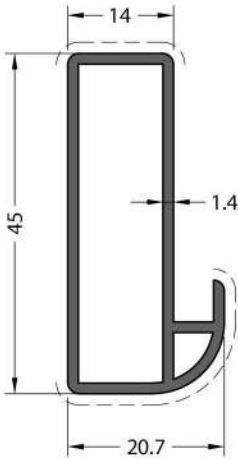
CODE / KOD

**2035**

**THEORETICAL WEIGHT kg/m**

TEORİK AĞIRLIK kg/m

**0.555**



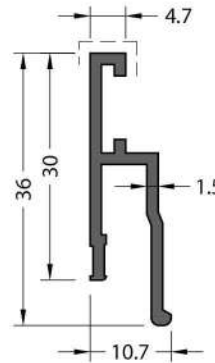
CODE / KOD

**2063**

**THEORETICAL WEIGHT kg/m**

TEORİK AĞIRLIK kg/m

**0.501**



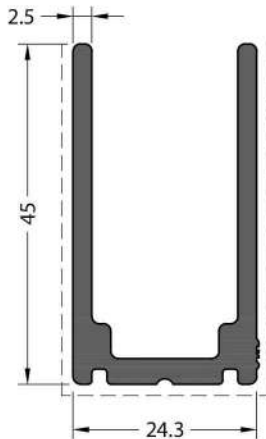
CODE / KOD

**2093**

**THEORETICAL WEIGHT kg/m**

TEORİK AĞIRLIK kg/m

**0.272**



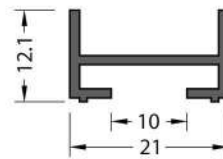
CODE / KOD

**12615**

**THEORETICAL WEIGHT kg/m**

TEORİK AĞIRLIK kg/m

**0.822**



Mill Finish / Pres  
No visible surface.  
Görünen yüzeyi yoktur.

CODE / KOD

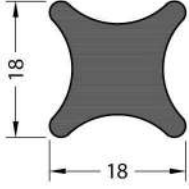
**11752**

**THEORETICAL WEIGHT kg/m**

TEORİK AĞIRLIK kg/m

**0.171**

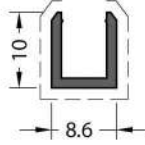
VARIOUS PROFILES / MUHTELİF PROFİLLER



Mill Finish / Pres  
No visible surface.  
Görünen yüzeyi yoktur.

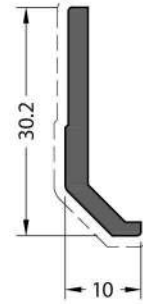
CODE / KOD  
**2099**

THEORETICAL  
WEIGHT kg/m  
TEORİK AĞIRLIK kg/m  
**0.560**



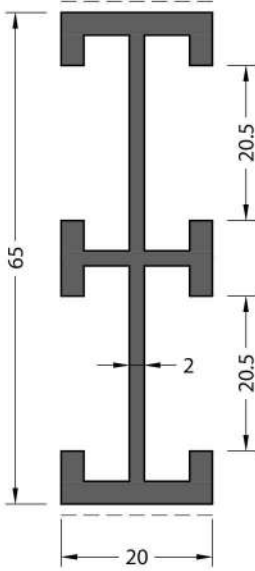
CODE / KOD  
**2058**

THEORETICAL  
WEIGHT kg/m  
TEORİK AĞIRLIK kg/m  
**0.089**



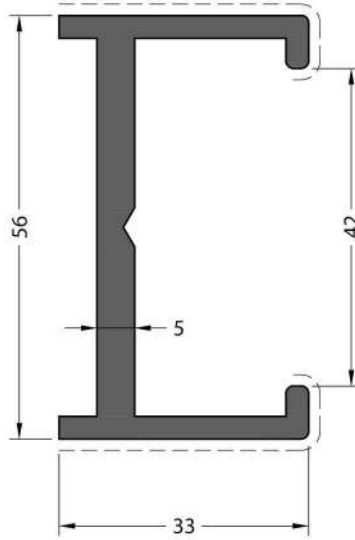
CODE / KOD  
**1008**

THEORETICAL  
WEIGHT kg/m  
TEORİK AĞIRLIK kg/m  
**0.242**



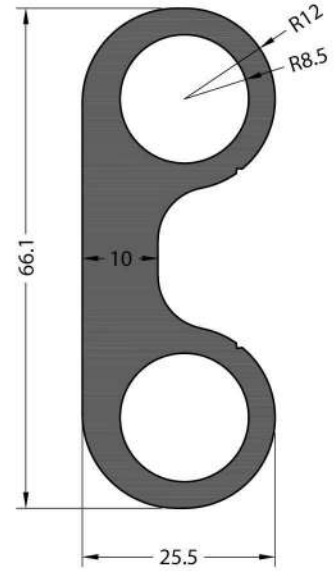
CODE / KOD  
**2032**

THEORETICAL  
WEIGHT kg/m  
TEORİK AĞIRLIK kg/m  
**0.999**



CODE / KOD  
**2006**

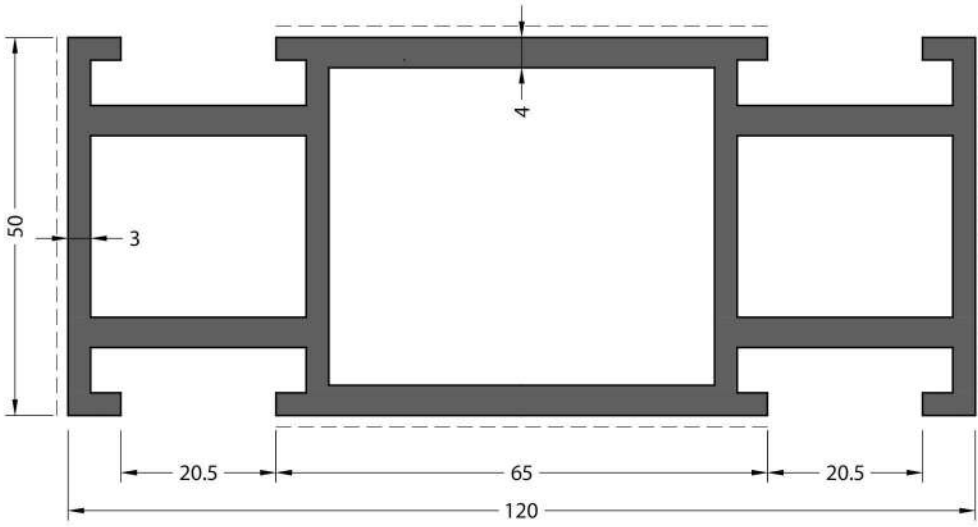
THEORETICAL  
WEIGHT kg/m  
TEORİK AĞIRLIK kg/m  
**1.260**



CODE / KOD  
**2070**

THEORETICAL  
WEIGHT kg/m  
TEORİK AĞIRLIK kg/m  
**2.099**

VARIOUS PROFILES / MUHTELİF PROFİLLER



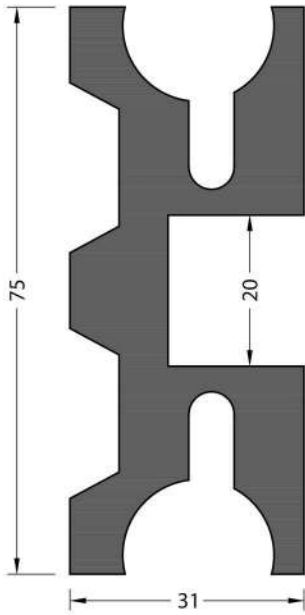
CODE / KOD

**2034**

**THEORETICAL WEIGHT kg/m**

TEORİK AĞIRLIK kg/m

**4.212**



Mill Finish / Pres  
No visible surface.  
Görünen yüzeyi yoktur.

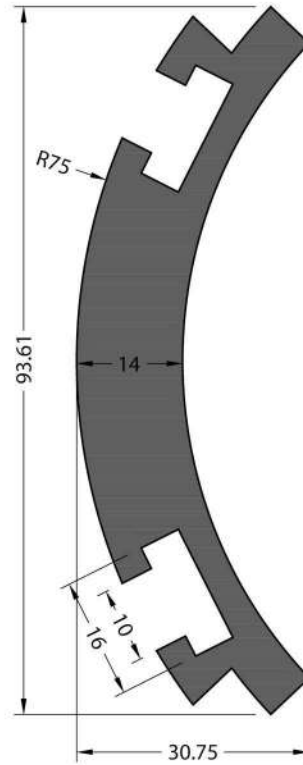
CODE / KOD

**2068**

**THEORETICAL WEIGHT kg/m**

TEORİK AĞIRLIK kg/m

**3.154**



Mill Finish / Pres  
No visible surface.  
Görünen yüzeyi yoktur.

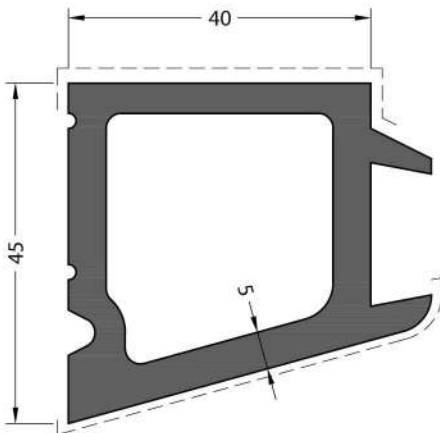
CODE / KOD

**2074**

**THEORETICAL WEIGHT kg/m**

TEORİK AĞIRLIK kg/m

**2.885**



CODE / KOD

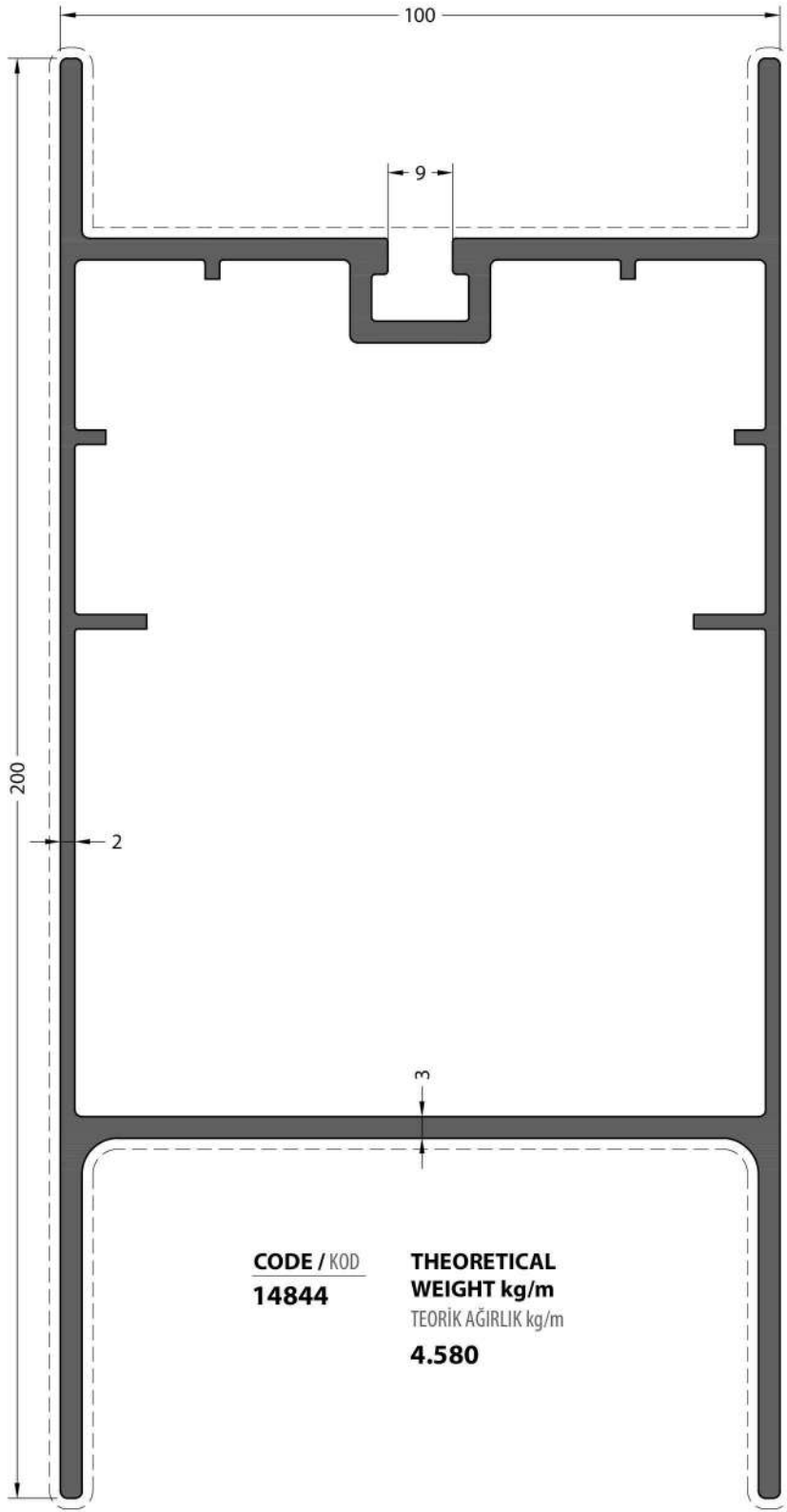
**11032**

**THEORETICAL WEIGHT kg/m**

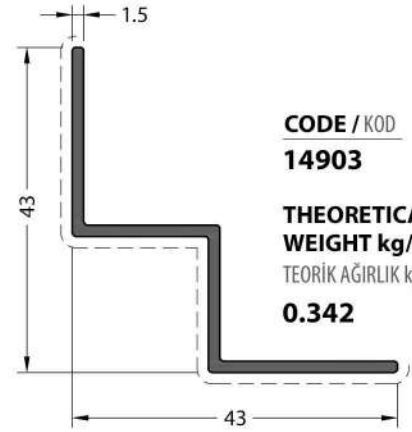
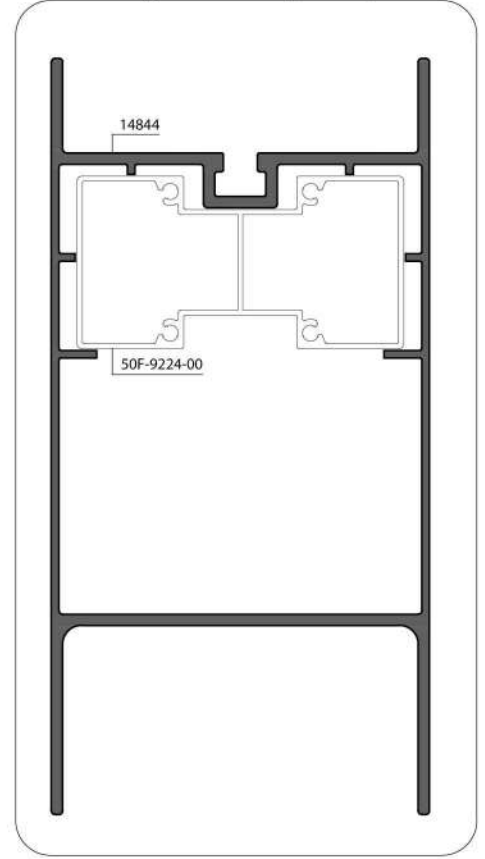
TEORİK AĞIRLIK kg/m

**1.990**


VARIOUS PROFILES / MUHTELİF PROFİLLER



Application Details / Uygulama Detayı

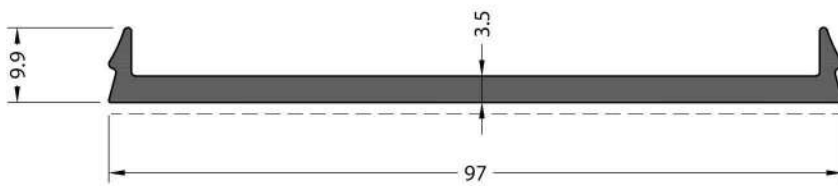


VARIOUS PROFILES / MUHTELİF PROFİLLER



CODE / KOD  
**14661**

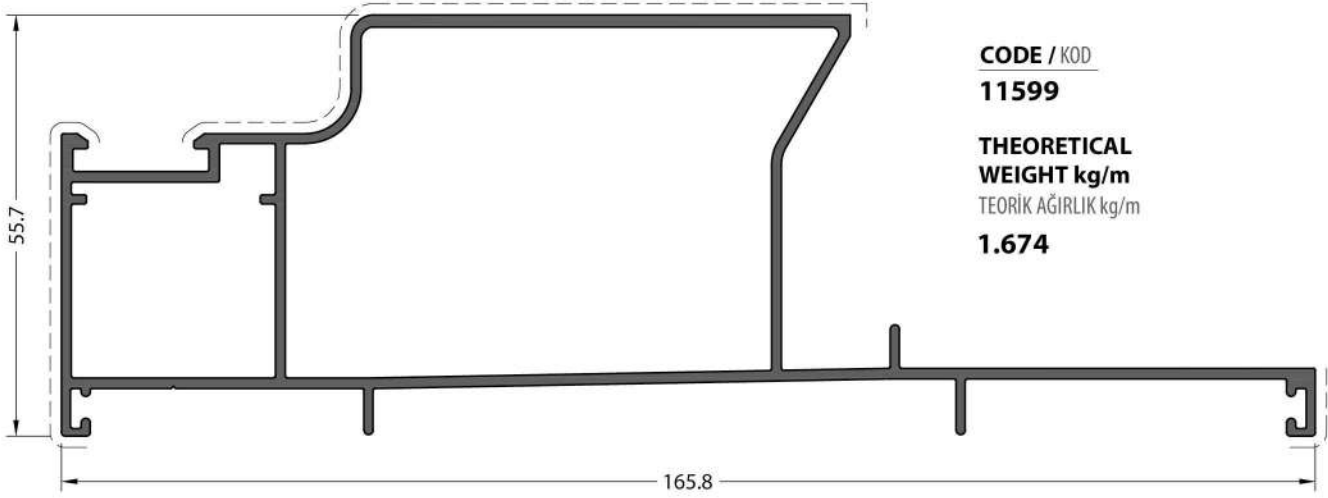
**THEORETICAL  
WEIGHT kg/m**  
TEORİK AĞIRLIK kg/m  
**2.066**



CODE / KOD  
**14662**

**THEORETICAL  
WEIGHT kg/m**  
TEORİK AĞIRLIK kg/m  
**0.978**

VARIOUS PROFILES / MUHTELİF PROFİLLER



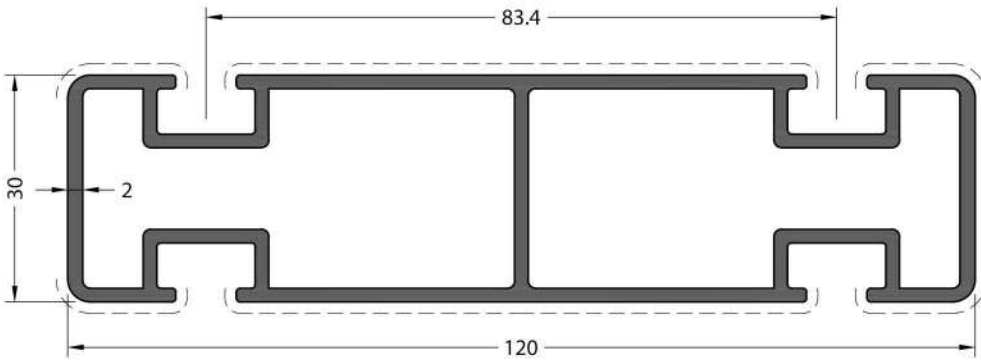
CODE / KOD

**11599**

**THEORETICAL WEIGHT kg/m**

TEORİK AĞIRLIK kg/m

**1.674**



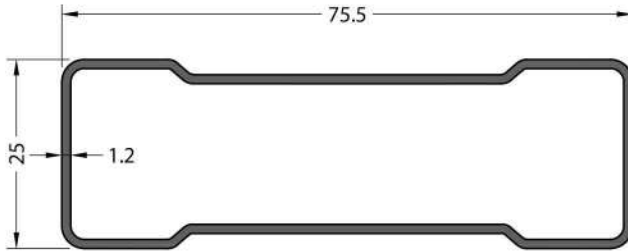
CODE / KOD

**11150**

**THEORETICAL WEIGHT kg/m**

TEORİK AĞIRLIK kg/m

**1.959**



Mill Finish / Pres  
No visible surface.  
Görünen yüzeyi yoktur.

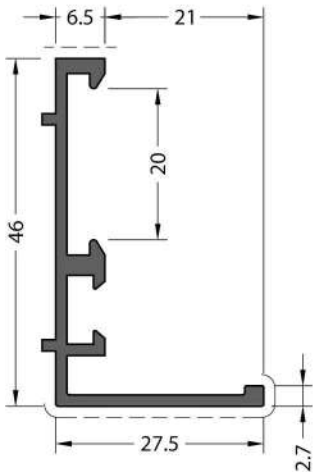
CODE / KOD

**11172**

**THEORETICAL WEIGHT kg/m**

TEORİK AĞIRLIK kg/m

**0.631**



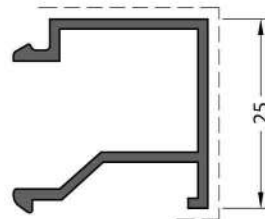
CODE / KOD

**2085**

**THEORETICAL WEIGHT kg/m**

TEORİK AĞIRLIK kg/m

**0.424**



CODE / KOD

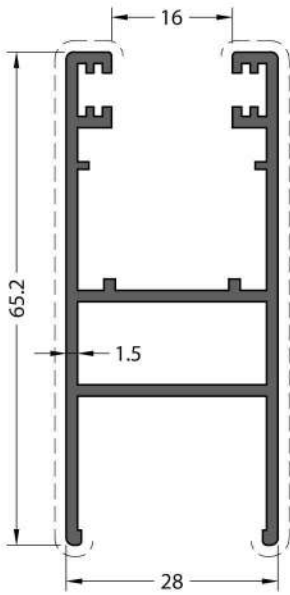
**2086**

**THEORETICAL WEIGHT kg/m**

TEORİK AĞIRLIK kg/m

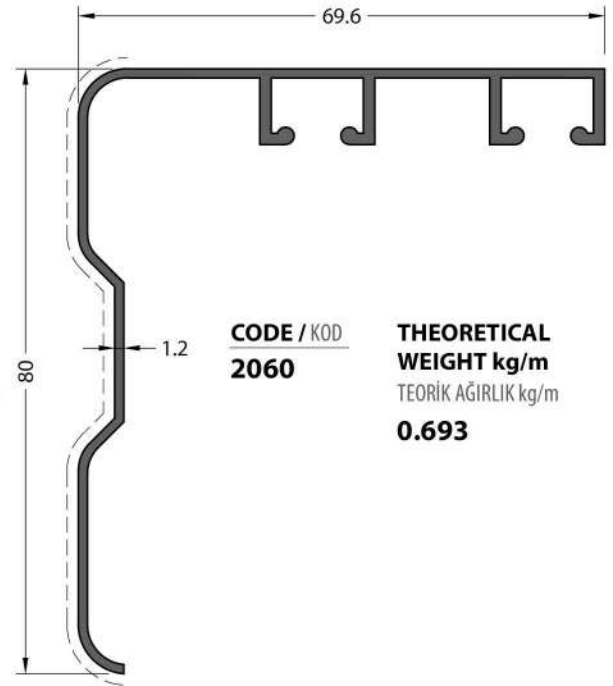
**0.297**

VARIOUS PROFILES / MUHTELİF PROFİLLER



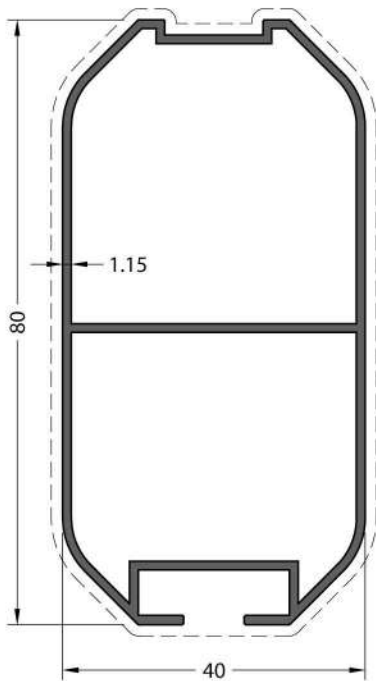
CODE / KOD  
**2030**

**THEORETICAL WEIGHT kg/m**  
TEORİK AĞIRLIK kg/m  
**0.856**



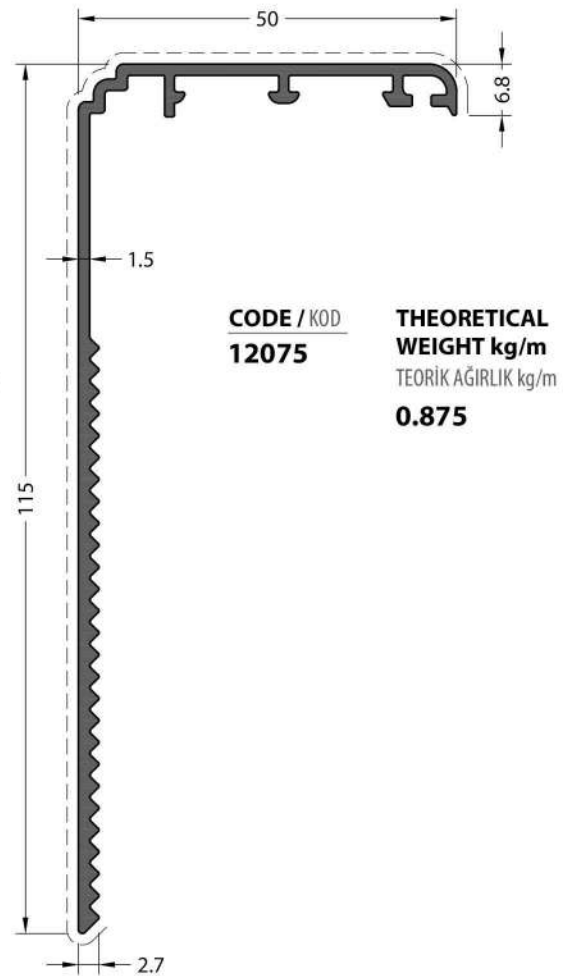
CODE / KOD  
**2060**

**THEORETICAL WEIGHT kg/m**  
TEORİK AĞIRLIK kg/m  
**0.693**



CODE / KOD  
**14289**

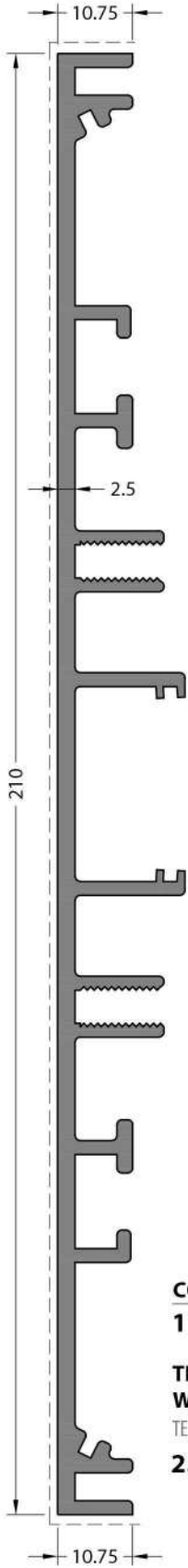
**THEORETICAL WEIGHT kg/m**  
TEORİK AĞIRLIK kg/m  
**0.863**



CODE / KOD  
**12075**

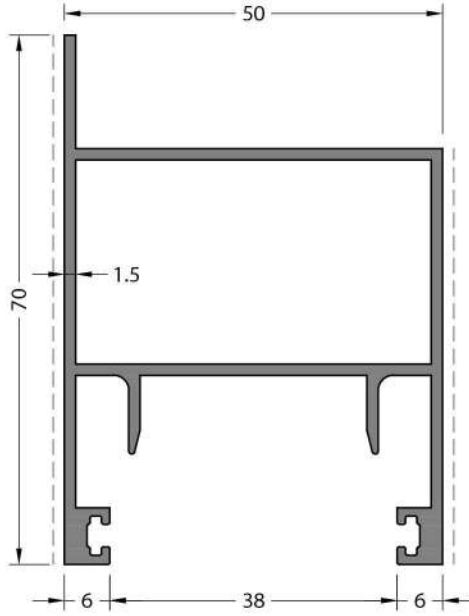
**THEORETICAL WEIGHT kg/m**  
TEORİK AĞIRLIK kg/m  
**0.875**

VARIOUS PROFILES / MUHTELİF PROFİLLER



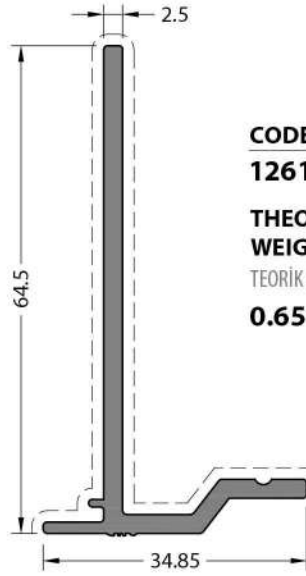
**CODE / KOD**  
**11403**

**THEORETICAL WEIGHT kg/m**  
TEORİK AĞIRLIK kg/m  
**2.350**



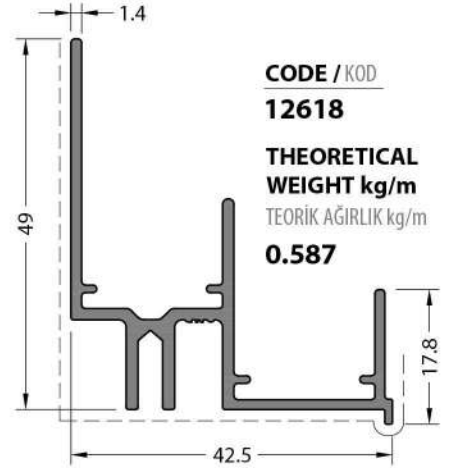
**CODE / KOD**  
**13684**

**THEORETICAL WEIGHT kg/m**  
TEORİK AĞIRLIK kg/m  
**1.085**



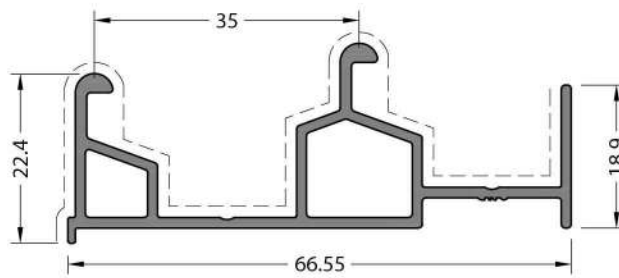
**CODE / KOD**  
**12617**

**THEORETICAL WEIGHT kg/m**  
TEORİK AĞIRLIK kg/m  
**0.651**



**CODE / KOD**  
**12618**

**THEORETICAL WEIGHT kg/m**  
TEORİK AĞIRLIK kg/m  
**0.587**

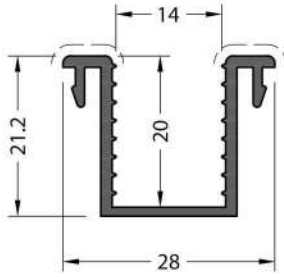
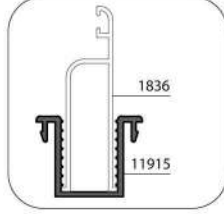


**CODE / KOD**  
**12616**

**THEORETICAL WEIGHT kg/m**  
TEORİK AĞIRLIK kg/m  
**0.649**

VARIOUS PROFILES / MUHTELİF PROFİLLER

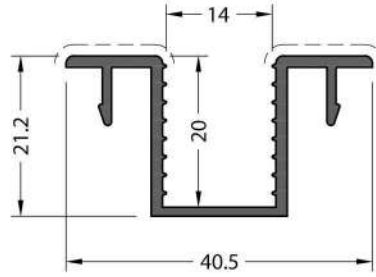
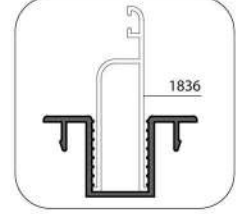
Application Details / Uygulama Detayı



CODE / KOD  
**11915**

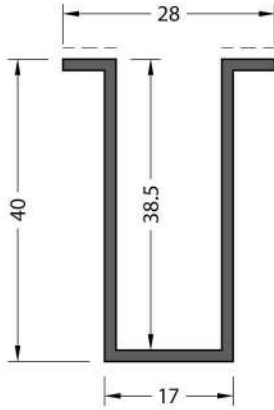
**THEORETICAL WEIGHT kg/m**  
TEORİK AĞIRLIK kg/m  
**0.303**

Application Details / Uygulama Detayı



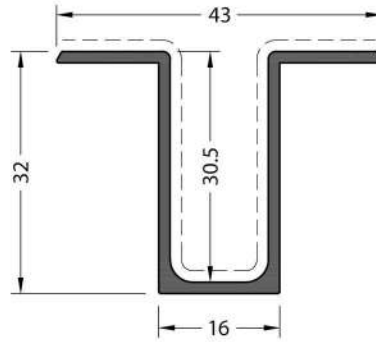
CODE / KOD  
**11916**

**THEORETICAL WEIGHT kg/m**  
TEORİK AĞIRLIK kg/m  
**0.369**



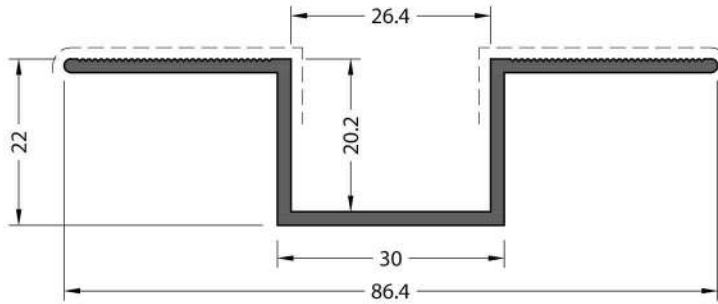
CODE / KOD  
**12823**

**THEORETICAL WEIGHT kg/m**  
TEORİK AĞIRLIK kg/m  
**0.425**



CODE / KOD  
**14508**

**THEORETICAL WEIGHT kg/m**  
TEORİK AĞIRLIK kg/m  
**0.428**

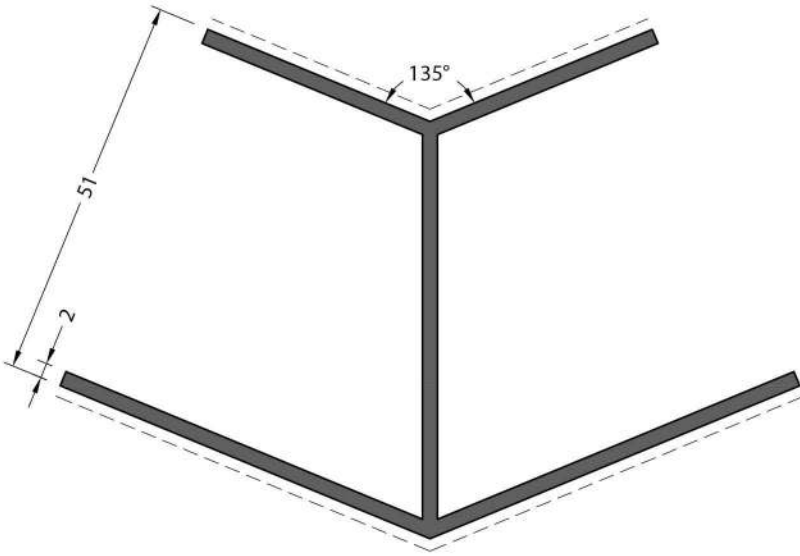
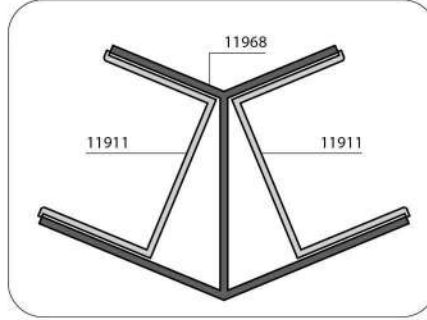


CODE / KOD  
**15144**

**THEORETICAL WEIGHT kg/m**  
TEORİK AĞIRLIK kg/m  
**0.598**

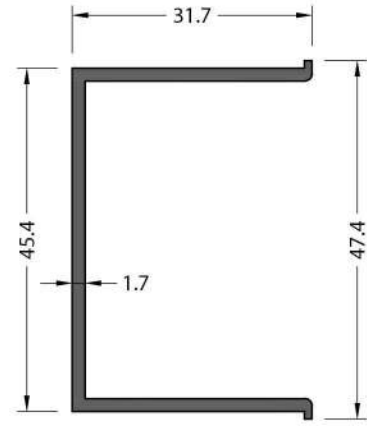
VARIOUS PROFILES / MUHTELİF PROFİLLER

Application Details / Uygulama Detayı



CODE / KOD  
**11968**

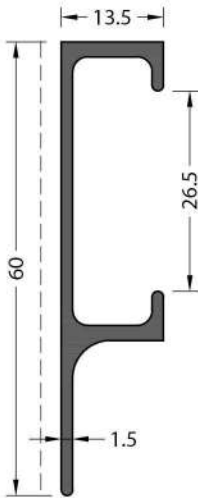
**THEORETICAL WEIGHT kg/m**  
TEORİK AĞIRLIK kg/m  
**1.190**



Mill Finish / Pres  
No visible surface. / Görünen yüzeyi yoktur.

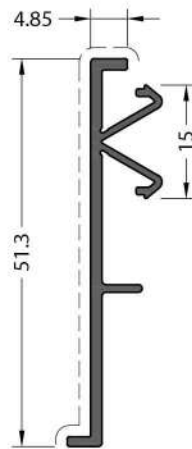
CODE / KOD  
**11911**

**THEORETICAL WEIGHT kg/m**  
TEORİK AĞIRLIK kg/m  
**0.488**



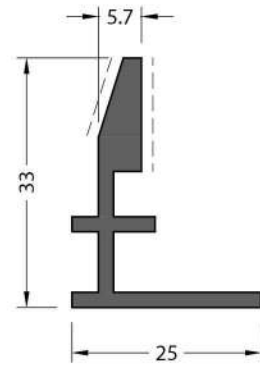
CODE / KOD  
**13863**

**THEORETICAL WEIGHT kg/m**  
TEORİK AĞIRLIK kg/m  
**0.431**



CODE / KOD  
**15044**

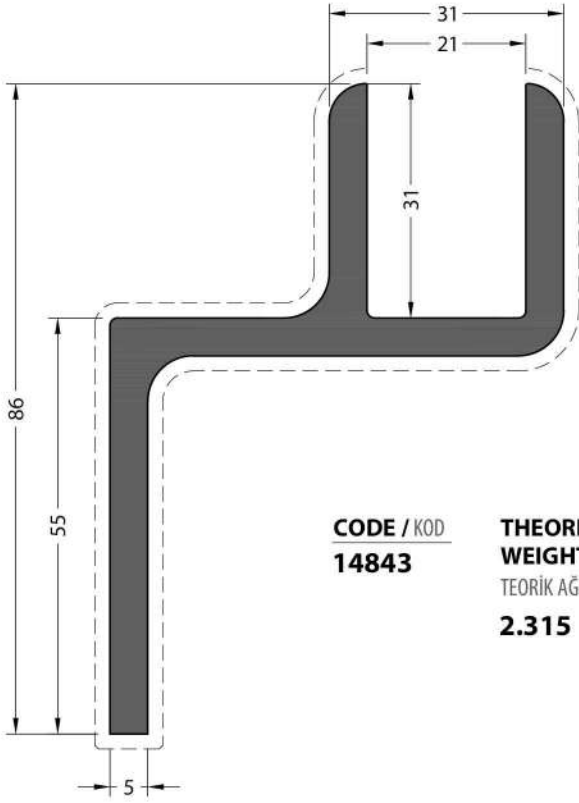
**THEORETICAL WEIGHT kg/m**  
TEORİK AĞIRLIK kg/m  
**0.308**



CODE / KOD  
**11906**

**THEORETICAL WEIGHT kg/m**  
TEORİK AĞIRLIK kg/m  
**0.454**

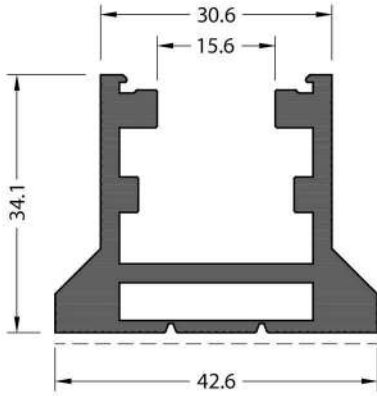
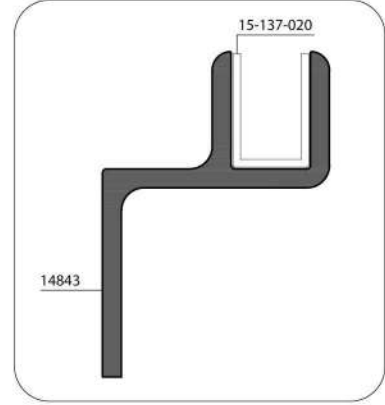
VARIOUS PROFILES / MUHTELİF PROFİLLER



CODE / KOD  
**14843**

**THEORETICAL WEIGHT kg/m**  
TEORİK AĞIRLIK kg/m  
**2.315**

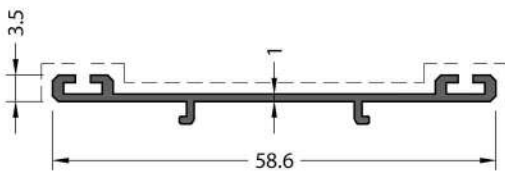
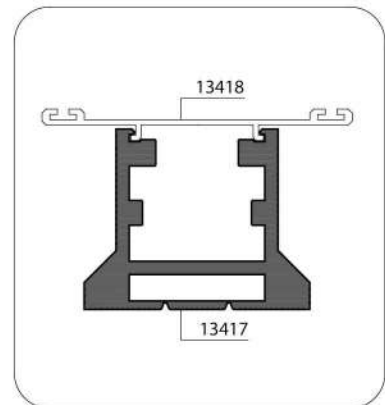
Application Details / Uygulama Detayı



CODE / KOD  
**13417**

**THEORETICAL WEIGHT kg/m**  
TEORİK AĞIRLIK kg/m  
**1.195**

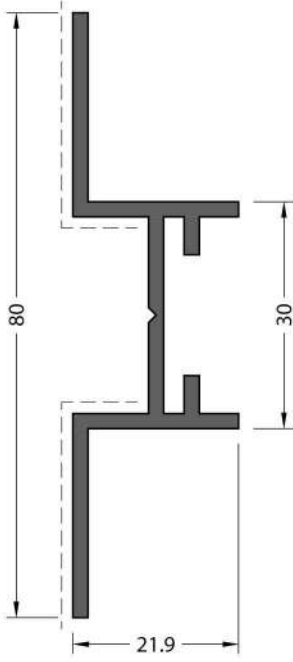
Application Details / Uygulama Detayı



CODE / KOD  
**13418**

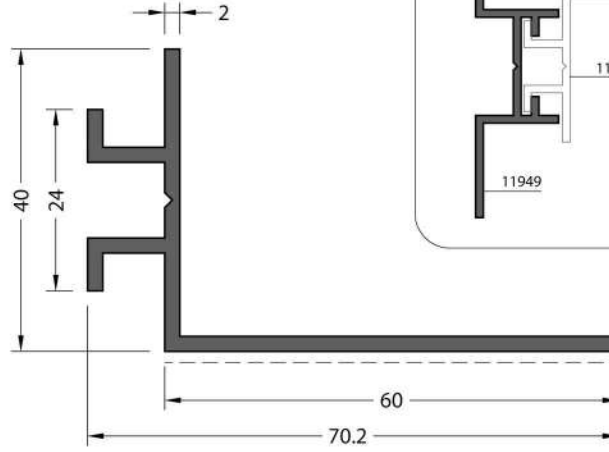
**THEORETICAL WEIGHT kg/m**  
TEORİK AĞIRLIK kg/m  
**0.230**

VARIOUS PROFILES / MUHTELİF PROFİLLER



CODE / KOD  
**11949**

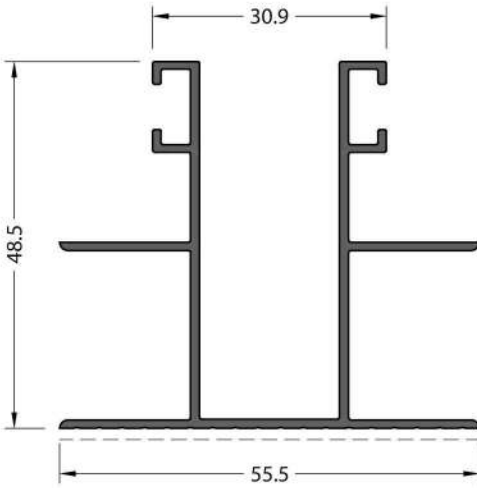
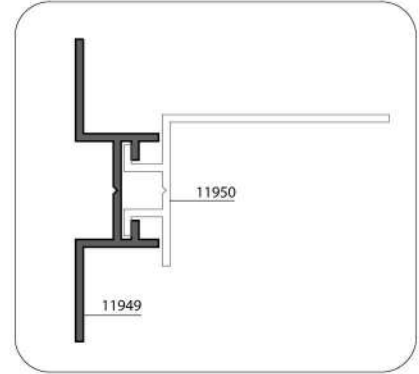
**THEORETICAL WEIGHT kg/m**  
TEORİK AĞIRLIK kg/m  
**0.698**



CODE / KOD  
**11950**

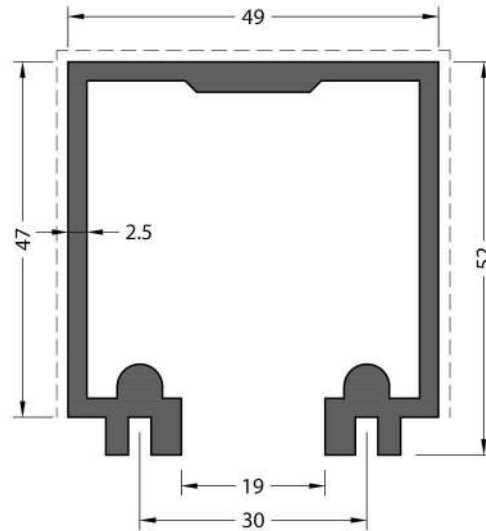
**THEORETICAL WEIGHT kg/m**  
TEORİK AĞIRLIK kg/m  
**0.691**

Application Details / Uygulama Detayı



CODE / KOD  
**13688**

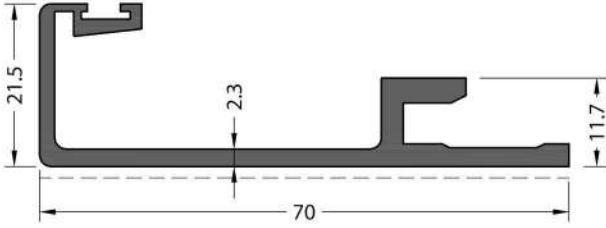
**THEORETICAL WEIGHT kg/m**  
TEORİK AĞIRLIK kg/m  
**0.653**



CODE / KOD  
**15497**

**THEORETICAL WEIGHT kg/m**  
TEORİK AĞIRLIK kg/m  
**1.481**

VARIOUS PROFILES / MUHTELİF PROFİLLER



CODE / KOD

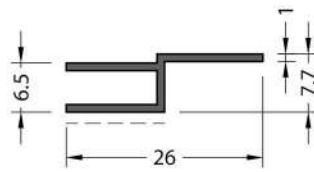
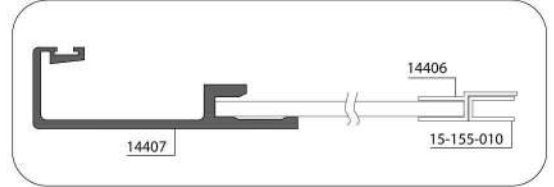
**14407**

**THEORETICAL WEIGHT kg/m**

TEORİK AĞIRLIK kg/m

**0.777**

Application Details / Uygulama Detayı



CODE / KOD

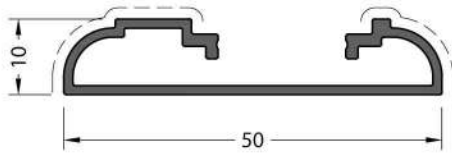
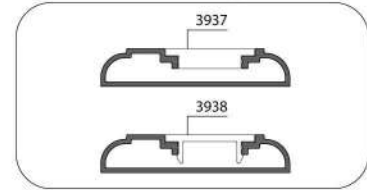
**14406**

**THEORETICAL WEIGHT kg/m**

TEORİK AĞIRLIK kg/m

**0.121**

Application Details / Uygulama Detayı



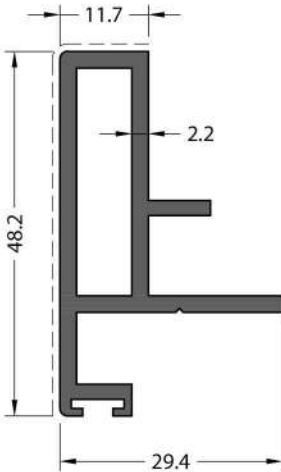
CODE / KOD

**12074**

**THEORETICAL WEIGHT kg/m**

TEORİK AĞIRLIK kg/m

**0.338**



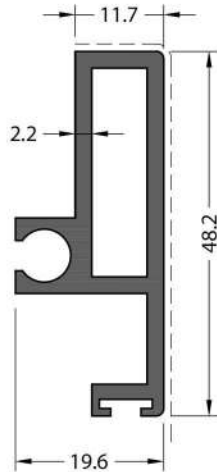
CODE / KOD

**11277**

**THEORETICAL WEIGHT kg/m**

TEORİK AĞIRLIK kg/m

**0.775**



CODE / KOD

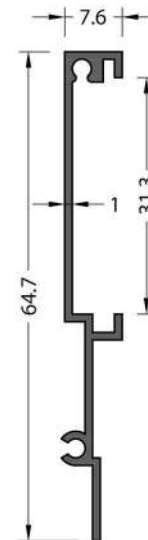
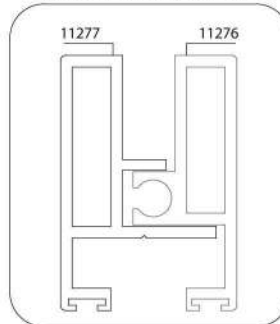
**11276**

**THEORETICAL WEIGHT kg/m**

TEORİK AĞIRLIK kg/m

**0.715**

Application Details / Uygulama Detayı



Mill Finish / Pres  
No visible surface.  
Görünen yüzeyi yoktur.

CODE / KOD

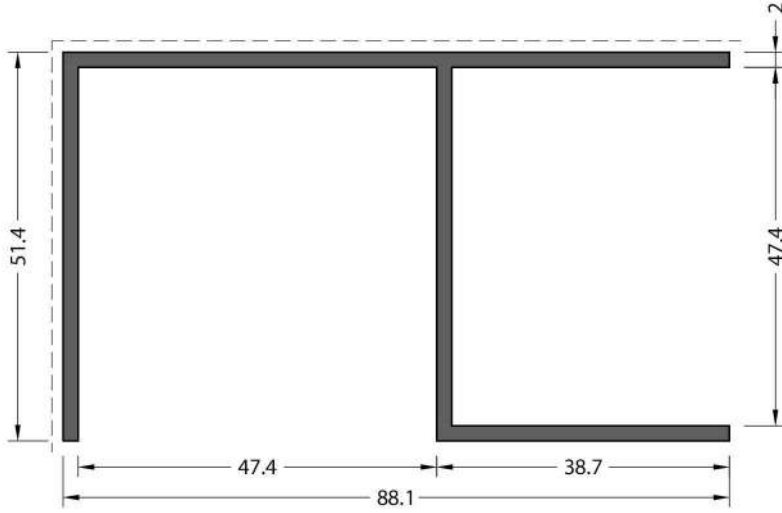
**11161**

**THEORETICAL WEIGHT kg/m**

TEORİK AĞIRLIK kg/m

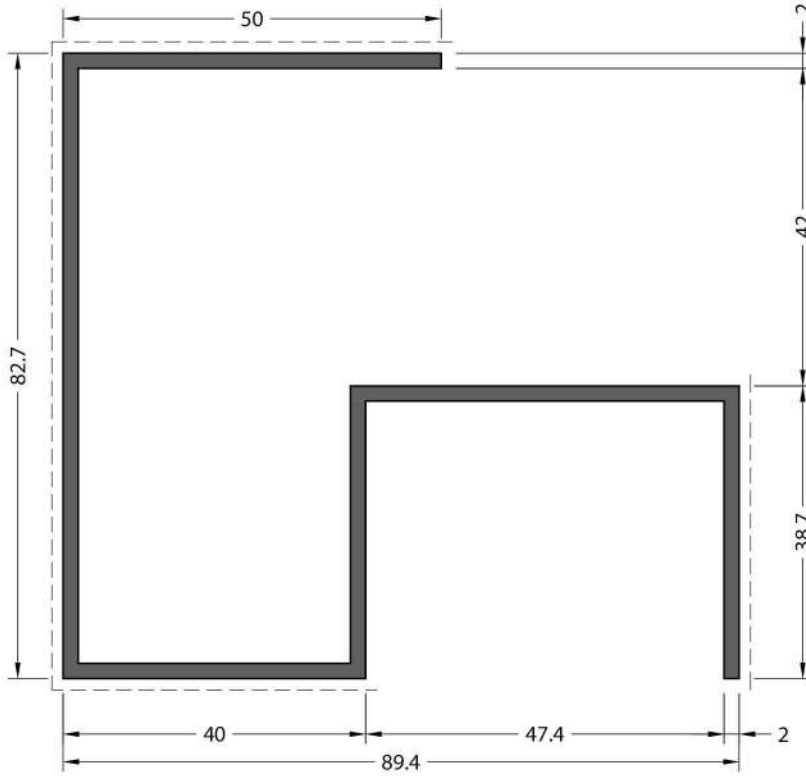
**0.261**

VARIOUS PROFILES / MUHTELİF PROFİLLER



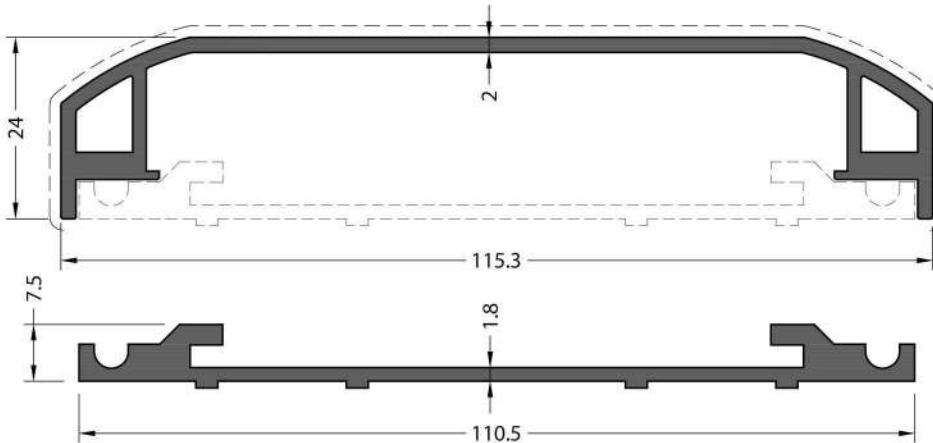
CODE / KOD  
**11909**

**THEORETICAL WEIGHT kg/m**  
TEORİK AĞIRLIK kg/m  
**1.208**



CODE / KOD  
**11910**

**THEORETICAL WEIGHT kg/m**  
TEORİK AĞIRLIK kg/m  
**1.574**



CODE / KOD  
**12138**

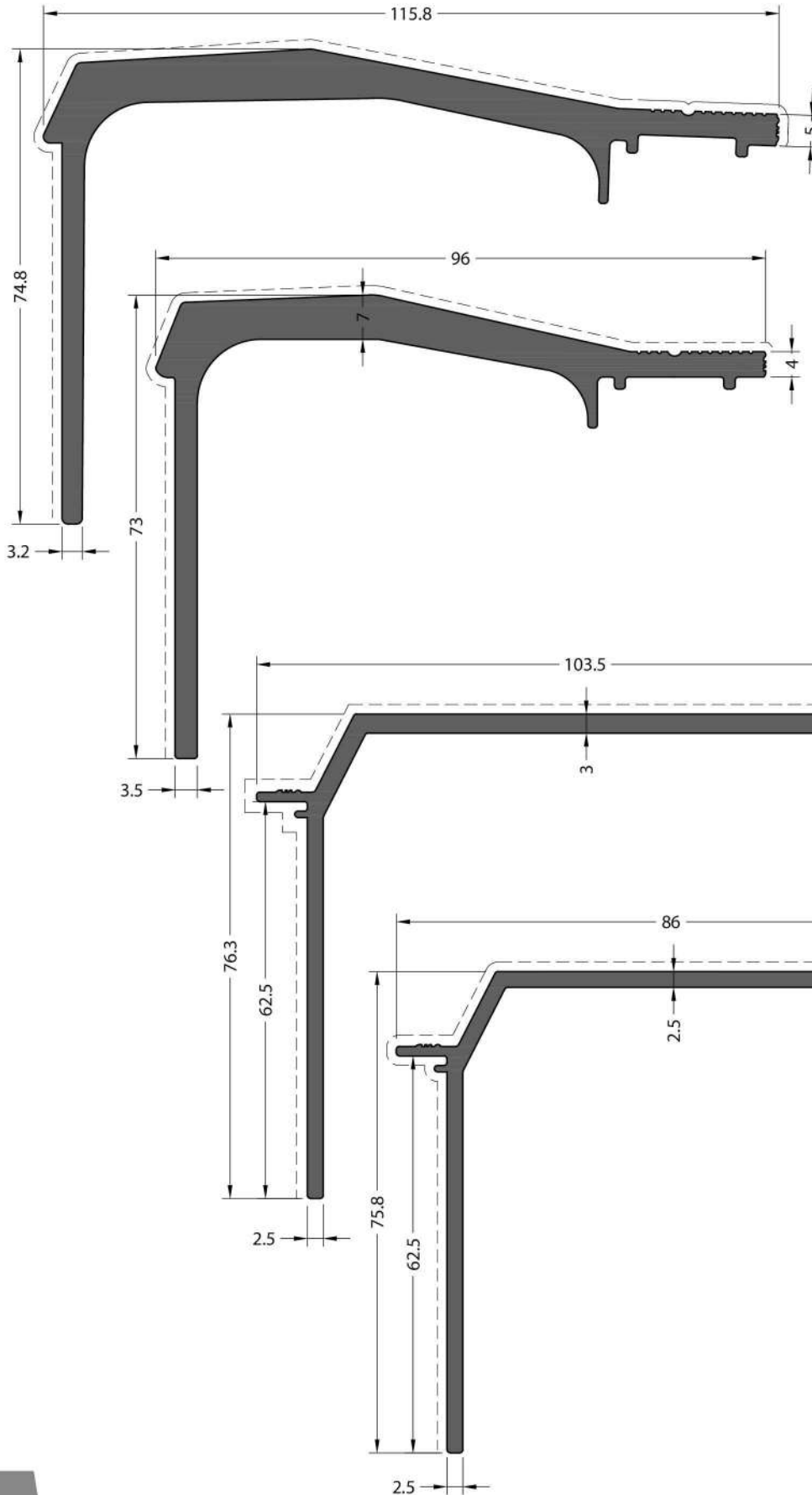
**THEORETICAL WEIGHT kg/m**  
TEORİK AĞIRLIK kg/m  
**1.089**

No visible surface.  
Görünen yüzeyi yoktur.

CODE / KOD  
**12139**

**THEORETICAL WEIGHT kg/m**  
TEORİK AĞIRLIK kg/m  
**0.846**

VARIOUS PROFILES / MUHTELİF PROFİLLER



CODE / KOD

**12915**

**THEORETICAL WEIGHT kg/m**  
TEORİK AĞIRLIK kg/m

**2.574**

CODE / KOD

**12613**

**THEORETICAL WEIGHT kg/m**  
TEORİK AĞIRLIK kg/m

**2.212**

CODE / KOD

**12916**

**THEORETICAL WEIGHT kg/m**  
TEORİK AĞIRLIK kg/m

**1.274**

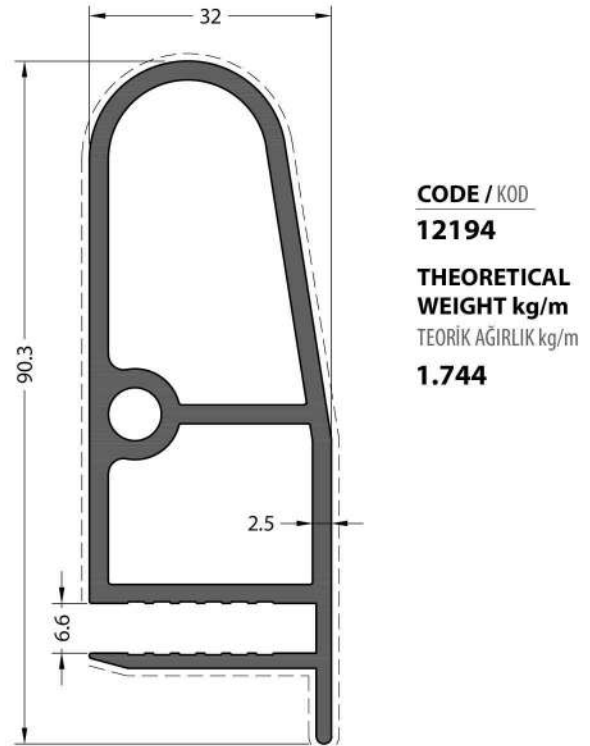
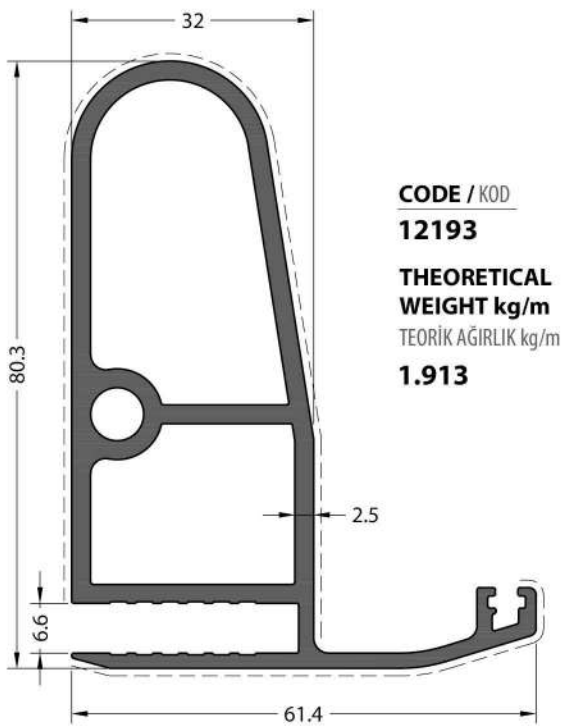
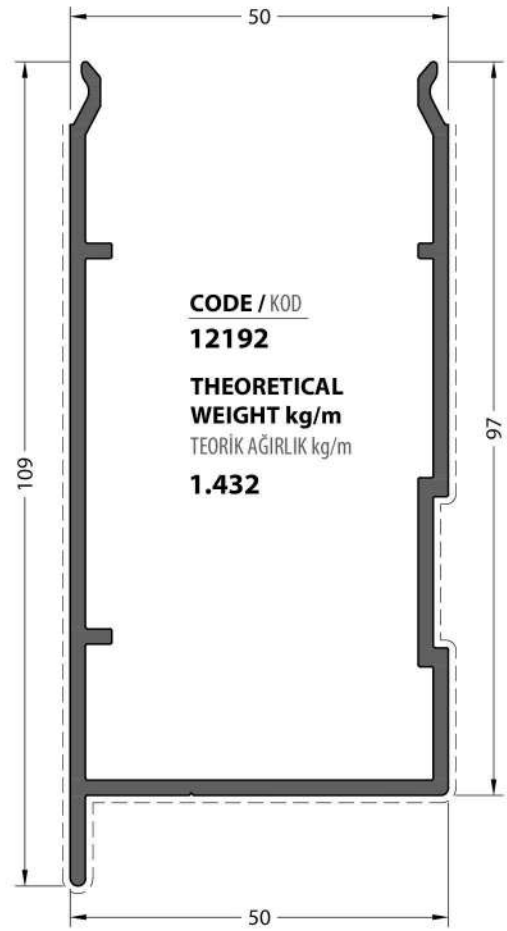
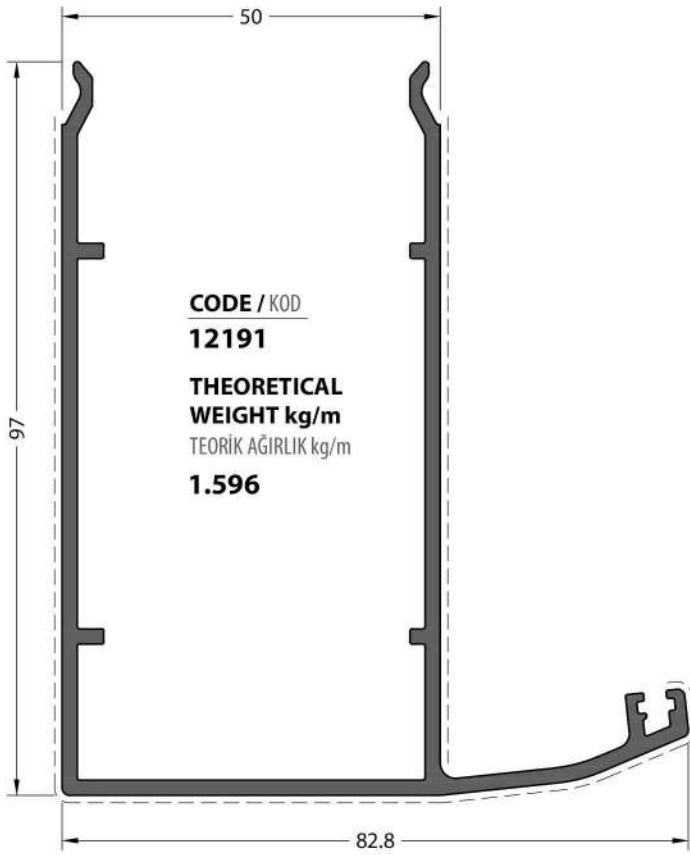
CODE / KOD

**12614**

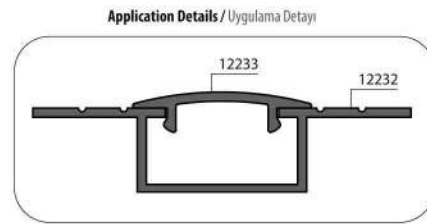
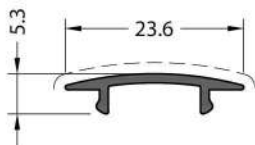
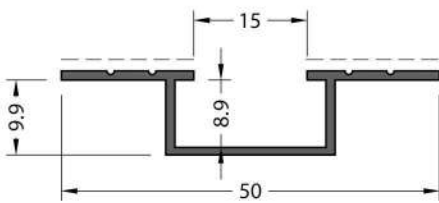
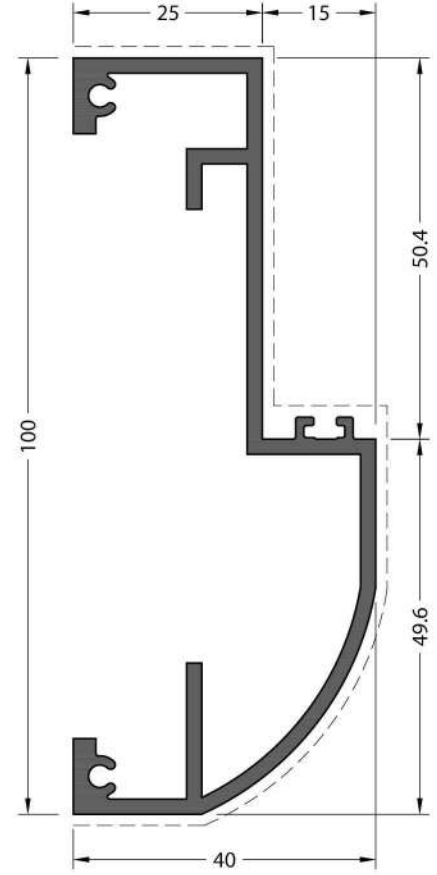
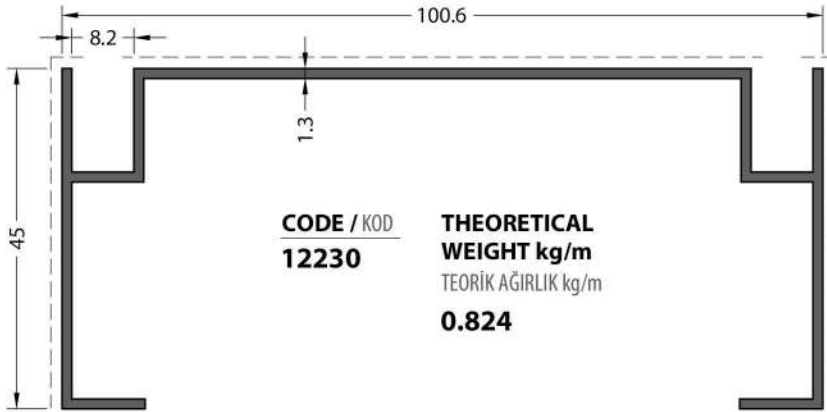
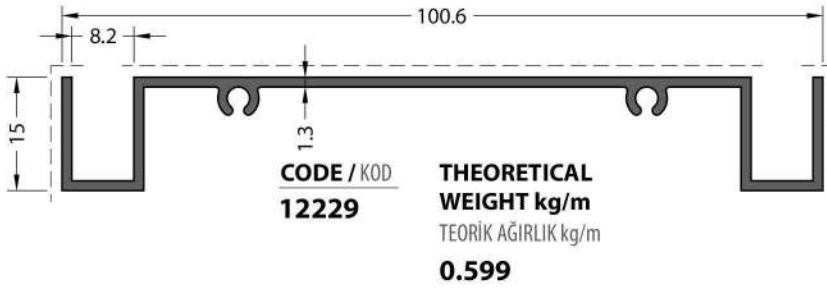
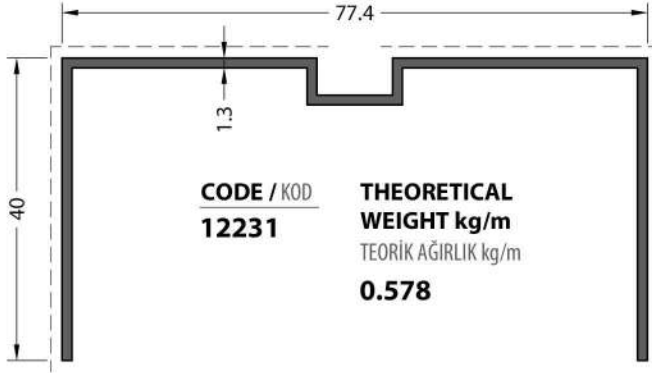
**THEORETICAL WEIGHT kg/m**  
TEORİK AĞIRLIK kg/m

**1.043**

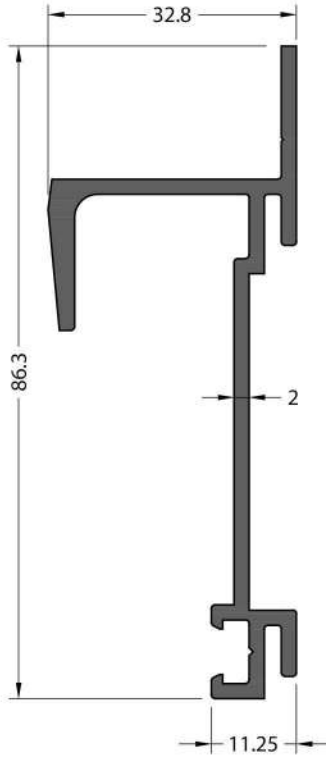
VARIOUS PROFILES / MUHTELİF PROFİLLER



VARIOUS PROFILES / MUHTELİF PROFİLLER



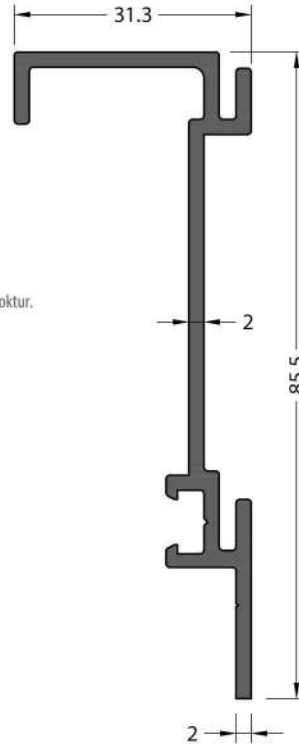
VARIOUS PROFILES / MUHTELİF PROFİLLER



Mill Finish / Pres  
No visible surface. / Görünen yüzeyi yoktur.

CODE / KOD  
**15491**

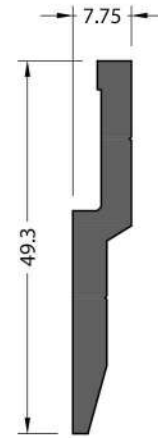
**THEORETICAL WEIGHT kg/m**  
TEORİK AĞIRLIK kg/m  
**0.937**



Mill Finish / Pres  
No visible surface. / Görünen yüzeyi yoktur.

CODE / KOD  
**15492**

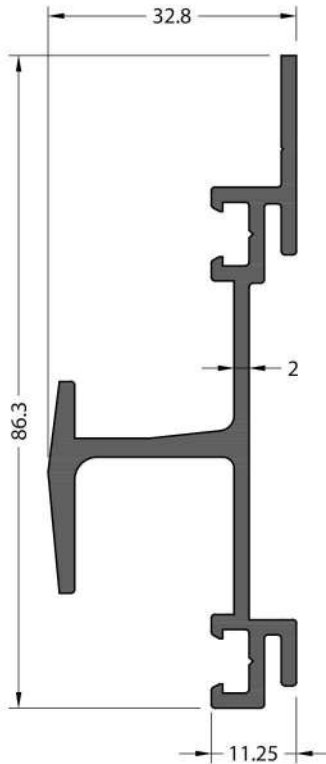
**THEORETICAL WEIGHT kg/m**  
TEORİK AĞIRLIK kg/m  
**0.832**



Mill Finish / Pres  
No visible surface. / Görünen yüzeyi yoktur.

CODE / KOD  
**15495**

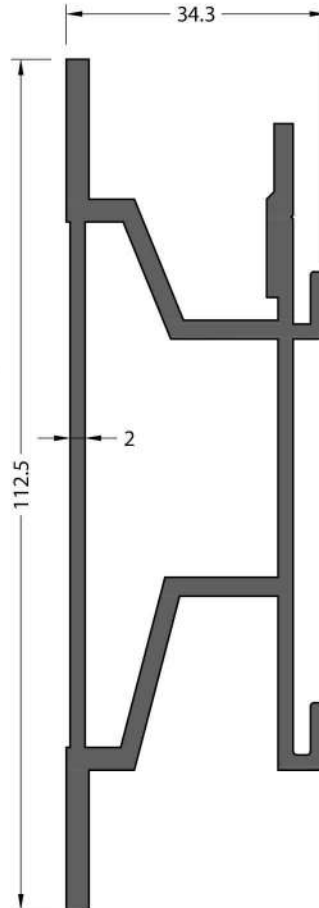
**THEORETICAL WEIGHT kg/m**  
TEORİK AĞIRLIK kg/m  
**0.573**



Mill Finish / Pres  
No visible surface. / Görünen yüzeyi yoktur.

CODE / KOD  
**15493**

**THEORETICAL WEIGHT kg/m**  
TEORİK AĞIRLIK kg/m  
**1.083**

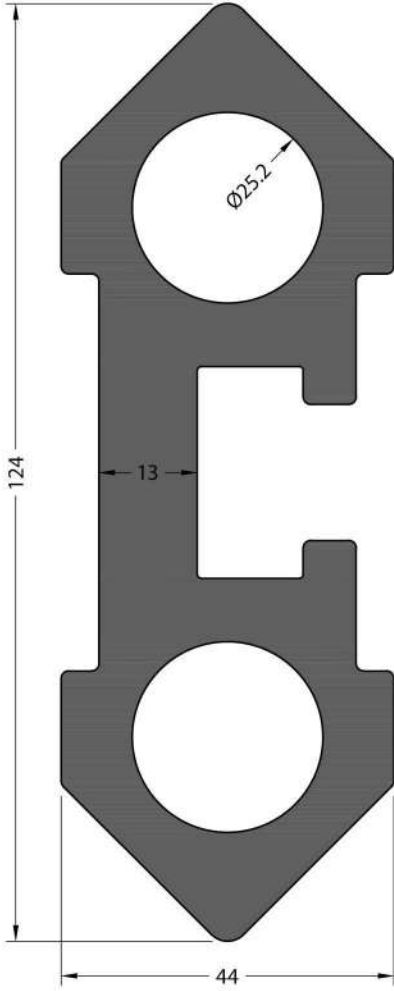


Mill Finish / Pres  
No visible surface. / Görünen yüzeyi yoktur.

CODE / KOD  
**15494**

**THEORETICAL WEIGHT kg/m**  
TEORİK AĞIRLIK kg/m  
**1.915**

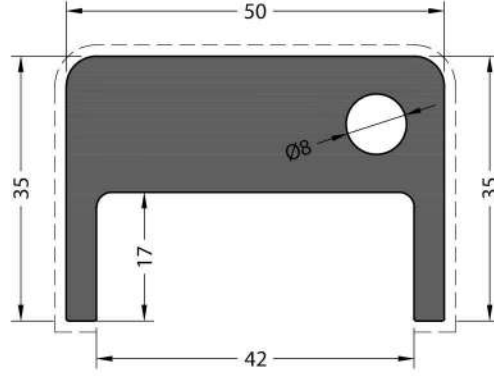
VARIOUS PROFILES / MUHTELİF PROFİLLER



Mill Finish / Pres  
No visible surface.  
Görünen yüzeyi yoktur.

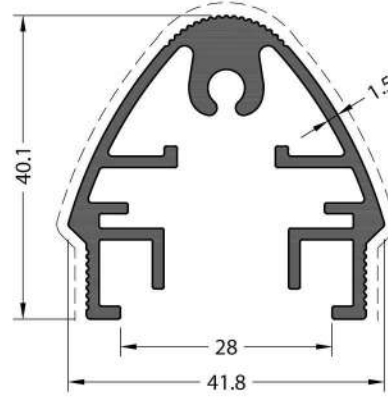
CODE / KOD  
**15419**

THEORETICAL  
WEIGHT kg/m  
TEORİK AĞIRLIK kg/m  
**6.891**



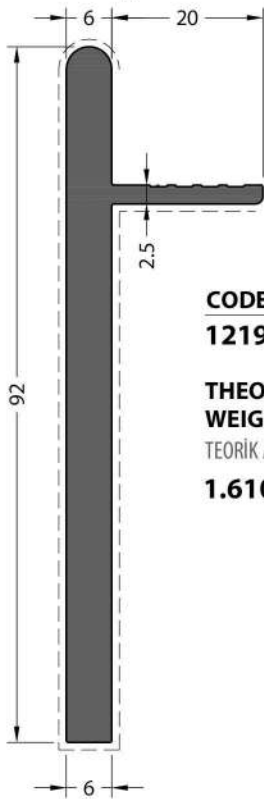
CODE / KOD  
**11711**

THEORETICAL  
WEIGHT kg/m  
TEORİK AĞIRLIK kg/m  
**2.647**



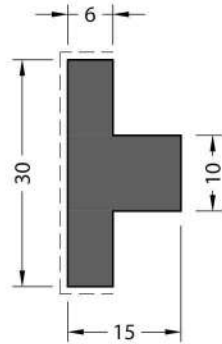
CODE / KOD  
**11896**

THEORETICAL  
WEIGHT kg/m  
TEORİK AĞIRLIK kg/m  
**0.926**



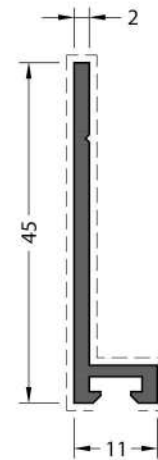
CODE / KOD  
**12197**

THEORETICAL  
WEIGHT kg/m  
TEORİK AĞIRLIK kg/m  
**1.610**



CODE / KOD  
**12198**

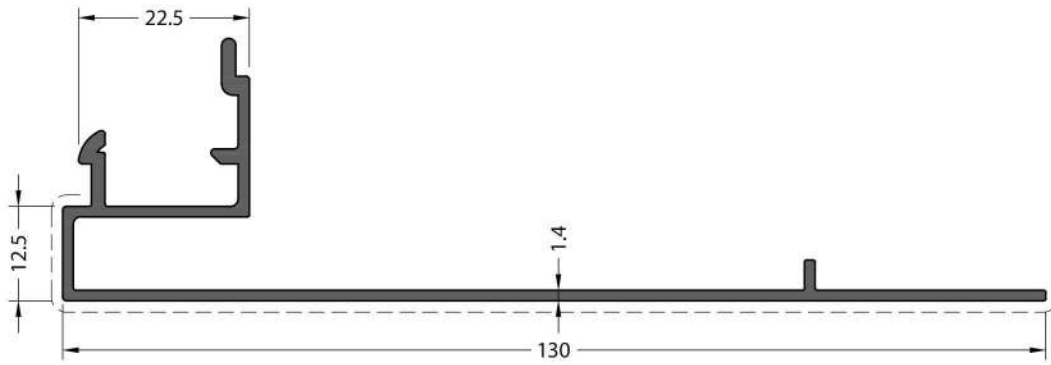
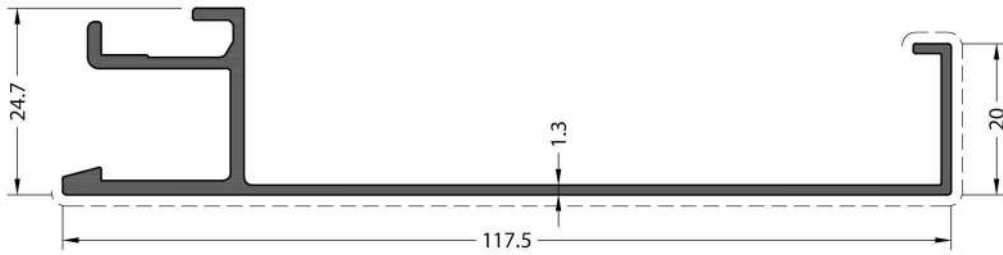
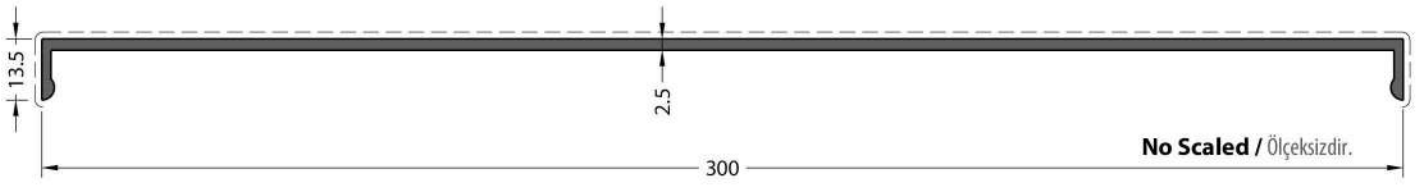
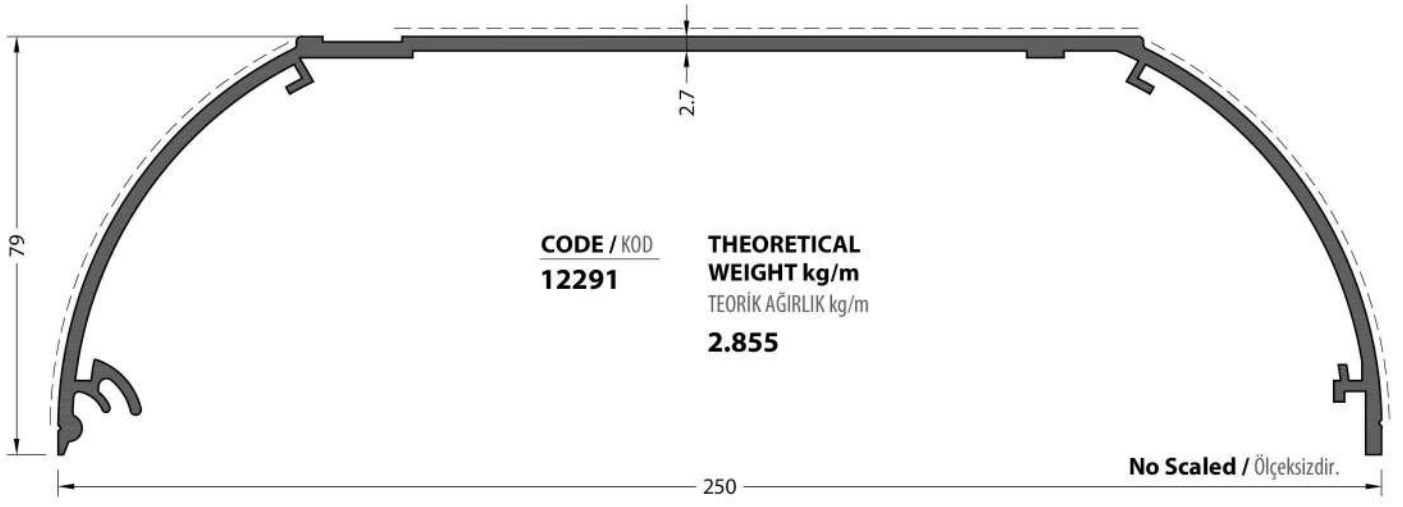
THEORETICAL  
WEIGHT kg/m  
TEORİK AĞIRLIK kg/m  
**0.729**



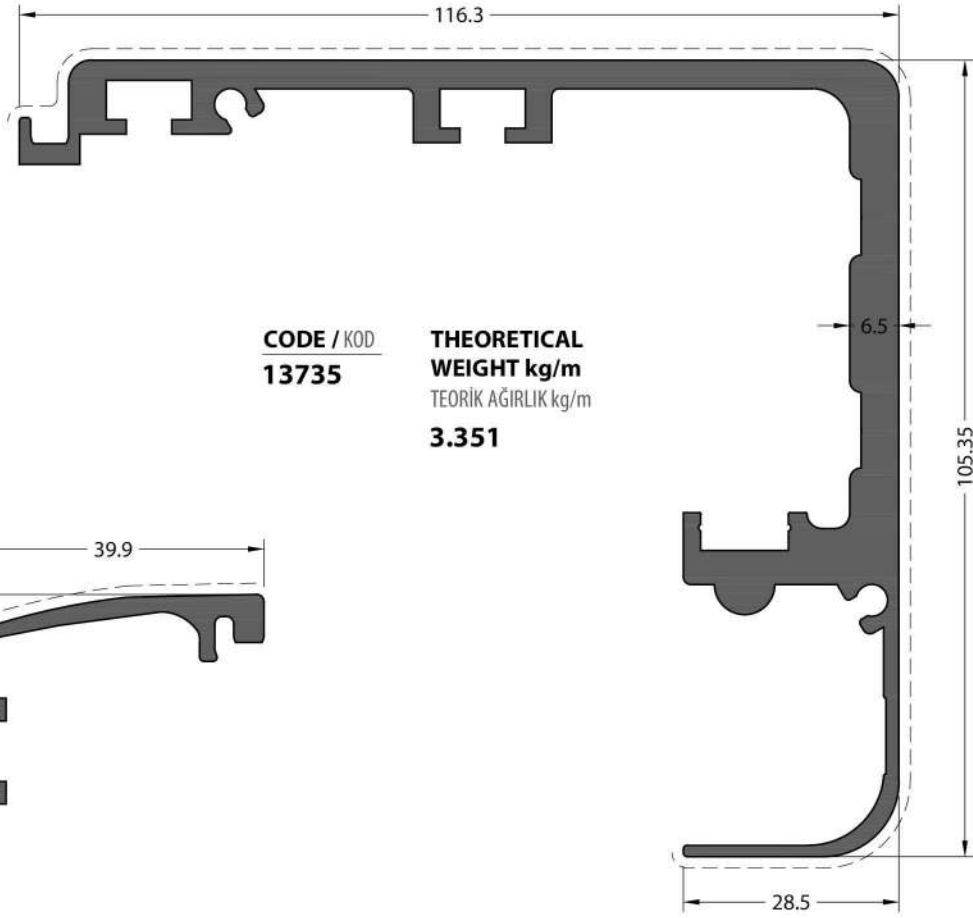
CODE / KOD  
**12195**

THEORETICAL  
WEIGHT kg/m  
TEORİK AĞIRLIK kg/m  
**0.307**

VARIOUS PROFILES / MUHTELİF PROFİLLER

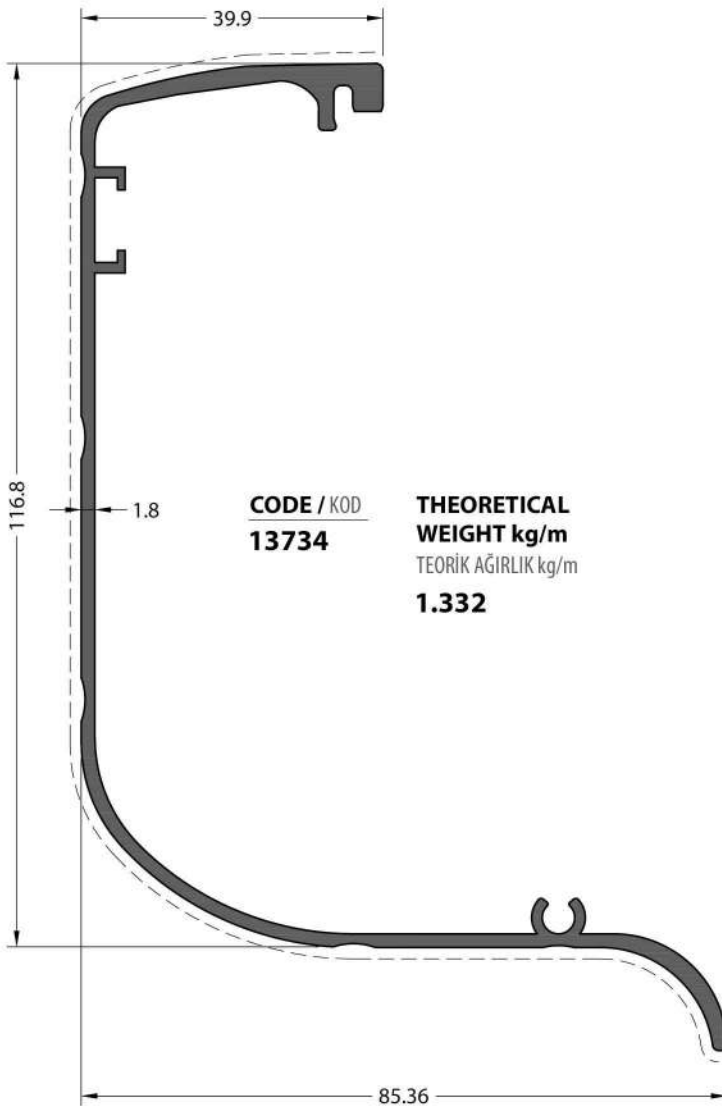


VARIOUS PROFILES / MUHTELİF PROFİLLER



CODE / KOD  
**13735**

THEORETICAL  
WEIGHT kg/m  
TEORİK AĞIRLIK kg/m  
**3.351**

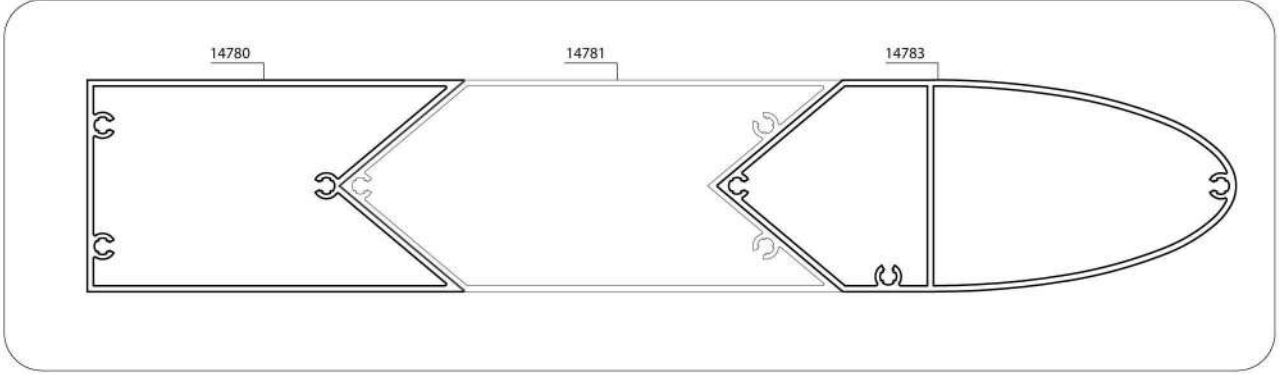


CODE / KOD  
**13734**

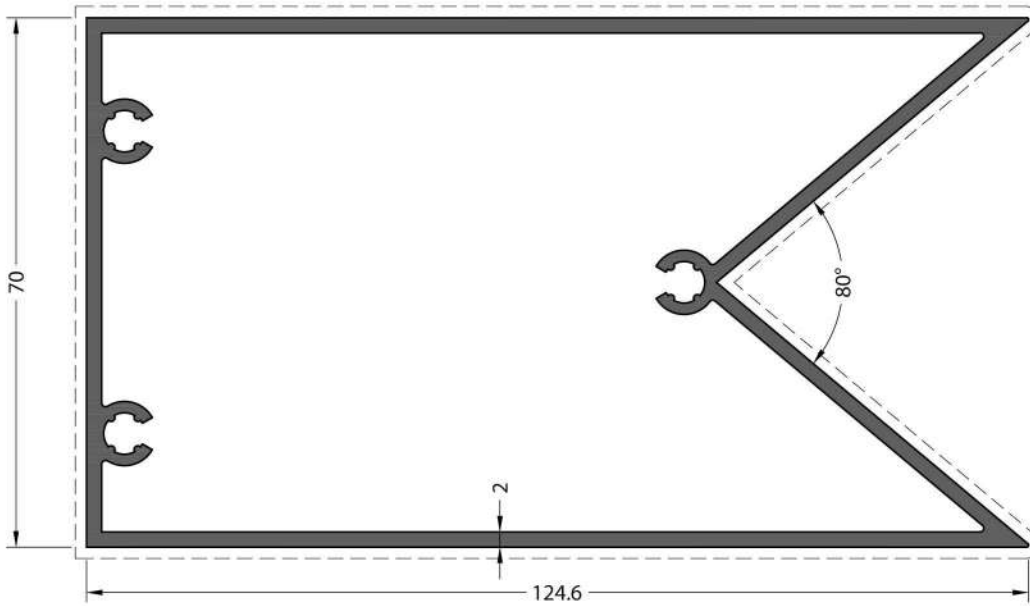
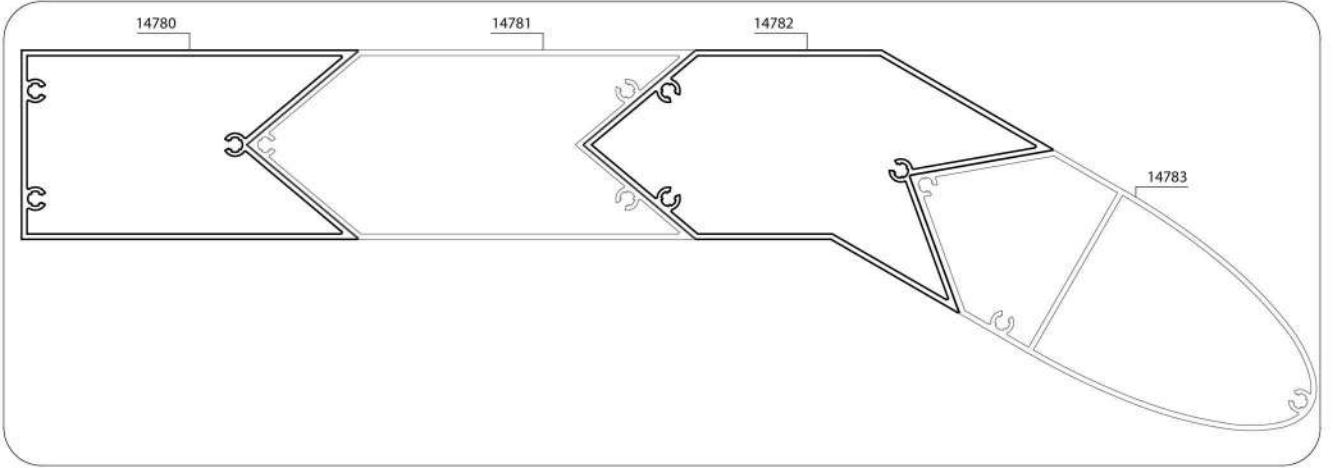
THEORETICAL  
WEIGHT kg/m  
TEORİK AĞIRLIK kg/m  
**1.332**

VARIOUS PROFILES / MUHTELİF PROFİLLER

Application Details / Uygulama Detayı



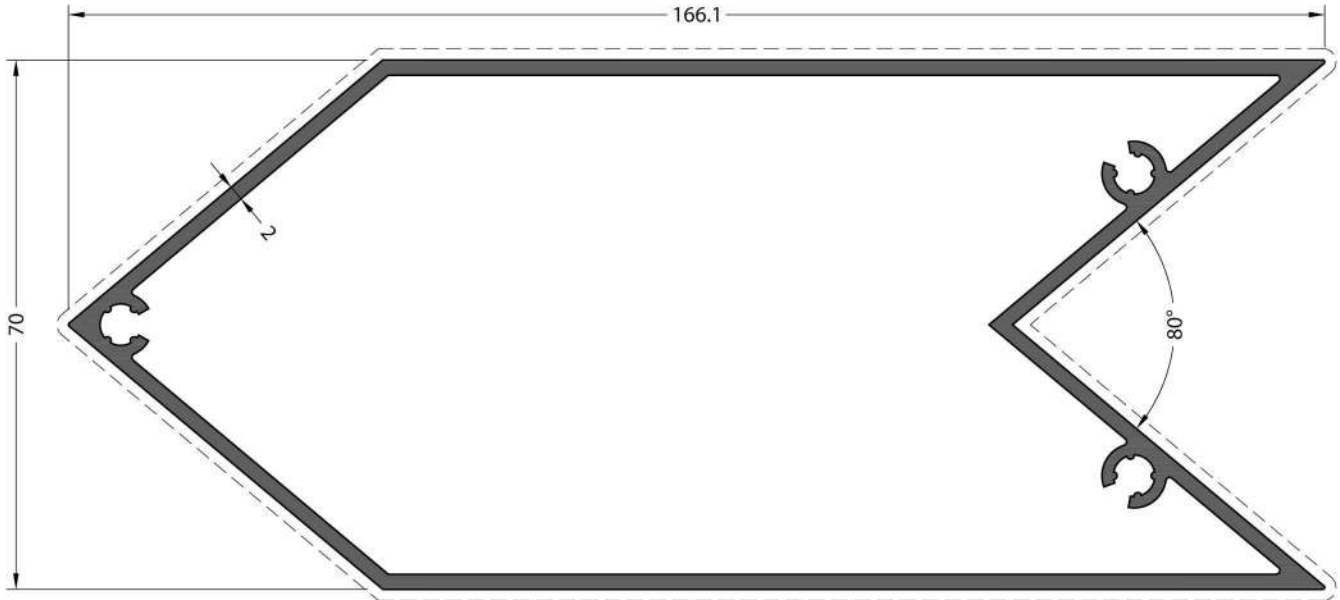
Application Details / Uygulama Detayı



CODE / KOD  
**14780**

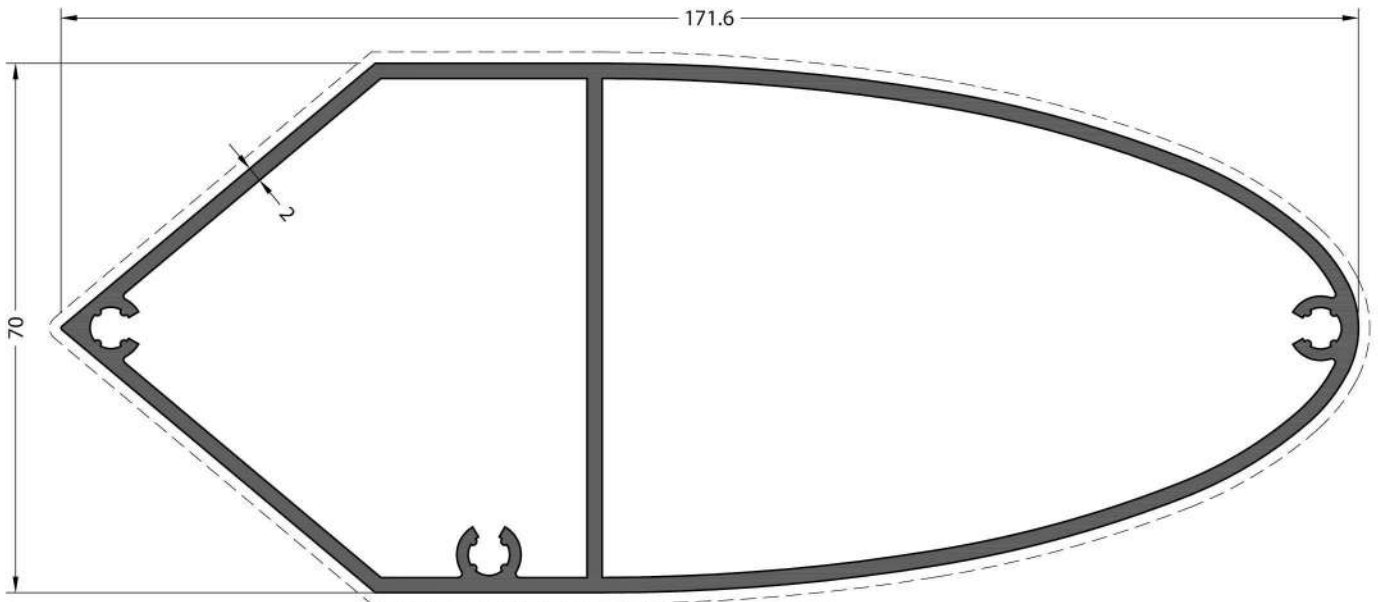
THEORETICAL  
WEIGHT kg/m  
TEORİK AĞIRLIK kg/m  
**2.441**

VARIOUS PROFILES / MUHTELİF PROFİLLER



CODE / KOD  
**14781**

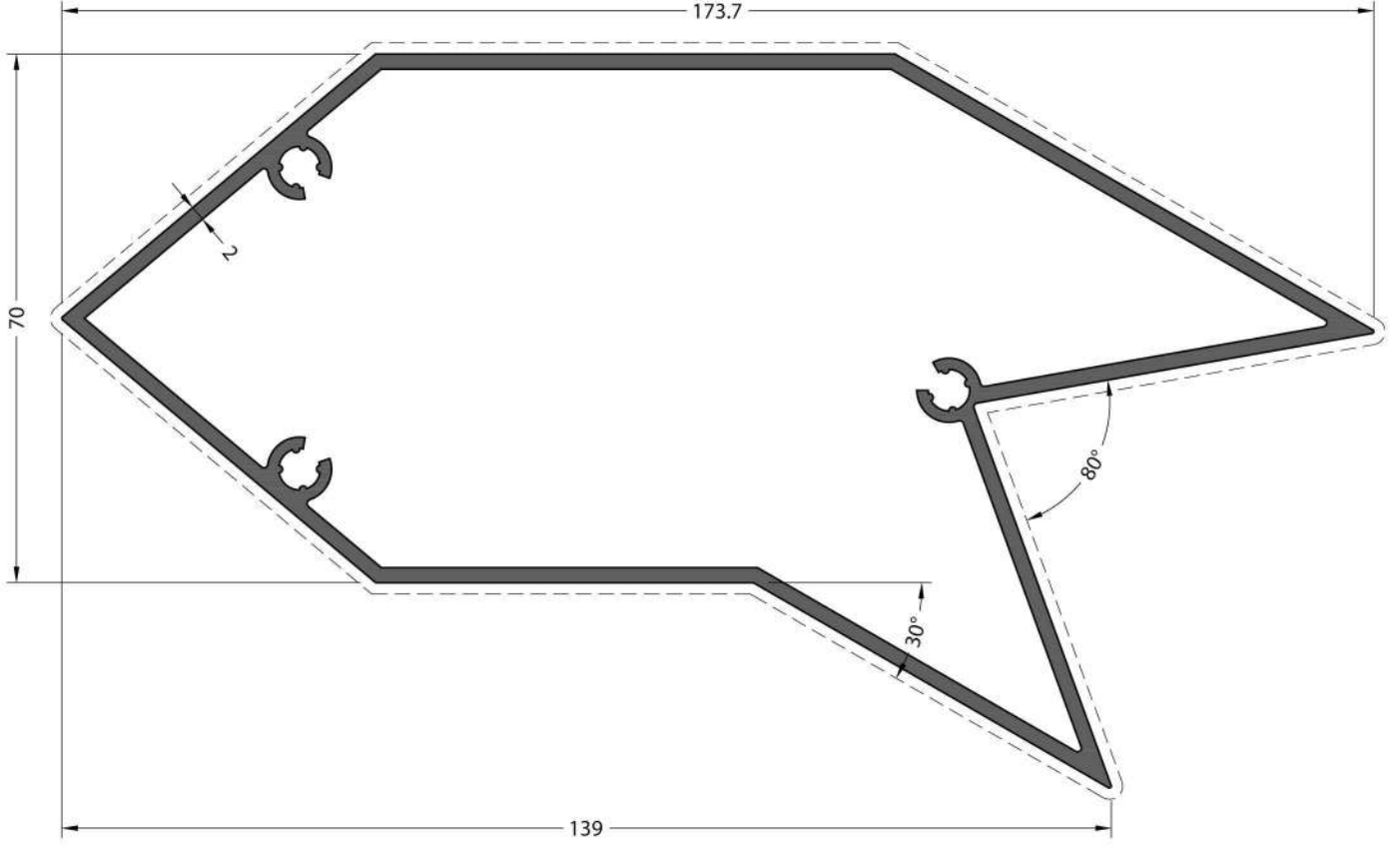
**THEORETICAL  
WEIGHT kg/m**  
TEORİK AĞIRLIK kg/m  
**2.627**



CODE / KOD  
**14783**

**THEORETICAL  
WEIGHT kg/m**  
TEORİK AĞIRLIK kg/m  
**2.599**

VARIOUS PROFILES / MUHTELİF PROFİLLER



CODE / KOD  
14782

THEORETICAL  
WEIGHT kg/m  
TEORİK AĞIRLIK kg/m  
2.629











**KURTOĐLU BAKIR KURŐUN SAN. A.Ő.**  
VelimeŐe Organize Sanayi Bđlgesi Mahallesi  
224 Sk. No:6/1 Ergene 59930 Tekirdađ - TŐRKİYE  
T: +90 282 684 70 00 F: +90 282 684 70 01  
[www.kurtoglualuminyum.com](http://www.kurtoglualuminyum.com)